

HKEx Fact Book 2012

Fact Book 2012

- The Year 2012 in review
- Major events of the Hong Kong securities and derivatives market 2012
- Market highlights
- Securities market – Main Board
 - market indices
 - listing statistics
 - market capitalisation
 - trading statistics and analysis
 - short selling
 - listed companies
 - equity warrants
 - derivative warrants
 - callable bull/bear contracts
 - debt securities
 - unit trusts and mutual funds
 - trading only stock
 - RMB securities products
 - historical section
 - world stock markets
- Securities market – Growth enterprise market (GEM)
 - market indices
 - listing statistics
 - market capitalisation
 - trading statistics and analysis
 - listed companies
 - equity warrants
- Derivatives market
 - equity index products
 - interest rate products
 - equity products
 - commodity products
 - currency products
 - historical section
- Clearing statistics
- Exchange participants
- Clearing participants
- The investing community
- Hong Kong securities market and derivatives markets historical events
- Appendices

The Year 2012 in Review

The HKEx markets rebounded towards the end of 2012 despite a year-on-year decline in trading volume. The total market capitalisation of the securities market (including the Main Board and the Growth Enterprise Market (GEM) of the Stock Exchange of Hong Kong (SEHK or the Exchange)) at the end of 2012 was HK\$21,950.1 billion, 25% higher than at year-end 2011. The highest single-day turnover (excluding days with half-day trading) in the securities market of the year was HK\$127.1 billion on 6 March 2012 while the lowest level was HK\$32.6 billion on 3 January 2012 (compared to the high of HK\$124.9 billion and low of HK\$24.6 billion in the previous year).

At the end of 2012, there were a total of 1,547 companies listed on the Main Board and GEM. Of these, 721 were Mainland enterprises, constituting 57% by market capitalisation and 70% by annual equity turnover value. In 2012, total equity funds raised was HK\$304.2 billion, with 64 newly listed companies on the Main Board and GEM raising HK\$89.8 billion.

In 2012, the highest daily closing level of the Hang Seng Index (HSI) was 22,666 points on 28 December 2012. At the year-end, both the HSI and Hang Seng China-Affiliated Corporations Index (the Red-chips Index) rose year-on-year by 23% to 22,656 points and 4,531 points respectively. The Hang Seng China Enterprises Index (HSCEI or H-shares Index) closed at 11,436 points, up 15%. The S&P/HKEx GEM Index dropped year-on-year by 20% to 381 points.

Total securities market turnover in 2012 was HK\$13,301.0 billion, down 22% from that in 2011. The average daily turnover for the overall market in 2012 decreased year-on-year by 23% to HK\$53.9 billion — HK\$53.7 billion for the Main Board (down 23% from 2011) and HK\$136 million for GEM (down 47% from 2011).

The HKEx futures and options market in 2012 recorded total trading volume of 120 million contracts and average daily trading volume of 487,994 contracts (both down 15% from 2011). The average daily trading volumes of futures products and options products were 191,176 contracts and 296,818 contracts respectively.

SECURITIES MARKET

Market development

Listing and regulation

In 2012, regulators and HKEx made efforts to enhance market regulation and transparency. The status of Hong Kong as an offshore Renminbi (RMB) centre was also strengthened by measures to enhance RMB liquidity.

Progress was made on a number of major regulatory initiatives aimed at enhancing market transparency. Legislation and related rule changes were made in the year to establish a **statutory regime for the disclosure of price sensitive information (PSI)** by listed companies. For implementation of the regime at the beginning of 2013, the Securities and Futures Ordinance (SFO) was amended in May; the Securities and Futures Commission (SFC) introduced guidelines on Disclosure of Inside Information in June; and, after market consultation, HKEx made related amendments to the Listing Rules effective 1 January 2013. The main change is to remove the continuing disclosure obligations in the Listing Rules which became part of the statutory regime, followed by amendments consequential on the removal of these core provisions. In June, the SFC's **short position reporting rules** came into effect. Accordingly, the SFC began in September to publish on a weekly basis the aggregated short positions of specified shares under the rules.

To further protect investors, the Law Reform Commission proposed in May to **introduce class actions** in Hong Kong, which could help consumers, including financial service customers, protect their legal rights through multi-party litigation. In June, the **Financial Dispute Resolution Centre Ltd (FDRC)** commenced operations to provide mediation and arbitration services to investors to resolve their disputes with financial institutions. In November, the **Investor Education Centre (IEC)** was launched by the SFC. The IEC website also replaced the SFC's InvestEd website as the new source of investor education information.

To **strengthen the regulation of sponsors of initial public offerings (IPOs)**, the SFC consulted the market in May on a series of reform measures, including tightening the due diligence requirements for sponsors and making sponsors civilly or criminally liable for defective prospectuses. The consultation conclusions were published in December. Most of the reform measures were adopted and would come into effect in October 2013.

Apart from enhancing sponsor regulation, other initiatives undertaken by the SFC in 2012 to strengthen market regulation included: (1) introducing new guidelines published in April to help licensed corporations comply with the **new requirements on anti-money laundering and counter-terrorist financing**; (2) publishing a consultation paper in July on **enhancing the regulatory framework for electronic trading**, including internet trading, direct market access (DMA) and algorithmic trading; and (3) publishing a consultation paper in November on **enhancing the regulatory regime for non-corporate entities listed on the SEHK**.

In the year, HKEx made a number of regulatory enhancements in several areas.

Firstly, to further protect investors in listed products, HKEx published the **Guide on Enhancing Regulation of the Listed Structured Products Market** in July to foster higher standards across structured products issuers and enhance service levels of liquidity providers. Most of the regulatory enhancements measures under the Guide were implemented in 2012. In addition, HKEx introduced **additional disclosure requirements during the year for listing applicants adopting structured contracts**. These requirements include the disclosure of details of any insurance purchased to cover the risks relating to structured contracts, or a prominent disclosure that those risks are not covered by any insurance in the prospectus. Furthermore, HKEx issued a guidance letter on pre-IPO investments in October to elaborate the **listing requirements on pre-IPO investments**, including setting out a list of common special rights offered to pre-IPO investors and HKEx's guidance on whether they are allowed to survive upon listing to comply with the general principle of even treatment of shareholders.

Secondly, to promote listed company governance and social responsibility, the consultation conclusions on the **Environmental, Social and Governance Reporting Guide (ESG Guide)** were published in August 2012 after a 4-month consultation. The ESG Guide was introduced as a recommended practice applicable to issuers with financial year ended after 31 December 2012. Subject to further consultation, HKEx plans to raise the obligation level of some requirements to "comply or explain" by 2015. In addition, HKEx published in December the consultation conclusions on **board diversity** after conducting a consultation in September. In view of strong support, HKEx decided to implement the proposed measures, including the introduction of a Code Provision that the issuer should have a policy concerning diversity in the board and should disclose the policy or a summary of the policy in the corporate governance report. The new measures would be implemented in September 2013.

Thirdly, to maintain market integrity without hampering market activities, HKEx **revised the criteria for designated securities eligible for short selling** in July — minimum market capitalisation of HK\$3 billion (previously HK\$1 billion) and turnover velocity of 50% (previously 40%). The criteria were tightened to reflect the growth in the average market capitalisation of listed companies in Hong Kong and the increase in market turnover velocity in the past decade. In the same month, HKEx consulted the market on a proposed model for implementing a **trading halt that would allow publication of price sensitive information (PSI) during trading hours**. A majority of the respondents supported the proposal to publish PSI during trading hours subject to a short trading halt.

To improve market transparency, Exchange Participants (EPs) with **automated trading services (ATS) operations** are required, with effect from October, to report an ATS transaction to the SEHK within 1 minute (previously 15 minutes) after the conclusion of the transaction. ATS transactions are transactions executed or concluded or entered into through ATS provided by an EP under a licence granted by the SFC for trading in listed securities. The aggregate ATS transaction turnover is now published on the HKEx website on a monthly basis.

Offshore RMB business in Hong Kong continued to develop rapidly in 2012 with policy relaxation by the authorities and new products and services launched by financial institutions.

In June, the Mainland government announced a series of **measures to strengthen economic cooperation between the Mainland and Hong Kong** and to support the economic development of Hong Kong. These include the signing of Supplement IX to the Mainland and Hong Kong Closer Economic Partnership Arrangement (CEPA9) and the pilot policies on financial innovation and market opening in Shenzhen's Qianhai zone with the support of Hong Kong. All these contribute to the further deepening of financial cooperation in respect of offshore RMB business.

Restrictions on the RMB business of the banking industry were further relaxed by the Hong Kong Monetary Authority (HKMA) during the year. Since January, Authorised Institutions (AIs) are allowed to include more types of RMB investment in the calculation of the RMB risk management limit. The limit on an AI's RMB net open position was also raised from 10% to 20% of its RMB balance sheet size. In June, the HKMA launched a RMB liquidity facility making use of the currency swap agreement with the People's Bank of China (PBOC), and a cross-border collateral management service (CMS) jointly with Euroclear Bank and JPMorgan. The HKMA partnered Clearstream in October to launch a similar CMS in the first quarter of 2013. These measures were aimed at addressing the need of financial institutions for offshore RMB liquidity.

The HKMA was also active in **cooperation with foreign governments to promote the internationalisation of RMB**. In January, the HKMA and the UK Treasury announced the launch of a joint private-sector forum to enhance cooperation between Hong Kong and London on the development of offshore RMB business. The first meeting of the forum was held in May. Another initiative with a similar purpose was the launch of a private-sector-led annual dialogue between Hong Kong and Australia in July. This would be facilitated by the HKMA and the Australian financial authorities.

In respect of RMB business development, the banking industry **for the first time published the interbank RMB offered rates in Hong Kong** in January. In May, HSBC rolled out **six new currency trading pairs tied to offshore RMB**, which are the first rates continuously streamed on an interbank platform for direct offshore RMB crosses (other than the trading pair of US dollar against offshore RMB). In August, policies were further relaxed whereby the HKMA **allowed banks in Hong Kong to open RMB accounts for non-Hong Kong residents and offer them a full range of RMB services**.

The fund industry continued to push forward with RMB product innovation during the year. In January, the **first two RMB Qualified Foreign Institutional Investor (RQFII) fund products** were launched in Hong Kong. In June, the SFC authorised the **first RQFII exchange-traded fund (ETF)** to be listed subsequently on the SEHK in July; and the China Securities Regulatory Commission (CSRC) authorised the **first two ETFs in the Mainland, which respectively track the HSI and H-shares Index in Hong Kong**, these being listed on the Mainland stock exchanges in October.

Active Mainland-related product development was also observed on HKEx's markets. In June, HKEx, the Shanghai Stock Exchange (SHSE) and the Shenzhen Stock Exchange (SZSE) signed an agreement to establish a joint venture (JV) in Hong Kong with an aim to develop financial products and related services. The JV, **China Exchanges Services Co Limited (CESC)**, officially commenced operations in October, and entered into an index service agreement with China Securities Index Co Ltd (CSI) in November. CSI was commissioned to calculate a new cross border index series, provide index maintenance and service dissemination of the indices. The first index of the series, **CES China 120 Index**, was launched in December to track the performance of shares in Mainland China and Hong Kong.

There were also two Mainland-related milestone listings in the stock market during the year. The RMB-traded shares of Main Board-listed Hopewell Highway Infrastructure Ltd were listed by placing in October as the **first RMB-traded equity security outside Mainland China and the first HKEx's dual counter equity security**. In December, the H shares of China International Marine Containers (Group) Ltd (CIMC) were listed on the SEHK by way of introduction as the **first case in which Mainland-listed B shares were converted into H shares**.

In 2012, HKEx signed a number of **Memoranda of Understanding (MOUs) with market bodies in the Mainland** — the China Financial Futures Exchange (CFFEX) and Shanghai Futures Exchange (SHFE) in January and March respectively; the financial offices of the provincial governments of Heilongjiang, Hebei, Shandong and Shaanxi, and the Beijing Xicheng District Government between March and November; and the Ministry of Finance (MOF) in June to provide for the listing and trading of RMB-denominated sovereign bonds on HKEx.

Three **acceptable overseas jurisdictions of issuer incorporation** were added in 2012 to facilitate international listings — South Korea, the State of Delaware in the US and Labuan in Malaysia, making the total number of acceptable jurisdictions to reach 21, in addition to Hong Kong, Mainland China, Bermuda and the Cayman Islands.

As for the **regulation of over-the-counter (OTC) trading activities**, in July the HKMA and SFC published consultation conclusions on the proposed regulatory regime for Hong Kong's OTC derivatives market. Market participants were in general supportive of the proposals, which included the requirement for OTC derivatives transactions to be reported to a central trade repository to be set up by the HKMA and to be centrally cleared. The regulators launched another round of consultation on the implementation issues. HKEx also made major progress on the establishment of a centralised clearing house for OTC transactions, to be launched in 2013.

Trading, clearing and settlement

In 2012, HKEx continued to enhance its systems and trading arrangements.

The **HKEx Orion technology initiatives programme** was launched in March 2012. The programme comprises a set of projects which will progressively transform HKEx's market platforms to improve market access, connectivity, speed, and functionality.

The programme started with the migration of network circuits for EPs and information vendors (IVs) of the securities market to **SDNet/2**. The migration was completed in July, providing higher bandwidth scalability for future business growth and offering the choice of multiple network carriers for diversity and competitive pricing.

Development work continued on the **Orion Market Data (OMD) platform**, an integrated low-latency data feed adopting a common message format across all asset classes traded on HKEx's markets. The OMD platform will enable HKEx to: (1) offer a suite of market data product feeds with content, market depth, and bandwidth requirements tailored to suit the needs of different types of customers; and (2) establish points of presence for market data distribution outside of Hong Kong such as Mainland China. Implementation work for the OMD platform commenced in the first quarter of 2012, and customers were given access to the planned system for the securities market in December 2012. Rollout for the securities market was scheduled for the second quarter of 2013.

HKEx also commenced development of the **Orion Central Gateway (OCG)** for the securities market in the third quarter of 2012. The OCG will significantly reduce EPs' costs by offering market access without the need for any gateway equipment to be deployed in their premises as well as offering additional features such as Financial Information eXchange (FIX) Protocol support and "drop copy" service (which provides real-time feeds of orders and/or trade reports to EPs). Broker Supplied System (BSS) vendor exhibitions were organised to facilitate EPs' selection of BSS solutions for the OCG. The OCG was tentatively targeted for launch in the fourth quarter of 2013.

In December, HKEx launched a new **Hosting Services facility** from its new Data Centre at Tseung Kwan O to provide market participants with low-latency connections to HKEx's systems and global connectivity, and to offer an open ecosystem to support Hong Kong's financial market community. The total capacity of the hosting floors was 320 racks of server space in the initial phase and can be scaled up to 1,200 racks.

To facilitate access to up-to-date HKEx news and market information, the **HKEx Mobile website (m.hkex.com.hk)** was launched in April to enable the general public to access HKEx's market data with smartphones.

In view of the substantial growth of demand for Hong Kong market data on the Mainland and the growing number of Mainland IVs offering the data, HKEx established a wholly-owned subsidiary, **Ganghui Financial Information Services (Shanghai) Limited**, in Shanghai in 2012 to coordinate its market data distribution on the Mainland. As part of the HKEx Orion programme, a market data hub will be launched in Shanghai in the third quarter of 2013.

In order to improve the price discovery function for Mainland-related securities listed in Hong Kong and to enhance HKEx's competitiveness vis-à-vis its regional competitors, HKEx implemented the **second phase of trading hours extension for its cash and derivatives markets** in March. The total number of trading hours of the cash market is now 5.5 hours on a normal trading day.

To further facilitate trading of RMB products, HKEx **extended the coverage of the Trading Support Facility (TSF)** beyond RMB-traded shares to equity-related ETFs and real estate investment trusts (REITs) traded in RMB in August. The TSF trading infrastructure is further enhanced with measures including: (1) suspending the TSF when market becomes extremely volatile; and (2) rejecting related orders automatically by the trading system (AMS/3) upon full consumption of the TSF funding pool.

In November, HKEx implemented a series of **risk management reform measures for its clearing houses**, following the publication in March of the corresponding consultation conclusions. The key reform measures were: (1) introducing a standard margin system and a Dynamic Guarantee Fund (DGF) at Hong Kong Securities Clearing Co Limited; and (2) revising certain assumptions in stress testing and collateral assumptions of the HKEx clearing houses. Clearing participants are also provided with various means of financial support to reduce impact of the risk management reform.

Main Board equities

There were 1,368 listed companies on the Main Board by the end of 2012 (1,326 in 2011), with a total market capitalisation of HK\$21,871.7 billion, a 25% increase from HK\$17,452.7 billion of 2011. Among the listed companies on the Main Board, 648 (47%) were Mainland enterprises — 148 H-share companies, 103 red-chip companies and 397 Mainland private enterprises¹. They had a year-end market capitalisation of HK\$4,890.9 billion, HK\$4,835.3 billion and HK\$2,840.1 billion respectively, and constituting in total 57% of the Main Board market capitalisation. During the year, 52 companies were newly listed on the Main Board. Excluding two companies (one H-share company) transferred from GEM and two companies (one H-share company) listed by way of introduction, the 48 newly listed companies with share offerings (including 8 H-share companies) raised a total of HK\$88.7 billion of new capital.

At the end of 2012, the HSI recorded a year-on-year increase of 23% to close at 22,656 points. The S&P/HKEx LargeCap Index closed at 27,082 points (a year-on-year increase of 22%). All four sectors of the HSI recorded double-digit percentage increases from their previous year-end levels — 25% for Finance sector, 14% for Utilities sector, 38% for Properties sector and 18% for Commerce & Industry sector.

The total turnover of Main Board equities was HK\$9,495.5 billion in 2012, down 21% from that in 2011. Equity turnover constituted 72% of the total turnover of all securities on the Main Board, up from 70% in 2011.

¹ Revised methodology for classification of listed companies took effect from 1 January 2012 (Mainland private enterprises were classified as Non-H Share Mainland Private Enterprises, or NHMPE before revision).

Equity warrants

Three equity warrants were newly issued on the Main Board in 2012 without any premium, compared to 7 in 2011 with a premium of HK\$25.57 million. At the end of 2012, there were 10 equity warrants listed on the Main Board, with a sharp decline in annual turnover value (HK\$79.45 million, down 91%).

On GEM, there was no newly listed equity warrant in 2012 and the number of equity warrant listings was reduced to one at the end of year. The annual turnover value of equity warrants on GEM in 2012 was HK\$0.41 million.

Debt securities

At the end of 2012, there were 269 debt securities (47 RMB bonds) listed on the Main Board, compared to 192 (11 RMB bonds) at the end of 2011. The total turnover of debt securities in 2012 was HK\$2,770.56 million, a significant increase of 229% from HK\$843.27 million in 2011. A total of 109 debt securities were newly listed during the year, which was more than double the 50 in 2011 and raised new funds of HK\$341.2 billion (124% more than in 2011). Among the newly listed debt securities were 37 new RMB bonds of an aggregate principal amount of RMB59.1 billion. The two iBonds, which are inflation-protected retail bonds issued by the Hong Kong Government, continued to be the dominant type of debt securities in terms of trading value (HK\$2,719.01 million, constituting 98% of total turnover of debt securities in the year).

Unit trusts and mutual funds (including ETFs and REITs)

At the end of 2012, there were 111 listed unit trusts/mutual funds on the Main Board, compared with 88 at the end of 2011. Among them, 100 were ETFs and nine REITs. The annual turnover value of this segment decreased by 2% to HK\$589.5 billion, of which HK\$522.1 billion (89%) and HK\$67.1 billion (11%) were contributed by ETFs and REITs respectively. The total turnover in this segment constituted 4% of the total turnover of all securities on the Main Board (similar to its contribution in 2011). In 2012, the ETF segment had an average daily turnover of HK\$2.1 billion, 4% of the Main Board's average daily turnover.

In 2012, there were 7 new ETF managers on the securities market of HKEx. This brought the total number of ETF managers to 21.

There were 35 newly listed unit trusts/mutual funds in 2012, all of them ETFs. Among the newly listed ETFs, four were dual-counter (DC) securities tradable in both HK dollar and RMB. These included the Harvest MSCI China A Index ETF, which is the first DC security on the SEHK, and the ChinaAMC CSI 300 Index ETF, which is the first physical A-shares ETF outside Mainland China. In addition, the market saw the listing of ETFs on three precious metals — gold, silver and platinum. The Hang Seng RMB Gold ETF was listed in February and is the first RMB-traded ETF on the SEHK and the world's first RMB-denominated gold ETF. Its listing was followed by the ETFS Physical Gold ETF, ETFS Physical Silver ETF and ETFS Physical Platinum ETF, the latter two being the first silver and platinum ETFs on the SEHK. However, ETF trading remained dominated by A-share ETFs which recorded a total turnover value of HK\$345.2 billion in 2012, accounting for 66% of the annual turnover of all ETFs.

Structured products (Derivative Warrants and Callable Bull/Bear Contracts (CBBC))

In 2012, 5,886 derivative warrants were newly listed (6,917 in 2011) on the Main Board, with a total notional issue amount of HK\$174.2 billion (down 36% from HK\$273.3 billion in 2011). The year-end number of listed derivative warrants was 3,747. The newly listed derivative warrants included the first two derivative warrants based on a physical A-shares ETF (the ChinaAMC CSI 300 Index ETF) and the first RMB-denominated derivative warrant (also based on the ChinaAMC CSI 300 Index ETF) in Hong Kong. The total turnover value of derivative warrants for the year was HK\$1,646.4 billion (down 37% from 2011), accounting for 12% of the total turnover of all securities on the Main Board (down from 15% in 2011).

The number of newly listed CBBCs in 2012 was 6,056 (5,334 in 2011), with a total notional issue amount of HK\$349.4 billion (up 12% from HK\$310.7 billion in 2011). The year-end number of listed CBBCs on the Main Board was 1,214. In 2012, the total turnover value of CBBCs decreased year-on-year by 17% to HK\$1,533.2 billion, which was 12% of the total turnover of all securities on the Main Board compared with 11% in 2011.

In aggregate, derivative warrants and CBBCs contributed 24% of total turnover value of all securities on the Main Board in 2012, compared with 26% in 2011.

RMB-traded securities products

Across the different securities product types, there was one equity security, 47 debt securities, three derivative warrants, five ETFs and one REIT traded in RMB at the end of 2012. There were five DC securities at the year-end, comprising one equity security and four ETFs. During the year, all RMB-traded securities products recorded a total turnover of RMB15.7 billion, of which RMB12.7 billion came from ETFs, RMB2.8 billion from REITs, RMB140 million from equities, RMB42.69 million from debt securities and RMB6.59 million from derivative warrants.

Growth Enterprise Market (GEM)

At the end of 2012, there were 179 listed companies on GEM (170 in 2011) with a total market capitalisation of HK\$78.4 billion, a decrease of 7% from HK\$84.6 billion as at the previous year-end. Among these companies, 73 (41%) were Mainland enterprises — 28 H-share companies, 5 red-chip companies and 40 Mainland private enterprises. They had a year-end market capitalisation of HK\$5.1 billion, HK\$3.8 billion and HK\$22.6 billion respectively, constituting in total 40% of the GEM market capitalisation. There were 12 newly listed companies on GEM in 2012, raising capital of HK\$1.1 billion. The total turnover value on GEM in 2012 was HK\$33.5 billion, down 47% from the previous year.

There were 2 companies transferred from GEM to the Main Board in 2012, compared to 12 in 2011.

Trading-only market

At the end of 2012, two ETFs and seven Nasdaq stocks were quoted on the trading-only market, unchanged since 2001. Turnover was HK\$0.63 million in 2012 compared to HK\$0.52 million in 2011.

FUTURES & OPTIONS MARKET

Market and product development

In addition to the launch of futures contracts on the *HSI Volatility Index (VHSI)* in February, HKEx launched *RMB currency futures* in September to expand the asset classes of its product range.

Furthermore, HKEx took key strategic moves in the year to expand its derivatives segment beyond the Hong Kong market. In March, *cross-listing of the benchmark equity index futures products of the founding members of the BRICS Exchange Alliance* commenced. Four Hong Kong dollar-denominated BRICS index futures — Brazil's IBOVESPA futures, Russia's MICEX Index futures, India's Sensex Index futures, and South Africa's FTSE/JSE Top40 futures — were launched on HKEx's futures market. These contracts enable investors to get exposure to the BRICS markets through HKEx. Meanwhile, HSI and/or H-shares Index futures were cross-listed on each of the BRICS exchanges.

To further broaden the option classes at HKEx, three *new stock option classes* — Galaxy Entertainment Group Ltd, Sands China Ltd, and Standard Chartered PLC — were introduced for trading in June.

Trading systems and arrangement

In March, the **second phase of trading hours extension** was implemented for HKEx's futures and options market along with that for the cash market.

In November, a **Dynamic Price Banding mechanism** was introduced in HKEx's futures and options trading system (HKATS) for Mini-HSI Futures. This enhanced feature is aimed at reducing the risk of input errors by rejecting all limit buy/sell orders outside the prevailing upper/lower price band.

Trading activities

The total trading volume of HKEx's futures and options market in 2012 decreased year-on-year by 15% to 119.80 million contracts. The average daily trading volumes of six products — Mini-HSI options, H-shares Index futures and options, HSI Dividend Point Index futures, HSCEI Dividend Point Index futures and flexible HSI options (the last three being launched in 2010) — reached record highs in 2012.

HSI futures were still the largest volume contributor in the futures market (43%), with a total trading volume of 20.35 million contracts (down 11% from 2011) and a year-end open interest of 139,344 contracts. The second largest volume contract was the H-shares Index futures with a 34% contribution, trading 15.92 million contracts in 2012 (up 6% from 2011) and with a year-end open interest of 181,909 contracts. Mini-HSI futures, the third largest contract with a contribution of 18%, had a trading volume of 8.55 million contracts in 2012, down 17% from 2011. The annual trading volumes of Mini H-shares Index futures and stock futures decreased by 15% and 27% to 1.56 million contracts and 0.32 million contracts respectively. During the year, trading in dividend point index futures gained momentum, totalling 184,786 contracts for HSCEI Dividend Point Index futures (up 248%) and 20,793 contracts for HSI Dividend Point Index futures (up 86%). At the end of 2012, there were 38 stock futures classes, the same as at end-2011.

Among the new futures products in 2012, RMB currency futures launched in September contributed the most in total trading volume (20,277 contracts, an average daily volume of 290 contracts). The VHSI futures launched in February had a trading volume of 1,526 contracts in 2012 (an average daily volume of 7 contracts). The four BRICS equity index futures, launched in March, recorded an aggregate trading volume of 205 contracts in the year.

In 2012, the trading volume of all options products decreased year-on-year by 19% to 72.87 million contracts. Stock options, the dominant options product type, saw annual trading volume decrease by 25% to 56.08 million contracts in 2012. They contributed 77% of the total options volume and 47% of total futures and options volume. Year-end stock options open interest was 4.03 million contracts, down 24% from the previous year. At the end of 2012, there were 63 options classes, compared to 60 at the end of 2011. The total premium of stock options trading for 2012 was HK\$33.0 billion, a decrease of 54% from 2011.

The key index options products — HSI options, H-shares Index options and Mini-HSI options — contributed 13%, 9% and 2% respectively of total options trading volume in 2012. They recorded annual trading volumes of 9.23 million contracts (down 13%), 6.30 million contracts (up 67%) and 1.23 million contracts (up 29%) respectively. The annual trading volume of flexible HSI index options increased by 53% to 14,183 contracts while that of the flexible H-shares Index options dropped by 52% to 11,171 contracts.

The trading of gold futures, HIBOR futures and Exchange Fund Note futures remained negligible in 2012.

COMMODITIES MARKET

In 2012, HKEx made an important strategic move to enter the commodities market through its **acquisition of LME Holdings Ltd.** The acquisition was completed in December and gave HKEx control over the London Metal Exchange (LME), the leading exchange in the trading of base metal futures and options contracts. The LME is a key component in HKEx's strategies to expand into additional asset classes and to address the growing demand in Asia, especially Mainland China, for commodities trading.

In 2012, 159.7 million lots traded on the LME, the equivalent of 3.7 billion tonnes and US\$14.5 trillion. The LME continues to dominate global metal futures transactions with more than 80% of market share.

Disclaimer: Information presented in this section on market initiatives taken by institutions other than HKEx is compiled based on publicly available information, and has not necessarily been independently verified.

Major Events of the Hong Kong Securities and Derivatives Markets 2012

Month	Event
January	On 3 January, HSBC, Bank of China (Hong Kong) and Standard Chartered Bank (Hong Kong) became the first banks to publish interbank renminbi (RMB) offered rates in Hong Kong (CNY HIBOR). This would help develop the offshore RMB market in Hong Kong.
	On 11 January, Haitong International Securities Group Ltd and China Universal Asset Management (HK) Ltd launched the first two RMB Qualified Foreign Institutional Investor (RQFII) fund products in Hong Kong.
	On 17 January, the Hong Kong Monetary Authority (HKMA) further relaxed restrictions on the RMB business of authorised institutions (AIs) in Hong Kong. Key measures were: (1) including more types of RMB investment in the calculation of RMB risk management limit; and (2) raising the limit on an AI's RMB net open position of its RMB balance sheet size. The measures were expected to boost the liquidity of RMB in Hong Kong.
	On 18 January, the RMB3 billion bond issued by the Agricultural Development Bank of China (ADBC) was listed as the first RMB bonds issued by a Mainland financial institution on the Stock Exchange of Hong Kong (SEHK).
February	On 13 February, HKEx launched a Hosting Services Founding Members Programme to invite service providers to participate in the early set-up of the Hosting Services Ecosystem at its Next Generation Data Centre (NGDC).
	On 14 February, the Hang Seng RMB Gold ETF was listed as the first exchange-traded fund (ETF) traded in RMB on the SEHK and the world's first RMB-denominated gold ETF.
	On 20 February, HKEx launched the HSI Volatility Index (VHSI) futures.
March	On 5 March, HKEx further extended the trading hours of the securities market by 30 minutes, with the lunch break shortened to one hour (12:00-13:00). The trading hours of the derivatives market were adjusted accordingly.
	On 23 March, after market consultation, a number of takeovers-related amendments made by the Securities and Futures Commission (SFC) to the Codes on Takeovers and Mergers and Share Repurchases took effect to facilitate market operation and make information disclosure more focused and relevant.
	On 28 March, HKEx launched the HKEx Orion Technology Initiatives programme to revolutionise HKEx's core trading platforms and technology infrastructure. This programme comprises a series of technology initiatives, including the NGDC, hosting services, the Orion Market Data Platform and the Orion Central Gateway.
	On 30 March, HKEx and four other founding members of the BRICS Exchange Alliance — BM&FBOVESPSA, MICEX-RTS, BSE Ltd and Johannesburg Stock Exchange (JSE) — began cross-listing of benchmark equity index derivatives on each other's trading platforms.
	On 30 March, the HKMA, Bank Negara Malaysia (BNM) and Euroclear Bank launched a pilot platform to facilitate cross-border investment and settlement of debt securities.

Month	Event
April	On 1 April, the Anti-Money Laundering and Counter-Terrorist Financing (Financial Institutions) Ordinance took effect. A new set of guidelines was issued by the SFC to help financial institutions comply with the relevant regulatory requirements.
	On 10 April, HKEx launched the HKEx Mobile website, which allows investors to use smartphones to get up-to-date HKEx news and market information.
May	On 4 May, the Securities and Futures (Amendment) Ordinance 2012 was gazetted to empower the SFC to implement new regulatory initiatives related to the establishment of: (i) a statutory regime for disclosure of price sensitive information (PSI) by listed companies; and (ii) an Investor Education Centre (IEC). The IEC was launched on 20 November 2012 and the PSI disclosure regime took effect on 1 January 2013.
	On 22 May, HSBC rolled out six new currency trading pairs tied to the offshore RMB (CNH). This is the first time that rates are continuously streamed on an interbank platform for direct CNH crosses, other than the USD/CNH trading pair.
	On 28 May, the Law Reform Commission proposed to introduce class actions in Hong Kong as a new mechanism to handle multi-party litigation. This would help consumers, including aggrieved customers of financial institutions, protect their legal rights.
June	On 4 June, Hang Seng Indexes Co Ltd (HSI Co Ltd) launched the Hang Seng Equal Weighted Index (HSEWI) and Hang Seng China Enterprises Equal Weighted Index (HSCEEWI).
	On 11 June, HKEx introduced three new stock option classes — Galaxy Entertainment Group Ltd, Sands China Ltd, and Standard Chartered PLC.
	On 15 June, HKEx entered into a framework agreement with LME Holdings Ltd (LMEH), the holding company of the London Metal Exchange (LME), on HKEx's acquisition of all LMEH ordinary shares. The acquisition would give HKEx control over the LME, which would be a key component in HKEx's development strategies.
	On 15 June, the HKMA launched a RMB liquidity facility for AIs to obtain RMB term funds from the HKMA against eligible collateral to address their short-term need for RMB liquidity.
	On 18 June, after market consultation, the Securities and Futures (Short Position Reporting) Rules took effect. The SFC began to publish on a weekly basis the aggregated short positions of specified shares on 7 September.
	On 19 June, the Financial Dispute Resolution Centre Ltd (FDRC) officially opened, providing a one-stop mediation and arbitration service to the public. The Code of Conduct for Persons Licensed by or Registered with the SFC was amended in May to facilitate the establishment of the FDRC.
	On 20 June, Hontex International Holdings Co Ltd (listed on the SEHK in December 2009) was ordered by the court to repurchase its shares from its shareholders at HK\$2.06 per share, the closing price before suspension of trading in the shares in March 2010. This court order was the first of its kind in Hong Kong to remediate a contravention of the Securities and Futures Ordinance (SFO), in this case, involving materially false and misleading key financial data in the company's initial public offering (IPO) prospectus. Hontex's IPO sponsor also received punishment from the SFC.

Month	Event
	<p>On 25 June, the HKMA, Euroclear Bank and JPMorgan Worldwide Securities Services jointly launched a cross-border collateral management service. This service would promote the development of Hong Kong's repo market and help financial institutions obtain offshore RMB liquidity from Hong Kong.</p> <p>On 29 and 30 June, the Mainland Government announced a series of measures to strengthen economic cooperation between the Mainland and Hong Kong, including the signing of the Supplement IX to the Mainland and Hong Kong Closer Economic Partnership Arrangement (CEPA9). Hong Kong would also play an important role in a series of economic and financial development policies to be implemented in Shenzhen's Qianhai zone.</p>
July	<p>On 3 July, the SEHK tightened the short selling criteria relating to market capitalisation and turnover velocity for designated securities eligible for short selling.</p> <p>On 11 July, the HKMA and SFC published consultation conclusions on the proposed regulatory regime for the over-the-counter (OTC) derivatives market in Hong Kong, with supportive responses in general. A supplemental consultation paper was then issued to seek comments on the scope of the new regulated activities and oversight of systemically important players.</p> <p>On 11 July, the Hong Kong Government and Australian Government announced a private-sector-led annual dialogue to promote the wider use of RMB in trade and investment among Mainland China, Australia and Hong Kong.</p> <p>On 17 July, the ChinaAMC CSI 300 Index ETF was listed as the first RQFII A-share ETF on the SEHK, the first physical ETF outside Mainland China and the first A-share ETF outside Mainland China to trade in RMB.</p> <p>On 27 July, HKEx published its Guide on Enhancing Regulation of the Listed Structured Products Market. Most of the enhancement measures in the Guide, including the tightening of liquidity provision standards and the introduction of new active quote standards, were implemented by structured product issuers by the end of 2012.</p> <p>On 31 July, China Chengxin (Asia Pacific) Credit Ratings Co commenced operation as the first Mainland credit rating agency in Hong Kong, providing ratings for mainly RMB bonds in Hong Kong.</p>
August	<p>From 1 August, the HKMA allowed banks in Hong Kong to open RMB accounts for non-Hong Kong residents and offer them a full range of RMB services to further promote the development of offshore RMB businesses in Hong Kong.</p> <p>On 6 August, HKEx extended the coverage of its RMB Equity Trading Support Facility (TSF) beyond RMB-traded shares to equity-related ETFs and real estate investment trusts (REITs) traded in RMB.</p> <p>On 27 August, HKEx introduced additional disclosure requirements for listing applicants adopting structured contracts in order to enhance their information disclosure.</p> <p>On 31 August, the SEHK published consultation conclusions on the Environmental, Social and Governance (ESG) Reporting Guide, which would be implemented as a recommended practice and appended to the Listing Rules.</p>

Month	Event
September	On 17 September, HKEx launched RMB currency futures, the first exchange-traded deliverable RMB futures in the world.
October	<p>On 3 October, amendments to the Rules of the Exchange took effect to tighten the reporting requirements for transactions executed through automated trading services (ATS) provided by Exchange Participants (EPs). The reporting time limit was shortened from 15 minutes to 1 minute after the conclusion of the transaction.</p> <p>On 12 October, the Harvest MSCI China A Index ETF was listed as the first dual-counter (DC) security on the SEHK, tradable both in RMB and in Hong Kong dollar.</p> <p>On 17 October, the HKMA and Clearstream jointly announced that they would launch cross-border collateral management and liquidity services in Hong Kong in the first quarter of 2013.</p> <p>On 22 October, the E Fund HSCEI ETF and ChinaAMC HSI ETF were listed on the Shanghai Stock Exchange (SHSE) and Shenzhen Stock Exchange (SZSE) respectively as the first cross-border (Mainland China and Hong Kong) ETFs in the Mainland market.</p> <p>On 29 October, the RMB-traded shares of Hopewell Highway Infrastructure Ltd were listed on the SEHK by way of placing — the first RMB-traded equity security outside Mainland China.</p> <p>On 30 October, China Exchanges Services Company Ltd (CESC), a joint venture (JV) formed by HKEx, SHSE and SZSE for the development of financial products and related services, officially commenced operations. It was formed pursuant to a JV agreement signed in June in the year.</p>
November	<p>On 5 November, HKEx implemented risk management reform measures for its clearing houses. The measures include: (1) introducing a standard margin system and a Dynamic Guarantee Fund (DGF) at Hong Kong Securities Clearing Co Ltd (HKSCC); and (2) revising certain assumptions in stress testing and collateral assumptions of the HKEx clearing houses.</p> <p>On 12 November, a Dynamic Price Banding mechanism was introduced in HKEx's futures and options trading system, HKATS, for Mini-HSI futures. This enhanced feature is aimed at reducing the risk of input errors by rejecting all limit buy/sell orders outside the prevailing upper/lower price band.</p> <p>On 15 November, two HK dollar (HKD)-denominated and HKD-traded derivative warrants on the ChinaAMC CSI 300 Index ETF were listed on the SEHK as the first derivative warrants based on a physical A-shares ETF in Hong Kong.</p> <p>On 28 November, the ETFS Physical Silver ETF and ETFS Physical Platinum ETF were listed as the first silver and platinum ETFs on the SEHK.</p> <p>On 30 November, the SEHK published consultation conclusions on changes to the Listing Rules, effective 1 January 2013, to complement the introduction of a statutory obligation for listed companies to disclose inside information.</p>

Month	Event
December	<p data-bbox="367 224 1447 302">On 6 December, HKEx completed its acquisition of the entire issued share capital of LMEH after obtaining approval from LMEH shareholders in July and lately from the UK Financial Services Authority (FSA).</p> <p data-bbox="367 347 1447 459">On 10 December, CESC launched its first Mainland-Hong Kong cross-border index — the CES China 120 Index (CES120) — after signing an index service agreement with China Securities Index Co Ltd (CSI) in November. CSI is responsible for maintaining the index.</p> <p data-bbox="367 504 1447 537">On 10 December, Hang Seng Indexes Co Ltd launched the Hang Seng High Dividend Yield Index.</p> <p data-bbox="367 582 1447 660">On 11 December, HKEx announced that Ganghui Financial Information Services (Shanghai) Ltd, its wholly-owned subsidiary in financial information services business, had officially commenced operations in Shanghai.</p> <p data-bbox="367 705 1447 862">On 12 December, the SFC published consultation conclusions on proposed measures to enhance the regulation of IPO sponsors. Most of the key reforms, including making sponsors civilly or criminally liable for defective prospectuses, were adopted and would be applied to listing applications submitted on or after 1 October 2013.</p> <p data-bbox="367 907 1447 1019">On 13 December, the SEHK published consultation conclusions on amendments, to be effective 1 September 2013, to the Corporate Governance Code and Corporate Governance Report in the Exchange's Listing Rules to promote board diversity in listed issuers.</p> <p data-bbox="367 1064 1447 1142">On 19 December, the first RMB-denominated derivative warrant in Hong Kong, based on the ChinaAMC CSI 300 Index ETF, was listed on the SEHK.</p> <p data-bbox="367 1187 1447 1254">On 19 December, the H shares of China International Marine Containers (Group) Ltd (CIMC) were listed on the SEHK as the first case in which Mainland-listed B shares are converted into H shares to list in Hong Kong.</p>

Stock market highlights – Main Board

	Year		
	2010	2011	2012
Listed securities (as at year end)			
No. of listed companies	1,244	1,326	1,368
No. of listed securities	7,730	6,551	6,723
No. of new listed companies ⁽¹⁾	106	88	52
New listing companies	94	76	50
Transfer of listing from GEM	12	12	2
Total issued capital (HK\$mil)	1,230,965.50	1,280,438.28	1,306,671.34
Total market capitalisation (HK\$mil)	20,942,284.39	17,452,667.08	21,871,730.17
Equity funds raised (HK\$mil)	845,486.12	482,834.30	300,230.72
Trading			
No. of trading days	249	246	247
Total turnover value (HK\$mil) ⁽²⁾			
Annual	17,076,412.14	17,091,116.87	13,267,508.72
Average daily	68,579.97	69,476.08	53,714.61
Total turnover volume (mil shs)			
Annual	34,544,258.75	39,621,773.27	33,812,747.98
Average daily	138,731.96	161,064.12	136,893.72
Total number of trades (deals)			
Annual	190,573,054	213,131,902	190,501,387
Average daily	765,354	866,390	771,261
Stock price indices			
S&P/HKEx LargeCap Index (28 February 2003 = 10000)			
High	29488.04	29060.75	27110.52
Low	22345.53	19639.36	21822.38
Year-end	27392.78	22252.19	27082.16
Hang Seng Index (31 July 1964 = 100)			
High	24964.37	24419.62	22666.59
Low	18985.50	16250.27	18185.59
Year-end	23035.45	18434.39	22656.92
Market ratios ⁽³⁾			
Average dividend yield (%)	2.31	3.31	2.81
Average P/E ratio (times)	16.67	9.68	10.50
Average book value ratio (times)	1.99	1.41	1.50
Annual turnover velocity (%)	58.63	68.79	43.41
Number of Exchange participants	516	534	550

Notes:

- (1) Figures includes the number of companies for transfer of listing from GEM.
- (2) Turnover values have been adjusted for late reported and rejected sales.
- (3) Calculations are based on year-end figures of all listed stocks.

Stock market highlights – Growth Enterprise Market (GEM)

	Year		
	2010	2011	2012
Listed securities (as at year end)			
No. of listed companies	169	170	179
No. of listed securities	170	172	180
No. of new listed companies	7	13	12
Total issued capital (HK\$mil)	9,148.21	9,088.52	8,766.62
Total market capitalisation (HK\$mil)	134,674.08	84,589.06	78,398.98
Equity funds raised (HK\$mil)	13,235.00	7,556.20	5,130.28
Trading			
No. of trading days	249	246	247
Total turnover value (HK\$mil) ⁽¹⁾			
Annual	133,665.60	62,957.51	33,541.03
Average daily	536.81	255.92	135.79
Total turnover volume (mil shs)			
Annual	446,921.79	285,503.28	154,803.15
Average daily	1,794.87	1,160.58	626.73
Total number of trades (deals)			
Annual	3,367,683	1,721,719	1,107,126
Average daily	13,525	6,999	4,482
Stock price indices			
S&P/HKEx GEM Index (28 February 2003 = 1000)			
High	897.33	824.10	497.70
Low	686.11	425.82	341.55
Year-end	810.52	474.80	381.51
Market ratios ⁽²⁾			
Average dividend yield (%)	0.95	0.52	0.88
Average P/E ratio (times)	31.10	22.16	18.38
Average book value ratio (times)	2.52	1.39	1.57
Annual turnover velocity (%)	99.23	74.42	42.78

Notes:

- (1) Turnover values have been adjusted for late reported and rejected sales.
(2) Calculations are based on year-end figures of GEM stocks.

Stock market highlights – Main Board and GEM

	Year													
	1999	2000	2001	2002	2003	2004	2005	2006	2007	2008	2009	2010	2011	2012
Listed securities (as at year end)														
No. of listed companies	708	790	867	978	1,037	1,096	1,135	1,173	1,241	1,261	1,319	1,413	1,496	1,547
No. of listed securities	1,212	1,349	1,189	1,586	1,785	2,176	2,649	3,383	6,092	5,831	6,616	7,900	6,723	6,903
No. of new listed companies ⁽¹⁾	38	90	88	117	73	70	67	62	84	49	73	113	101	64
New listing Companies	38	90	88	115	67	68	65	60	80	31	69	101	89	62
Transfer of listing from GEM	-	-	-	2	6	2	2	2	4	18	4	12	12	2
Total issued capital (HK\$billion)	225.87	288.92	328.63	387.34	409.08	441.06	712.75	901.10	963.89	980.56	1,043.52	1,240.11	1,289.53	1,315.44
Total market capitalisation (HK\$billion)	4,734.76	4,862.44	3,946.31	3,611.32	5,547.85	6,695.89	8,179.94	13,337.71	20,697.54	10,298.75	17,874.31	21,076.96	17,537.26	21,950.13
Equity funds raised (HK\$billion)	149.70	467.34	64.43	110.51	213.76	281.80	301.71	524.54	590.85	427.25	642.12	858.72	490.39	305.36
Initial public offers	17.14	132.12	25.71	51.98	59.14	97.16	165.65	333.85	292.44	65.98	248.23	449.48	259.79	90.04
Secondary market	132.56	335.22	38.71	58.53	154.62	184.64	136.06	190.69	298.41	361.27	393.89	409.24	230.60	215.32
Trading														
No. of trading days	247	247	243	247	248	249	247	247	246	245	249	249	246	247
Total turnover value (HK\$billion) ⁽²⁾														
Annual	1,919.55	3,131.85	1,989.50	1,643.05	2,583.83	3,974.11	4,520.43	8,376.31	21,665.53	17,652.80	15,515.25	17,210.08	17,154.07	13,301.05
Average daily	7.77	12.68	8.19	6.65	10.42	15.96	18.30	33.91	88.07	72.05	62.31	69.12	69.73	53.85
Total turnover volume (bil shs)														
Annual	1,393.78	2,354.69	1,532.37	1,611.93	2,410.38	4,023.55	5,779.81	9,481.27	23,163.37	27,104.29	24,793.87	34,991.18	39,907.28	33,967.55
Average daily	5.64	9.53	6.31	6.53	9.72	16.16	23.40	38.39	94.16	110.63	99.57	140.53	162.22	137.52
Total number of trades (deals)														
Annual	23,063,257	36,871,325	24,123,635	20,536,648	28,803,397	37,243,835	36,966,081	64,077,041	151,585,525	141,394,810	177,641,518	193,940,737	214,853,621	191,608,513
Average daily	93,374	149,277	99,274	83,144	116,143	149,574	149,620	259,421	616,201	577,122	713,420	778,878	873,389	775,743
Trading by products (HK\$billion)														
Equities	1,776.78	2,944.41	1,860.43	1,515.26	2,304.81	3,422.93	3,609.92	6,466.94	16,670.57	12,683.92	11,639.95	12,411.31	12,068.96	9,529.07
Equity warrants	10.38	8.05	3.22	1.75	1.16	2.92	2.28	2.71	5.13	1.13	0.52	1.81	0.93	0.08
Derivative warrants	119.79	159.36	105.00	112.78	264.01	524.48	856.61	1,790.06	4,693.86	3,433.74	1,654.89	2,692.46	2,629.89	1,646.44
CBBC	-	-	-	-	-	-	-	11.34	71.38	1,039.56	1,676.06	1,455.40	1,852.14	1,533.15
ELI	-	-	-	0.33	0.48	0.24	0.00	-	-	-	-	-	-	-
Debt securities	0.14	0.06	0.04	0.03	0.02	0.04	0.01	0.01	0.01	0.01	0.00	0.00	0.84	2.77
Unit trusts and mutual funds	12.45	19.97	20.81	12.91	13.34	23.50	51.61	105.26	224.58	494.45	543.81	649.09	601.32	589.54
ETFs	12.45	19.97	20.81	12.91	13.34	23.50	20.70	57.82	160.57	441.10	499.69	604.46	545.30	522.08
REITs	-	-	-	-	-	-	30.91	47.44	51.50	51.49	43.08	43.89	55.52	67.15
Others	0.00	0.00	0.00	0.00	0.00	0.00	0.00	0.00	12.52	1.85	1.05	0.74	0.50	0.31
Market ratios ⁽³⁾														
Average dividend yield (%)	2.20	1.99	2.89	3.36	2.92	2.83	2.87	2.19	2.20	5.37	2.32	2.30	3.30	2.80
Average P/E ratio (times)	26.77	12.95	12.30	14.98	19.08	18.80	15.61	17.39	22.56	7.27	18.19	16.72	9.71	10.52
Average book value ratio (times)	2.16	1.81	1.35	1.11	1.68	1.89	1.93	2.52	2.81	1.17	1.91	2.00	1.41	1.50
Annual turnover velocity (%)	37.53	60.55	47.14	41.96	41.54	51.12	44.13	48.49	80.54	123.16	65.12	58.89	68.82	43.41

Notes:

- (1) Figures includes the number of companies for transfer of listing from GEM.
- (2) Turnover values have been adjusted for late reported and rejected sales.
- (3) Calculations are based on year-end figures of all listed stocks.

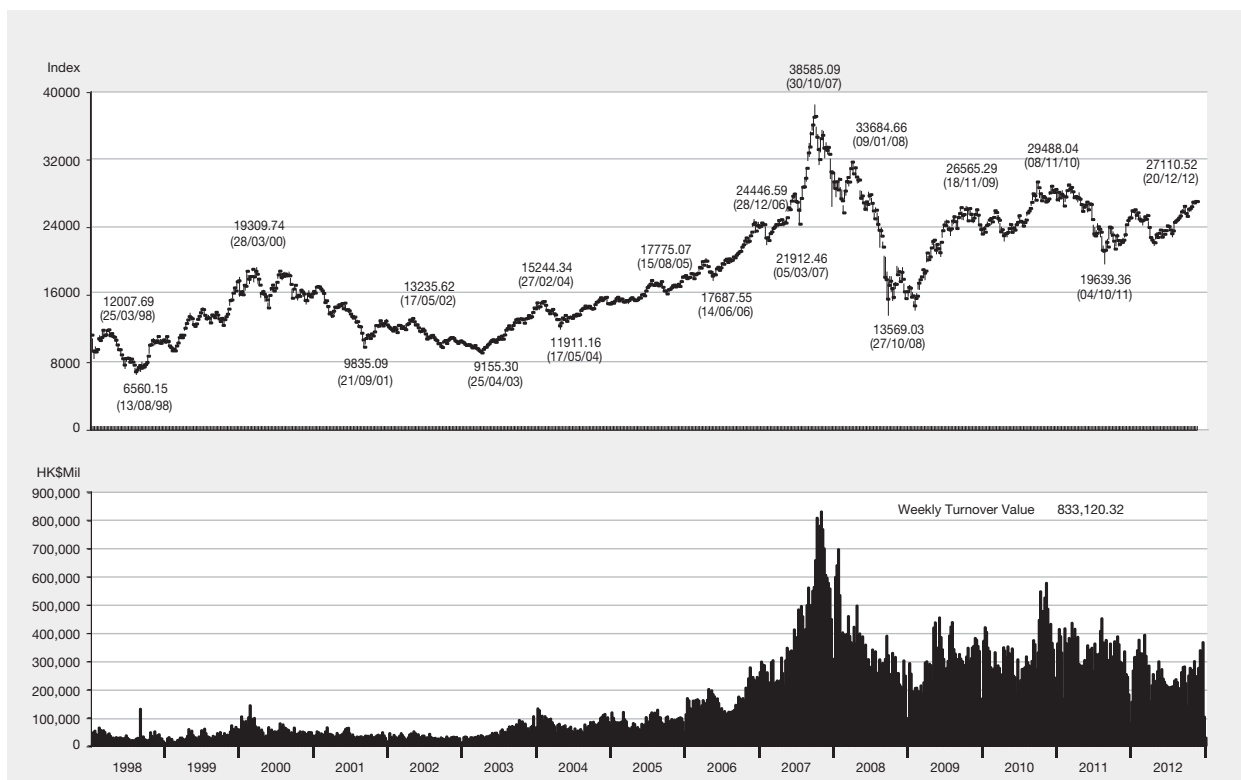
Market highlights – Derivatives market highlights

	Year		
	2010	2011	2012
All futures and options products (excluding stock options)			
No. of trading days	248	245.5	245.5
Contract volume	54,928,730	66,168,404	63,721,093
Equity index products	54,682,760	65,720,015	63,377,939
Equity products	239,259	444,014	322,715
Interest rates products	1,069	659	160
RMB Currency Futures	–	–	20,277
Gold Futures	5,642	3,716	2
Average daily	221,487	269,525	259,556
Open interest at the year end	505,187	607,304	1,285,991
Equity index products	493,321	595,978	1,262,802
Equity products	11,514	11,277	19,516
Interest rates products	267	49	0
RMB Currency Futures	–	–	3,673
Gold Futures	85	0	0
Stock options			
No. of stock options classes at the year end	57	60	63
No. of stock options series at the year end	11,510	15,450	12,788
No. of newly introduced stock options classes	6	3	3
No. of trading days	248	245.5	245.5
Contract volume			
Annual total	61,125,647	74,325,068	56,081,545
Average daily	246,474	302,750	228,438
Premium (HK\$ Mil.)			
Annual total	55,584	72,482	33,031
Average daily	224	295	135
Number of trades			
Annual total	2,169,322	2,964,696	2,407,866
Average daily	8,747	12,076	9,808
Open interest at the year end	5,381,215	5,329,494	4,031,961
Contracts exercised	5,940,535	8,310,452	8,193,654
Average premium per contract (HK\$)	909	975	589
Average contract per trade (contracts)	28	25	23
No. of market makers	30	32	33
Put volume/call volume	1.25	1.31	1.12
Average daily contract volume/open interest	4.6%	5.7%	5.7%
All futures and options products			
Contract volume	116,054,377	140,493,472	119,802,638
Open interest at the year end	5,886,402	5,936,798	5,317,952

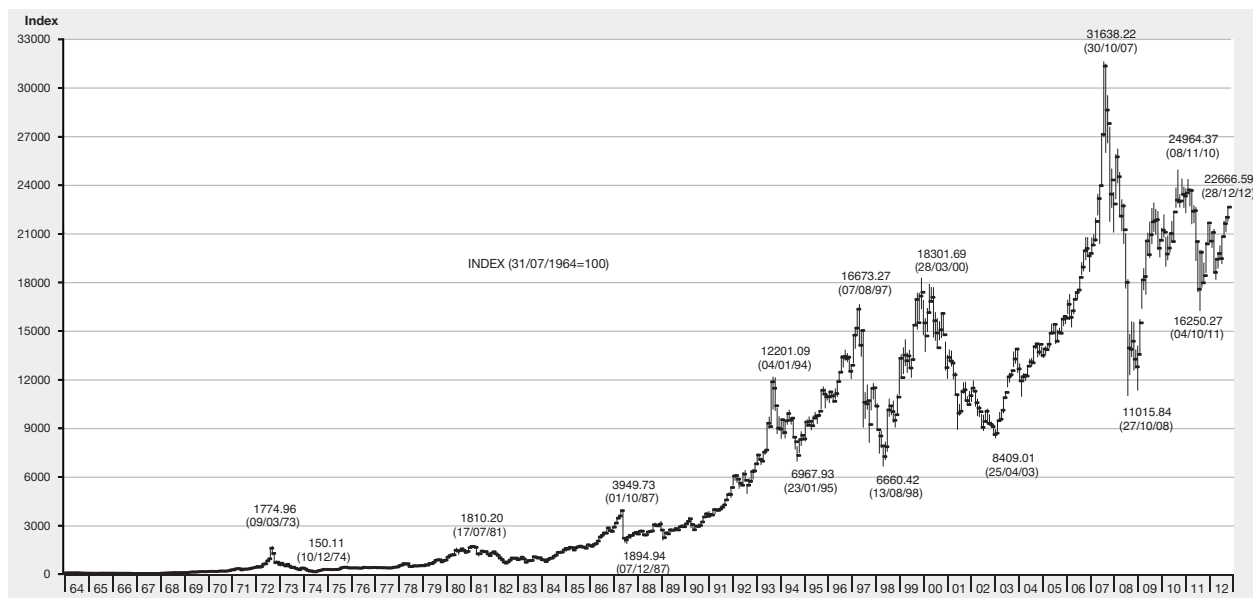
Market highlights – Clearing and Settlement

	Year		
	2010	2011	2012
CCASS Statistics			
Average Daily Exchange Trades Handled by CCASS			
– Number of trades	778,877	873,654	775,742
– Value of trades (HK\$bil.)	69.1	69.8	53.9
– Share quantity Involved (bil. shs)	140.5	162.2	137.5
Average Daily Settlement Instructions (“SIs”) Settled by CCASS			
– Number of SIs	80,163	83,833	73,247
– Value of SIs (HK\$bil.)	187.9	211.2	178.5
– Share quantity involved (bil. shs)	47.2	47.8	44.2
Average Daily Investor SIs (“ISIs”) Settled by CCASS			
– Number of ISIs	574	469	343
– Value of ISIs (HK\$mil.)	273.0	261.1	227.2
– Share quantity involved (mil. shs)	117.3	123.7	98.7
Average Daily Settlement Efficiency of CNS Stock Positions on Due Day (T+2) (%)			
	99.87	99.88	99.91
Average Daily Settlement Efficiency of CNS Stock Positions on the Day following the Due Day (T+3) (%)			
	99.99	99.99	99.99
Average Daily Buy-ins Executed on T+3			
– Number of brokers involved	8	6	4
– Number of buy-ins	9	7	4
– Value of buy-ins (HK\$mil)	3.1	2.4	1.5
Shares Deposited in the CCASS Depository			
– Number of shares (bil. shs)	3,834.1	3,694.2	3,663.7
– Percentage of total issued shares of the admitted securities	71.80	70.17	70.30
– Value of shares (HK\$bil)	11,294.5	9,599.9	12,330.1
– Percentage of the total market capitalisation of the admitted securities	49.57	50.23	51.73
DCASS Statistics			
	2010	2011	2012
Open Interest as at the year end (contracts)			
– Equity Index Futures	195,184	238,065	381,023
– Stock Futures	11,514	11,277	19,516
– Gold Futures	85	0	0
– Interest Rates Futures	267	49	0
– RMB Currency Futures	–	–	3,673
– Equity Index Options	298,137	357,913	881,779
– Stock Options	5,381,215	5,329,494	4,031,961
Cumulative Stock Options Exercised			
– Share quantity involved (mil. shs)	5,121	8,045	8,480
– Value of shares (HK\$bil.)	102	150	123

S&P/HKEx LargeCap Index, weekly movement (1998 – 2012)



Hang Seng Index, monthly movement (1964 – 2012)

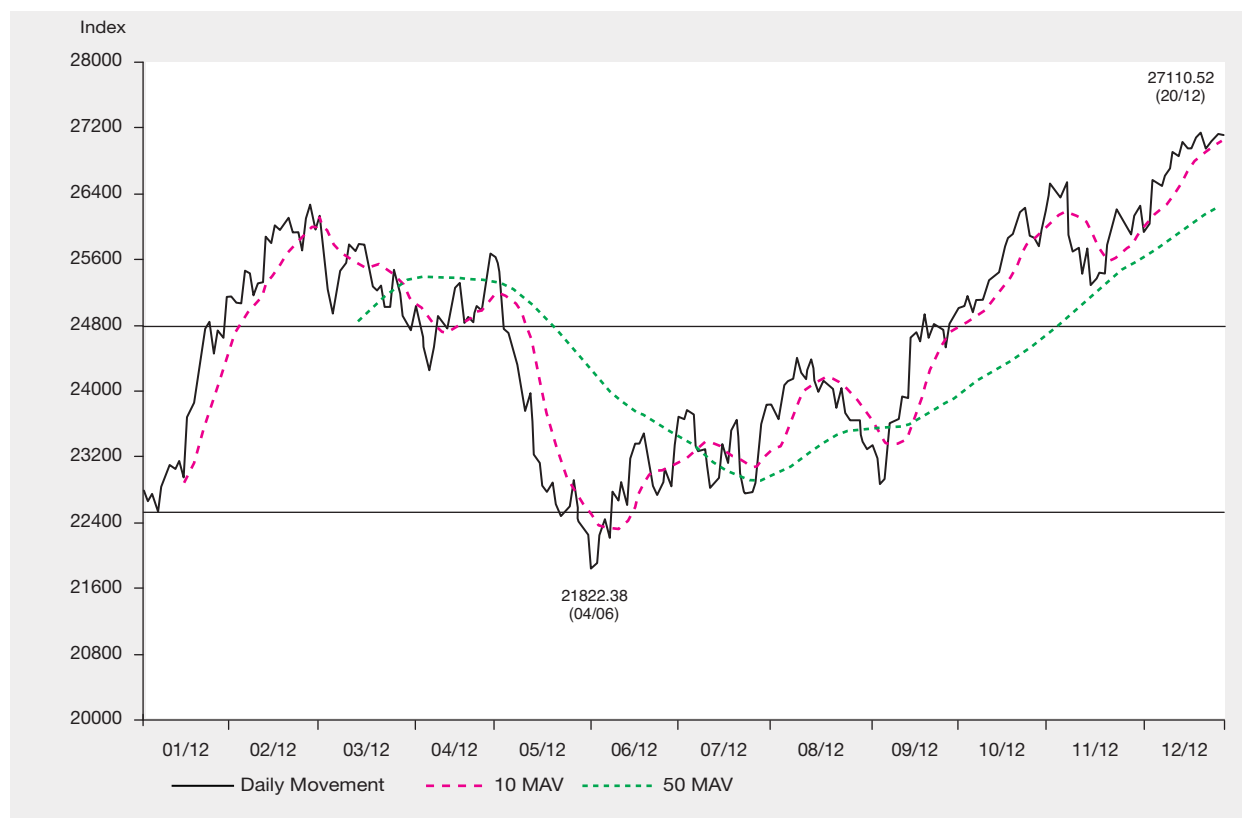


S&P/HKEx LargeCap Index, daily closing (2012)

28 February 2003 = 10000

Date	Jan	Feb	Mar	Apr	May	Jun	Jul	Aug	Sep	Oct	Nov	Dec
1	-	24628.06	25927.55	-	-	22255.99	-	23825.28	-	-	26211.92	-
2	-	25118.73	26113.84	24729.00	25650.26	-	-	23688.67	-	-	26518.92	-
3	22801.28	25140.96	-	25027.14	25609.88	-	23667.16	23640.88	23329.02	24997.33	-	25905.04
4	22627.03	-	-	-	25417.34	21822.38	23638.84	-	23175.22	25012.20	-	25989.37
5	22755.47	-	25731.91	24794.99	-	21889.15	23760.82	-	22849.07	25136.51	26388.29	26547.67
6	22504.82	25048.47	25161.26	-	-	22235.94	23707.61	24035.20	22919.63	-	26328.72	26531.71
7	-	25047.11	24927.03	-	24744.44	22436.26	-	24107.18	23599.60	-	26526.29	26468.28
8	-	25431.52	25231.18	-	24692.05	22199.90	-	24145.00	-	24933.26	25882.47	-
9	22814.29	25403.63	25454.93	-	24501.31	-	23280.12	24388.56	-	25101.72	25665.41	-
10	22965.04	25141.13	-	24487.75	24338.90	-	23248.76	24177.68	23611.08	25095.26	-	26584.40
11	23103.56	-	-	24242.54	24016.49	22766.15	23283.50	-	23637.94	25232.11	-	26669.83
12	23033.19	-	25525.37	24465.42	-	22652.00	22795.59	-	23913.36	25370.62	25703.84	26879.64
13	23152.49	25291.17	25761.17	24907.76	-	22869.57	22864.66	24129.09	23905.73	-	25408.38	26820.92
14	-	25311.49	25673.88	-	23728.75	22604.37	-	24387.67	24619.49	-	25718.76	27021.68
15	-	25869.63	25765.80	-	23958.98	23150.72	-	24084.02	-	25397.63	25266.19	-
16	22927.50	25759.72	25757.68	24788.80	23217.75	-	22908.93	23968.35	-	25430.86	25326.19	-
17	23690.11	25996.89	-	24729.08	23117.09	-	23336.04	24113.74	24689.77	25678.02	-	26914.62
18	23823.88	-	-	24989.97	22825.81	23349.84	23094.91	-	24593.71	25829.59	-	26919.74
19	24113.47	-	25545.69	25268.39	-	23344.64	23485.04	-	24926.66	25874.33	25427.98	27074.49
20	24337.32	25923.64	25255.88	25287.50	-	23466.90	23629.99	24058.42	24613.88	-	25409.51	27110.52
21	-	26008.18	25204.70	-	22758.69	23172.61	-	24024.33	24791.03	-	25776.37	26923.02
22	-	26098.67	25259.28	-	22877.65	22828.46	-	23782.23	-	26066.55	26022.75	-
23	-	25887.20	25003.37	24813.86	22603.50	-	22930.59	24031.28	-	-	26185.02	-
24	-	25921.10	-	24878.33	22465.24	-	22745.97	23725.56	24749.25	26181.87	-	26959.04
25	-	-	-	24827.52	22514.46	22717.98	22752.17	-	24730.16	26205.59	-	-
26	24737.08	-	25011.39	25019.96	-	22824.71	22763.11	-	24514.58	25855.30	26086.27	-
27	24836.02	25685.18	25465.85	24970.21	-	23031.11	23207.52	23627.87	24828.72	-	26051.72	27055.21
28	-	26103.38	25229.01	-	22588.43	22827.47	-	23637.02	24927.48	-	25874.60	27097.20
29	-	26248.74	24896.18	-	22905.09	23320.85	-	23624.72	-	25859.31	26113.53	-
30	24430.24	-	24788.87	25381.17	22433.52	-	23578.01	23365.81	-	25743.19	26239.16	-
31	24720.75	-	-	-	22345.92	-	23814.11	23274.05	-	26009.56	-	27082.16
High	24836.02	26248.74	26113.84	25381.17	25650.26	23466.90	23814.11	24388.56	24927.48	26205.59	26526.29	27110.52
Low	22504.82	24628.06	24788.87	24242.54	22345.92	21822.38	22745.97	23274.05	22849.07	24933.26	25266.19	25905.04
Avg	23520.75	25574.50	25395.08	24867.19	23605.07	22750.81	23261.59	23906.20	24146.27	25550.54	25915.10	26766.03

S&P/HKEx LargeCap Index, daily movement (2012)



Hang Seng Index, daily closing (2012)

31 July 1964 = 100

Date	Jan	Feb	Mar	Apr	May	Jun	Jul	Aug	Sep	Oct	Nov	Dec
1	–	20333.37	21387.96	–	–	18558.34	–	19820.38	–	–	21821.87	–
2	–	20739.45	21562.26	20522.26	21309.08	–	–	19690.20	–	–	22111.33	–
3	18877.41	20756.98	–	20790.98	21249.53	–	19735.53	19666.18	19559.21	20888.28	–	21767.85
4	18727.31	–	–	–	21086.00	18185.59	19709.75	–	19429.91	20907.95	–	21799.97
5	18813.41	–	21265.31	20593.00	–	18259.03	19809.13	–	19145.07	21012.38	22006.40	22270.91
6	18593.06	20709.94	20806.25	–	–	18520.53	19800.64	19998.72	19209.30	–	21944.43	22249.81
7	–	20699.19	20627.78	–	20536.65	18678.29	–	20072.55	19802.16	–	22099.85	22191.17
8	–	21018.46	20900.73	–	20484.75	18502.34	–	20065.52	–	20824.56	21566.91	–
9	18865.72	21010.01	21086.00	–	20330.64	–	19428.09	20269.47	–	20937.28	21384.38	–
10	19004.28	20783.86	–	20356.24	20227.28	–	19396.36	20136.12	19827.17	20919.60	–	22276.72
11	19151.94	–	–	20140.67	19964.63	18953.63	19419.87	–	19857.88	20999.05	–	22323.94
12	19095.38	–	21134.18	20327.32	–	18872.56	19025.11	–	20075.39	21136.43	21430.30	22503.35
13	19204.42	20887.40	21339.70	20701.04	–	19026.52	19092.63	20081.36	20047.63	–	21188.65	22445.58
14	–	20917.83	21307.89	–	19735.04	18808.40	–	20291.68	20629.78	–	21441.99	22605.98
15	–	21365.23	21353.53	–	19894.31	19233.94	–	20052.29	–	21148.25	21108.93	–
16	19012.20	21277.28	21317.85	20610.64	19259.83	–	19121.34	19962.95	–	21207.07	21159.01	–
17	19627.75	21491.62	–	20562.31	19200.93	–	19455.33	20116.07	20658.11	21416.64	–	22513.61
18	19686.92	–	–	20780.73	18951.85	19427.81	19239.88	–	20601.93	21518.71	–	22494.73
19	19942.95	–	21115.29	20995.01	–	19416.67	19559.05	–	20841.91	21551.76	21262.06	22623.37
20	20110.37	21424.79	20888.24	21010.64	–	19518.85	19640.80	20104.27	20590.92	–	21228.28	22659.78
21	–	21478.72	20856.63	–	18922.32	19265.07	–	20100.09	20734.94	–	21524.36	22506.29
22	–	21549.28	20901.56	–	19039.15	18995.13	–	19887.78	–	21697.55	21743.20	–
23	–	21380.99	20668.80	20624.39	18786.19	–	19053.47	20132.24	–	–	21913.98	–
24	–	21406.86	–	20677.16	18666.40	–	18903.20	19880.03	20694.70	21763.78	–	22541.18
25	–	–	–	20646.29	18713.41	18897.45	18877.33	–	20698.68	21810.23	–	–
26	20439.14	–	20668.86	20809.71	–	18981.84	18892.79	–	20527.73	21545.57	21861.81	–
27	20501.67	21217.86	21046.91	20741.45	–	19176.95	19274.96	19798.67	20762.29	–	21844.03	22619.78
28	–	21568.73	20885.42	–	18800.99	19025.27	–	19811.80	20840.38	–	21708.98	22666.59
29	–	21680.08	20609.39	–	19055.46	19441.46	–	19788.51	–	21511.05	21922.89	–
30	20160.41	–	20555.58	21094.21	18690.22	–	19585.40	19552.91	–	21428.58	22030.39	–
31	20390.49	–	–	–	18629.52	–	19796.81	19482.57	–	21641.82	–	22656.92
High	20501.67	21680.08	21562.26	21094.21	21309.08	19518.85	19809.13	20291.68	20841.91	21810.23	22111.33	22666.59
Low	18593.06	20333.37	20555.58	20140.67	18629.52	18185.59	18877.33	19482.57	19145.07	20824.56	21108.93	21767.85
Avg	19455.82	21128.47	21013.01	20665.78	19615.19	18940.27	19372.26	19946.19	20226.75	21293.33	21650.18	22406.19

Note: HSI is compiled by Hang Seng Indexes Company Limited

Hang Seng Index, daily movement (2012)

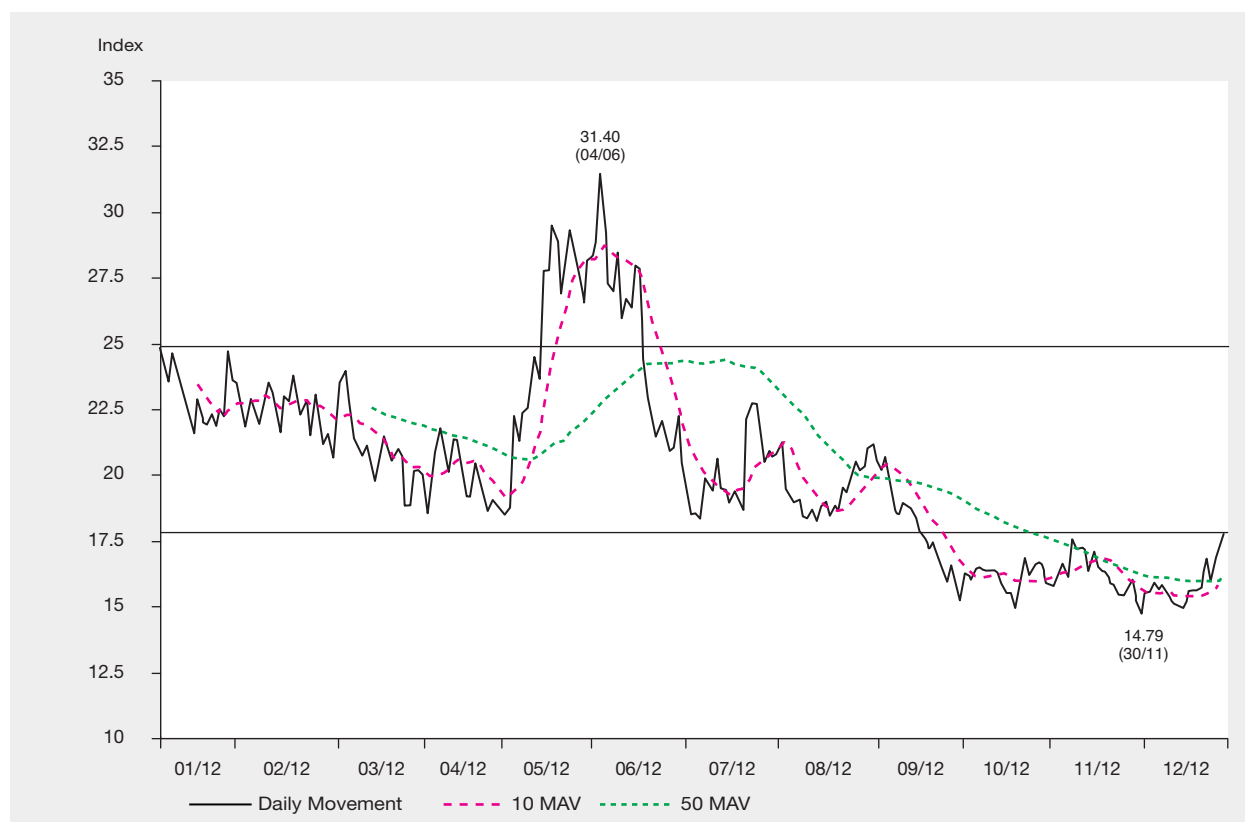


HSI Volatility Index, daily closing (2012)

Date	Jan	Feb	Mar	Apr	May	Jun	Jul	Aug	Sep	Oct	Nov	Dec
1	–	23.49	21.63	–	–	28.87	–	20.86	–	–	15.87	–
2	–	22.66	20.67	20.11	18.73	–	–	21.18	–	–	15.80	–
3	24.92	21.77	–	18.53	18.51	–	19.56	19.47	20.48	16.31	–	15.60
4	24.42	–	–	–	18.79	31.40	18.54	–	20.17	16.26	–	15.53
5	23.52	–	22.41	19.89	–	29.67	18.59	–	20.72	16.04	16.24	16.00
6	24.66	22.94	23.61	–	–	27.32	18.41	19.25	19.87	–	16.70	15.62
7	–	22.73	23.99	–	22.29	26.96	–	18.98	18.70	–	16.18	15.85
8	–	21.82	22.54	–	21.23	28.44	–	19.12	–	16.47	17.59	–
9	23.91	22.73	21.37	–	22.35	–	19.91	18.47	–	16.52	17.24	–
10	23.46	23.56	–	21.24	22.60	–	19.67	18.39	18.60	16.40	–	15.67
11	22.77	–	–	21.83	23.29	25.91	19.40	–	19.03	16.46	–	15.27
12	22.41	–	21.14	20.98	–	26.67	20.65	–	18.88	16.46	17.28	15.14
13	21.59	23.31	20.66	20.15	–	26.38	19.49	18.70	18.74	–	17.26	15.03
14	–	22.26	21.22	–	24.51	27.92	–	18.25	18.52	–	16.39	14.96
15	–	21.62	20.27	–	23.65	27.77	–	18.85	–	16.31	17.10	–
16	22.92	23.05	19.77	21.38	27.74	–	19.46	19.07	–	15.77	16.64	–
17	22.06	22.75	–	21.33	27.79	–	18.94	18.46	17.80	15.55	–	15.65
18	21.92	–	–	20.24	29.50	24.56	19.46	–	17.72	15.57	–	15.68
19	22.34	–	20.84	19.18	–	23.00	19.09	–	17.30	14.92	16.39	15.66
20	21.81	23.84	21.52	19.21	–	22.30	18.75	18.87	17.52	–	16.35	15.68
21	–	23.01	20.86	–	28.88	21.50	–	18.67	16.92	–	15.91	16.82
22	–	22.29	20.50	–	26.88	22.10	–	19.57	–	15.92	15.86	–
23	–	22.89	21.02	20.50	28.57	–	22.19	19.28	–	–	15.44	–
24	–	21.52	–	19.79	29.34	–	22.70	19.92	16.55	16.88	–	15.91
25	–	–	–	19.18	28.61	21.78	22.73	–	15.96	16.12	–	–
26	22.56	–	20.72	18.63	–	20.90	21.78	–	16.65	16.45	15.48	–
27	22.21	23.09	18.87	19.13	–	21.05	20.49	20.54	15.79	–	15.62	16.81
28	–	22.03	18.87	–	27.83	22.21	–	20.15	15.28	–	16.09	17.19
29	–	21.21	20.19	–	26.45	20.40	–	20.38	–	16.67	15.24	–
30	24.70	–	20.24	18.98	28.12	–	20.95	21.09	–	16.72	14.79	–
31	23.62	–	–	–	28.32	–	20.69	21.16	–	15.97	–	17.82
High	24.92	23.84	23.99	21.83	29.50	31.40	22.73	21.18	20.72	16.88	17.59	17.82
Low	21.59	21.21	18.87	18.53	18.51	20.40	18.41	18.25	15.28	14.92	14.79	14.96
Avg	23.10	22.60	21.04	20.02	25.18	25.10	20.07	19.51	18.06	16.19	16.25	15.89

Note: VHSI is compiled by Hang Seng Indexes Company Limited

HSI Volatility Index, daily movement (2012)



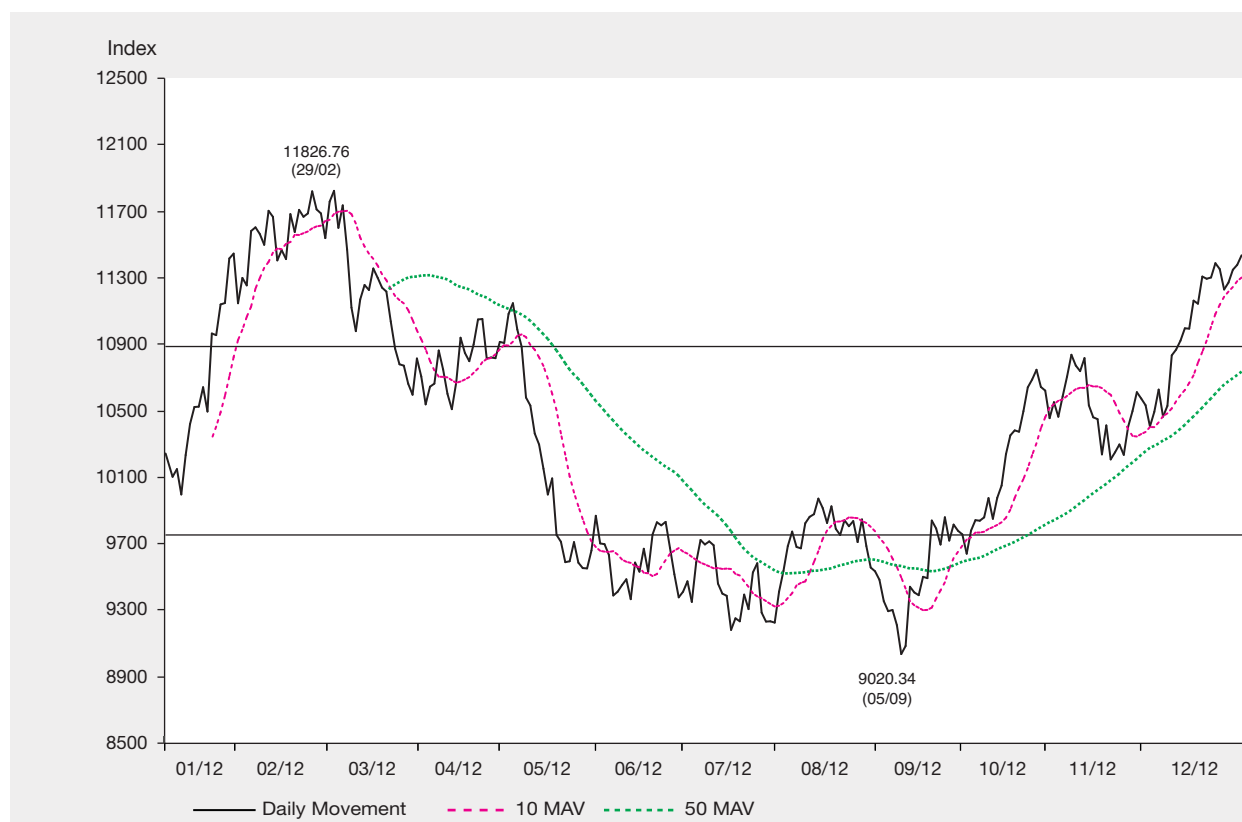
Hang Seng China Enterprises Index, daily closing (2012)

3 January 2000 = 2000

Date	Jan	Feb	Mar	Apr	May	Jun	Jul	Aug	Sep	Oct	Nov	Dec
1	-	11253.80	11602.44	-	-	9620.87	-	9762.37	-	-	10701.21	-
2	-	11583.47	11738.71	10658.76	11145.96	-	-	9669.21	-	-	10833.73	-
3	10235.17	11605.57	-	10859.49	10987.06	-	9711.57	9660.99	9287.51	9828.22	-	10458.91
4	10094.41	-	-	-	10882.18	9375.33	9684.47	-	9195.78	9848.53	-	10523.89
5	10140.92	-	11470.70	10744.91	-	9397.99	9702.91	-	9020.34	9965.18	10768.28	10830.04
6	9987.33	11564.86	11119.17	-	-	9438.03	9679.62	9812.92	9069.39	-	10734.42	10865.07
7	-	11499.77	10976.49	-	10574.41	9473.46	-	9851.75	9428.21	-	10813.34	10919.24
8	-	11705.86	11168.50	-	10525.75	9352.79	-	9867.76	-	9839.84	10527.13	-
9	10225.81	11669.15	11256.28	-	10356.64	-	9447.24	9962.17	-	9967.04	10454.85	-
10	10413.61	11405.22	-	10596.91	10289.81	-	9386.66	9905.22	9393.60	10041.11	-	10993.90
11	10517.07	-	-	10503.83	10143.07	9574.80	9373.34	-	9377.07	10231.20	-	10991.86
12	10519.21	-	11225.91	10664.61	-	9519.53	9166.71	-	9488.52	10345.28	10443.47	11161.56
13	10637.03	11467.66	11356.28	10936.90	-	9658.47	9237.04	9814.59	9480.27	-	10230.07	11142.92
14	-	11413.16	11300.41	-	9986.98	9518.59	-	9915.44	9829.43	-	10405.76	11307.42
15	-	11685.73	11240.57	-	10084.59	9744.55	-	9779.06	-	10375.32	10199.60	-
16	10489.59	11577.36	11216.39	10844.74	9741.97	-	9218.78	9741.78	-	10367.46	10242.70	-
17	10962.42	11711.51	-	10794.60	9700.87	-	9380.67	9831.12	9780.92	10491.46	-	11294.11
18	10952.60	-	-	10896.89	9577.18	9818.76	9292.55	-	9683.89	10636.25	-	11301.72
19	11138.49	-	11036.10	11047.43	-	9800.23	9514.85	-	9849.06	10683.61	10290.21	11388.40
20	11146.99	11669.51	10870.61	11050.16	-	9821.22	9570.51	9794.86	9707.91	-	10227.24	11352.45
21	-	11689.69	10776.00	-	9582.46	9663.42	-	9825.95	9804.77	-	10397.73	11229.09
22	-	11823.60	10767.49	-	9698.60	9504.19	-	9698.83	-	10742.79	10492.09	-
23	-	11714.29	10658.07	10810.48	9573.94	-	9271.60	9836.14	-	-	10606.99	-
24	-	11689.84	-	10817.16	9541.33	-	9217.23	9674.82	9767.49	10638.73	-	11270.94
25	-	-	-	10812.79	9539.29	9364.03	9218.86	-	9745.40	10616.43	-	-
26	11416.88	-	10591.52	10911.55	-	9398.29	9210.92	-	9628.40	10449.53	10568.41	-
27	11446.52	11540.23	10811.07	10905.10	-	9461.22	9398.85	9544.62	9768.70	-	10527.84	11348.50
28	-	11761.30	10701.37	-	9647.79	9336.38	-	9521.77	9831.62	-	10399.16	11378.24
29	-	11826.76	10532.98	-	9858.19	9574.84	-	9470.46	-	10546.24	10488.10	-
30	11145.60	-	10640.16	11081.00	9690.67	-	9523.43	9340.86	-	10458.26	10622.67	-
31	11299.05	-	-	-	9686.03	-	9674.27	9280.25	-	10582.05	-	11436.16
High	11446.52	11826.76	11738.71	11081.00	11145.96	9821.22	9711.57	9962.17	9849.06	10742.79	10833.73	11436.16
Low	9987.33	11253.80	10532.98	10503.83	9539.29	9336.38	9166.71	9280.25	9020.34	9828.22	10199.60	10458.91
Avg	10709.37	11612.30	11048.06	10829.85	10037.04	9543.67	9422.96	9720.13	9556.91	10332.73	10498.86	11115.50

Note: HSCEI is compiled by Hang Seng Indexes Company Limited

Hang Seng China Enterprises Index, daily movement (2012)



Hang Seng China-Affiliated Corporations Index, daily closing (2012)

3 January 2000 = 2000

Date	Jan	Feb	Mar	Apr	May	Jun	Jul	Aug	Sep	Oct	Nov	Dec	
1	–	3916.15	4129.02	–	–	3704.71	–	3878.01	–	–	4251.89	–	
2	–	3985.33	4167.62	3969.37	4144.20	–	–	3829.21	–	–	4304.25	–	
3	3752.06	3997.72	–	4036.37	4164.25	–	3836.58	3831.33	3866.76	4068.18	–	4333.85	
4	3724.16	–	–	–	4164.19	–	3567.59	3835.67	–	3845.75	4075.90	–	4345.66
5	3728.07	–	4129.33	4044.87	–	3553.62	3841.69	–	3794.59	4106.09	4286.81	4424.60	
6	3706.11	3988.84	4057.40	–	–	3637.13	3862.93	3902.33	3818.44	–	4272.64	4430.43	
7	–	3983.72	4032.24	–	4043.80	3672.09	–	3922.23	3900.72	–	4284.59	4448.31	
8	–	4081.86	4099.96	–	4011.02	3693.88	–	3907.98	–	4035.06	4194.05	–	
9	3777.92	4135.90	4142.32	–	3948.34	–	3785.57	3945.30	–	4033.41	4183.57	–	
10	3795.57	4113.86	–	3991.21	3948.65	–	3799.12	3943.80	3914.82	4036.21	–	4476.10	
11	3821.19	–	–	3946.37	3908.58	3793.07	3805.74	–	3919.94	4055.21	–	4465.39	
12	3805.49	–	4121.00	3982.66	–	3789.30	3746.59	–	3948.43	4076.82	4183.27	4522.86	
13	3822.70	4102.41	4156.60	4055.60	–	3829.57	3757.75	3907.06	3976.50	–	4137.70	4476.76	
14	–	4107.12	4168.36	–	3868.57	3783.33	–	3922.55	4086.10	–	4184.12	4507.60	
15	–	4206.75	4149.41	–	3866.24	3851.01	–	3884.72	–	4065.53	4137.61	–	
16	3753.13	4187.83	4105.91	4043.92	3722.23	–	3755.36	3864.62	–	4112.73	4158.15	–	
17	3857.71	4225.42	–	4037.56	3745.83	–	3803.13	3899.49	4070.99	4129.30	–	4461.47	
18	3838.41	–	–	4066.35	3683.04	3900.02	3734.35	–	4045.76	4150.55	–	4455.97	
19	3875.61	–	4045.59	4080.32	–	3884.96	3787.79	–	4081.73	4170.70	4197.39	4499.92	
20	3880.45	4213.48	3994.67	4072.98	–	3874.82	3810.76	3909.01	4005.43	–	4192.00	4505.06	
21	–	4206.66	3979.92	–	3695.30	3751.83	–	3919.52	4030.75	–	4213.74	4485.33	
22	–	4247.54	3981.37	–	3766.91	3699.99	–	3876.08	–	4191.61	4271.87	–	
23	–	4192.50	3953.52	3994.05	3721.09	–	3722.69	3937.35	–	–	4325.83	–	
24	–	4206.73	–	3992.01	3690.07	–	3690.41	3906.39	4038.36	4190.71	–	4486.15	
25	–	–	–	4022.76	3687.25	3670.84	3671.72	–	4047.71	4201.60	–	–	
26	3957.97	–	3990.46	4075.05	–	3689.76	3695.94	–	4013.16	4139.18	4334.45	–	
27	3957.91	4162.31	4052.98	4065.92	–	3753.87	3789.44	3889.87	4056.49	–	4321.84	4498.14	
28	–	4212.95	4015.22	–	3732.06	3722.20	–	3871.08	4081.79	–	4297.22	4531.78	
29	–	4217.80	3970.31	–	3812.07	3796.96	–	3867.96	–	4136.37	4352.85	–	
30	3864.34	–	3986.72	4128.46	–	3780.72	–	3815.95	3836.21	–	4147.55	4388.65	
31	3913.27	–	–	–	3746.46	–	3848.03	3815.99	–	4199.91	–	4531.12	
High	3957.97	4247.54	4168.36	4128.46	4164.25	3900.02	3862.93	3945.30	4086.10	4201.60	4388.65	4531.78	
Low	3706.11	3916.15	3953.52	3946.37	3683.04	3553.62	3671.72	3815.99	3794.59	4033.41	4137.61	4333.85	
Avg	3824.00	4128.23	4065.00	4033.66	3856.86	3743.84	3780.82	3889.92	3977.21	4116.13	4248.84	4467.71	

Note: HSCCI is compiled by Hang Seng Indexes Company Limited

Hang Seng China-Affiliated Corporation Index, daily movement (2012)



Number of securities by type, 2008 – 2012

Type	Year				
	2008	2009	2010	2011	2012
Ordinary shares	1,088	1,146	1,245	1,327	1,369
Preference shares	2	2	3	3	3
Equity warrants	34	25	22	13	10
Derivative warrants	3,011	3,367	5,148	4,027	3,747
Equity linked instruments	0	0	0	0	0
Callable bull/bear contracts	1,314	1,692	1,064	901	1,214
Unit trusts/Mutual funds	33	52	79	88	111
– Exchange Traded Funds (ETFs)	24	43	69	77	100
– REITs	7	7	8	9	9
– Others	2	2	2	2	2
Debt securities	172	157	169	192	269
Total	5,654	6,441	7,730	6,551	6,723

Number of newly listed securities, 2008 – 2012

Type	Year				
	2008	2009	2010	2011	2012
Ordinary shares *	47	68	106	88	52
– Newly listed companies	29	64	94	76	50
– Transfer of listing from GEM	18	4	12	12	2
Preference shares	0	0	1	0	0
Equity warrants	18	11	12	7	3
Derivative warrants	4,822	4,230	7,826	6,917	5,886
Equity link instruments	0	0	0	0	0
Callable bull/bear contracts	4,231	8,072	6,541	5,334	6,056
Unit trusts/Mutual funds	7	19	27	9	35
– Exchange Traded Funds (ETFs)	7	19	26	8	35
– REITs	0	0	1	1	0
– Others	0	0	0	0	0
Debt securities	20	23	38	50	109
Total	9,145	12,423	14,551	12,405	12,141

* Includes the number of companies for transfer of listing from GEM.

Number of delisted securities, 2008-2012

Type	Year				
	2008	2009	2010	2011	2012
Ordinary shares	8	10	7	6	10
Preference shares	0	0	0	0	0
Equity warrants	14	20	15	16	6
Derivative warrants	6,294	3,874	6,045	8,038	6,166
Equity linked instruments	0	0	0	0	0
Callable bull/bear contracts	3,048	7,694	7,169	5,497	5,743
Unit trusts/mutual funds	0	0	0	0	12
– Exchange Traded Funds (ETFs)	0	0	0	0	12
– REITs	0	0	0	0	0
– Others	0	0	0	0	0
Debt securities	23	38	26	27	32
Total	9,387	11,636	13,262	13,584	11,969

Total market capitalisation by Hang Seng Industry Classification System, 2012

HK\$mil

Industry Classification *	Jan	Feb	Mar	Apr	May	Jun	Jul	Aug	Sep	Oct	Nov	Dec
Energy	1,560,635.02	1,686,756.38	1,570,329.02	1,631,259.01	1,386,460.22	1,425,416.36	1,456,020.08	1,400,858.36	1,489,059.00	1,553,287.69	1,591,356.93	1,666,653.89
Materials	491,443.27	564,573.46	506,663.35	491,728.26	419,973.68	469,514.16	457,140.60	457,476.20	471,799.22	500,331.45	503,344.80	538,514.95
Industrial Goods	297,575.34	330,911.41	296,366.32	300,742.18	278,335.16	246,696.78	223,691.69	223,037.43	291,723.31	327,824.77	330,597.41	384,864.58
Consumer Goods	2,083,727.11	2,243,772.97	2,218,473.77	2,232,966.60	1,988,886.48	1,984,328.12	1,991,456.09	2,045,094.35	2,141,103.79	2,225,194.85	2,306,111.85	2,384,569.46
Services	1,741,546.52	1,912,756.81	1,898,459.01	1,916,211.48	1,663,181.37	1,620,130.33	1,606,653.83	1,680,197.19	1,779,897.55	1,865,555.74	1,948,291.15	2,000,483.80
Telecommunications	2,093,526.13	2,178,684.88	2,205,314.84	2,230,948.54	1,996,267.49	2,097,482.51	2,277,416.19	2,141,053.97	2,205,195.45	2,209,929.61	2,246,454.40	2,292,688.57
Utilities	748,664.92	795,014.60	777,368.38	777,169.51	733,907.83	760,698.76	782,784.57	790,375.18	998,991.69	1,006,649.98	1,039,921.51	1,068,308.19
Financials	6,005,333.57	6,381,808.81	5,939,212.14	6,128,441.26	5,413,042.95	5,597,860.18	5,585,048.65	5,500,835.00	5,856,424.25	6,220,984.02	6,305,034.01	6,706,661.48
Properties & Construction	2,375,691.75	2,662,050.05	2,359,720.35	2,481,848.13	2,292,574.77	2,406,932.16	2,455,690.28	2,415,156.15	2,895,880.81	2,961,812.62	3,202,993.69	3,320,089.99
Information Technology	745,917.09	827,256.74	843,945.83	878,496.45	786,789.01	737,670.64	722,736.11	746,399.28	817,251.06	834,978.83	826,692.53	822,786.42
Conglomerates	1,003,574.88	1,073,083.86	1,074,855.58	1,078,389.28	969,316.55	1,005,143.28	1,040,222.20	1,039,115.11	627,828.14	631,630.22	662,844.59	686,108.84
Total	19,147,635.61	20,656,669.98	19,690,708.60	20,148,200.69	17,928,735.52	18,351,873.28	18,598,860.29	18,439,598.23	19,575,154.28	20,338,179.77	20,963,642.85	21,871,730.17

Note: Month-end figures

* Hang Seng Industry Classification System (HSICS) is provided by Hang Seng Indexes Company Limited.

Market capitalisation trends by Hang Seng Industry Classification System, 2008 – 2012

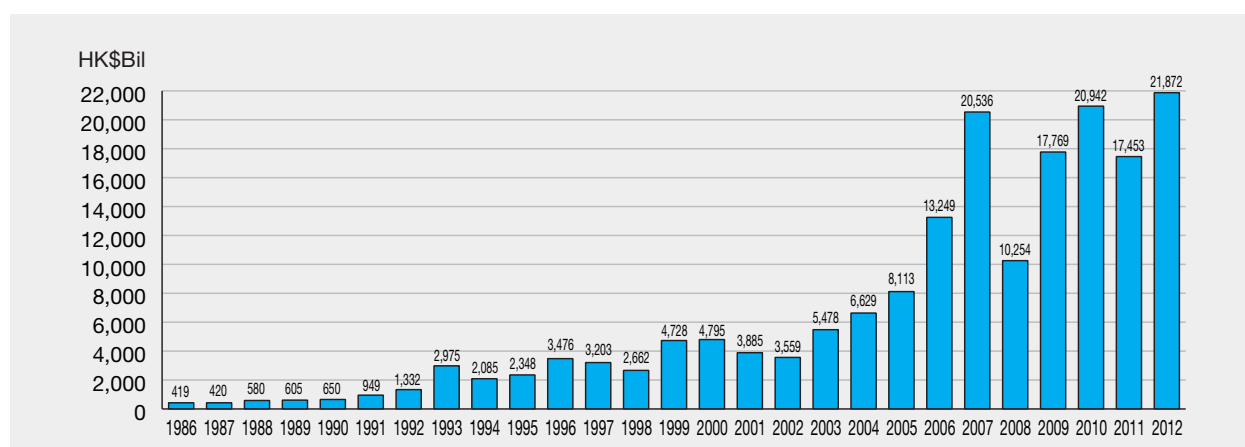
HK\$mil

Industry Classification *	2008		2009		2010		2011		2012	
Energy	711,766.42	(6.94%)	1,290,804.22	(7.26%)	1,687,281.21	(8.06%)	1,368,530.62	(7.84%)	1,666,653.89	(7.62%)
Materials	183,433.26	(1.79%)	538,691.51	(3.03%)	688,304.03	(3.29%)	457,345.49	(2.62%)	538,514.95	(2.46%)
Industrial Goods	129,609.65	(1.26%)	269,968.50	(1.52%)	462,485.44	(2.21%)	277,170.93	(1.59%)	384,864.58	(1.76%)
Consumer Goods	663,188.02	(6.47%)	1,647,187.20	(9.27%)	2,215,851.46	(10.58%)	2,004,405.29	(11.48%)	2,384,569.46	(10.90%)
Services	595,533.38	(5.81%)	1,190,542.81	(6.70%)	1,695,676.46	(8.10%)	1,605,705.74	(9.20%)	2,000,483.80	(9.15%)
Telecommunications	1,876,211.11	(18.30%)	1,803,635.55	(10.15%)	1,942,463.26	(9.28%)	2,070,928.00	(11.87%)	2,292,688.57	(10.48%)
Utilities	435,659.96	(4.25%)	640,495.20	(3.60%)	716,469.80	(3.42%)	742,408.36	(4.25%)	1,068,308.19	(4.88%)
Financials	3,571,864.13	(34.84%)	6,123,556.56	(34.46%)	6,885,627.90	(32.88%)	5,331,304.00	(30.55%)	6,706,661.48	(30.66%)
Properties & Construction	1,275,142.72	(12.44%)	2,465,706.38	(13.88%)	2,647,533.65	(12.64%)	2,016,954.32	(11.56%)	3,320,089.99	(15.18%)
Information Technology	249,332.16	(2.43%)	835,241.90	(4.70%)	827,871.04	(3.95%)	650,437.54	(3.73%)	822,786.42	(3.76%)
Conglomerates	561,847.93	(5.48%)	963,441.58	(5.42%)	1,172,720.14	(5.60%)	927,476.78	(5.31%)	686,108.84	(3.14%)
Equity total	10,253,588.75	(100.00%)	17,769,271.41	(100.00%)	20,942,284.39	(100.00%)	17,452,667.08	(100.00%)	21,871,730.17	(100.00%)

 () % of equity market total
 Year-end figures

* Hang Seng Industry Classification System (HSICS) is provided by Hang Seng Indexes Company Limited.

Market capitalisation, 1986 – 2012



50 leading companies in market capitalisation

End of 2012

Rank	Code	Company	Issued capital (shares)	Closing price (HK\$)	Market capitalisation (HK\$mil)	% of equity total
1	00941	China Mobile Ltd.	20,099,909,235	90.250	1,814,016.81	8.29
2	00005	HSBC Holdings plc	18,474,226,538	81.300	1,501,954.62	6.87
3	00939	China Construction Bank Corporation – H Shares	240,417,319,880	6.220	1,495,395.73	6.84
4	00883	CNOOC Ltd.	44,646,305,984	16.780	749,165.01	3.43
5	01398	Industrial and Commercial Bank of China Ltd. – H Shares	86,794,044,550	5.500	477,367.25	2.18
6	02888	Standard Chartered PLC	2,411,007,723	196.000	472,557.51	2.16
7	00700	Tencent Holdings Ltd.	1,852,004,966	249.000	461,149.24	2.11
8	01299	AIA Group Ltd.	12,044,000,001	30.250	364,331.00	1.67
9	00013	Hutchison Whampoa Ltd.	4,263,370,780	80.900	344,906.70	1.58
10	00016	Sun Hung Kai Properties Ltd.	2,656,769,262	116.200	308,716.59	1.41
11	00805	Glencore International plc *	6,922,713,511	44.200	305,983.94	N.A.
12	00762	China Unicorn (Hong Kong) Ltd.	23,565,051,919	12.420	292,677.94	1.34
13	03988	Bank of China Ltd. – H Shares	83,622,276,395	3.460	289,333.08	1.32
14	02378	Prudential plc *	2,557,242,352	113.000	288,968.39	N.A.
15	00001	Cheung Kong (Holdings) Ltd.	2,316,164,338	119.000	275,623.56	1.26
16	01928	Sands China Ltd.	8,054,798,934	33.950	273,460.42	1.25
17	02388	BOC Hong Kong (Holdings) Ltd.	10,572,780,266	24.100	254,804.00	1.16
18	00857	PetroChina Co. Ltd. – H Shares	21,098,900,000	10.980	231,665.92	1.06
19	00011	Hang Seng Bank Ltd.	1,911,842,736	118.700	226,935.73	1.04
20	03328	Bank of Communications Co., Ltd. – H Shares	35,011,862,630	5.840	204,469.28	0.93
21	02318	Ping An Insurance (Group) Co. of China Ltd. – H Shares	3,129,732,456	64.900	203,119.64	0.93
22	01913	PRADA S.p.A.	2,558,824,000	73.950	189,225.03	0.87
23	00945	Manulife Financial Corporation *	1,827,707,315	103.400	188,984.94	N.A.
24	00688	China Overseas Land & Investment Ltd.	8,172,519,077	23.100	188,785.19	0.86
25	02628	China Life Insurance Co. Ltd. – H Shares	7,441,175,000	25.300	188,261.73	0.86
26	00003	Hong Kong and China Gas Co. Ltd., The	8,690,609,549	21.150	183,806.39	0.84
27	00004	Wharf (Holdings) Ltd., The	3,029,247,327	60.600	183,572.39	0.84
28	00066	MTR Corporation Ltd.	5,792,159,150	30.500	176,660.85	0.81
29	00002	CLP Holdings Ltd.	2,526,450,570	64.850	163,840.32	0.75
30	00388	Hong Kong Exchanges and Clearing Ltd.	1,149,762,087	131.900	151,653.62	0.69
31	01972	Swire Properties Ltd.	5,850,000,000	25.850	151,222.50	0.69
32	00386	China Petroleum & Chemical Corporation – H Shares	16,780,488,000	8.780	147,332.68	0.67
33	01880	Belle International Holdings Ltd.	8,434,233,000	16.820	141,863.80	0.65
34	00006	Power Assets Holdings Ltd.	2,134,261,654	66.200	141,288.12	0.65
35	00151	Want Want China Holdings Ltd.	13,227,739,385	10.680	141,272.26	0.65
36	00019	Swire Pacific Ltd. 'A'	905,578,500 "A"	95.850	140,174.52	0.64
	00087	Swire Pacific Ltd. 'B'	2,995,220,000 "B"	17.820		
37	00101	Hang Lung Properties Ltd.	4,475,004,045	30.800	137,830.12	0.63
38	00012	Henderson Land Development Co. Ltd.	2,414,842,580	54.700	132,091.89	0.60
39	00135	Kunlun Energy Co. Ltd.	8,048,408,303	16.180	130,223.25	0.60
40	00027	Galaxy Entertainment Group Ltd.	4,199,004,690	30.350	127,439.79	0.58
41	01929	Chow Tai Fook Jewellery Group Ltd.	10,000,000,000	12.440	124,400.00	0.57
42	01109	China Resources Land Ltd.	5,827,398,790	21.100	122,958.11	0.56
43	00322	Tingyi (Cayman Islands) Holding Corp.	5,592,897,360	21.550	120,526.94	0.55
44	01038	Cheung Kong Infrastructure Holdings Ltd.	2,495,845,400	47.500	118,552.66	0.54
45	01288	Agricultural Bank of China Ltd. – H Shares	30,738,823,096	3.830	117,729.69	0.54
46	01088	China Shenhua Energy Co. Ltd. – H Shares	3,398,582,500	33.950	115,381.88	0.53
47	00494	Li & Fung Ltd.	8,357,610,906	13.680	114,332.12	0.52
48	06808	Sun Art Retail Group Ltd.	9,539,704,700	11.900	113,522.49	0.52
49	01128	Wynn Macau, Ltd.	5,187,550,000	20.950	108,679.17	0.50
50	00880	SJM Holdings Ltd.	5,547,344,293	18.000	99,852.20	0.46
Total					14,214,129.74	65.00
Equity total					21,871,730.17	100.00

* Figures are not included in the Total

20 Stocks with largest price changes (increase)

Rank	Stock Code	Stock Name	Closing price (HK\$)		% up
			2011	2012	
1	03337	ANTON OILFIELD	0.860	4.090	375.58
2	01323	NEWTREE GROUP	0.440	2.020	359.09
3	00196	HONGHUA GROUP	0.750	3.400	353.33
4	03900	GREENTOWN CHINA	3.370	14.200	321.36
5	00207	HK PARKVIEW	1.000	4.200	320.00
6	03336	JU TENG INTL	0.890	3.660	311.24
7	00007	KARL THOMSON	0.330	1.300	293.94
8	01918	SUNAC	1.610	6.000	272.67
9	00559	HUA YI COPPER	0.119	0.430	261.34
10	03899	CIMC ENRIC	2.210	6.920	213.12
11	00377	NEW ISLAND	0.280	0.870	210.71
12	02005	LIJUN INT'L	0.742 A	2.300	209.97
13	00754	HOPSON DEV HOLD	4.030	12.380	207.20
14	01251	SPT ENERGY	1.290	3.900	202.33
15	00185	XPRESS GROUP	0.105	0.315	200.00
16	00342	NEWOCEAN ENERGY	1.520	4.550	199.34
17	00927	FUJIKON IND	0.930	2.760	196.77
18	00488	LAI SUN DEV	0.104	0.305	193.27
19	00703	FUTURE BRIGHT	0.420	1.220	190.48
20	00426	ONE MEDIA GROUP	0.300	0.870	190.00

(A) Adjusted

20 Stocks with largest price changes (decrease)

Rank	Stock Code	Stock Name	Closing Prices (HK\$)		% down
			2011	2012	
1	00136	MASCOTTE HOLD	3.680 A	0.189	94.86
2	02312	CH FIN LEASING	2.467 A	0.130	94.73
3	01220	ZHIDAO INT'L	1.871	0.158	91.56
4	01166	SOLARTECH INT'L	3.540 A	0.485	86.30
5	00928	TACK FIORI	0.583 A	0.098	83.19
6	01163	DEJIN RES	0.264 A	0.047	82.20
7	01182	C Y FOUNDATION	0.813 A	0.145	82.16
8	01076	FIRST NATURAL	3.442 A	0.620	81.99
9	00279	FREEMAN FIN	0.615 A	0.113	81.63
10	01041	CH NEW ENGY PWR	0.572 A	0.134	76.57
11	00993	SIMSEN INT'L	0.600 A	0.141	76.50
12	01004	RISING DEV HOLD	0.970	0.247	74.54
13	00766	SINO PROSPER SG	0.850 A	0.222	73.88
14	00812	TANRICH	1.350	0.355	73.70
15	00986	CH ENV ENERGY	4.550 A	1.220	73.19
16	02336	SUNLINK INT'L	0.600 A	0.181	69.83
17	00055	NEWAY GROUP	0.056	0.017	69.64
18	00794	COME SURE GROUP	1.720	0.540	68.60
19	02324	CAPITAL VC	0.300	0.096	68.00
20	01082	MODERN EDU	1.120	0.360	67.86

(A) Adjusted

Trading value and volume, 2008 – 2012

Year/Month	No. of trading days	Value (HK\$mil)		Volume (mil of shares)		Deals	
		Total	Average daily	Total	Average daily	Total	Average daily
2008	245	17,600,713.87	71,839.65	26,942,745.92	109,970.39	139,999,774	571,428
2009	249	15,439,486.88	62,005.97	24,497,626.62	98,384.04	175,535,322	704,961
2010	249	17,076,412.14	68,579.97	34,544,258.75	138,731.96	190,573,054	765,354
2011	246	17,091,116.87	69,476.08	39,621,773.27	161,064.12	213,131,902	866,390
2012	247	13,267,508.72	53,714.61	33,812,747.98	136,893.72	190,501,387	771,261
2012 Jan	18	998,437.50	55,468.75	2,615,945.87	145,330.33	14,207,751	789,320
2012 Feb	21	1,432,174.23	68,198.77	3,701,109.76	176,243.32	19,625,216	934,534
2012 Mar	22	1,412,976.71	64,226.21	3,432,358.60	156,016.30	19,345,198	879,327
2012 Apr	18	901,429.66	50,079.43	2,291,261.00	127,292.28	12,996,659	722,037
2012 May	22	1,203,289.72	54,694.99	3,184,305.16	144,741.14	17,287,518	785,796
2012 Jun	21	949,572.78	45,217.75	2,735,861.54	130,279.12	14,462,560	688,693
2012 Jul	21	911,056.65	43,383.65	2,738,283.83	130,394.47	13,784,547	656,407
2012 Aug	23	1,005,491.70	43,717.03	2,928,962.32	127,346.19	14,795,432	643,280
2012 Sep	20	1,045,573.38	52,278.67	2,450,777.41	122,538.87	15,152,924	757,646
2012 Oct	20	1,045,807.76	52,290.39	2,480,573.67	124,028.68	15,671,583	783,579
2012 Nov	22	1,200,942.98	54,588.32	3,070,154.48	139,552.48	17,438,782	792,672
2012 Dec	19	1,160,755.65	61,092.40	2,183,154.34	114,902.86	15,733,217	828,064

Notes: Turnover value traded in non-HKD currency securities have been included start from 29 November 2010.

Trading value and volume of depositary receipts, 2010-2012

Year/Month	No. of trading days	No. of listed companies	No. of issues	Value (HK\$thousand)		Volume (thousands of shares)		Deals	
				Total	Average daily	Total	Average daily	Total	Average daily
2010	18	1	2	119,437.92	6,635.44	460.90	25.61	1,220	68
2011	246	3	4	571,802.35	2,324.40	4,681.30	19.03	6,106	25
2012	247	3	4	81,508.69	329.99	1,011.11	4.09	2,916	12
2012 Jan	18	3	4	4,930.69	273.93	47.40	2.63	192	11
2012 Feb	21	3	4	15,603.07	743.00	106.78	5.08	354	17
2012 Mar	22	3	4	16,996.48	772.57	117.35	5.33	387	18
2012 Apr	18	3	4	4,174.95	231.94	24.39	1.36	218	12
2012 May	22	3	4	5,919.60	269.07	38.10	1.73	320	15
2012 Jun	21	3	4	4,789.53	228.07	31.48	1.50	124	6
2012 Jul	21	3	4	1,818.31	86.59	12.55	0.60	141	7
2012 Aug	23	3	4	4,498.03	195.57	34.95	1.52	240	10
2012 Sep	20	3	4	4,156.31	207.82	30.55	1.53	260	13
2012 Oct	20	3	4	6,883.81	344.19	68.40	3.42	295	15
2012 Nov	22	3	4	7,423.42	337.43	452.98	20.59	254	12
2012 Dec	19	3	4	4,314.50	227.08	46.19	2.43	131	7

Note: The first HDRs, which are the Depositary Receipts on the Common Shares and Class A Preferred Shares of Vale S.A., commenced trading on 8 December 2010

Trading value by type of securities, 2012

Month	Equities		Warrants	ELI	CBBC	Unit trusts	Debt securities	iShare	Market total
	Mil of shares	HK\$mil	HK\$mil	HK\$mil	HK\$mil	HK\$mil	HK\$mil	HK\$mil	HK\$mil
Jan	150,650.14	707,595.45	127,907.60	0.00	127,520.67	35,277.76	136.02	0.00	998,437.50
Feb	244,759.89	997,536.00	206,468.97	0.00	175,188.28	52,828.08	152.90	0.00	1,432,174.23
Mar	191,310.87	1,018,671.36	191,550.53	0.00	161,642.34	41,011.01	101.47	0.00	1,412,976.71
Apr	123,129.35	652,978.24	107,815.25	0.00	106,795.29	33,803.64	37.23	0.00	901,429.66
May	160,433.62	854,477.65	154,289.25	0.00	147,360.74	47,110.58	51.50	0.00	1,203,289.72
Jun	126,169.30	667,961.06	120,620.43	0.00	131,160.20	28,850.11	980.99	0.00	949,572.78
Jul	133,264.57	637,905.67	106,295.22	0.00	134,823.93	31,668.49	363.34	0.00	911,056.65
Aug	148,441.76	708,074.17	128,218.33	0.00	129,718.46	39,257.43	223.32	0.00	1,005,491.70
Sep	155,563.14	777,275.20	121,236.09	0.00	103,355.49	43,550.41	156.20	0.00	1,045,573.38
Oct	163,570.83	767,321.33	130,168.90	0.00	98,020.81	50,165.50	131.22	0.00	1,045,807.76
Nov	184,781.45	843,584.93	148,376.92	0.00	129,117.09	79,688.65	175.40	0.00	1,200,942.98
Dec	176,478.11	862,146.84	103,572.74	0.00	88,451.31	106,323.79	260.98	0.00	1,160,755.65
Total	1,958,553.01	9,495,527.90	1,646,520.22	0.00	1,533,154.61	589,535.44	2,770.56	0.00	13,267,508.72

Notes:

1. Turnover values and shares have been adjusted for late reported and rejected sales.
2. Figures may not add up to total due to rounding.
3. Turnover for equities included the trading only of NASDAQ stocks transaction.

Trading value by Hang Seng Industry Classification System, 2012

Industry Classification *	No. of issue #	Equity turnover		Annual turnover velocity (%)
		HK\$mil	% of total	
Energy	69	951,179.53	10.02	57.07
Materials	129	342,078.81	3.60	63.52
Industrial Goods	127	310,152.21	3.27	80.59
Consumer Goods	336	1,150,549.29	12.12	48.25
Services	205	769,360.77	8.10	38.46
Telecommunications	15	562,333.34	5.92	24.53
Utilities	41	324,060.82	3.41	30.33
Financials	112	2,829,653.42	29.80	42.19
Properties & Construction	213	1,449,134.23	15.26	43.65
Information Technology	107	476,042.41	5.01	57.86
Conglomerates	14	330,982.44	3.49	48.24
Sub-total	1,368	9,495,527.27	100.00	43.41
NASDAQ stocks	7	0.63	0.00	n.a.
Equity total	1,375	9,495,527.90	100.00	n.a.

Notes:

1. Equity turnover values have been adjusted for late reported and rejected sales.
2. Figures may not add up to total due to rounding.

* Year-end figures

* Industry Classification is provided by Hang Seng Indexes Company Limited.

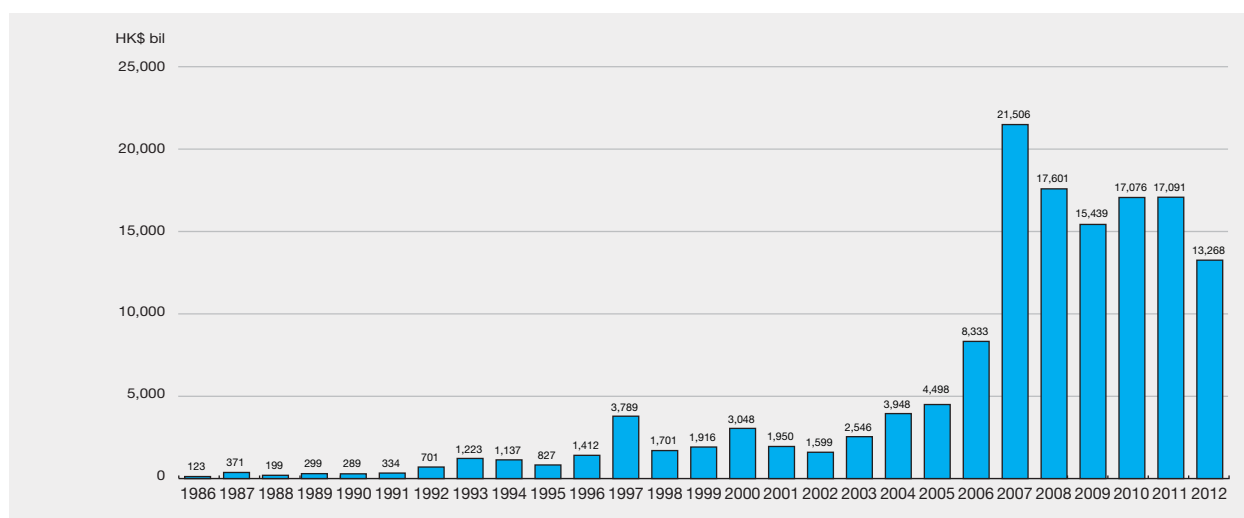
20 most active stocks (in dollars)

Rank	Stock Code	Stock Name	Turnover (HK\$mil)	% of equity total
1	00939	CCB	381,223.64	4.01
2	01398	ICBC	359,419.65	3.79
3	00941	CHINA MOBILE	347,352.65	3.66
4	01299	AIA	321,332.80	3.38
5	00005	HSBC HOLDINGS	262,605.35	2.77
6	03988	BANK OF CHINA	245,308.29	2.58
7	00883	CNOOC	208,823.84	2.20
8	00700	TENCENT	200,799.72	2.11
9	02628	CHINA LIFE	187,902.09	1.98
10	02318	PING AN	187,098.23	1.97
11	00857	PETROCHINA	175,422.59	1.85
12	00016	SHK PPT	147,891.25	1.56
13	00386	SINOPEC CORP	145,439.05	1.53
14	00013	HUTCHISON	128,990.73	1.36
15	00388	HKEX	128,381.98	1.35
16	01088	CHINA SHENHUA	118,190.93	1.24
17	03323	CNBM	114,817.50	1.21
18	01288	ABC	110,594.76	1.16
19	00688	CHINA OVERSEAS	108,601.58	1.14
20	00001	CHEUNG KONG	106,666.35	1.12
Total			3,986,862.98	41.99
Equity total			9,495,527.90	100.00

20 most active stocks (in shares)

Rank	Stock Code	Stock Name	Turnover (mil of shares)	% of equity total
1	03988	BANK OF CHINA	79,267.25	4.05
2	01398	ICBC	73,564.77	3.76
3	00939	CCB	67,229.06	3.43
4	00493	GOME	35,743.69	1.83
5	03800	GCL-POLY ENERGY	34,746.71	1.77
6	01288	ABC	32,973.34	1.68
7	03333	EVERGRANDE	22,515.41	1.15
8	01387	RENHE COMM	20,634.19	1.05
9	00985	CST MINING	20,465.18	1.04
10	00055	NEWAY GROUP	18,548.29	0.95
11	00076	SOUTH SEA PETRO	18,250.91	0.93
12	00386	SINOPEC CORP	18,203.10	0.93
13	02312	CH FIN LEASING	17,587.05	0.90
14	00067	LUMENA NEWMAT	16,828.01	0.86
15	00857	PETROCHINA	16,718.42	0.85
16	00728	CHINA TELECOM	16,676.58	0.85
17	00981	SMIC	15,249.91	0.78
18	00566	APOLLO SOLAR EN	14,854.25	0.76
19	02866	CSCL	14,186.88	0.72
20	00767	PACIFIC PLYWOOD	13,414.30	0.68
Total			567,657.31	28.98
Equity total			1,958,553.01	100.00

Trading value, 1986 – 2012



Market capitalisation and trading value of listed companies by incorporation place

End of 2012

Country	No. of listed companies ⁽¹⁾	Market capitalisation (HK\$mil) ⁽²⁾	% of total	Turnover (HK\$mil)	% of equity total
Bermuda	455	1,850,133.85	8.46	779,667.12	8.21
Brazil	1	–	–	71.31	0.00
British Virgin Islands	3	6,940.66	0.03	5,280.87	0.06
Canada	4	19,566.52	0.09	10,691.43	0.11
Cayman Islands	535	4,216,955.78	19.28	1,856,079.19	19.55
England	4	1,974,512.13	9.03	297,439.22	3.13
Hong Kong	201	8,562,201.73	39.15	2,793,428.80	29.42
Italy	1	189,225.03	0.87	34,101.66	0.36
Japan	2	10,177.05	0.05	260.71	0.00
Jersey	3	81,448.46	0.37	14,019.83	0.15
Luxembourg	2	58,745.54	0.27	22,723.69	0.24
PRC	148	4,890,925.94	22.36	3,681,463.71	38.77
Singapore	8	10,897.48	0.05	297.49	0.00
USA	1	–	–	2.22	0.00
USA – NASDAQ ⁽³⁾	7	–	–	0.63	0.00
Total	1,368	21,871,730.17	100.00	9,495,527.90	100.00

Notes:

- (1) Total no. of listed companies are excluded the NASDAQ Stocks.
- (2) Foreign companies not solely listed in Hong Kong and stock suspended over 1 year are excluded.
- (3) NASDAQ stocks are quoted on the Exchange for trading only.

Statistics on Hang Seng Index Stocks, 2012

End of 2012

Sector	Stock code	Stock name	Turnover (HK\$mil)	% of equity total	Market capitalisation (HK\$mil)	% of equity total	Closing price (HK\$)	Change* (%)	P/E ratio (times)
Finance (12)									
	00005	CCB	262,605.35	2.77	1,501,954.62	6.87	81.300	37.80	11.33
	00939	HSBC HOLDINGS	381,223.64	4.01	1,495,395.73	6.84	6.220	14.76	7.46
	01398	ICBC	359,419.65	3.79	477,367.25	2.18	5.500	19.31	7.49
	01299	AIA	321,332.80	3.38	364,331.00	1.67	30.250	24.74	29.16
	03988	BANK OF CHINA	245,308.29	2.58	289,333.08	1.32	3.460	20.98	6.32
	02388	BOC HONG KONG	66,399.18	0.70	254,804.00	1.16	24.100	30.98	12.47
	00011	HANG SENG BANK	36,635.92	0.39	226,935.73	1.04	118.700	28.81	13.61
	03328	PING AN	40,527.47	0.43	204,469.28	0.93	5.840	7.55	5.79
	02318	BANKCOMM	187,098.23	1.97	203,119.64	0.93	64.900	26.76	21.15
	02628	CHINA LIFE	187,902.09	1.98	188,261.73	0.86	25.300	31.77	31.67
	00388	HKEX	128,381.98	1.35	151,653.62	0.69	131.900	6.29	27.90
	00023	BANK OF E ASIA	15,110.81	0.16	66,027.10	0.30	29.650	0.85	15.13
Utilities (4)									
	00003	HK & CHINA GAS	29,204.28	0.31	183,806.39	0.84	21.150	29.25	29.89
	00002	CLP HOLDINGS	47,541.12	0.50	163,840.32	0.75	64.850	-1.82	16.80
	00006	POWER ASSETS	41,923.53	0.44	141,288.12	0.65	66.200	15.23	15.57
	00836	CHINA RES POWER	22,677.84	0.24	94,141.43	0.43	19.780	32.04	20.87
Properties (7)									
	00016	SHK PPT	147,891.25	1.56	308,716.59	1.41	116.200	19.36	6.99
	00001	CHEUNG KONG	106,666.35	1.12	275,623.56	1.26	119.000	28.79	5.98
	00688	CHINA OVERSEAS	108,601.58	1.14	188,785.19	0.86	23.100	77.97	12.56
	00101	HANG LUNG PPT	40,734.01	0.43	137,830.12	0.63	30.800	39.37	27.37
	00012	HENDERSON LAND	41,100.92	0.43	132,091.89	0.60	54.700	41.71	7.35
	01109	CHINA RES LAND	43,571.13	0.46	122,958.11	0.56	21.100	69.07	14.29
	00083	SINO LAND	28,349.74	0.30	82,806.62	0.38	13.940	26.04	8.24
Commerce & Industry (27)									
	00941	CHINA MOBILE	347,352.65	3.66	1,814,016.81	8.29	90.250	18.91	11.74
	00883	CNOOC	208,823.84	2.20	749,165.01	3.43	16.780	23.56	8.67
	00700	TENCENT	200,799.72	2.11	461,149.24	2.11	249.000	59.51	36.20
	00013	HUTCHISON	128,990.73	1.36	344,906.70	1.58	80.900	24.37	6.16
	00762	CHINA UNICOM	99,130.41	1.04	292,677.94	1.34	12.420	-23.99	56.40
	01928	SANDS CHINA LTD	99,491.87	1.05	273,460.42	1.25	33.950	54.67	30.92
	00857	PETROCHINA	175,422.59	1.85	231,665.92	1.06	10.980	13.55	12.28
	00004	WHARF HOLDINGS	55,103.72	0.58	183,572.39	0.84	60.600	72.65	5.93
	00066	MTR CORPORATION	15,428.35	0.16	176,660.85	0.81	30.500	21.27	11.98
	00386	SINOPEC CORP	145,439.05	1.53	147,332.68	0.67	8.780	7.47	8.44
	01880	BELLE INT'L	56,619.44	0.60	141,863.80	0.65	16.820	24.22	27.16
	00151	WANT WANT CHINA	31,761.25	0.33	141,272.26	0.65	10.680	37.81	43.15
	00135	KUNLUN ENERGY	63,001.80	0.66	130,223.25	0.60	16.180	46.29	20.63
	00322	TINGYI	33,181.13	0.35	120,526.94	0.55	21.550	-8.69	36.79
	01088	CHINA SHENHUA	118,190.93	1.24	115,381.88	0.53	33.950	0.74	12.00
	00494	LI & FUNG	90,888.45	0.96	114,332.12	0.52	13.680	-4.87	20.80
	00019	SWIRE PACIFIC A	39,228.27	0.41	86,799.70	0.40	95.850	2.24	4.48
	01044	HENGAN INT'L	44,361.60	0.47	85,970.49	0.39	69.950	-3.72	32.39
	00017	NEW WORLD DEV	42,341.74	0.45	73,994.84	0.34	12.020	92.01	6.39
	00291	CHINA RESOURCES	24,029.63	0.25	67,121.62	0.31	27.950	4.88	23.68
	00144	CHINA MER HOLD	20,968.12	0.22	61,899.69	0.28	24.850	10.20	11.04
	00293	CATHAY PAC AIR	16,401.96	0.17	55,939.27	0.26	14.220	6.76	10.17
	00267	CITIC PACIFIC	16,347.81	0.17	42,187.57	0.19	11.560	-17.43	4.57
	01898	CHINA COAL	51,636.02	0.54	34,578.10	0.16	8.420	0.48	9.26
	01199	COSCO PACIFIC	16,252.23	0.17	30,758.01	0.14	11.040	21.72	9.87
	00330	ESPRIT HOLDINGS	42,228.02	0.44	20,816.96	0.10	10.740	14.90	17.24
	02600	CHALCO	17,009.69	0.18	14,001.08	0.06	3.550	5.03	164.35
Total (50)			5,090,638.21	53.61	13,267,816.65	60.66			
Equity total			9,495,527.90	100.00	21,871,730.17	100.00			

Notes:

- * As compared with previous year.
- () The number of constituent stocks.

Statistics on Hang Seng China Enterprises Index stocks, 2012

End of 2012

Stock code	Stock name	Turnover (HK\$mil)	% of equity total	Market capitalisation (HK\$mil)	% of equity total	Closing price (HK\$)	Change* (%)	P/E ratio (times)
00939	CGB	381,223.64	4.01	1,495,395.73	6.84	6.220	14.76	7.46
01398	ICBC	359,419.65	3.79	477,367.25	2.18	5.500	19.31	7.49
03988	BANK OF CHINA	245,308.29	2.58	289,333.08	1.32	3.460	20.98	6.32
00857	PETROCHINA	175,422.59	1.85	231,665.92	1.06	10.980	13.55	12.28
03328	BANKCOMM	40,527.47	0.43	204,469.28	0.93	5.840	7.55	5.79
02318	PING AN	187,098.23	1.97	203,119.64	0.93	64.900	26.76	21.15
02628	CHINA LIFE	187,902.09	1.98	188,261.73	0.86	25.300	31.77	31.67
00386	SINOPEC CORP	145,439.05	1.53	147,332.68	0.67	8.780	7.47	8.44
01288	ABC	110,594.76	1.16	117,729.69	0.54	3.830	14.67	8.31
01088	CHINA SHENHUA	118,190.93	1.24	115,381.88	0.53	33.950	0.74	12.00
02601	CPIC	71,545.01	0.75	79,512.35	0.36	28.650	29.64	24.05
00998	CITIC BANK	41,974.81	0.44	68,457.95	0.31	4.600	5.26	5.26
03968	CM BANK	64,135.27	0.68	66,869.17	0.31	17.100	8.92	8.30
00728	CHINA TELECOM	70,327.44	0.74	59,811.64	0.27	4.310	-2.49	17.22
01988	MINSHENG BANK	64,990.19	0.68	51,770.73	0.24	8.960	33.14	6.98
02328	PICC P&C	45,282.81	0.48	41,285.14	0.19	10.860	3.43	12.91
00914	ANHUI CONCH	83,933.07	0.88	36,648.72	0.17	28.200	22.34	10.47
01898	CHINA COAL	51,636.02	0.54	34,578.10	0.16	8.420	0.48	9.26
00489	DONGFENG GROUP	60,048.27	0.63	34,154.55	0.16	11.960	-10.21	7.99
01800	CHINA COMM CONS	33,365.69	0.35	33,117.70	0.15	7.480	23.23	7.65
03323	CNBM	114,817.50	1.21	32,649.81	0.15	11.340	28.57	6.21
01336	NCI	19,980.45	0.21	30,454.46	0.14	29.450	14.59	19.23
00168	TSINGTAO BREW	18,134.99	0.19	29,969.41	0.14	45.750	6.40	28.89
00753	AIR CHINA	19,886.59	0.21	29,885.58	0.14	6.550	14.11	9.15
00358	JIANGXI COPPER	57,134.98	0.60	28,304.63	0.13	20.400	21.57	8.72
00902	HUANENG POWER	28,076.23	0.30	25,492.10	0.12	7.170	73.61	69.54
02333	GREATWALL MOTOR	28,524.61	0.30	25,261.25	0.12	24.450	115.61	16.38
01171	YANZHOU COAL	72,238.16	0.76	25,106.69	0.11	12.820	-22.68	5.73
02883	CHINA OILFIELD	25,380.37	0.27	24,526.93	0.11	15.980	30.34	14.49
06030	CITIC SEC	35,378.62	0.37	23,095.22	0.11	19.600	53.36	12.90
01099	SINOPHARM	17,142.95	0.18	20,087.27	0.09	24.250	29.96	29.82
00390	CHINA RAILWAY	19,504.42	0.21	19,059.48	0.09	4.530	86.42	11.72
02899	ZIJIN MINING	30,749.31	0.32	18,324.89	0.08	3.050	4.45	9.46
00916	CHINA LONGYUAN	11,177.35	0.12	17,902.56	0.08	5.360	-11.70	12.31
02338	WEICHAI POWER	23,091.13	0.24	16,710.14	0.08	34.400	8.06	9.98
01157	ZOOMLION	50,157.20	0.53	16,330.93	0.07	11.420	36.60	8.89
02238	GAC GROUP	11,283.66	0.12	15,205.37	0.07	6.870	6.02	8.03
01066	WEIGAO GROUP	12,563.21	0.13	14,523.58	0.07	7.710	10.30	8.03
02600	CHALCO	17,009.69	0.18	14,001.08	0.06	3.550	5.03	164.35
00763	ZTE	31,864.52	0.34	8,222.39	0.04	13.060	-46.37	17.46
		3,182,461.22	33.52	4,411,376.68	20.17			
	Equity total	9,495,527.90	100.00	21,871,730.17	100.00			

* As compared with previous year.

Statistics on Hang Seng China-Affiliated Corporations Index stocks, 2012

End of 2012

Stock code	Stock name	Turnover (HK\$mil)	% of equity total	Market capitalisation (HK\$mil)	% of equity total	Closing price (HK\$)	Change* (%)	P/E ratio (times)
00941	CHINA MOBILE	347,352.65	3.66	1,814,016.81	8.29	90.250	18.91	11.74
00883	CNOOC	208,823.84	2.20	749,165.01	3.43	16.780	23.56	8.67
00762	CHINA UNICOM	99,130.41	1.04	292,677.94	1.34	12.420	-23.99	56.40
00688	CHINA OVERSEAS	108,601.58	1.14	188,785.19	0.86	23.100	77.97	12.56
00135	KUNLUN ENERGY	63,001.80	0.66	130,223.25	0.60	16.180	46.29	20.63
01109	CHINA RES LAND	43,571.13	0.46	122,958.11	0.56	21.100	69.07	14.29
00836	CHINA RES POWER	22,677.84	0.24	94,141.43	0.43	19.780	32.04	20.87
00992	LENOVO GROUP	70,706.79	0.74	72,483.70	0.33	7.020	35.52	19.28
00291	CHINA RESOURCES	24,029.63	0.25	67,121.62	0.31	27.950	4.88	23.68
00144	CHINA MER HOLD	20,968.12	0.22	61,899.69	0.28	24.850	10.20	11.04
00392	BEIJING ENT	14,561.60	0.15	57,447.34	0.26	50.500	8.37	20.69
01114	BRILLIANCE CHI	35,833.64	0.38	47,945.84	0.22	9.540	13.84	21.38
00267	CITIC PACIFIC	16,347.81	0.17	42,187.57	0.19	11.560	-17.43	4.57
00270	GUANGDONG INV	9,140.02	0.10	37,966.31	0.17	6.090	29.30	12.67
01193	CHINA RES GAS	12,019.91	0.13	35,584.17	0.16	16.000	44.14	24.37
01313	CHINARES CEMENT	26,730.98	0.28	33,117.82	0.15	5.080	-12.26	7.93
01199	COSCO PACIFIC	16,252.23	0.17	30,758.01	0.14	11.040	21.72	9.87
00363	SHANGHAI IND H	7,443.65	0.08	29,432.13	0.13	27.250	26.45	7.20
00966	CHINA TAIPING	7,709.35	0.08	26,782.24	0.12	15.700	9.03	53.99
00165	CHINA EB LTD	7,988.85	0.08	25,705.19	0.12	14.940	22.86	13.39
00817	FRANSHION PPT	3,486.73	0.04	25,560.56	0.12	2.790	86.00	10.90
00606	CHINA AGRI	10,606.90	0.11	22,784.48	0.10	4.340	-18.54	7.85
00123	YUEXIU PROPERTY	11,096.92	0.12	22,778.33	0.10	2.450	118.75	3.59
00119	POLY PROPERTY	22,213.15	0.23	21,867.13	0.10	6.060	79.82	7.87
00506	CHINA FOODS	5,937.09	0.06	20,027.89	0.09	7.160	18.74	30.97
		1,216,232.64	12.81	4,073,417.77	18.62			
Equity total		9,495,527.90	100.00	21,871,730.17	100.00			

* As compared with previous year.

Statistics on China enterprises (H shares), 2008 – 2012

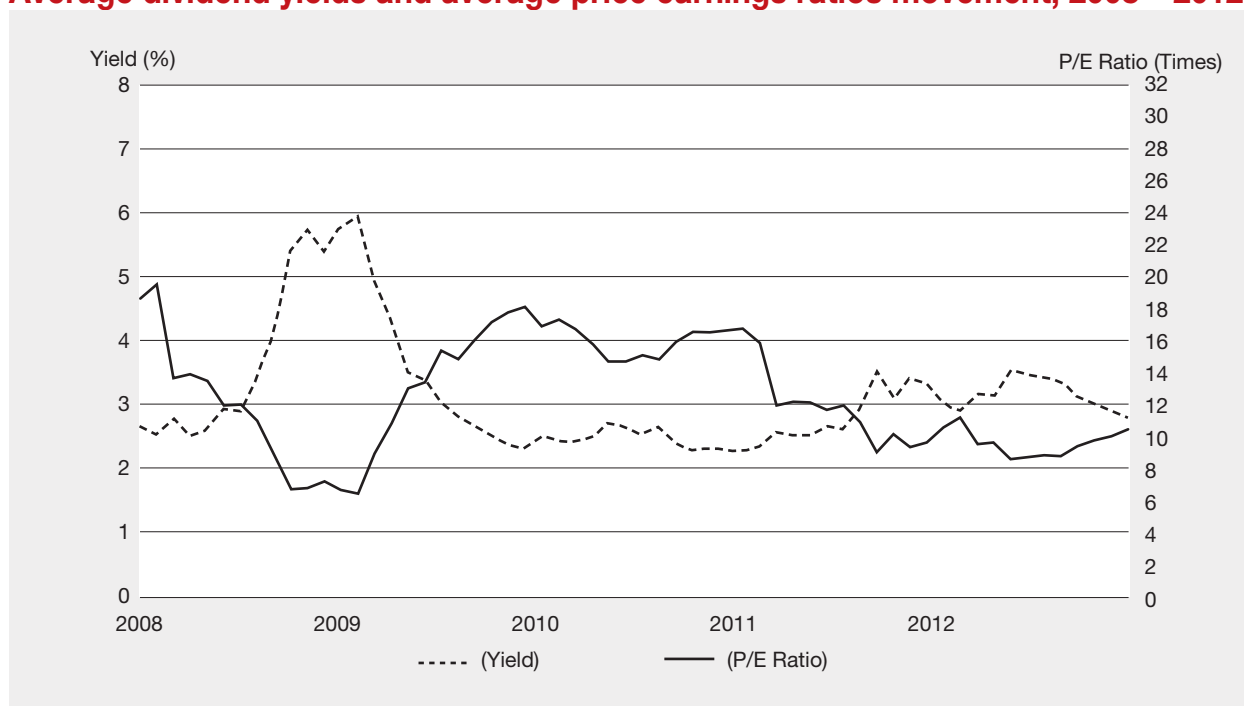
Year/Month	No. of issues	Turnover				Market capitalisation	
		Shares (mil)	% of equity total	Value (HK\$mil)	% of equity total	HK\$mil	% of equity total
2008	110	817,352.32	39.23	6,130,592.75	48.53	2,720,188.76	26.53
2009	116	848,968.80	23.55	5,152,805.63	44.56	4,686,418.75	26.37
2010	128	597,873.58	17.33	4,700,842.42	38.29	5,210,324.73	24.88
2011	139	633,718.06	23.75	4,662,787.32	38.84	4,096,659.80	23.47
2012	148	569,310.59	29.07	3,681,421.40	38.77	4,890,925.94	22.36
2012 Jan	139	46,289.47	30.73	308,075.27	43.54	4,652,434.10	24.30
2012 Feb	138	54,009.51	22.07	383,742.42	38.47	4,900,944.25	23.73
2012 Mar	138	48,619.58	25.41	338,836.87	33.26	4,441,184.45	22.55
2012 Apr	139	39,227.87	31.86	261,142.29	39.99	4,604,097.20	22.85
2012 May	139	59,644.13	37.18	356,916.26	41.77	4,068,758.47	22.69
2012 Jun	140	43,208.45	34.25	263,471.07	39.44	4,008,307.61	21.84
2012 Jul	143	41,305.16	30.99	260,795.79	40.88	4,025,796.20	21.65
2012 Aug	143	40,259.69	27.12	251,738.91	35.55	3,901,258.61	21.16
2012 Sep	143	48,782.19	31.36	297,602.38	38.29	4,123,811.14	21.07
2012 Oct	144	51,419.02	31.44	314,574.89	41.00	4,454,618.17	21.90
2012 Nov	144	47,377.42	25.64	305,807.16	36.25	4,516,176.08	21.54
2012 Dec	148	49,168.10	27.86	338,718.10	39.29	4,890,925.94	22.36

Note: Market capitalisation represents the value of the H shares only, not that of the entire issued capital of the enterprise.

Statistics on red chips stocks, 2008 – 2012

Year/Month	No. of issues	Turnover				Market capitalisation	
		Shares (mil)	% of equity total	Value (HK\$mil)	% of equity total	HK\$mil	% of equity total
2008	89	230,427.06	11.06	2,283,227.61	18.08	2,874,906.69	28.04
2009	92	352,961.37	9.79	1,936,589.39	16.75	3,862,143.29	21.73
2010	97	252,722.57	7.32	1,928,712.11	15.71	4,380,687.29	20.92
2011	102	175,882.10	6.59	1,699,518.79	14.16	3,999,091.91	22.91
2012	103	156,923.72	8.01	1,459,847.85	15.37	4,835,257.67	22.11
2012 Jan	102	10,851.34	7.20	109,580.55	15.49	4,245,777.98	22.17
2012 Feb	102	16,503.70	6.74	139,320.51	13.97	4,546,157.18	22.01
2012 Mar	102	15,104.00	7.90	148,915.51	14.62	4,398,105.47	22.34
2012 Apr	102	10,672.69	8.67	106,395.52	16.29	4,538,590.86	22.53
2012 May	102	12,300.23	7.67	126,995.17	14.86	4,074,025.72	22.72
2012 Jun	103	12,036.55	9.54	109,995.24	16.47	4,272,613.65	23.28
2012 Jul	103	11,627.78	8.73	108,306.84	16.98	4,446,868.63	23.91
2012 Aug	103	12,173.92	8.20	124,373.17	17.56	4,260,939.46	23.11
2012 Sep	103	12,246.64	7.87	125,613.16	16.16	4,494,394.38	22.96
2012 Oct	103	14,011.34	8.57	116,502.79	15.18	4,563,235.46	22.44
2012 Nov	103	14,843.14	8.03	131,082.69	15.54	4,710,120.97	22.47
2012 Dec	103	14,552.38	8.25	112,766.68	13.08	4,835,257.67	22.11

Average dividend yields and average price earnings ratios movement, 2008 – 2012



Average dividend yields and average price earning ratios of HSI, HSCEI and HSCCI stocks*, 2008 – 2012

Year/Month	Average dividend yields (%)			Average price earning ratios (Times)		
	HSI	HSCEI	HSCCI	HSI	HSCEI	HSCCI
2008	4.93	3.80	2.97	8.52	10.50	12.86
2009	2.99	2.20	2.77	19.57	19.88	15.82
2010	2.65	2.23	1.74	17.06	16.90	19.63
2011	3.53	3.20	2.29	10.16	9.56	12.82
2012	3.18	3.29	2.10	10.86	9.58	12.93
2012 Jan	3.18	2.81	2.15	11.25	10.88	13.66
2012 Feb	3.12	2.69	1.99	11.62	11.38	14.72
2012 Mar	3.46	3.36	2.27	10.51	9.37	11.85
2012 Apr	3.45	3.41	2.20	9.98	9.37	11.98
2012 May	3.90	3.91	2.49	8.81	8.19	10.70
2012 Jun	3.72	3.94	2.42	9.30	8.12	10.93
2012 Jul	3.66	3.90	2.39	9.47	8.21	11.07
2012 Aug	3.72	4.07	2.41	9.33	7.87	10.98
2012 Sep	3.48	3.86	2.26	9.95	8.19	11.75
2012 Oct	3.36	3.58	2.19	10.33	8.81	12.09
2012 Nov	3.30	3.57	2.10	10.52	8.85	12.61
2012 Dec	3.18	3.29	2.10	10.86	9.58	12.93

* Month-end or year-end figures

Average dividend yields of all listed stocks by Hang Seng Industry Classification System*, 2008 – 2012

(%)

Year/Month	All listed stocks	Energy	Materials	Industrial Goods	Consumer Goods	Services	Telecommunications	Utilities	Financials	Properties & Construction	Information Technology	Conglomerates
2008	5.38	4.22	3.80	3.80	4.55	6.85	6.64	3.71	6.06	3.53	2.85	5.25
2009	2.33	2.54	0.79	1.00	1.77	1.84	3.95	2.45	2.68	1.69	0.78	2.52
2010	2.31	2.04	1.11	1.05	1.88	1.76	3.40	2.42	2.81	1.98	1.09	2.26
2011	3.31	3.25	2.44	3.31	2.36	3.36	3.42	2.59	3.98	3.23	1.64	3.69
2012	2.81	2.63	1.69	2.25	2.14	2.34	3.45	2.46	3.63	2.31	0.97	3.18
2012 Jan	3.02	2.85	2.27	3.09	2.27	3.10	3.38	2.57	3.54	2.75	1.43	3.42
Feb	2.90	2.64	1.87	2.82	2.08	3.27	3.27	2.43	3.42	2.72	1.15	3.21
Mar	3.17	3.14	2.24	2.77	2.23	2.78	3.40	2.73	4.00	3.13	1.00	3.54
Apr	3.15	3.01	2.31	2.67	2.26	3.01	3.45	2.75	3.94	2.94	0.96	3.53
May	3.55	3.54	2.72	2.90	2.53	3.48	3.85	2.91	4.46	3.19	1.14	3.93
Jun	3.47	3.44	2.40	3.23	2.56	3.51	3.67	2.82	4.31	3.07	1.23	3.80
Jul	3.43	3.37	2.47	3.57	2.54	3.65	3.38	2.74	4.33	2.97	1.20	3.68
Aug	3.35	3.15	2.23	3.14	2.48	2.75	3.71	2.75	4.39	3.06	1.13	3.25
Sep	3.12	2.94	1.90	2.98	2.33	2.61	3.59	2.58	4.13	2.58	1.13	3.47
Oct	3.01	2.82	1.82	2.64	2.26	2.50	3.58	2.56	3.90	2.57	1.11	3.45
Nov	2.93	2.76	1.81	2.61	2.21	2.40	3.52	2.49	3.85	2.39	0.97	3.29
Dec	2.81	2.63	1.69	2.25	2.14	2.34	3.45	2.46	3.63	2.31	0.97	3.18

Note: Month-end or year-end figures

* Industry Classification is provided by Hang Seng Indexes Company Limited.

Average price earnings ratios of all listed stocks by Hang Seng Industry Classification System*, 2008 – 2012

(Times)

Year/Month	All listed stocks	Energy	Materials	Industrial Goods	Consumer Goods	Services	Telecommunications	Utilities	Financials	Properties & Construction	Information Technology	Conglomerates
2008	7.26	8.61	5.45	5.76	8.91	3.77	9.86	11.55	8.55	5.17	8.89	4.68
2009	18.13	13.93	29.23	23.29	23.87	12.74	10.52	20.37	20.12	20.62	41.71	20.04
2010	16.67	21.01	21.93	28.30	23.31	24.37	13.00	18.73	18.28	9.56	33.42	12.02
2011	9.68	10.42	7.25	7.24	16.02	11.26	13.26	15.86	9.54	5.71	18.49	6.11
2012	10.50	10.42	9.35	9.38	15.81	16.00	13.15	18.73	10.15	7.04	12.98	5.68
2012 Jan	10.62	11.88	7.78	7.78	16.66	12.21	13.40	15.98	10.74	6.73	21.20	6.60
Feb	11.27	12.82	9.37	8.57	17.61	12.96	13.82	17.33	11.01	7.48	23.16	7.04
Mar	9.58	9.70	8.35	8.54	15.67	14.70	12.85	15.88	9.12	5.35	23.15	6.03
Apr	9.68	10.08	8.22	8.79	15.63	14.84	13.00	15.90	9.33	5.69	14.16	6.08
May	8.60	8.55	7.14	7.91	13.90	12.87	11.63	15.02	8.24	5.25	12.42	5.46
Jun	8.78	8.79	7.21	7.39	13.26	12.56	12.22	15.51	8.50	5.55	12.02	5.67
Jul	8.90	9.04	7.02	6.67	13.42	12.34	13.26	15.84	8.50	5.66	11.78	5.87
Aug	8.83	8.70	7.02	6.52	13.79	12.90	12.47	15.96	8.35	5.58	12.16	5.92
Sep	9.44	9.32	7.99	7.11	14.40	14.28	12.91	17.79	8.89	6.13	12.90	5.22
Oct	9.81	9.72	8.52	8.00	14.90	14.90	12.94	17.93	9.44	6.30	13.18	5.24
Nov	10.08	9.95	8.64	8.06	15.29	15.56	12.89	18.52	9.56	6.80	13.05	5.50
Dec	10.50	10.42	9.35	9.38	15.81	16.00	13.15	18.73	10.15	7.04	12.98	5.68

Note: Month-end or year-end figures

* Industry Classification is provided by Hang Seng Indexes Company Limited.

Cash dividend payout by Hang Seng Industry Classification System*, 2008 – 2012

Year/Month	No. of companies declared	No. of companies paid	Energy (HK\$mil)	Materials (HK\$mil)	Industrial Goods (HK\$mil)	Consumer Goods (HK\$mil)	Services (HK\$mil)	Telecommunications (HK\$mil)	Utilities (HK\$mil)	Financials (HK\$mil)	Properties & Construction (HK\$mil)	Information Technology (HK\$mil)	Conglomerates (HK\$mil)	Total dividend payout (HK\$mil)	
2008	1,081	648	29,995.81	7,917.68	4,192.89	29,964.40	37,416.40	94,446.35	16,298.39	212,757.30	46,192.55	7,952.63	30,535.10	517,669.50	
2009	1,098	577	32,662.50	4,342.12	2,873.49	25,742.58	19,323.80	71,335.07	15,298.83	141,661.94	40,123.59	6,254.33	21,394.52	381,012.77	
2010	1,206	684	34,384.65	7,584.88	4,878.70	42,022.06	29,681.69	65,858.59	17,336.18	184,929.76	56,842.08	7,171.14	26,438.18	477,127.90	
2011	1,294	776	44,172.04	11,293.82	9,579.80	46,429.11	54,059.34	71,056.09	19,373.54	210,246.61	59,287.70	10,866.65	34,170.02	570,534.72	
2012	1,314	731	43,962.96	8,528.14	8,190.38	39,267.42	34,105.26	79,129.19	26,032.12	252,345.82	80,026.40	8,742.32	21,740.66	602,070.68	
2012	Jan	6	4	-	5.71	25.17	1,817.21	18.16	115.89	29.86	12,508.76	6,824.31	48.68	-	21,393.73
	Feb	136	65	104.57	-	-	584.34	5.25	-	-	17.64	111.09	-	-	822.90
	Mar	861	499	-	77.74	-	109.65	538.29	-	2,309.90	4,691.30	200.11	-	392.34	8,319.32
	Apr	22	7	-	-	-	959.12	1,342.08	473.78	-	7.36	3,226.50	-	-	6,008.84
	May	56	21	1,876.05	954.07	494.79	7,830.88	11,088.19	1,277.63	170.17	37,042.51	9,399.54	1,845.69	5,274.62	77,254.15
	Jun	233	114	18,210.82	3,970.47	2,654.13	8,604.54	5,719.80	40,528.73	14,104.95	11,450.90	20,011.13	1,437.00	8,363.65	135,056.13
	Jul	25	12	9,381.27	2,884.10	2,625.44	1,794.48	5,549.56	1,240.42	1,542.18	134,354.99	10,798.94	2,683.73	1,008.19	173,863.29
	Aug	939	256	1,370.88	371.56	825.57	2,938.25	799.47	-	2,339.14	6,660.26	2,845.81	574.89	-	18,725.83
	Sep	66	21	6,240.93	110.35	1,167.46	8,461.27	3,850.06	34,458.68	1,495.97	10,552.72	10,046.49	734.69	3,432.25	80,550.87
	Oct	31	8	6,769.55	128.03	262.03	4,058.34	3,330.05	437.48	2,735.67	20,111.54	3,753.54	497.26	2,371.58	44,455.08
	Nov	267	88	-	16.61	42.38	133.76	1,102.73	46.94	-	2,103.03	1,264.56	88.04	-	4,798.05
	Dec	24	7	8.90	9.52	93.42	1,975.58	761.61	549.64	1,304.29	12,844.79	11,544.38	832.34	898.03	30,822.48

Note: Foreign companies excluded

* Hang Seng Industry Classification System (HSICS) is provided by Hang Seng Indexes Company Limited.

Short selling transactions by designated stock, 2012 (continued)

Stock code	Name	Short selling			Total		
		turnover* (shares)	turnover (shares)	% of total	turnover* Value (HK\$)	turnover Value (HK\$)	% of total
01033	YIZHENG CHEM	45,374,000	1,632,013,943	2.78	80,392,660	3,059,625,616	2.63
02789	YUANDA CHINA	23,694,000	1,520,853,332	1.56	21,852,340	1,400,010,112	1.56
00551	YUE YUEN IND	63,530,500	309,387,826	20.53	1,648,476,400	7,846,866,789	21.01
00123	YUEXIU PROPERTY	220,558,000	5,896,639,214	3.74	409,555,160	11,096,915,478	3.69
00405	YUEXIU REIT	22,320,000	1,203,108,199	1.86	84,028,800	4,418,425,317	1.90
01052	YUEXIUTRANSPORT	10,646,000	316,665,802	3.36	38,794,900	1,140,083,165	3.40
01068	YURUN FOOD	245,224,000	3,785,817,900	6.48	1,986,492,040	28,175,367,524	7.05
01628	YUZHOU PPT	1,079,000	175,611,519	0.61	1,951,720	321,958,353	0.61
01818	ZHAOJIN MINING	83,764,000	1,472,417,189	5.69	1,012,580,645	17,455,248,801	5.80
00576	ZHEJIANGEXPRESS	83,582,000	870,495,811	9.60	461,451,400	4,780,331,556	9.65
01728	ZHENGTONGAUTO	295,586,500	2,066,966,312	14.30	1,822,490,410	12,318,323,859	14.79
00881	ZHONGSHENG HLDG	254,251,000	1,019,905,607	24.93	3,061,220,825	12,503,082,733	24.48
01176	ZHUGUANG HOLD	10,000	128,621,523	0.01	8,400	127,967,166	0.01
02899	ZIJIN MINING	1,031,006,000	10,348,370,880	9.96	3,052,567,220	30,749,310,111	9.93
01157	ZOOMLION	437,825,200	4,941,491,218	8.86	4,538,088,200	50,157,203,453	9.05
00763	ZTE	260,043,000	2,123,998,207	12.24	4,176,442,298	31,864,520,950	13.11
Total		122,496,478,275	1,435,418,865,252	8.53	1,201,846,634,266	9,789,312,533,655	12.28

* Figures are adjusted for late report.

Note: Turnover value traded in non-HKD currency securities have been included.

Monthly short selling transactions, 2012

Month	No. of designated securities (month-end figure)	Number of shares*	Value of transactions* (HK\$)	No. of designated securities recording short selling
Jan	661	9,292,917,103	87,439,004,970	490
Feb	648	11,725,128,372	112,882,835,839	517
Mar	636	12,587,233,131	123,703,197,979	498
Apr	646	8,620,933,881	76,306,505,436	493
May	649	12,182,586,954	124,332,729,614	504
Jun	646	10,095,698,610	96,741,230,723	490
Jul	560	9,072,618,302	93,933,378,381	486
Aug	562	10,400,526,742	103,842,967,501	422
Sep	563	10,068,115,662	97,276,793,249	432
Oct	567	9,820,656,334	93,122,488,875	434
Nov	581	10,158,315,114	107,101,484,000	460
Dec	581	8,471,748,070	85,164,017,699	446
Total		122,496,478,275	1,201,846,634,266	

* Figures are adjusted for late report.

Note: Turnover value traded in non-HKD currency securities have been included.

Newly listed companies

Ordinary companies

Code	Company	Listing method/ Industry Classification *	No. of shares offered	Offer price (HK\$)	Funds raised (HK\$Mil)	Listing date/ rate (times)	Sponsor	
06830	Huazhong Holdings Co. Ltd.	Offer for subscription	20,000,000 (a)	1.400	28.00	2012/01/12	Guotai Junan Capital Ltd.	
		Offer for sale	40,000,000 (b)	1.400	56.00	1.1		
		Offer for placing	140,000,000 (b)	1.400	196.00			
01303	Huilu Resources (Group) Ltd.	Consumer goods – Automobiles	Offer for subscription	18,492,000 (a)	1.700	31.44	2012/01/12	China Everbright Capital Ltd.
		Offer for placing	231,508,000 (b)	1.700	393.56	0.74		
		Materials – Diversified Metals & Minerals						
01281	Kai Shi China Holdings Co. Ltd.	Offer for subscription	3,676,000 (a)	0.900	3.31	2012/01/12	China Merchants Securities (HK) Co., Ltd.	
		Offer for placing	146,324,000 (b)	0.900	131.69	0.25		
01263	PC Partner Group Ltd.	Properties & Construction – Properties	Offer for subscription	10,500,000 (a)	1.600	16.80	2012/01/12	WAG Worldsec Corporate Finance Ltd.
		Offer for sale	18,000,000 (b)	1.600	28.80	1.5		
		Offer for placing	76,500,000 (b)	1.600	122.40			
01803	ASR Holdings Ltd.	Information Technology – IT Hardware	Offer for subscription	30,000,000 (a)	0.930	27.90	2012/01/16	Shenyin Wanguo Capital (H.K.) Ltd.
		Offer for placing	70,000,000 (b)	0.930	65.10	20.56		
01312	Allied Cement Holdings Ltd.	Services – Transportation	Offer for subscription	31,350,000 (a)	1.000	31.35	2012/01/18	Altus Capital Ltd.
		Offer for placing	133,650,000 (b)	1.000	133.65	2.96		
01972	Swire Properties Ltd.	Properties & Construction – Properties	Introduction	n.a.	n.a.	n.a.	2012/01/18	BOCI Asia Ltd. Goldman Sachs (Asia) L.L.C. The Hongkong and Shanghai Banking Corporation Ltd. Morgan Stanley Asia Ltd. China Everbright Capital Ltd.
01315	Vision Fame International Holding Ltd.	Properties & Construction – Construction	Offer for subscription	7,500,000 (a)	1.200	9.00	2012/01/18	China Everbright Capital Ltd.
		Offer for sales	24,000,000 (b)	1.200	28.80	4.2		
		Offer for placing	43,500,000 (b)	1.200	52.20			
01830	Perfect Shape (PRC) Holdings Ltd.	Consumer Goods – Health & Personal Care	Offer for subscription	75,000,000 (a)	0.880	66.00	2012/02/10	China Everbright Capital Ltd.
		Offer for placing	175,000,000 (b)	0.880	154.00	32.47		
01210	Christine International Holdings Ltd.	Consumer Goods – Food & Beverages	Offer for subscription	25,000,000 (a)	1.600	40.00	2012/02/23	BNP Paribas Capital (Asia Pacific) Ltd.
		Offer for placing	235,188,000 (b)	1.600	376.30	3.53		
01266	Xiwang Special Steel Co. Ltd.	Materials – Diversified Metals & Minerals	Offer for subscription	81,828,000 (a)	2.650	216.84	2012/02/23	J.P. Morgan Securities (Asia Pacific) Ltd.
		Offer for sales	100,000,000 (b)	2.650	265.00	1.64		
		Offer for placing	318,172,000 (b)	2.650	843.16			
02012	Sunshine Oilsands Ltd.	Energy – Oil & Gas	Offer for subscription	21,385,000 (a)	4.860	103.93	2012/03/01	Morgan Stanley Asia Ltd. Deutsche Bank AG, Hong Kong Branch BOCI Asia Ltd.
		Offer for placing	901,914,500 (b)	4.860	4,383.30	0.23		
01300	Trigiant Group Ltd.	Information Technology – IT Hardware	Offer for subscription	25,000,000 (a)	1.200	30.00	2012/03/19	SinoPac Securities (Asia) Ltd.
		Offer for sales	50,000,000 (b)	1.200	60.00	2.37		
		Offer for placing	175,000,000 (b)	1.200	210.00			
01277	Kinetic Mines and Energy Ltd.	Energy – Coal	Offer for subscription	25,110,000 (a)	1.260	31.64	2012/03/23	The Hongkong and Shanghai Banking Corporation Ltd.
		Offer for placing	904,890,000 (b)	1.260	1,140.16	0.27		
01260	Wonderful Sky Financial Group Holdings Ltd.	Services – Support Services	Offer for subscription	25,000,000 (a)	1.390	34.75	2012/03/30	Oriental Patron Asia Ltd.
		Offer for placing	225,000,000 (b)	1.390	312.75	6.84		
01329	Juda International Holdings Ltd.	Materials – Basic Materials	Offer for subscription	4,670,000 (a)	1.100	5.14	2012/04/02	Quam Capital Ltd.
		Offer for placing	45,330,000 (b)	1.100	49.86	0.934		
01322	CW Group Holdings Ltd.	Industrials Goods	Offer for subscription	1,062,000 (a)	1.330	1.41	2012/04/13	Guotai Junan Capital Ltd.
		Offer for sales	12,500,000 (b)	1.330	16.63	0.07		
		Offer for placing	148,938,000 (b)	1.330	198.09			
01613	Synertone Communication Corporation	Information Technology – IT Hardware	Offer for subscription	30,000,000 (a)	0.330	9.90	2012/04/18	Emperor Capital Ltd.
		Offer for placing	270,000,000 (b)	0.330	89.10	1.972		
01366	Jiangnan Group Ltd.	Industrials Goods	Offer for subscription	4,166,000 (a)	1.420	5.92	2012/04/20	Daiwa Capital Markets Hong Kong Ltd.
		Offer for sales	46,200,000 (b)	1.420	65.60	0.11		
		Offer for placing	334,434,000 (b)	1.420	474.90			
02623	China Zhongsheng Resources Holdings Ltd.	Materials – Diversified Metals & Minerals	Offer for subscription	12,976,000 (a)	1.230	15.96	2012/04/27	Haitong International Capital Ltd.
		Offer for placing	116,784,000 (b)	1.230	143.64	1.3		

Newly listed companies (continued)

Ordinary companies

Code	Company	Listing method/ Industry Classification *	No. of shares offered	Offer price (HK\$)	Funds raised (HK\$Mil)	Listing date/ subscription rate (times)	Sponsor
06837	Haitong Securities Co., Ltd. – H Shares	Offer for subscription Offer for placing Financials – Other Financials	61,470,000 (a) 1,295,430,000 (b)	10.600 10.600	651.58 13,731.56	2012/04/27 2.86	Haitong International Capital Ltd. J.P. Morgan Securities (Asia Pacific) Ltd.
00695	Dongwu Cement International Ltd.	Offer for subscription Offer for sales Offer for placing Properties & Construction – Construction	11,030,000 (a) 50,000,000 (b) 75,970,000 (b)	1.100 1.100 1.100	12.13 55.00 83.57	2012/06/13 0.88	Guotai Junan Capital Ltd.
03663	Xiezhong International Holdings Ltd.	Offer for subscription Offer for placing Consumer Goods – Automobiles	20,000,000 (a) 180,000,000 (b)	0.930 0.930	18.60 167.40	2012/06/18 1.17	Guotai Junan Capital Ltd.
00816	Huadian Fuxin Energy Corporation Ltd. – H Shares	Offer for subscription Offer for placing Utilities	140,426,000 (a) 1,482,190,000 (b)	1.650 1.650	231.70 2,445.61	2012/06/28 0.936	CITIC Securities Corporate Finance (HK) Ltd. UBS AG, Hong Kong Branch Merrill Lynch Far East Ltd.
01258	China Nonferrous Mining Corporation Ltd.	Offer for subscription Offer for placing Materials – Diversified Metals & Minerals	4,269,000 (a) 884,767,000 (b)	2.200 2.200	9.39 1,946.49	2012/06/29 0.049	UBS AG, Hong Kong Branch China International Capital Corporation Hong Kong Securities Ltd. J.P. Morgan Securities (Asia Pacific) Ltd.
03666	Xiao Nan Guo Restaurants Holdings Ltd.	Offer for subscription Offer for placing Services – Hotels, Casinos & Leisure Facilities	34,128,000 (a) 307,122,000 (b)	1.500 1.500	51.19 460.68	2012/07/04 1.15	Merrill Lynch Far East Ltd. Standard Chartered Securities (Hong Kong) Ltd.
02068	China Aluminum International Engineering Corporation Ltd. – H Shares	Offer for subscription Offer for placing Materials – Diversified Metals & Minerals	1,594,000 (a) 361,566,000 (b)	3.930 3.930	6.26 1,420.95	2012/07/06 0.044	China International Capital Corporation Hong Kong Securities Ltd.
01237	Merry Garden Holdings Ltd.	Offer for subscription Offer for placing Consumer Goods – Household Goods & Electronics	18,000,000 (a) 162,000,000 (b)	1.000 1.000	18.00 162.00	2012/07/06 1.03	Guotai Junan Capital Ltd.
03939	Wanguo International Mining Group Ltd.	Offer for subscription Offer for placing Materials – Diversified Metals & Minerals	15,000,000 (a) 135,000,000 (b)	1.990 1.990	29.85 268.65	2012/07/10 1.03	Guotai Junan Capital Ltd.
03633#	Zhongyu Gas Holdings Ltd.	Transfer of listing Utilities	n.a.	n.a.	n.a.	2012/07/11 n.a.	+ n.a.
03669	China Yongda Automobiles Services Holdings Ltd.	Offer for subscription Offer for sale Offer for placing Consumer Goods – Automobiles	721,500 (a) 53,517,500 (b) 199,300,500 (b)	6.600 6.600 6.600	4.76 353.22 1,315.38	2012/07/12 0.028	UBS AG, Hong Kong Branch The Hongkong and Shanghai Banking Corporation Ltd.
03948	Inner Mongolia Yitai Coal Co., Ltd. – H Shares	Offer for subscription Offer for placing Energy – Coal	1,201,900 (a) 161,801,600 (b)	43.000 43.000	51.68 6,957.47	2012/07/12 0.074	China International Capital Corporation Hong Kong Securities Ltd. BOCI Asia Ltd.
01332	Qualipak International Holdings Ltd.	Offer for subscription Offer for placing Services – Support Services	5,750,000 (a) 8,625,999 (b)	1.590 1.590	9.14 13.72	2012/07/12 5.4	Haitong International Capital Ltd.
01616	Silverman Holdings Ltd.	Offer for subscription Offer for placing Consumer Goods – Textiles, Clothing & Accessories	7,274,000 (a) 153,306,000 (b)	1.100 1.100	8.00 168.64	2012/07/12 0.45	Mizuho Securities Asia Ltd.
01190	Bolina Holding Co., Ltd.	Offer for subscription Offer for placing Consumer Goods – Household Goods & Electronics	1,898,000 (a) 222,802,000 (b)	2.150 2.150	4.08 479.02	2012/07/13 0.09	CCB International Capital Ltd.
01699	China Putian Food Holding Ltd.	Offer for subscription Offer for placing Consumer Goods – Agricultural Products	20,000,000 (a) 180,000,000 (b)	0.700 0.700	14.00 126.00	2012/07/13 2.026	Cinda International Capital Ltd.
01335	Sheen Tai Holdings Group Co. Ltd.	Offer for subscription Offer for placing Services – Support Services	10,000,000 (a) 105,000,000 (b)	1.200 1.200	12.00 126.00	2012/07/13 2.8	Haitong International Capital Ltd.
01103#	Shanghai Tonva Petrochemical Co., Ltd. – H Shares	Transfer of listing Properties & Construction – Construction	n.a.	n.a.	n.a.	2012/07/16 n.a.	+ n.a.

Newly listed companies (continued)

Ordinary companies

Code	Company	Listing method/ Industry Classification *	No. of shares offered	Offer price (HK\$)	Funds raised (HK\$Mil)	Listing date/ rate (times)	Sponsor
06889	DYNAM JAPAN HOLDINGS Co., Ltd.	Offer for subscription Offer for placing Services – Hotels, Casinos & Leisure Facilities	9,763,000 (a) 102,237,000 (b)	14.000 14.000	136.68 1,431.32	2012/08/06 0.87	Shenyin Wanguo Capital (H.K.) Ltd. Piper Jaffray Asia Ltd.
03816	KFM Kingdom Holdings Ltd.	Offer for subscription Offer for placing Industrials Goods	15,000,000 (a) 135,000,000 (b)	0.680 0.680	10.20 91.80	2012/10/15 2.72	DBS Asia Capital Ltd.
01240	Sunley Holdings Ltd.	Offer for subscription Offer for placing Properties & Construction – Construction	7,500,000 (a) 67,500,000 (b)	0.880 0.880	6.60 59.40	2012/10/18 3.76	Ample Capital Ltd.
02196	Shanghai Fosun Pharmaceutical (Group) Co., Ltd. – H Shares	Offer for subscription Offer for placing Consumer Goods – Health & Personal Care	66,000,000 (a) 270,070,000 (b)	11.800 11.800	778.80 3,186.83	2012/10/30 2.44	UBS Securities Hong Kong Ltd. China International Capital Corporation Hong Kong Securities Ltd. J.P. Morgan Securities (Far East) Ltd. Deutsche Bank AG, Hong Kong Branch Haitong International Capital Ltd.
02223	Casablanca Group Ltd.	Offer for subscription Offer for placing Consumer Goods – Household Goods & Electronics	5,002,000 (a) 44,998,000 (b)	1.500 1.500	7.50 67.50	2012/11/23 9.18	
00884	CIFI Holdings (Group) Co. Ltd.	Offer for subscription Offer for placing Properties & Construction – Properties	125,500,000 (a) 1,129,500,000 (b)	1.330 1.330	166.92 1,502.24	2012/11/23 1.19	Citigroup Global Markets Asia Ltd. Morgan Stanley Asia Ltd. Standard Chartered Securities (Hong Kong) Ltd. Deutsche Securities Asia Ltd.
01314	Tsui Wah Holdings Ltd.	Offer for subscription Offer for placing Services – Hotels, Casinos & Leisure Facilities	33,334,000 (a) 350,000,000 (b)	2.270 2.270	75.67 794.50	2012/11/26 12.7	
01030	Future Land Development Holdings Ltd.	Offer for subscription Offer for placing Properties & Construction – Properties	35,602,000 (a) 1,382,398,000 (b)	1.450 1.450	51.62 2,004.48	2012/11/29 0.25	Merrill Lynch Far East Ltd.
00564	Zhengzhou Coal Mining Machinery Group Co. Ltd. – H Shares	Offer for subscription Offer for placing Industrial Goods	4,398,200 (a) 216,723,800 (b)	10.380 10.380	45.65 2,249.59	2012/12/05 0.20	UBS Securities Hong Kong Ltd. J.P. Morgan Securities (Far East) Ltd.
01339	The People's Insurance Co. (Group) of China Ltd. – H Shares	Offer for subscription Offer for placing Financials – Insurance	517,366,000 (a) 7,415,574,000 (b)	3.480 3.480	1,800.43 25,806.20	2012/12/07 17.54	China International Capital Corporation Hong Kong Securities Ltd. HSBC Corporate Finance (Hong Kong) Ltd. Credit Suisse (Hong Kong) Ltd. Goldman Sachs (Asia) L.L.C. Guotai Junan Capital Ltd.
02039	China International Marine Containers (Group) Co., Ltd. – H Shares	Introduction Industrial Goods	n.a.	n.a.	n.a.	2012/12/19 n.a.	
01829	China Machinery Engineering Corporation – H Shares	Offer for subscription Offer for placing Properties & Construction – Construction	287,200,000 (a) 538,500,000 (b)	5.400 5.400	1,550.88 2,907.90	2012/12/21 57.88	BOCI Asia Ltd.
00815	China Silver Group Ltd.	Offer for subscription Offer for sales Offer for placing Materials – Gold & Precious Metals	15,884,000 (a) 26,480,000 (b) 140,302,000 (b)	1.180 1.180 1.180	18.74 31.25 165.56	2012/12/28 8.76	CCB International Capital Ltd.
02236	Wison Engineering Services Co. Ltd.	Offer for subscription Offer for sales Offer for placing Energy – Oil & Gas	60,000,000 (a) 120,000,000 (b) 484,622,000 (b)	2.790 2.790 2.790	167.40 334.80 1,352.10	2012/12/28 1.32	Citigroup Global Markets Asia Ltd. Deutsche Bank AG, Hong Kong Branch BOCOM International (Asia) Ltd.
Total					88,916.27		

- (a) Hong Kong offers
(b) International offers

* Industry Classification is provided by Hang Seng Indexes Company Limited.

Transfers of listing from GEM to Main Board pursuant to the revised Rule 9.24 of the GEM Listing Rules and to the new Chapter 9A of the Main Board Listing Rules effective from 1 July 2008.

+ Effective date of the transfer of listing from GEM to Main Board

Withdrawal of listed companies

Code	Company	Last trading date	Delisted date
00048	EganaGoldpfeil (Holdings) Ltd.	2007/09/11	2012/01/04
00968	Little Sheep Group Ltd.	2012/01/12	2012/02/03
03928	Zhengzhou China Resources Gas Co. Ltd. – H Shares	2012/01/31	2012/02/14
00448	Hang Ten Group Holdings Ltd.	2012/02/16	2012/03/20
00955	Schramm Holding AG	2011/10/07	2012/04/02
00288	Cosway Corporation Ltd.	2012/03/02	2012/06/04
01683	International Mining Machinery Holdings Ltd.	2012/02/10	2012/06/11
03938	Samling Global Ltd.	2012/06/08	2012/06/20
01688	Alibaba.com Ltd.	2012/06/08	2012/06/21
00870	Hang Fung Gold Technology Ltd.	2008/09/30	2012/07/09

Company name changes

Code	Former name	New name	Effective date	Adoption date
01164	Vital Group Holdings Ltd.	CGN Mining Co. Ltd.	2011/11/21	2012/01/03
00260	Sino Gas Group Ltd.	China Environmental Investment Holdings Ltd.	2012/02/02	2012/02/09
00997	Decca Holdings Ltd.	Chinlink International Holdings Ltd.	2012/01/20	2012/02/22
00611	Tack Hsin Holdings Ltd.	China Nuclear Industry 23 International Corporation Ltd.	2012/01/16	2012/02/23
00204	Temujin International Investments Ltd.	China Investment Development Ltd.	2012/01/13	2012/02/23
00756	Tianyi Fruit Holdings Ltd.	China Tianyi Holdings Ltd.	2012/02/21	2012/02/28
00508	Chevalier Pacific Holdings Ltd.	Dingyi Group Investment Ltd.	2012/02/08	2012/03/12
01383	Hong Long Holdings Ltd.	Sun Century Group Ltd.	2012/02/01	2012/03/15
00630	Guojin Resources Holdings Ltd.	AMCO United Holding Ltd.	2012/02/20	2012/03/22
00515	TC Interconnect Holdings Ltd.	TC Orient Lighting Holdings Ltd.	2011/12/06	2012/03/26
01028	Hongguo International Holdings Ltd.	C.banner International Holdings Ltd.	2012/02/08	2012/04/02
00033	Rainbow Brothers Holdings Ltd.	Harmonic Strait Financial Holdings Ltd.	2012/03/06	2012/04/20
00875	Ever Fortune International Holdings Ltd.	Cypress Jade Agricultural Holdings Ltd.	2012/03/14	2012/04/23
00475	Noble Jewelry Holdings Ltd.	Zhong Fa Zhan Holdings Ltd.	2012/03/23	2012/04/27
00645	KTP Holdings Ltd.	Ares Asia Ltd.	2012/03/19	2012/05/04
01322	CW Group Holdings Ltd. #	CW Group Holdings Ltd.	2012/04/05	2012/05/16
02700	Smart Union Group (Holdings) Ltd.	Green International Holdings Ltd.	2012/04/24	2012/05/25
02098	Zall Development (Cayman) Holding Co., Ltd.	Zall Development Group Ltd.	2012/05/15	2012/06/05
00560	Chu Kong Shipping Development Co. Ltd.	Chu Kong Shipping Enterprises (Group) Co., Ltd.	2012/06/05	2012/06/06
01006	China Corn Oil Co. Ltd.	Changshouhua Food Co. Ltd.	2012/05/25	2012/06/21
00996	Oriental Ginza Holdings Ltd.	Carnival Group International Holdings Ltd.	2012/05/14	2012/06/27
00346	Sino Union Energy Investment Group Ltd.	Yanchang Petroleum International Ltd.	2012/05/29	2012/06/27
00456	New City (China) Development Ltd.	New City Development Group Ltd.	2012/06/19	2012/06/28
01220	Ocean Grand Holdings Ltd.	Zhidao International (Holdings) Ltd.	2012/05/25	2012/06/29
00578	China CBM Group Ltd.	Rosan Resources Holdings Ltd.	2012/06/01	2012/07/03
01062	New Capital International Investment Ltd.	China Development Bank International Investment Ltd.	2012/06/19	2012/07/23
01262	China Lifestyle Food and Beverages Group Ltd.	Labixiaoxin Snacks Group Ltd.	2012/06/01	2012/07/25
02228	COSTIN New Materials Group Ltd.	CECEP COSTIN New Materials Group Ltd.	2012/06/01	2012/07/27
00119	Poly (Hong Kong) Investments Ltd.	Poly Property Group Co., Ltd.	2012/08/14	2012/08/20
01208	Minmetals Resources Ltd. *	MMG Ltd.	2012/09/06	2012/09/17
01265	Tianjin Tianlian Public Utilities Co. Ltd. – H Shares	Tianjin Jinran Public Utilities Co. Ltd. – H Shares	2012/08/17	2012/09/21
00455	Tianda Holdings Ltd.	Tianda Pharmaceuticals Ltd.	2012/09/03	2012/09/24
00948	Z-Obee Holdings Ltd. #	Z-Obee Holdings Ltd.	2012/09/14	2012/09/24
00159	Wah Nam International Holdings Ltd.	Brockman Mining Ltd.	2012/09/03	2012/09/25
02266	Kosmopolito Hotels International Ltd.	Dorsett Hospitality International Ltd.	2012/08/31	2012/09/28
02288	Sundart International Holdings Ltd.	Rykadan Capital Ltd.	2012/08/31	2012/09/28
00720	Wo Kee Hong (Holdings) Ltd.	Auto Italia Holdings Ltd.	2012/09/06	2012/10/12
01228	Superb Summit International Timber Co. Ltd.	Superb Summit International Group Ltd.	2012/09/19	2012/10/18
01206	Technovator International Ltd. #	Technovator International Ltd.	2012/10/22	2012/10/26
02322	Sam Woo Holdings Ltd.	Noble Century Investment Holdings Ltd.	2012/09/10	2012/10/29
01049	Net2Gather (China) Holdings Ltd.	Celestial Asia Securities Holdings Ltd.	2012/10/08	2012/11/05
00936	Manta Holdings Co. Ltd.	Eagle Legend Asia Ltd.	2012/09/26	2012/11/08
01141	Beijing Yu Sheng Tang Pharmaceutical Group Ltd.	Poly Capital Holdings Ltd.	2012/10/22	2012/11/15
00910	China Grand Forestry Green Resources Group Ltd.	China Sandi Holdings Ltd.	2012/10/11	2012/11/27
00668	Doxen Energy Group Ltd.	Dowell Property Holdings Ltd.	2012/11/23	2012/11/30
00009	China Mandarin Holdings Ltd.	Cheung Wo International Holdings Ltd.	2012/10/19	2012/12/10

* Change of English name only

Change of Chinese name only

Investment companies as at the end of 2012

Code	Name	Classification	Incorporation	Listing date
00170	China Assets (Holdings) Ltd.	Financials	Hong Kong	1992/04/15
02324	Capital VC Ltd.	Financials	Cayman Islands	2003/10/27
01062	China Development Bank International Investment Ltd.	Financials	Cayman Islands	1994/05/10
00721	China Financial International Investments Ltd.	Financials	Bermuda	2001/06/08
02312	China Financial Leasing Group Ltd.	Financials	Cayman Islands	2002/10/28
01217	China Innovation Investment Ltd.	Financials	Cayman Islands	2002/08/28
01226	China Investment and Finance Group Ltd.	Financials	Cayman Islands	2002/09/19
00204	China Investment Development Ltd.	Financials	Bermuda	2000/12/12
00612	China Investments Fund Co. Ltd.	Financials	Cayman Islands	2002/01/02
00133	China Merchants China Direct Investments Ltd.	Financials	Hong Kong	1993/07/22
00080	China New Economy Fund Ltd.	Financials	Cayman Islands	2011/01/06
00339	Earnest Investments Holdings Ltd.	Financials	Bermuda	2000/07/26
01160	Grand Investment International Ltd.	Financials	Bermuda	2004/04/02
00428	Harmony Assets Ltd.	Financials	Cayman Islands	1993/12/14
00356	Incutech Investments Ltd.	Financials	Cayman Islands	2002/06/07
00905	Mastermind Capital Ltd.	Financials	Cayman Islands	1998/07/17
01227	National Investments Fund Ltd.	Financials	Cayman Islands	2002/09/27
01140	OP Financial Investments Ltd.	Financials	Cayman Islands	2003/03/20
00810	Opes Asia Development Ltd.	Financials	Bermuda	2002/02/28
00310	Prosperity Investment Holdings Ltd.	Financials	Bermuda	1992/12/21
00901	Radford Capital Investment Ltd.	Financials	Cayman Islands	2002/02/28
00770	Shanghai International Shanghai Growth Investment Ltd.	Financials	Cayman Islands	1993/11/30
00666	SHK Hong Kong Industries Ltd.	Financials	Hong Kong	1990/12/21
00768	UBA Investments Ltd.	Financials	Cayman Islands	2000/01/18
00913	Unity Investments Holdings Ltd.	Financials	Cayman Islands	1999/10/27

Secondary listing stocks as at the end of 2012

Code	Name	Classification	Incorporation	Listing date	Primary list
					Exchange
00945	Manulife Financial Corporation	Financials	Canada	1999/09/27	Toronto
01878	SouthGobi Energy Resources Ltd.	Energy	Canada	2010/01/29	Toronto
01021	Midas Holdings Ltd.	Materials	Singapore	2010/10/06	Singapore
06210	Vale S.A. Common – DR	Materials	Brazil	2010/12/08	Brazil/New York
06230	Vale S.A. Class A Preferred – DR	Materials	Brazil	2010/12/08	Brazil/New York
06488	SBI Holdings, Inc. – DR	Financials	Japan	2011/04/14	Tokyo/Osaka
00805	Glencore International plc	Materials	Jersey	2011/05/25	London
00847	Kazakhmys PLC	Materials	England	2011/06/29	London
06813	CapitaMalls Asia Ltd.	Properties & Construction	Singapore	2011/10/18	Singapore
06388	Coach, Inc. -RS	Consumer Goods	USA	2011/12/01	New York

Reorganisations / demergers

Code	Company	Particulars	Proposed date Completed/EGM date
00019 00087	Swire Pacific Ltd. (Swire Pac)	Swire Pac proposed a separate listing of Swire Properties Ltd. (Swire Ppt) by way of introduction. Shareholders of Swire Pac 'A' entitled to receive distribution in specie 7 Swire Ppt shares for every 10 Swire Pac 'A' shares. Shareholders of Swire Pac 'B' entitled to receive distribution in specie 7 Swire Ppt shares for every 50 Swire Pac 'B' shares. The shares of Swire Ppt would be listed on the Stock Exchange.	2011/10/27 2012/01/18
00028	Tian An China Investments Co. Ltd. (Tian An)	Tian An proposed a separate listing of Allied Cement Holdings Ltd. (Allied Cement) by way of a new issue and placing. Shareholders of Tian An entitled to participate in the preferential offer of 1 Allied Cement share for every 49 Tian An shares at a price of \$1.0 per share. The shares of Allied Cement would be listed on the Stock Exchange.	2011/04/15 2012/01/18
01201	Kith Holdings Ltd. (Kith)	Kith proposed a separate listing of Megalogic Technology Holdings Ltd. (Megalogic) by way of a new issue and placing. Shareholders of Kith entitled to participate in the preferential offer of 39 Megalogic shares for every 2,000 Kith shares at a price of \$0.8 per share. The shares of Megalogic would be listed on the Stock Exchange.	2011/06/22 2012/01/19
06488	SBI Holdings, Inc. – DR (SBI Hldg)	SBI Hldg proposed a separate listing of SBI Mortgage Co., Ltd. (SBI Mortgage) by way of a new issue and placing. The KDRs would be listed on the KOSPI Market of the Korea Exchange.	2011/08/30 2012/04/30
01224	C C Land Holdings Ltd. (C C Land)	C C Land proposed a separate listing of Qualipak International Holdings Ltd. (Qualipak) by way of a new issue and placing. Shareholders of C C Land entitled to receive distribution in specie 1 Qualipak share for every 20 C C Land shares and to participate in the preferential offer of 1 Qualipak share for every 300 C C Land shares at a price of \$1.59 per share. The shares of Qualipak would be listed on the Stock Exchange.	2011/12/29 2012/06/08
00082	VODone Ltd. (VODone)	VODone proposed a separate listing of China Mobile Games and Entertainment Group Ltd. (CMGE). Shareholders of VODone entitled to receive distribution in specie 1 CMGE ADS for every 2,000 VODone shares. The ADS of CMGE would be listed on NASDAQ Global Market.	2012/08/15 2012/09/25
06488	SBI Holdings, Inc. – DR (SBI Hldg)	SBI Hldg proposed a separate listing of SBI AXES Co., Ltd. (SBI AXES) by way of a new issue and placing. The KDRs would be listed on the KOSDAQ Market of the Korea Exchange.	2012/02/01 2012/12/17

Privatisations by major shareholder

Code	Company	Particulars	Last trading date	Delisted date
00968	Little Sheep Group Ltd.	Cash offer HK\$6.50 for each share	2012/01/12	2012/02/03
03928	Zhengzhou China Resources Gas Co. Ltd. – H Shares	Cash offer HK\$14.73 or 1.5 new China Resources Gas Group Ltd. shares for each H share	2012/01/31	2012/02/14
03938	Samling Global Ltd.	Cash offer HK\$0.76 for each share	2012/06/08	2012/06/20
01688	Alibaba.com Ltd.	Cash offer HK\$13.50 for each share	2012/06/08	2012/06/21

Change of domicile

Code	Former company	New company	Place of incorporation	Effective date
00582	Greenfield Chemical Holdings Ltd.	Greenfield Chemical Holdings Ltd.	Bermuda	2012/05/16

Companies under suspension as at the end of 2012

Code	Stock	Last closing price		Date of suspension
		(HK\$)	(Date)	
00030	ABC Communications (Holdings) Ltd.	0.490	(2012/06/29)	2012/07/03
01717	Ausnutria Dairy Corporation Ltd.	1.460	(2012/03/28)	2012/03/29
00761	Bel Global Resources Holdings Ltd.	0.143	(2011/06/30)	2011/07/04
02309	Birmingham International Holdings Ltd.	0.154	(2011/06/29)	2011/06/30
01698	Boshiwa International Holding Ltd.	1.680	(2012/03/15)	2012/03/15
00682	Chaoda Modern Agriculture (Holdings) Ltd.	1.100	(2011/09/26)	2011/09/26
00274	China Billion Resources Ltd.	0.087	(2011/06/28)	2011/06/29
00930	China Forestry Holdings Co., Ltd.	2.950	(2011/01/26)	2011/01/26
00591	China High Precision Automation Group Ltd.	1.240	(2012/08/21)	2012/08/22
01380	China Kingstone Mining Holdings Ltd.	0.275	(2012/09/17)	2012/09/17
00340	China Mining Resources Group Ltd.	0.113	(2011/10/11)	2011/10/11
01094	China Public Procurement Ltd.	0.680	(2010/07/05)	2010/07/05
00648	China Renji Medical Group Ltd.	0.060	(2010/10/18)	2010/10/18
00910	China Sandi Holdings Ltd.	0.590	(2012/11/30)	2012/12/03
00209	China Tycoon Beverage Holdings Ltd.	0.089	(2012/03/07)	2012/03/08
01007	Daqing Dairy Holdings Ltd.	1.680	(2012/03/21)	2012/03/22
00865	First Mobile Group Holdings Ltd.	0.168	(2009/11/26)	2009/11/27
00923	Fook Woo Group Holdings Ltd.	1.370	(2011/11/25)	2011/11/28
01175	FU JI Food and Catering Services Holdings Ltd.	7.600	(2009/07/28)	2009/07/29
00115	Grand Field Group Holdings Ltd.	0.120	(2009/03/26)	2009/03/27
00186	Grande Holdings Ltd., The	0.410	(2011/05/27)	2011/05/30
00946	Hontex International Holdings Co. Ltd.	2.060	(2010/03/29)	2010/03/30
00356	Incutech Investments Ltd.	0.480	(2008/06/12)	2008/06/13
01116	Mayer Holdings Ltd.	0.123	(2012/01/06)	2012/01/09
02358	Mitsumaru East Kit (Holdings) Ltd.	0.940	(2008/02/13)	2008/02/14
00462	Natural Dairy (NZ) Holdings Ltd.	2.200	(2010/09/06)	2010/09/07
02339	Norstar Founders Group Ltd.	0.730	(2009/01/19)	2009/01/19
00810	Opes Asia Development Ltd.	0.270	(2012/09/28)	2012/10/09
00334	Proview International Holdings Ltd.	0.202	(2010/08/02)	2010/08/02
00516	Pyxis Group Ltd.	0.170	(2010/07/02)	2010/07/05
03868	Qunxing Paper Holdings Co. Ltd.	2.180	(2011/03/29)	2011/03/30
00246	Real Gold Mining Ltd.	8.860	(2011/05/26)	2011/05/27
00313	Richly Field China Development Ltd.	0.088	(2012/04/24)	2012/04/24
00312	Shirble Department Store Holdings (China) Ltd.	0.720	(2012/03/29)	2012/03/29
00299	SinoCom Software Group Ltd.	1.070	(2012/07/09)	2012/07/10
00724	Sino-Tech International Holdings Ltd.	0.070	(2012/03/13)	2012/03/14
00621	Taung Gold International Ltd.	0.159	(2012/06/07)	2012/06/08
01192	Titan Petrochemicals Group Ltd.	0.246	(2012/06/18)	2012/06/19
02468	Trony Solar Holdings Co. Ltd.	0.630	(2012/06/20)	2012/06/21
00690	Uni-Bio Science Group Ltd.	0.425	(2010/03/09)	2010/03/09
00627	U-RIGHT International Holdings Ltd.	0.014	(2008/09/17)	2008/09/17
00607	Warderly International Holdings Ltd.	0.480	(2007/05/11)	2007/05/14
00739	Zhejiang Glass Co. Ltd. – H Shares	2.480	(2010/04/30)	2010/05/03
00909	Zhongda International Holdings Ltd.	0.425	(2011/09/02)	2011/09/05

Takeovers and mergers

Code	Company	Proposed date Offer closing date
01683	International Mining Machinery Holdings Ltd. Mandatory unconditional cash offer was made by Joy Global Asia Ltd., a wholly-owned subsidiary of Joy Global Inc. at a price of HK\$8.50 for each share, HK\$4.43 for each share option with an exercise HK\$4.07, HK\$1.75 for each share option with an exercise HK\$6.75	2012/01/06 2012/02/10
00448	Hang Ten Group Holdings Ltd. Voluntary conditional cash offer was made by Perfect Lead Investments Ltd. at a price of HK\$2.70 for each share	2012/01/12 2012/02/16
00997	Decca Holdings Ltd. (Name changed to Chinlink International Holdings Ltd.) Mandatory unconditional cash offer was made by Wealth Keeper International Ltd. at a price of HK\$1.65 for each share	2012/01/27 2012/02/17
00497	CSI Properties Ltd. Voluntary conditional partial cash offer for 1,375,000,000 shares was made by Earnest Equity Ltd. at a price of HK\$0.255 for each share; HK\$0.255 less the exercise price for each underlying Share of the in-the-money share options; HK\$0.001 for each underlying Share of the out-of-the-money share options	2012/01/19 2012/02/23
00288	Cosway Corporation Ltd. Voluntary unconditional cash offer was made by Cosway Corporation Berhad at a price of HK\$1.10 for each shares; HK\$1.10 for each each HK\$0.20 principal amount of ICULS; HK\$0.000005 for each share option with an exercise price of HK\$1.10	2012/02/10 2012/03/02
00830	Far East Global Group Ltd. Mandatory unconditional cash offer was made by Add Treasure Holdings Ltd., a wholly-owned subsidiary of China State Construction International Holdings Ltd. at a price of HK\$1.18 for each share, HK\$0.66 for each share option with an exercise HK\$0.52, HK\$0.53 for each share option with an exercise HK\$0.65	2012/03/02 2012/03/23
00936	Manta Holdings Co. Ltd. (Name changed to Eagle Legend Asia Ltd.) Mandatory unconditional cash offer was made by Eagle Legend International Holdings Ltd. at a price of HK\$1.90 for each share	2012/03/12 2012/04/02
01323	Newtree Group Holdings Ltd. Mandatory unconditional cash offer was made by Twin Star Global Ltd. at a price of HK\$0.524 for each share	2012/04/23 2012/05/14
00444	Sincere Watch (Hong Kong) Ltd. Mandatory unconditional cash offer was made by Be Bright Ltd. at a price of HK\$2.12 for each share	2012/05/28 2012/06/18
00978	Tonic Industries Holdings Ltd. Mandatory unconditional cash offer was made by Success Well Investments Ltd. at a price of HK\$0.50 for each share	2012/06/01 2012/06/22
00299	SinoCom Software Group Ltd. Mandatory conditional cash offer was made by SJI (Hong Kong) Ltd. at a price of HK\$1.10 for each share, HK\$0.475 for each share option with exercise price of HK\$0.625, HK\$0.001 for each share option with exercise price of HK\$1.36, HK\$0.001 for each share option with exercise price for HK\$1.3875	2012/06/11 2012/07/09
01036	Winsor Properties Holdings Ltd. Mandatory unconditional cash offer HK\$5.6197 was made by Wkland Investments Co. Ltd. at a price of for each share	2012/07/23 2012/08/13
00207	Hong Kong Parkview Group Ltd., The Mandatory unconditional cash offer was made by Achieve Bloom Ltd. at a price of HK\$0.92 for each share	2012/08/07 2012/08/28
00286	G-Prop (Holdings) Ltd. Mandatory unconditional cash offer was made by Champion Dynasty Ltd. at a price of HK\$0.28019 for each share	2012/08/13 2012/09/03
00776	JF Household Furnishings Ltd. Mandatory unconditional cash offer was made by Power Ocean Holdings Ltd. at a price of HK\$1.4907 for each share, HK\$0.01 for each warrant	2012/08/31 2012/09/21
00535	Frasers Property (China) Ltd. Mandatory unconditional cash offer was made by Famous Commercial Ltd. at a price of HK\$0.43 for each share; HK\$0.43 less the exercise price for each share option	2012/10/29 2012/11/19
00007	Karl Thomson Holdings Ltd. Mandatory unconditional cash offer was made by Triumph Energy Group Ltd. at a price of HK\$0.25 for each share	2012/11/14 2012/12/05

Share subdivisions and share consolidations

Code	Stock	Particulars	New par value (HK\$)	Effective date
00456	New City Development Group Ltd. (Formerly: New City (China) Development Ltd.)	Consolidation 4 into 1	0.0040	2012/01/13
00263	China Yunnan Tin Minerals Group Co. Ltd.	Consolidation 20 into 1	0.0100 *	2012/01/19
02336	Sunlink International Holdings Ltd.	Consolidation 20 into 1	0.0100 *	2012/01/26
01141	Poly Capital Holdings Ltd. (Formerly: Beijing Yu Sheng Tang Pharmaceutical Group Ltd.)	Consolidation 10 into 1	0.1000	2012/02/02
02312	China Financial Leasing Group Ltd.	Consolidation 20 into 1	0.2000	2012/02/20
00766	Sino Prosper State Gold Resources Holdings Ltd.	Consolidation 10 into 1	0.1000	2012/02/27
00875	Cypress Jade Agricultural Holdings Ltd. (Formerly: Ever Fortune International Holdings Ltd.)	Consolidation 8 into 1	0.0100 *	2012/02/28
00329	Dragonite International Ltd.	Consolidation 5 into 1	0.0100 *	2012/03/20
00767	Pacific Plywood Holdings Ltd.	Consolidation 10 into 1	0.0100 *	2012/03/20
00279	Freeman Financial Corporation Ltd.	Consolidation 5 into 1	0.0100 *	2012/03/21
01227	National Investments Fund Ltd.	Consolidation 10 into 1	0.0100 *	2012/03/28
00439	Climax International Co. Ltd.	Consolidation 20 into 1	0.0100 *	2012/03/29
02326	BEP International Holdings Ltd.	Consolidation 4 into 1	0.0020	2012/04/13
00993	Simson International Corporation Ltd.	Consolidation 50 into 1	0.0010 *	2012/04/13
00245	China Seven Star Shopping Ltd.	Consolidation 5 into 1	0.0100 *	2012/04/20
00136	Mascotte Holdings Ltd.	Consolidation 16 into 1	0.0100 *	2012/04/26
00764	Eternity Investment Ltd.	Consolidation 40 into 1	0.0100 *	2012/05/09
00997	Chinlink International Holdings Ltd. (Formerly: Decca Holdings Ltd.)	Split 1 into 8	0.0125	2012/05/10
01163	Dejin Resources Group Co. Ltd.	Consolidation 4 into 1	0.0100 *	2012/05/10
01139	Victory Group Ltd.	Consolidation 20 into 1	0.0010 *	2012/05/14
00009	Cheung Wo International Holdings Ltd. (Formerly: China Mandarin Holdings Ltd.)	Consolidation 10 into 1	0.0100 *	2012/05/24
01383	Sun Century Group Ltd. (Formerly: Hong Long Holdings Ltd.)	Consolidation 10 into 1	0.1000	2012/06/04
01003	21 Holdings Ltd.	Consolidation 5 into 1	0.0100 *	2012/06/18
00432	Pacific Century Premium Developments Ltd.	Consolidation 5 into 1	0.5000	2012/06/25
00279	Freeman Financial Corporation Ltd.	Consolidation 5 into 1	0.0500	2012/07/19
01076	First Natural Foods Holdings Ltd.	Consolidation 80 into 1	0.0100 *	2012/08/07
00412	Heritage International Holdings Ltd.	Consolidation 5 into 1	0.0010 *	2012/08/17
00913	Unity Investments Holdings Ltd.	Consolidation 8 into 1	0.0100 *	2012/08/20
00273	Willie International Holdings Ltd.	Consolidation 10 into 1	0.0100 *	2012/08/21
00928	Tack Fiori International Group Ltd.	Consolidation 5 into 1	0.0100 *	2012/08/23
00419	Media China Corporation Ltd.	Consolidation 2 into 1	0.2000	2012/08/24
00986	China Environmental Energy Investment Ltd.	Consolidation 50 into 1	0.0100 *	2012/09/10
00471	CMMB Vision Holdings Ltd.	Consolidation 10 into 1	0.1000	2012/09/10
00767	Pacific Plywood Holdings Ltd.	Consolidation 8 into 1	0.0800	2012/09/10
00620	UDL Holdings Ltd.	Consolidation 50 into 1	0.5000	2012/09/14
02322	Noble Century Investment Holdings Ltd. (Formerly: Sam Woo Holdings Ltd.)	Consolidation 5 into 1	0.0500	2012/09/17
01182	C Y Foundation Group Ltd.	Consolidation 10 into 1	0.0100	2012/09/18
06488	SBI Holdings, Inc. – DR	Split 1 HDR into 10 HDRs	n.a.	2012/10/03
01049	Celestial Asia Securities Holdings Ltd. (Formerly: Net2Gather (China) Holdings Ltd.)	Consolidation 10 into 1	0.1000	2012/10/08
00578	Rosan Resources Holdings Ltd. (Formerly: China CBM Group Ltd.)	Consolidation 10 into 1	0.1000 *	2012/10/11
01041	China New Energy Power Group Ltd.	Consolidation 4 into 1	USD 0.0010*	2012/10/12
00674	Culture Landmark Investment Ltd.	Consolidation 20 into 1	0.0500 *	2012/10/17
00329	Dragonite International Ltd.	Consolidation 20 into 1	0.0100 *	2012/11/01
01166	Solartech International Holdings Ltd.	Consolidation 20 into 1	0.0100 *	2012/11/15
00885	Forefront Group Ltd.	Consolidation 10 into 1	0.0010 *	2012/11/19
00402	Mongolia Investment Group Ltd.	Consolidation 5 into 1	0.2500	2012/11/20
00616	Easyknit Enterprises Holdings Ltd.	Consolidation 20 into 1	0.0100 *	2012/12/11
00162	Century Ginwa Retail Holdings Ltd.	Consolidation 4 into 1	0.1000 *	2012/12/13
00145	Hong Kong Building and Loan Agency Ltd., The	Consolidation 10 into 1	0.1000 *	2012/12/20

* New par value after capital reorganisation

Bonus issues/bonus warrants

Code	Stock	Particulars	Ex-date
00456	New City Development Group Ltd.	2 for 1	2012/01/16
01141	Poly Capital Holdings Ltd.	1 2014 wt for 5 rts shs	2012/02/03
00901	Radford Capital Investment Ltd.	1 2014 wt for 4 rts shs	2012/02/15
00131	Cheuk Nang (Holdings) Ltd.	1 2013 wt for 25	2012/03/29
00439	Climax International Co. Ltd.	5 for 7	2012/03/30
00582	Greenfield Chemical Holdings Ltd.	11 for 1 offer share	2012/03/30
00867	China Medical System Holdings Ltd.	1 for 2	2012/04/27
00082	VODone Ltd.	1 for 10	2012/05/02
01198	Royale Furniture Holdings Ltd.	1 for 8	2012/05/22
00432	Pacific Century Premium Developments Ltd.	4 for 1 (with option to elect to receive Convertible Notes in lieu of Bonus Shares)	2012/05/28
00750	China Singyes Solar Technologies Holdings Ltd.	2 for 10	2012/05/29
00122	Crocodile Garments Ltd.	1 for 2	2012/05/29
00081	China Overseas Grand Oceans Group Ltd.	1 for 2	2012/06/01
00988	Loudong General Nice Resources (China) Holdings Ltd.	2 for 10	2012/06/04
01628	Yuzhou Properties Co. Ltd.	2 for 10	2012/06/05
00003	Hong Kong and China Gas Co. Ltd., The	1 for 10	2012/06/07
00568	Shandong Molong Petroleum Machinery Co. Ltd. – H Shares	10 for 10	2012/06/07
02338	Weichai Power Co. Ltd. – H Shares	2 for 10	2012/08/02
00886	Silver Base Group Holdings Ltd.	1 for 40	2012/08/22
00084	Stelux Holdings International Ltd.	1 for 10	2012/08/27
01050	Karrie International Holdings Ltd.	1 for 1	2012/08/28
00767	Pacific Plywood Holdings Ltd.	5 for 1 rts sh	2012/09/11
00065	DeTeam Co. Ltd.	2 for 10	2012/09/21
00936	Eagle Legend Asia Ltd.	3 for 1	2012/09/24
02005	Lijun International Pharmaceutical (Holding) Co. Ltd.	1 for 5	2012/09/24
00901	Radford Capital Investment Ltd.	1 for 4	2012/10/05
01366	Jiangnan Group Ltd.	1 for 1	2012/11/02
00326	China Star Entertainment Ltd.	2 for 1 (with option to receive Bonus Convertible Bonds in lieu of all or part of the Bonus shs)	2012/12/03
02882	Hong Kong Resources Holdings Co. Ltd.	1 bonus wt for 4 rts shs	2012/12/27

Rights issues/open offers

Code	Stock	Particulars	Funds raised (HK\$mil)	Ex-date payment date
00487	Success Universe Group Ltd.	Rts 2 for 3 @\$0.19	308.94	2011/12/13 2012/01/09
00552	China Communications Services Corporation Ltd. – H Shares	Rts 2 H shares for 10 H shares @\$3.19	1,271.44	2012/01/06 2012/02/01
02366	Qin Jia Yuan Media Services Co. Ltd.	Rts 4 for 1 @\$0.08	299.41	2012/01/10 2012/02/03
00456	New City Development Group Ltd. (Formerly: New City (China) Development Ltd.)	Open offer 23 for 3 @\$0.12 (after consolidation 4 into 1)	62.50	2012/01/16 2012/02/08
00260	China Environmental Investment Holdings Ltd. (Formerly: Sino Gas Group Ltd.)	Open offer 1 for 2 @\$0.20	243.59	2012/01/16 2012/02/15
02336	Sunlink International Holdings Ltd.	Open offer 2 for 1 @\$0.20 (after consolidation 20 into 1)	37.30	2012/01/27 2012/02/17
00913	Unity Investments Holdings Ltd.	Rts 2 for 1 @\$0.10	86.24	2012/01/27 2012/02/22
00242	Shun Tak Holdings Ltd.	Rts 3 for 8 @\$2.02	1,645.50	2012/02/06 2012/02/27
01141	Poly Capital Holdings Ltd. (Formerly: Beijing Yu Sheng Tang Pharmaceutical Group Ltd.)	Rts 5 for 1 @\$0.13 with bonus 1 2014 wts for 5 rts shs (after consolidation 10 into 1)	321.24	2012/02/03 2012/03/01
00629	Yue Da Mining Holdings Ltd.	Open offer 1 for 3 @\$0.50	114.46	2012/02/13 2012/03/07
00901	Radford Capital Investment Ltd.	Rts 4 for 1 @\$0.15 with bonus 1 2014 wt for 4 rts shs	128.80	2012/02/15 2012/03/09
00332	Ngai Lik Industrial Holdings Ltd.	Open offer 2 for 7 @\$0.441	99.92	2012/02/17 2012/03/14
00283	Goldin Properties Holdings Ltd.	Rts 1 for 2 @\$2.16	1,588.87	2012/02/22 2012/03/16
00934	Sinopec Kantons Holdings Ltd.	Rts 1 for 1 @\$3.37	3,494.12	2012/02/27 2012/03/16
00197	Heng Tai Consumables Group Ltd.	Open offer 1 for 2 @\$0.20	363.69	2012/03/06 2012/03/29
01174	Pacific Andes International Holdings Ltd.	Rts 1 for 2 @\$0.49	771.27	2012/03/12 2012/03/30
00329	Dragonite International Ltd.	Rts 2 for 1 @\$0.10 (after consolidation 5 into 1)	108.69	2012/03/22 2012/04/23
02088	Xiwang Sugar Holdings Co. Ltd.	Open offer 9 convertible preference shs for 10 @\$1.18	1,071.10*	2012/03/29 2012/04/24
00439	Climax International Co. Ltd.	Open offer 8 for 1 @\$0.10 (after consolidation 20 into 1)	45.95	2012/03/30 2012/04/25
00582	Greenfield Chemical Holdings Ltd.	Open offer 1 for 2 @\$0.75 with bonus 11 for 1 offer share	102.32	2012/03/30 2012/04/26
03933	United Laboratories International Holdings Ltd., The	Rts 1 for 4 @\$2.21	719.08	2012/04/03 2012/04/30
00279	Freeman Financial Corporation Ltd.	Rts 2 for 1 @\$0.10	245.11	2012/04/10 2012/05/04
02326	BEP International Holdings Ltd.	Open offer 1 for 2 @\$0.192 (after consolidation 4 into 1)	116.45	2012/04/17 2012/05/09
00495	Paladin Ltd.	Open offer 2 for 5 @\$0.155	33.30	2012/05/25 2012/05/14
01139	Victory Group Ltd.	Open offer 110 for 1 @\$0.13 (after consolidation 20 into 1)	110.68	2012/05/15 2012/06/01
01207	SRE Group Ltd.	Rts 1 for 7 @\$0.30	212.43	2012/05/11 2012/06/04
01125	Lai Fung Holdings Ltd.	Open offer 1 for 1 @\$0.125	1,005.99	2012/05/15 2012/06/05
02312	China Financial Leasing Group Ltd.	Open offer 1 for 2 @\$0.20	29.57	2012/05/24 2012/06/15
00009	Cheung Wo International Holdings Ltd. (Formerly: China Mandarin Holdings Ltd.)	Open offer 1 for 1 @\$0.538 (after consolidation 10 into 1)	184.71	2012/05/28 2012/06/19
00059	Skyfame Realty (Holdings) Ltd.	Rts 1 for 2 @\$0.50	369.42	2012/05/28 2012/06/20
02320	Hop Fung Group Holdings Ltd.	Rts 1 for 2 @\$0.18	43.46	2012/06/06 2012/06/27
00362	China Zenith Chemical Group Ltd.	Open offer 2 for 1 @\$0.15	223.69	2012/06/19 2012/07/11
00692	Bao Yuan Holdings Ltd.	Open offer 7 for 2 @\$0.12	204.09	2012/07/04 2012/07/25
01428	Bright Smart Securities & Commodities Group Ltd.	Rts 1 for 2 @\$0.55	187.78	2012/07/09 2012/07/31
00399	United Gene High-Tech Group Ltd.	Rts 3 for 10 @\$0.022	80.29	2012/06/29 2012/08/01
00245	China Seven Star Shopping Ltd.	Open offer 1 for 2 @\$0.05	36.64	2012/07/11 2012/08/09
01076	First Natural Foods Holdings Ltd.	Open offer 7 for 1 @\$0.5622 (after consolidation 80 into 1)	58.34	2012/08/08 2012/08/24
00736	China Properties Investment Holdings Ltd.	Rts 1 for 2 @\$0.068	10.02	2012/08/23 2012/09/14
00616	Easyknit Enterprises Holdings Ltd.	Rts 1 for 2 @\$0.077	29.37	2012/09/04 2012/09/25
01037	Daiwa Associate Holdings Ltd.	Rts 1 for 4 @\$0.20	15.77	2012/09/06 2012/09/26
00767	Pacific Plywood Holdings Ltd.	Rts 2 for 1 @\$0.56 with bonus 5 for 1 rts sh (after consolidation 8 into 1)	191.75	2012/09/11 2012/10/08

Rights issues/open offers (continued)

Code	Stock	Particulars	Funds raised (HK\$mil)	Ex-date payment date
00620	UDL Holdings Ltd.	Rts 1 for 3 @\$0.70	47.65	2012/09/17
		(after consolidation 50 into 1)		2012/10/09
03813	Pou Sheng International (Holdings) Ltd.	Rts 1 for 4 @\$0.491	523.70	2012/11/12
				2012/10/31
00330	Esprit Holdings Ltd.	Rts 1 for 2 @\$8.00	5,168.70	2012/10/29
				2012/11/19
01182	C Y Foundation Group Ltd.	Open offer 1 for 2 @\$0.10	34.84	2012/11/01
				2012/11/23
00928	Tack Fiori International Group Ltd.	Rts 1 for 2 @\$0.25	79.55	2012/11/09
				2012/11/30
00530	Goldin Financial Holdings Ltd.	Rts 11 for 10 @\$1.07	3,909.20	2012/11/09
				2012/12/04
01198	Royale Furniture Holdings Ltd.	Open offer 1 for 2 @\$0.51	197.43	2012/11/13
				2012/12/06
00757	Solargiga Energy Holdings Ltd.	Open offer 1 for 9 @\$0.375	93.42	2012/11/19
				2012/12/10
00606	China Agri-Industries Holdings Ltd.	Rts 3 for 10 @\$3.39	4,107.02	2012/11/26
				2012/12/17
00273	Willie International Holdings Ltd.	Rts 1 for 2 @\$1.05	43.91	2012/11/28
				2012/12/19
02000	SIM Technology Group Ltd.	Rts 1 for 2 @\$0.20	170.50	2012/11/27
				2012/12/21
Total			29,578.11	

* Figures are excluded from the total of fund raised.
Notes: Figures may not add up to total due to rounding.

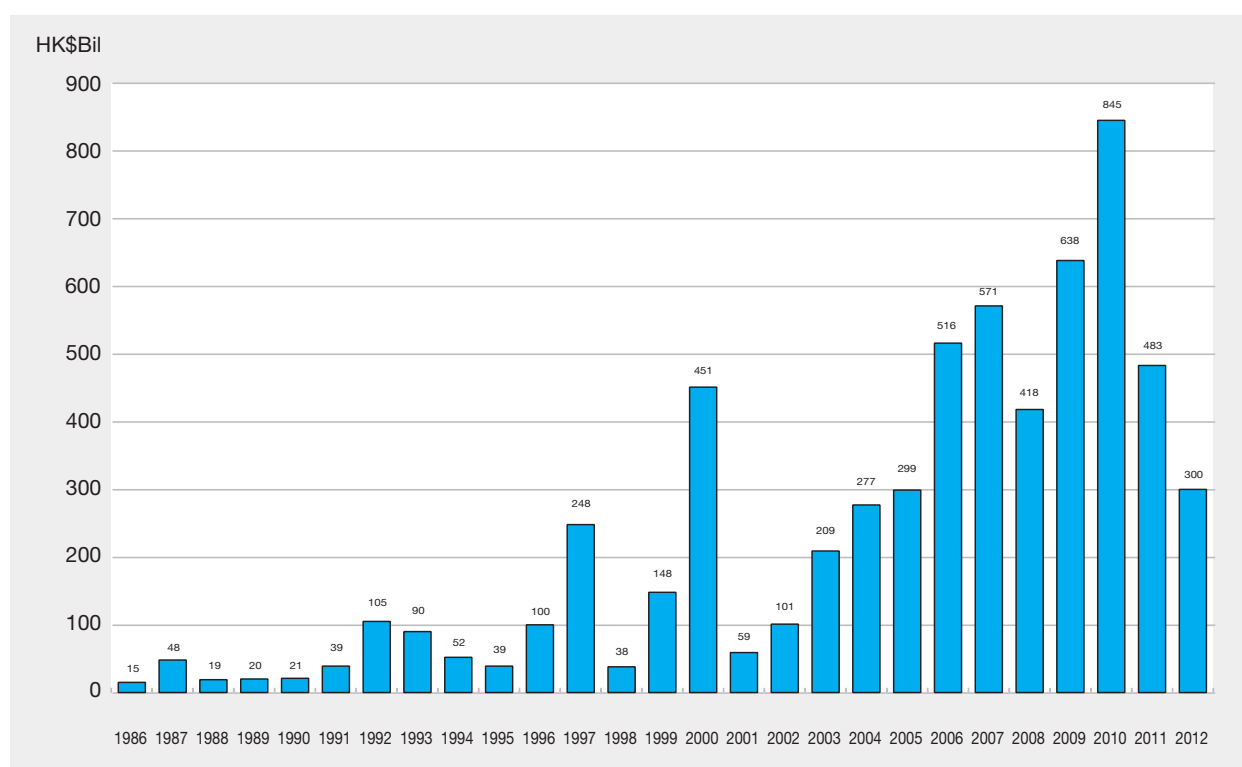
Placings (continued)

Code	Company	New shares placed	Placing price (HK\$)	Funds raised (HK\$ mil)	Allotment date
01278	China New Town Development Co. Ltd.	585,000,000	0.3500	204.75	2012/07/13
00689	EPI (Holdings) Ltd.	110,000,000	0.1550	17.05	2012/07/17
00720	Wo Kee Hong (Holdings) Ltd. (Name changed to Auto Italia Holdings Ltd.)	491,783,710	0.1500	73.77	2012/07/20
03311	China State Construction International Holdings Ltd.	300,000,000	7.5700	2,271.00	2012/07/25
01063	Suncorp Technologies Ltd.	31,320,000	0.1790	5.61	2012/07/27
00875	Cypress Jade Agricultural Holdings Ltd.	58,360,000	0.2050	11.96	2012/07/30
00702	Sino Oil and Gas Holdings Ltd.	200,000,000	0.1500	30.00	2012/07/30
00616	Easyknit Enterprises Holdings Ltd.	114,700,000	0.1060	12.16	2012/07/31
00988	Loudong General Nice Resources (China) Holdings Ltd.	60,000,000	0.3800	22.80	2012/08/01
03900	Greentown China Holdings Ltd.	162,113,714	5.2000	842.99	2012/08/02
01038	Cheung Kong Infrastructure Holdings Ltd.	50,000,000	46.1500	2,307.50	2012/08/03
00705	CVM Minerals Ltd.	835,000,000	0.0500	41.75	2012/08/08
02323	Topsearch International (Holdings) Ltd.	93,400,000	0.1020	9.55	2012/08/08
01102	Enviro Energy International Holdings Ltd.	154,000,000	0.1520	23.41	2012/08/10
00202	Interchina Holdings Co. Ltd.	854,000,000	0.3400	290.36	2012/08/14
03989	New Environmental Energy Holdings Ltd.	127,244,000	0.3900	49.63	2012/08/14
01129	China Water Industry Group Ltd.	82,000,000	0.5000	41.00	2012/08/15
03328	Bank of Communications Co., Ltd. – H Shares	5,835,310,438	5.6300	32,852.80	2012/08/24
01051	G-Resources Group Ltd.	2,041,287,000	0.3800	775.69	2012/08/24
02380	China Power International Development Ltd.	443,248,000	2.1000	930.82	2012/08/29
00721	China Financial International Investments Ltd.	240,000,000	0.4500	108.00	2012/08/31
00969	Hua Lien International (Holding) Co. Ltd.	800,000,000	0.6000	480.00	2012/09/03
01076	First Natural Foods Holdings Ltd.	266,830,850	0.5622	150.01	2012/09/04
02324	Capital VC Ltd.	84,000,000	0.1130	9.49	2012/09/04
01228	Superb Summit International Timber Co. Ltd. (Name changed to Superb Summit International Group Ltd.)	70,000,000	0.1450	10.15	2012/09/07
00257	China Everbright International Ltd.	350,000,000	3.5800	1,253.00	2012/09/07
00412	Heritage International Holdings Ltd.	312,417,159	0.2600	81.23	2012/09/10
02371	China Oriental Culture Group Ltd.	20,000,000	0.1800	3.60	2012/09/11
03303	Jutal Offshore Oil Services Ltd.	6,000,000	0.6000	3.60	2012/09/25
00960	Longfor Properties Co. Ltd.	260,000,000	11.8800	3,088.80	2012/09/25
00544	Daido Group Ltd.	345,000,000	0.1350	46.58	2012/10/03
00295	Kong Sun Holdings Ltd.	750,000,000	0.0700	52.50	2012/10/12
00850	PetroAsian Energy Holdings Ltd.	312,500,000	0.1600	50.00	2012/10/12
00986	China Environmental Energy Investment Ltd.	8,100,000	0.5700	4.62	2012/10/19
00906	CPMC Holdings Ltd.	166,000,000	5.5100	914.66	2012/10/24
00223	Sino Resources Group Ltd.	174,000,000	0.1150	20.01	2012/10/25
01082	Modern Education Group Ltd.	80,000,000	0.4200	33.60	2012/10/26
00737	Hopewell Highway Infrastructure Ltd.	120,000,000	3.9940	479.28	2012/10/29
00497	CSI Properties Ltd.	1,212,200,000	0.3350	406.09	2012/10/30
03989	New Environmental Energy Holdings Ltd.	183,132,000	0.4500	82.41	2012/10/31
00007	Karl Thomson Holdings Ltd.	820,000,000	0.2500	205.00	2012/11/09
00166	New Times Energy Corporation Ltd.	103,954,000	0.9000	93.56	2012/11/14
02601	China Pacific Insurance (Group) Co., Ltd. – H Shares	462,000,000	22.5000	10,395.00	2012/11/14
00136	Mascotte Holdings Ltd.	68,501,684	0.1700	11.65	2012/11/15
02322	Noble Century Investment Holdings Ltd.	120,000,000	0.2500	30.00	2012/11/16
01163	Dejin Resources Group Co. Ltd.	570,000,000	0.0650	37.05	2012/11/16
00913	Unity Investments Holdings Ltd.	32,339,200	0.5500	17.79	2012/11/26
00479	CIL Holdings Ltd.	50,000,000	0.4000	20.00	2012/11/29
01193	China Resources Gas Group Ltd.	160,000,000	16.9500	2,712.00	2012/11/30
00703	Future Bright Holdings Ltd.	75,000,000	1.2000	90.00	2012/11/30
00388	Hong Kong Exchanges and Clearing Ltd.	65,705,000	118.0000	7,753.19	2012/12/07
03828	Ming Fai International Holdings Ltd.	45,585,550	1.0000	45.59	2012/12/07
01166	Solartech International Holdings Ltd.	17,650,000	0.3750	6.62	2012/12/10
00897	Wai Yuen Tong Medicine Holdings Ltd.	250,000,000	0.1250	31.25	2012/12/11
01251	SPT Energy Group Inc.	190,000,000	2.9000	551.00	2012/12/11
00023	Bank of East Asia, Ltd., The	111,572,600	29.5900	3,301.43	2012/12/12
00922	China Boon Holdings Ltd.	400,000,000	0.1000	40.00	2012/12/13
00346	Yanchang Petroleum International Ltd.	1,300,000,000	0.5100	663.00	2012/12/17
01142	Siberian Mining Group Co. Ltd.	70,000,000	0.2500	17.50	2012/12/17
01002	V.S. International Group Ltd.	115,000,000	0.1680	19.32	2012/12/18
00002	CLP Holdings Ltd.	120,307,170	63.2500	7,609.43	2012/12/20
00916	China Longyuan Power Group Corporation Ltd. – H Shares	572,100,000	5.0800	2,906.27	2012/12/21
00712	Comtec Solar Systems Group Ltd.	50,000,000	1.1500	57.50	2012/12/24
01129	China Water Industry Group Ltd.	138,000,000	0.5100	70.38	2012/12/27
Total				134,634.33	

Funds raised by classification, 2003 – 2012

Type	Listing method	2003	2004	2005	2006	2007	2008	2009	2010	2011	2012
Equities	Offer for subscription	14.53	21.55	18.60	48.03	88.56	9.53	51.08	41.63	16.23	6.66
	Offer for sale	5.17	21.71	6.82	33.26	33.69	7.69	21.41	175.23	46.43	1.30
	Offer for placing	37.37	51.21	139.57	250.79	168.20	48.54	175.38	231.97	195.80	80.96
	Placing	16.30	45.96	62.26	110.68	152.92	54.23	140.59	130.96	62.99	134.63
	Rights issue	2.27	7.09	9.54	8.26	22.44	45.12	168.41	176.06	57.98	26.18
	Open offer	0.51	1.00	0.89	2.21	7.31	2.48	8.90	5.80	5.87	3.40
	Consideration issue	125.72	114.46	44.25	36.33	70.16	239.71	62.13	67.12	77.03	21.68
	Warrants exercised	1.13	1.21	1.45	5.35	10.18	2.25	2.02	2.12	11.86	1.82
	Share option scheme	6.12	12.33	15.29	21.10	17.62	8.63	7.80	14.60	8.65	23.60
	Equities funds raised		209.12	276.52	298.66	516.03	571.08	418.19	637.73	845.49	482.83
Debt securities		43.47	105.40	60.86	64.88	58.13	41.58	47.38	143.94	152.49	341.24
Unit trusts/Mutual funds		0.29	6.80	35.18	9.01	8.42	–	–	–	12.51	5.28
Derivative warrants – premium		63.88	139.43	154.80	247.78	791.31	555.89	263.29	328.11	273.30	174.16
Equity warrants – premium		0.08	0.05	0.13	–	0.13	0.03	–	0.03	0.03	–
Equity linked instruments – premium		0.70	1.52	–	–	–	–	–	–	–	–
Callable bull/bear contracts – premium		–	–	–	4.08	31.48	443.30	519.33	360.05	310.70	349.42

Equity funds raised, 1986 – 2012



Funds raised by Mainland enterprises H shares, 2003 – 2012

		HK\$ bil										
Type	Listing method	2003	2004	2005	2006	2007	2008	2009	2010	2011	2012	
Equities	Offer for subscription	12.09	9.57	11.30	38.07	19.33	5.43	21.02	9.59	1.91	5.12	
	Offer for sale	4.55	3.19	3.36	25.46	–	–	4.18	–	0.02	–	
	Offer for placing	29.62	27.26	122.52	226.50	55.44	24.06	88.98	128.87	49.97	58.71	
	Placing	0.59	19.23	21.49	13.80	7.84	4.61	7.55	11.96	25.44	58.58	
	Rights issue	–	–	–	–	3.12	–	–	125.07	11.85	1.27	
	Open offer	–	–	–	–	–	–	–	–	–	–	
	Consideration issue	–	–	–	–	–	–	–	15.39	–	–	
	Warrants exercised	–	–	–	–	–	–	–	–	–	–	
	Share option scheme	–	–	–	–	–	0.01	–	–	–	–	
	Equities funds raised		46.84	59.25	158.68	303.82	85.73	34.11	121.73	290.88	89.19	123.67

Funds raised by Red Chip stocks, 2003 – 2012

		HK\$ bil										
Type	Listing method	2003	2004	2005	2006	2007	2008	2009	2010	2011	2012	
Equities	Offer for subscription	0.77	3.98	0.38	1.20	14.49	–	3.09	2.46	0.51	0.01	
	Offer for sale	–	1.72	–	0.19	8.22	–	–	–	–	–	
	Offer for placing	2.19	8.84	0.66	1.38	26.88	–	4.92	3.84	5.39	1.95	
	Placing	0.69	6.11	0.30	22.61	30.90	7.63	33.69	20.55	5.06	24.02	
	Rights issue	–	–	0.24	0.61	2.73	6.39	11.34	–	6.21	7.60	
	Open offer	0.07	–	–	0.59	2.72	–	2.51	3.84	3.54	0.11	
	Consideration issue	0.15	2.96	15.68	12.90	15.93	206.36	21.18	23.46	39.28	4.58	
	Warrants exercised	0.01	0.07	0.21	3.18	7.59	1.51	0.18	0.10	–	–	
	Share option scheme	1.01	2.67	4.92	8.12	5.51	1.91	1.09	1.18	0.79	1.74	
	Equities funds raised		4.89	26.37	22.39	50.77	114.97	223.80	78.01	55.42	60.78	40.01

Newly listed equity warrants

Code	Warrant	Subscription price per unit (HK\$)	Subscription period	Initial issued amount (HK\$)	Listing date
00649	Poly Capital Holdings Ltd. Warrants 2014	0.100	2012/03/09–2014/03/07	49,421,757	2012/03/13
01067	Cheuk Nang (Holdings) Ltd. Warrants 2013	2.100	2012/04/20–2013/04/20	34,780,026	2012/04/23
01307	Radford Capital Investment Ltd. Warrants 2014	0.050	2012/04/30–2014/04/29	10,733,204	2012/05/02

List of expired equity warrants, 2012

Code	Warrant	Last trading date	Delisted date
00932	China Solar Energy Holdings Ltd. Warrants 2012	2012/02/06	2012/02/10
00972	China Star Entertainment Ltd. Warrants Jun 2012	2012/06/11	2012/06/15
00965	Playmates Toys Ltd. Warrants 2012	2012/07/31	2012/08/06
01257	Simsen International Corporation Ltd. Warrants 2012	2012/08/16	2012/08/22
00971	Kingboard Chemical Holdings Ltd. Warrants 2012	2012/10/26	2012/11/01
01056	China Star Entertainment Ltd. Warrants Dec 2012	2012/12/20	2012/12/31

Market value and trading for equity warrants, 2008 – 2012

Year/Month	Number*	Market value* (HK\$ mil.)	Turnover value (HK\$ mil.)	(%) of market total
2008	34	548.52	1,130.25	0.01
2009	25	1,103.37	524.07	0.00
2010	22	2,049.41	1,790.05	0.01
2011	13	602.75	923.93	0.01
2012	10	521.90	79.45	0.00
2012 Jan	13	499.63	3.93	0.00
Feb	12	538.75	7.42	0.00
Mar	13	404.92	16.91	0.00
Apr	14	410.95	5.04	0.00
May	15	361.95	3.84	0.00
Jun	14	378.29	13.88	0.00
Jul	14	389.04	2.46	0.00
Aug	12	338.55	4.04	0.00
Sep	12	335.18	3.87	0.00
Oct	12	371.98	5.49	0.00
Nov	11	401.72	4.15	0.00
Dec	10	521.90	8.42	0.00

* Month-end or year-end figures.

Newly listed derivative warrants

Code	Issuer	Name of issue	Issue prices (HK\$)	Strike level/ Subscription price (HK\$) per 10 units	Subscription/ exercise period	Unit issued on initial listing	Listing date
16126	Goldman Sachs SP (Asia)	Belle Int'l European Wts Aug 2012	0.150	16.180	2012/08/20	120,000,000	2012/01/03
16123	Goldman Sachs SP (Asia)	BYD European Warrants Nov 2012	0.259	20.000	2012/11/19	120,000,000	2012/01/03
16124	Goldman Sachs SP (Asia)	CITIC Pacific Euro Wts Jun 2012	0.157	16.880	2012/06/28	100,000,000	2012/01/03
16127	Goldman Sachs SP (Asia)	China Life Euro Wts Jun 2012 A	0.180	19.380	2012/06/21	150,000,000	2012/01/03
16125	Goldman Sachs SP (Asia)	HKEx European Warrants Nov 2012	0.153	141.08 per 100 units	2012/11/23	120,000,000	2012/01/03
16122	J P Morgan SP BV	Agricultural Bk Euro Warrants Aug 2012	0.250	3.88 per unit	2012/08/01	200,000,000	2012/01/03
16121	J P Morgan Int'l Der. Ltd.	CC Bank European Wts Oct 2012	0.260	6.28 per unit	2012/10/03	200,000,000	2012/01/03
16120	J P Morgan SP BV	Ch Rongsheng European Warrants Oct 2012	0.250	2.88 per unit	2012/10/03	80,000,000	2012/01/03
16138	Standard Chartered Bank	China Mobile Euro Wts Apr 2012	0.200	80.000	2012/04/23	100,000,000	2012/01/03
16136	Standard Chartered Bank	China Overseas Euro Wt Oct 2012	0.250	15.600	2012/10/31	200,000,000	2012/01/03
16137	Standard Chartered Bank	CC Bank European Wts Jul 2012 A	0.350	5.98 per unit	2012/07/05	100,000,000	2012/01/03
16139	Standard Chartered Bank	CNBM European Warrants Jul 2012	0.150	10.680	2012/07/23	200,000,000	2012/01/03
16132	UBS AG	Agricultural Bank European Warrants Jul 2012	0.400	3.40 per unit	2012/07/10	100,000,000	2012/01/03
16131	UBS AG	Alibaba European Warrants May 2013	0.200	8.890	2013/05/27	100,000,000	2012/01/03
16134	UBS AG	China Mobile European Warrants Jul 2012	0.280	80.000	2012/07/10	200,000,000	2012/01/03
16135	UBS AG	China Tel European Warrants Jul 2012	0.250	4.88 per unit	2012/07/10	100,000,000	2012/01/03
16129	UBS AG	China Life European Warrants Jul 2012 D	0.250	18.380	2012/07/10	300,000,000	2012/01/03
16133	UBS AG	China Shenhua European Warrants Jul 2012	0.290	38.880	2012/07/10	100,000,000	2012/01/03
16140	UBS AG	KECL European Warrants Jun 2013	0.250	13.000	2013/06/25	100,000,000	2012/01/03
16130	UBS AG	Ping An European Warrants Jul 2012	0.500	58.880	2012/07/10	100,000,000	2012/01/03
16128	UBS AG	Zijin Mining European Warrants Jul 2012	0.390	3.50 per unit	2012/07/10	100,000,000	2012/01/03
15174 #	UBS AG	A50 China European Warrants Jul 2012 A	0.039	11.700	2012/07/18	300,000,000	2012/01/03
16151	Credit Suisse AG	Yanzhou Coal European Warrants Apr 2012	0.150	18.900	2012/04/10	100,000,000	2012/01/04
16142	Goldman Sachs SP (Asia)	Anhui Conch European Wts Dec 2012	0.277	26.880	2012/12/03	100,000,000	2012/01/04
16143	Goldman Sachs SP (Asia)	CM Bank European Wts Sep 2012	0.152	18.180	2012/09/24	120,000,000	2012/01/04
16144	Goldman Sachs SP (Asia)	Kerry Ppt European Wts Nov 2012	0.253	30.000	2012/11/26	120,000,000	2012/01/04
16141	Goldman Sachs SP (Asia)	Sands China European Wts Dec 2012	0.314	23.880	2012/12/10	100,000,000	2012/01/04
16148	J P Morgan SP BV	CHALCO European Warrants Dec 2012	0.278	4.88 per unit	2012/12/03	100,000,000	2012/01/04
16156	J P Morgan SP BV	CNBM European Warrants Dec 2012	0.250	10.000	2012/12/31	200,000,000	2012/01/04
16147	J P Morgan SP BV	Ch Ship Dev European Warrants Dec 2012	0.278	6.88 per unit	2012/12/03	80,000,000	2012/01/04
16149	J P Morgan SP BV	R&F Ppt European Warrants Dec 2014	0.250	7.880	2014/12/01	200,000,000	2012/01/04
16150	J P Morgan SP BV	Poly HK Inv European Warrants Dec 2012	0.250	4.88 per unit	2012/12/03	80,000,000	2012/01/04
16146	SGA Societe Generale Acceptance N.V.	AIA Euro Wt Jun 2012	0.150	26.880	2012/06/06	200,000,000	2012/01/04
16152	SGA Societe Generale Acceptance N.V.	Ch Mob Eu Wt Jun 2012	0.320	79.400	2012/06/25	300,000,000	2012/01/04
16153	SGA Societe Generale Acceptance N.V.	HSBC Eu Wt Jun 2012	0.390	63.880	2012/06/25	300,000,000	2012/01/04
16154	SGA Societe Generale Acceptance N.V.	HSI Eu Put Wt Jun 2012	0.160	17,400 per 8,000 units	2012/06/28	300,000,000	2012/01/04
16155	SGA Societe Generale Acceptance N.V.	HSI Eu Put Wt May 12 B	0.210	19,500 per 10,000 units	2012/05/30	300,000,000	2012/01/04
16145	SGA Societe Generale Acceptance N.V.	JIANG Eu Wts Jun 2012	0.190	20.280	2012/06/13	100,000,000	2012/01/04
16160	UBS AG	BOCL European Warrants May 2012 A	0.150	3.51 per unit	2012/05/23	100,000,000	2012/01/04
16157	UBS AG	China Coal European Warrants Aug 2012	0.150	8.990	2012/08/01	100,000,000	2012/01/04
16159	UBS AG	China National Building European Warrants Jul 2012	0.150	10.690	2012/07/23	100,000,000	2012/01/04
16158	UBS AG	Zijin Mining European Warrants Nov 2012	0.250	5 per unit	2012/11/26	100,000,000	2012/01/04
10148	BNP Paribas Arbit Issu B.V.	AUD/USD European Wts Dec 2012	0.250	1.12 per 1 units	2012/12/12	100,000,000	2012/01/05

Newly listed derivative warrants (continued)

Code	Issuer	Name of issue	Issue prices (HK\$)	Strike level/ Subscription price (HK\$) per 10 units	Subscription/ exercise period	Unit issued on initial listing	Listing date
10147	BNP Paribas Arbit Issu B.V.	AUD/USD Euro Put Wts Dec 2012	0.250	0.80 per 1 units	2012/12/12	100,000,000	2012/01/05
16173	BNP Paribas Arbit Issu B.V.	BankComm Euro Wts Oct 2012	0.570	6.60 per unit	2012/10/04	56,000,000	2012/01/05
16171	BNP Paribas Arbit Issu B.V.	Ch Oilfield Euro Wts Aug 2013	0.300	14.800	2013/08/02	100,000,000	2012/01/05
16193	BNP Paribas Arbit Issu B.V.	CITIC Pacific Eu Wt Jan 2013	0.190	16.000	2013/01/03	90,000,000	2012/01/05
16169	BNP Paribas Arbit Issu B.V.	CPIC European Wts Oct 2012	0.310	26.000	2012/10/04	100,000,000	2012/01/05
16175	BNP Paribas Arbit Issu B.V.	CQRC Bank Euro Wts Nov 2012	0.670	4.88 per unit	2012/11/02	30,000,000	2012/01/05
16170	BNP Paribas Arbit Issu B.V.	Ch Ship Cont Euro Wt Oct 2012	0.300	1.98 per unit	2012/10/04	67,000,000	2012/01/05
10150	BNP Paribas Arbit Issu B.V.	EUR/USD European Wts Dec 2012	0.250	1.52 per 1 units	2012/12/12	100,000,000	2012/01/05
10149	BNP Paribas Arbit Issu B.V.	EUR/USD Euro Put Wts Dec 2012	0.250	1.08 per 1 units	2012/12/12	100,000,000	2012/01/05
16192	BNP Paribas Arbit Issu B.V.	A50 China Euro Wts Dec 2012	0.150	9.990	2012/12/04	100,000,000	2012/01/05
16176	BNP Paribas Arbit Issu B.V.	GCL-Poly Euro Wts Oct 2012	0.420	2.60 per unit	2012/10/04	100,000,000	2012/01/05
16187	BNP Paribas Arbit Issu B.V.	ICBC European Wts Dec 2012	0.370	6.28 per unit	2012/12/04	200,000,000	2012/01/05
16174	BNP Paribas Arbit Issu B.V.	Lonking European Wts Oct 2012	0.380	3 per unit	2012/10/04	30,000,000	2012/01/05
16172	BNP Paribas Arbit Issu B.V.	Stanchart Euro Wts Jul 2013	0.250	195 per 100 units	2013/07/03	78,000,000	2012/01/05
10152	BNP Paribas Arbit Issu B.V.	USD/YEN Euro Warrants Sep 2012	0.250	82 per 1 units	2012/09/12	100,000,000	2012/01/05
10151	BNP Paribas Arbit Issu B.V.	USD/YEN Euro Put Wts Sep 2012	0.250	77 per 1 units	2012/09/12	100,000,000	2012/01/05
16168	BNP Paribas Arbit Issu B.V.	Weichai Power Euro Wt Jan 2013	0.550	44.800	2013/01/03	59,000,000	2012/01/05
16180	Credit Suisse AG	HSI European Put Warrants May 2012	0.160	18,100 per 8,000 units	2012/05/30	400,000,000	2012/01/05
16177	Credit Suisse AG	HSI European Warrants Apr 2012 D	0.170	17,900 per 9,000 units	2012/04/27	400,000,000	2012/01/05
16178	Credit Suisse AG	HSI European Warrants May 2012 A	0.150	18,400 per 10,800 units	2012/05/30	400,000,000	2012/01/05
16179	Credit Suisse AG	HSI European Put Warrants Apr 2012 E	0.180	19,000 per 8,000 units	2012/04/27	400,000,000	2012/01/05
16164	Goldman Sachs SP (Asia)	Ch Comm Cons European Wts Dec 2013	0.161	6.890	2013/12/23	120,000,000	2012/01/05
16163	Goldman Sachs SP (Asia)	Cathay Pacific Euro Wts Apr 2013	0.259	14.380	2013/04/29	120,000,000	2012/01/05
16162	Goldman Sachs SP (Asia)	Wharf European Warrants Nov 2012	0.325	42.880	2012/11/19	100,000,000	2012/01/05
16190	Macquarie Bank Ltd.	China Mobile European Wts Aug 2012	0.481	78.080	2012/08/02	200,000,000	2012/01/05
16191	Macquarie Bank Ltd.	China Mobile Euro Put Wts Aug 2012	0.320	65.000	2012/08/02	200,000,000	2012/01/05
16189	CC Rabobank B.A.	Agile Ppt European Warrants Jun 2013	0.250	7.500	2013/06/27	100,000,000	2012/01/05
16186	CC Rabobank B.A.	CHALCO European Warrants Jun 2012	0.450	3.89 per unit	2012/06/27	100,000,000	2012/01/05
16181	CC Rabobank B.A.	Angang Steel European Warrants Jul 2012	0.800	6.60 per unit	2012/07/11	80,000,000	2012/01/05
16184	CC Rabobank B.A.	Ch Comm Cons European Warrants Jul 2012	0.600	7.20 per unit	2012/07/16	80,000,000	2012/01/05
16182	CC Rabobank B.A.	China Railway European Wts Jul 2012	0.430	2.80 per unit	2012/07/30	80,000,000	2012/01/05
16185	CC Rabobank B.A.	NVC Lighting European Warrants Jul 2012	0.400	3.50 per unit	2012/07/16	100,000,000	2012/01/05
16188	CC Rabobank B.A.	PICC P&C European Warrants Oct 2012	0.250	11.900	2012/10/03	100,000,000	2012/01/05
16183	CC Rabobank B.A.	Shimao Ppt European Warrants Jul 2012	0.700	8 per unit	2012/07/11	80,000,000	2012/01/05
16165	Standard Chartered Bank	China Life European Wts Oct 2012 A	0.180	22.000	2012/10/03	100,000,000	2012/01/05
16166	Standard Chartered Bank	YZ Coal European Warrants Jun 2012	0.150	21.680	2012/06/29	100,000,000	2012/01/05
16161	SGA Societe Generale Acceptance N.V.	PICC P&C Eu Wt Aug 12	0.150	12.88 per 10 units	2012/08/08	120,000,000	2012/01/05
16167	UBS AG	Yanzhou Coal European Wts Apr 2012	0.150	18.900	2012/04/05	100,000,000	2012/01/05
16235	BNP Paribas Arbit Issu B.V.	Anhui Conch Euro Wts Nov 2012	0.430	26.880	2012/11/02	100,000,000	2012/01/06
16226	BNP Paribas Arbit Issu B.V.	Bank of EA Euro Wts Oct 2012 A	0.280	32.680	2012/10/04	55,000,000	2012/01/06
16230	BNP Paribas Arbit Issu B.V.	China EB Ltd Euro Wt Dec 2012	0.250	12.880	2012/12/04	83,000,000	2012/01/06
16229	BNP Paribas Arbit Issu B.V.	Ch Mer Hold Euro Wts Dec 2012	0.300	26.000	2012/12/04	74,000,000	2012/01/06
16231	BNP Paribas Arbit Issu B.V.	Chi Resources Euro Wt Nov 2012	0.340	31.000	2012/11/02	74,000,000	2012/01/06

Newly listed derivative warrants (continued)

Code	Issuer	Name of issue	Issue prices (HK\$)	Strike level/ Subscription price (HK\$) per 10 units	Subscription/ exercise period	Unit issued on initial listing	Listing date
16237	BNP Paribas Arbit Issu B.V.	CITIC Bank Euro Wts Aug 2012	0.380	4.98 per unit	2012/08/02	68,000,000	2012/01/06
16234	BNP Paribas Arbit Issu B.V.	Chi Res Power Euro Wt Nov 2012	0.290	16.380	2012/11/02	93,000,000	2012/01/06
16236	BNP Paribas Arbit Issu B.V.	Datang Power Euro Wts Nov 2012	0.410	2.80 per unit	2012/11/02	30,000,000	2012/01/06
16227	BNP Paribas Arbit Issu B.V.	Galaxy Ent Euro Wts Dec 2012	0.330	16.880	2012/12/04	100,000,000	2012/01/06
16228	BNP Paribas Arbit Issu B.V.	Hang Lung Ppt Euro Wt Dec 2012	0.310	26.000	2012/12/04	100,000,000	2012/01/06
16225	BNP Paribas Arbit Issu B.V.	Hutchison Euro Wts Oct 2012 A	0.350	82.600	2012/10/04	100,000,000	2012/01/06
16233	BNP Paribas Arbit Issu B.V.	Link REIT Euro Wts Feb 2013	0.260	30.880	2013/02/04	88,000,000	2012/01/06
16232	BNP Paribas Arbit Issu B.V.	Shougang Res Euro Wts Dec 2012	0.290	2.88 per unit	2012/12/04	35,000,000	2012/01/06
16203	Credit Suisse AG	BOCL European Warrants Sep 2012	0.200	3.39 per unit	2012/09/28	100,000,000	2012/01/06
16214	Credit Suisse AG	China Unicom European Put Wts Aug 2012	0.180	15.480	2012/08/31	100,000,000	2012/01/06
16205	Credit Suisse AG	CC Bank European Warrants Jul 2012 B	0.150	6.89 per unit	2012/07/03	120,000,000	2012/01/06
16202	Credit Suisse AG	A50 China European Warrants Nov 2012	0.150	10.000	2012/11/05	120,000,000	2012/01/06
16208	Credit Suisse AG	HSBC European Wts Jun 2012	0.200	72.900	2012/06/29	200,000,000	2012/01/06
16209	Credit Suisse AG	HSI European Warrants Apr 2012 F	0.230	16,800 per 9,500 units	2012/04/27	400,000,000	2012/01/06
16210	Credit Suisse AG	HSI European Warrants Apr 2012 G	0.200	17,400 per 8,500 units	2012/04/27	400,000,000	2012/01/06
16211	Credit Suisse AG	HSI European Warrants Apr 2012 H	0.150	18,400 per 8,000 units	2012/04/27	400,000,000	2012/01/06
16212	Credit Suisse AG	HSI European Warrants May 2012 B	0.230	17,200 per 8,000 units	2012/05/30	400,000,000	2012/01/06
16213	Credit Suisse AG	HSI European Warrants May 2012 C	0.150	17,800 per 12,000 units	2012/05/30	400,000,000	2012/01/06
16215	Credit Suisse AG	HSI European Put Warrants Apr 2012 I	0.150	18,200 per 9,000 units	2012/04/27	400,000,000	2012/01/06
16216	Credit Suisse AG	HSI European Put Warrants Apr 2012 J	0.250	19,800 per 8,000 units	2012/04/27	400,000,000	2012/01/06
16217	Credit Suisse AG	HSI European Put Warrants May 2012 D	0.220	18,800 per 8,000 units	2012/05/30	400,000,000	2012/01/06
16218	Credit Suisse AG	HSI European Put Warrants May 2012 E	0.220	19,500 per 10,000 units	2012/05/30	400,000,000	2012/01/06
16207	Credit Suisse AG	Hutchison European Warrants Jun 2012	0.200	82.900	2012/06/25	200,000,000	2012/01/06
16204	Credit Suisse AG	ICBC European Warrants Jun 2012 A	0.150	5.89 per unit	2012/06/25	120,000,000	2012/01/06
16206	Credit Suisse AG	Jiangxi Copper European Wts Oct 2012	0.200	22.360	2012/10/29	80,000,000	2012/01/06
16201	Credit Suisse	SPDR Gold Trust European Warrants Jul 2012	0.470	1,388 per 100 units	2012/07/23	80,000,000	2012/01/06
16194	Goldman Sachs SP (Asia)	CC Bank European Wts Sep 2012	0.271	6.18 per unit	2012/09/18	120,000,000	2012/01/06
16196	Goldman Sachs SP (Asia)	China Life Euro Wts Sep 2012	0.166	22.000	2012/09/24	150,000,000	2012/01/06
16195	Goldman Sachs SP (Asia)	JIANG European Warrants Jun 2012	0.156	19.880	2012/06/21	120,000,000	2012/01/06
16197	Goldman Sachs SP (Asia)	Tencent European Wt Jun 2012	0.153	182.20 per 100 units	2012/06/25	150,000,000	2012/01/06
16224	Macquarie Bank Ltd.	Sinopharm European Warrants Jul 2012	0.250	22.880	2012/07/23	200,000,000	2012/01/06
16198	Standard Chartered Bank	Brilliance Chi Euro Wts Oct 2012	0.180	9.510	2012/10/15	200,000,000	2012/01/06
16199	Standard Chartered Bank	China Mobile Euro Wts Oct 2012	0.250	82.880	2012/10/03	100,000,000	2012/01/06
16200	Standard Chartered Bank	China Mobile Euro Wts Aug 2012 A	0.350	77.770	2012/08/03	100,000,000	2012/01/06
16221	Standard Chartered Bank	HKEx European Warrants Nov 2012	0.150	141.10 per 100 units	2012/11/23	200,000,000	2012/01/06
16222	Standard Chartered Bank	MTRC European Warrants Jan 2013	0.190	28.880	2013/01/04	100,000,000	2012/01/06
16220	Standard Chartered Bank	Ping An European Warrants Aug 2012	0.300	65.000	2012/08/03	100,000,000	2012/01/06
16219	Standard Chartered Bank	SPDR Gold Trust Euro Wt Sep 2012 B	0.580	1,410 per 100 units	2012/09/24	30,000,000	2012/01/06
16223	UBS AG	SPDR Gold Trust European Warrants Jul 2012	0.710	1,288 per 100 units	2012/07/10	100,000,000	2012/01/06
16241	Citigroup Global Mkt H Inc.	Sinopec Corp Eu Wts May 2012 A	0.400	9.088 per unit	2012/05/14	80,000,000	2012/01/09
16243	Citigroup Global Mkt H Inc.	A50 China Eur Put Wts Jul 2012	0.150	10.660	2012/07/26	80,000,000	2012/01/09
16242	Citigroup Global Mkt H Inc.	Tencent Euro Put Wts Jul 2012	0.150	144.90 per 100 units	2012/07/09	80,000,000	2012/01/09
16238	Merrill Lynch Int'l & Co. C.V.	ChiUnicom Euro Wts Sep 2012	0.233	16.890	2012/09/03	50,000,000	2012/01/09

Newly listed derivative warrants (continued)

Code	Issuer	Name of issue	Issue prices (HK\$)	Strike level/ Subscription price (HK\$) per 10 units	Subscription/ exercise period	Unit issued on initial listing	Listing date
16244	Merrill Lynch Int'l & Co. C.V.	China Life Eu Wt May 2012 A	0.150	20.890	2012/05/22	70,000,000	2012/01/09
16240	Merrill Lynch Int'l & Co. C.V.	China Life Eu Wt Jul 2012	0.176	21.890	2012/07/23	70,000,000	2012/01/09
16239	Merrill Lynch Int'l & Co. C.V.	Ping An Euro Wts Jul 2012	0.360	61.010	2012/07/16	40,000,000	2012/01/09
16245	Standard Chartered Bank	Sinopec Corp Euro Wts May 2012 A	0.285	9.88 per unit	2012/05/16	100,000,000	2012/01/09
16248	Goldman Sachs SP (Asia)	Agri Bk European Wts Jul 2012	0.251	3.88 per unit	2012/07/23	100,000,000	2012/01/10
16249	Goldman Sachs SP (Asia)	Alibaba European Warrants May 2013	0.156	8.890	2013/05/24	120,000,000	2012/01/10
16247	Goldman Sachs SP (Asia)	China Shenhua Euro Wts Jul 2012	0.251	38.000	2012/07/30	120,000,000	2012/01/10
16246	Goldman Sachs SP (Asia)	SJM Holdings European Wts Jul 2012	0.212	13.880	2012/07/23	120,000,000	2012/01/10
16252	Macquarie Bank Ltd.	AIA European Warrants Sep 2012	0.258	26.000	2012/09/04	200,000,000	2012/01/10
16253	Macquarie Bank Ltd.	PetroChina European Wts Nov 2013	0.250	9.800	2013/11/04	200,000,000	2012/01/10
16255	Standard Chartered Bank	China Mobile Euro Wts Aug 2012 B	0.470	80.000	2012/08/30	100,000,000	2012/01/10
16256	Standard Chartered Bank	ICBC European Warrants Sep 2012	0.300	5.28 per unit	2012/09/06	100,000,000	2012/01/10
16254	Standard Chartered Bank	MTRC European Warrants Sep 2012	0.320	22.660	2012/09/05	100,000,000	2012/01/10
16250	SGA Societe Generale Acceptance N.V.	HWL Eur Wt Apr 2012 B	0.380	70.400	2012/04/30	150,000,000	2012/01/10
16251	SGA Societe Generale Acceptance N.V.	HWL Eur Wt Jun 2012 A	0.660	65.000	2012/06/27	120,000,000	2012/01/10
13950 #	UBS AG	A50 China European Warrants Aug 2012	0.066	10.880	2012/08/01	200,000,000	2012/01/10
16272	Credit Suisse AG	BYD European Warrants May 2012	0.150	22.400	2012/05/07	70,000,000	2012/01/11
16273	Credit Suisse AG	China Life European Warrants May 2012	0.150	20.200	2012/05/11	100,000,000	2012/01/11
16275	Credit Suisse AG	China Life European Warrants May 2012 A	0.150	21.600	2012/05/30	100,000,000	2012/01/11
16266	Goldman Sachs SP (Asia)	AIA European Warrants Sep 2012	0.257	26.880	2012/09/24	120,000,000	2012/01/11
16267	Goldman Sachs SP (Asia)	China Mobile Euro Wts Aug 2012	0.259	90.000	2012/08/13	120,000,000	2012/01/11
16265	Goldman Sachs SP (Asia)	CNOOC European Warrants Sep 2012	0.154	16.280	2012/09/24	120,000,000	2012/01/11
16269	Goldman Sachs SP (Asia)	A50 China European Wts Oct 2013	0.152	13.000	2013/10/30	120,000,000	2012/01/11
16268	Goldman Sachs SP (Asia)	HSBC European Warrants Jul 2012 A	0.261	72.880	2012/07/16	120,000,000	2012/01/11
16271	Goldman Sachs SP (Asia)	HSI European Warrants Jun 2012	0.166	20,400 per 6,000 units	2012/06/28	200,000,000	2012/01/11
16270	Goldman Sachs SP (Asia)	HSI European Put Wts Apr 2012 C	0.233	19,800 per 8,000 units	2012/04/27	200,000,000	2012/01/11
16261	Macquarie Bank Ltd.	BYD European Warrants Aug 2012	0.255	22.500	2012/08/02	150,000,000	2012/01/11
16274	Macquarie Bank Ltd.	Cheung Kong European Warrants Jul 2012	0.200	112.850	2012/07/04	200,000,000	2012/01/11
16264	Macquarie Bank Ltd.	China Life European Put Wts Nov 2012	0.252	18.000	2012/11/02	200,000,000	2012/01/11
16263	Macquarie Bank Ltd.	A50 China European Warrants Feb 2013	0.257	8.880	2013/02/04	200,000,000	2012/01/11
16262	Macquarie Bank Ltd.	GAC European Wts Aug 2012	0.637	8.88 per unit	2012/08/02	80,000,000	2012/01/11
16260	Macquarie Bank Ltd.	Zijin Mining European Wts Aug 2012	0.280	3.98 per unit	2012/08/02	80,000,000	2012/01/11
16257	SGA Societe Generale Acceptance N.V.	CCB Eur Wt May 2012 A	0.310	6 per unit	2012/05/28	200,000,000	2012/01/11
16258	SGA Societe Generale Acceptance N.V.	CP&CC Eu Wt Jun 2012A	0.360	9.88 per unit	2012/06/18	150,000,000	2012/01/11
16259	SGA Societe Generale Acceptance N.V.	Petch Eu Wt Jun 2012	0.250	13 per unit	2012/06/13	100,000,000	2012/01/11
16276	SGA Societe Generale Acceptance N.V.	Tencent Eu Wt Jun 2012	0.150	180 per 100 units	2012/06/25	400,000,000	2012/01/11
16278	UBS AG	AIA European Warrants Jun 2012	0.150	28.050	2012/06/25	200,000,000	2012/01/11
16277	UBS AG	Sinopec Corp European Warrants May 2012 B	0.180	10.50 per unit	2012/05/16	100,000,000	2012/01/11
16279	UBS AG	A50 China European Warrants Dec 2014	0.180	11.300	2014/12/23	300,000,000	2012/01/11
14518 #	CC Rabobank B.A.	CNBM European Warrants Sep 2012	0.081	11.300	2012/09/19	130,000,000	2012/01/11
16286	BNP Paribas Arbit Issu B.V.	HSI Euro Put Wts Dec 2012	0.250	19,000 per 12,000 units	2012/12/28	200,000,000	2012/01/12
16294	Credit Suisse AG	Sinopec Corp European Warrants May 2012 A	0.270	9.89 per unit	2012/05/16	80,000,000	2012/01/12
16295	Credit Suisse AG	Sinopec Corp European Warrants May 2012 B	0.150	10.49 per unit	2012/05/16	80,000,000	2012/01/12

Newly listed derivative warrants (continued)

Code	Issuer	Name of issue	Issue prices (HK\$)	Strike level/ Subscription price (HK\$) per 10 units	Subscription/ exercise period	Unit issued on initial listing	Listing date
16293	Credit Suisse AG	Sinopec Corp European Put Wts May 2012	0.150	7.07 per unit	2012/05/14	80,000,000	2012/01/12
16297	Daiwa Capital Mkt	Agricultural Bank European Wts Jun 2012	0.280	3.70 per unit	2012/06/18	108,000,000	2012/01/12
16304	Daiwa Capital Mkt	CCB European Warrants Apr 2012	0.400	5.48 per unit	2012/04/12	108,000,000	2012/01/12
16302	Daiwa Capital Mkt	CCB European Warrants May 2012	0.160	6.50 per unit	2012/05/23	128,000,000	2012/01/12
16303	Daiwa Capital Mkt	CCB European Warrants Jun 2012	0.250	5.988 per unit	2012/06/27	128,000,000	2012/01/12
16301	Daiwa Capital Mkt	CCB European Put Warrants Jul 2012	0.400	5 per unit	2012/07/12	80,000,000	2012/01/12
16296	Daiwa Capital Mkt	China Life European Warrants Jul 2012 A	0.160	21.880	2012/07/09	168,000,000	2012/01/12
16300	Daiwa Capital Mkt	ICBC European Put Warrants Jul 2012	0.250	4 per unit	2012/07/12	80,000,000	2012/01/12
16291	Daiwa Capital Mkt	PetroChina European Warrants Nov 2013	0.250	9.880	2013/11/01	108,000,000	2012/01/12
16290	Goldman Sachs SP (Asia)	China Mobile Euro Put Wts Aug 2012	0.315	68.880	2012/08/27	100,000,000	2012/01/12
16288	Goldman Sachs SP (Asia)	HKEx European Put Wts Dec 2012	0.151	114.88 per 100 units	2012/12/24	120,000,000	2012/01/12
16287	Goldman Sachs SP (Asia)	MTRC European Warrants Nov 2012	0.153	28.660	2012/11/19	120,000,000	2012/01/12
16289	Goldman Sachs SP (Asia)	PetroChina European Wts Aug 2012	0.416	12 per unit	2012/08/27	100,000,000	2012/01/12
16282	Merrill Lynch Int'l & Co. C.V.	HKEx Euro Wts Aug 2012 A	0.150	130.29 per 100 units	2012/08/15	80,000,000	2012/01/12
16280	Merrill Lynch Int'l & Co. C.V.	HSI European Wts Jun 2012 F	0.153	20,300 per 6,000 units	2012/06/28	100,000,000	2012/01/12
16281	Merrill Lynch Int'l & Co. C.V.	Hutchison Eur Wt Jul 2012	0.250	77.010	2012/07/16	40,000,000	2012/01/12
16284	Merrill Lynch Int'l & Co. C.V.	PetroChina Eu Wt Jul 2012	0.630	10.61 per unit	2012/07/16	20,000,000	2012/01/12
16283	Merrill Lynch Int'l & Co. C.V.	Tencent Euro Wts Jul 2012	0.155	182.10 per 100 units	2012/07/10	80,000,000	2012/01/12
16285	Standard Chartered Bank	Sands China European Wts Jul 2012	0.320	26.200	2012/07/16	100,000,000	2012/01/12
16292	UBS AG	CC Bank European Warrants Jul 2012 B	0.320	5.69 per unit	2012/07/03	200,000,000	2012/01/12
16313	Daiwa Capital Mkt	China Mobile European Put Wts Jul 2012	0.250	66.000	2012/07/13	80,000,000	2012/01/13
16314	Daiwa Capital Mkt	Sinopec Corp European Warrants May 2012A	0.180	10.50 per unit	2012/05/16	98,000,000	2012/01/13
16315	Daiwa Capital Mkt	HSBC European Warrants Jul 2012	0.250	72.880	2012/07/13	128,000,000	2012/01/13
16308	Daiwa Capital Mkt	HSBC European Put Warrants Jul 2012 A	0.380	53.880	2012/07/13	80,000,000	2012/01/13
16311	Daiwa Capital Mkt	Hutchison European Warrants Jun 2012	0.360	73.880	2012/06/11	128,000,000	2012/01/13
16310	Daiwa Capital Mkt	Hutchison European Warrants Jul 2012	0.250	80.880	2012/07/13	128,000,000	2012/01/13
16309	Daiwa Capital Mkt	Hutchison European Put Warrants Jul 2012	0.250	54.880	2012/07/13	80,000,000	2012/01/13
16312	Daiwa Capital Mkt	Tencent Holdings European Wts Jun 2012	0.170	162.48 per 100 units	2012/06/15	108,000,000	2012/01/13
16319	Bank of East Asia	BankComm European Warrants Sep 2012	0.250	6.88 per unit	2012/09/25	50,000,000	2012/01/13
16318	Bank of East Asia	A50 China European Warrants Jul 2013	0.250	8.880	2013/07/12	170,000,000	2012/01/13
16317	Bank of East Asia	PICC European Warrants Apr 2013	0.250	11.000	2013/04/23	140,000,000	2012/01/13
16305	HK Bank	A50 China European Put Warrants Sep 2012	0.150	10.580	2012/09/24	80,000,000	2012/01/13
16307	J P Morgan SP BV	HSI European Warrants Oct 2012 A	0.150	18,800 per 10,000 units	2012/10/30	200,000,000	2012/01/13
16316	UBS AG	China National Building European Warrants Dec 2012	0.160	8.490	2012/12/10	100,000,000	2012/01/13
15193 #	J P Morgan SP BV	A50 China European Warrants Jul 2012	0.061	11.700	2012/07/18	300,000,000	2012/01/13
16332	BNP Paribas Arbit Issu B.V.	Ping An European Wt Oct 2012	0.570	55.000	2012/10/30	100,000,000	2012/01/16
16320	HK Bank	China Mobile European Warrants Jun 2012 B	0.150	85.500	2012/06/11	150,000,000	2012/01/16
16326	Macquarie Bank Ltd.	China Tel European Warrants Aug 2012	0.259	4.99 per unit	2012/08/02	120,000,000	2012/01/16
16334	Macquarie Bank Ltd.	Ping An European Warrants Aug 2012	0.360	57.500	2012/08/02	150,000,000	2012/01/16
16324	Standard Chartered Bank	Sinopec Corp Euro Wts Nov 2013	0.250	7.000	2013/11/01	100,000,000	2012/01/16
16325	Standard Chartered Bank	ICBC European Warrants Jun 2012	0.255	5.19 per unit	2012/06/06	100,000,000	2012/01/16
16327	SGA Societe Generale Acceptance N.V	Anhui Conch Eu Wt Jul 12	0.250	23.880	2012/07/18	80,000,000	2012/01/16
16328	SGA Societe Generale Acceptance N.V.	CMB Euro Wts Nov 2012	0.250	17.000	2012/11/19	200,000,000	2012/01/16

Newly listed derivative warrants (continued)

Code	Issuer	Name of issue	Issue prices (HK\$)	Strike level/ Subscription price (HK\$) per 10 units	Subscription/ exercise period	Unit issued on initial listing	Listing date
16321	SGA Societe Generale Acceptance N.V.	CNBM Euro Wt Dec 2012	0.180	8.480	2012/12/19	150,000,000	2012/01/16
16329	SGA Societe Generale Acceptance N.V.	CPIC Euro Wts Aug 2012	0.250	23.880	2012/08/15	100,000,000	2012/01/16
16322	SGA Societe Generale Acceptance N.V.	ICBC Eu Wt Jul 2012	0.250	5.48 per unit	2012/07/16	200,000,000	2012/01/16
16323	SGA Societe Generale Acceptance N.V.	Ping An Eu Wt Jul 2012	0.470	54.880	2012/07/16	100,000,000	2012/01/16
16330	SGA Societe Generale Acceptance NV	Yanzhou Coal Eu Wt Sep 12	0.250	17.880	2012/09/19	100,000,000	2012/01/16
16331	SGA Societe Generale Acceptance NV	Zijin Mining Eu Wt Jul 12	0.380	3.33 per unit	2012/07/18	50,000,000	2012/01/16
16333	UBS AG	China Tel European Warrants Jul 2012 A	0.300	4.38 per unit	2012/07/30	100,000,000	2012/01/16
16342	Credit Suisse AG	Belle Int'l European Warrants May 2012	0.150	13.040	2012/05/02	70,000,000	2012/01/17
16346	Credit Suisse AG	China Life European Put Warrants May 2012	0.150	16.860	2012/05/09	70,000,000	2012/01/17
16343	Credit Suisse AG	CNBM European Warrants Dec 2012	0.150	10.000	2012/12/21	70,000,000	2012/01/17
16344	Credit Suisse AG	CNOOC European Put Warrants Jun 2012 A	0.150	14.480	2012/06/28	70,000,000	2012/01/17
16345	Credit Suisse AG	HKEx European Put Warrants Aug 2012	0.150	115.90 per 100 units	2012/08/30	70,000,000	2012/01/17
16348	Credit Suisse AG	HSBC European Put Warrants May 2012	0.250	53.950	2012/05/28	60,000,000	2012/01/17
16341	Credit Suisse AG	Ping An European Warrants Sep 2013	0.150	48.90 per 100 units	2013/09/27	120,000,000	2012/01/17
16347	Credit Suisse AG	Ping An European Put Warrants Jun 2012	0.340	44.950	2012/06/28	50,000,000	2012/01/17
16336	Goldman Sachs SP (Asia)	Ch Overseas European Wts Nov 2012	0.252	13.880	2012/11/12	120,000,000	2012/01/17
16337	Goldman Sachs SP (Asia)	China Unicom European Wts Sep 2012	0.152	18.000	2012/09/24	120,000,000	2012/01/17
16339	Goldman Sachs SP (Asia)	CNBM European Warrants Dec 2012	0.162	10.000	2012/12/20	120,000,000	2012/01/17
16335	Goldman Sachs SP (Asia)	KECL European Warrants Mar 2013	0.251	11.880	2013/03/25	120,000,000	2012/01/17
16338	Goldman Sachs SP (Asia)	Yanzhou Coal European Wts Oct 2012	0.274	18.880	2012/10/15	120,000,000	2012/01/17
16340	Standard Chartered Bank	China Life European Wts Sep 2012	0.250	19.680	2012/09/28	100,000,000	2012/01/17
16350	UBS AG	HSI European Put Warrants May 2012 D	0.170	19,500 per 10,000 units	2012/05/30	300,000,000	2012/01/17
16349	UBS AG	HSI European Put Warrants Jun 2012 E	0.150	18,200 per 8,000 units	2012/06/28	300,000,000	2012/01/17
16353	UBS AG	Hutchison European Warrants Jul 2012 A	0.300	76.880	2012/07/23	300,000,000	2012/01/17
16352	UBS AG	ICBC European Warrants Jun 2012 A	0.260	5.29 per unit	2012/06/25	200,000,000	2012/01/17
16351	UBS AG	Tencent Holdings European Put Warrants May 2012	0.160	159 per 100 units	2012/05/21	200,000,000	2012/01/17
16357	BOCI Asia Ltd.	China Mobile European Warrants Aug 2012	0.250	87.000	2012/08/03	100,000,000	2012/01/18
16358	BOCI Asia Ltd.	China Mobile European Put Warrants Aug 2012	0.250	65.000	2012/08/06	100,000,000	2012/01/18
16379	Credit Suisse AG	Ch Overseas European Warrants Jun 2012	0.150	15.900	2012/06/25	70,000,000	2012/01/18
16373	Credit Suisse AG	China Coal European Warrants Dec 2012	0.150	11.000	2012/12/12	70,000,000	2012/01/18
16378	Credit Suisse AG	CPIC European Warrants May 2012	0.150	26.900	2012/05/21	70,000,000	2012/01/18
16374	Credit Suisse AG	A50 China European Put Warrants Sep 2012	0.150	10.560	2012/09/28	70,000,000	2012/01/18
16380	Credit Suisse AG	KECL European Warrants Dec 2012	0.250	11.900	2012/12/24	50,000,000	2012/01/18
16372	Credit Suisse AG	Tencent Holdings European Wts Jun 2012	0.150	182.30 per 100 units	2012/06/29	180,000,000	2012/01/18
16376	Credit Suisse AG	Tencent Holdings Euro Put Wts Jul 2012	0.150	155.90 per 100 units	2012/07/30	80,000,000	2012/01/18
16375	Credit Suisse AG	Wharf European Warrants Jul 2012	0.250	46.800	2012/07/30	50,000,000	2012/01/18
16377	Credit Suisse AG	Zoomlion European Warrants Oct 2012	0.150	10.000	2012/10/22	70,000,000	2012/01/18
16369	Citigroup Global Mkt H Inc.	Anhui Conch Euro Wts Jul 2012	0.250	29.380	2012/07/23	50,000,000	2012/01/18
16371	Citigroup Global Mkt H Inc.	ChiUnicom Euro Wts Aug 2012	0.150	16.888	2012/08/23	80,000,000	2012/01/18
16368	Citigroup Global Mkt H Inc.	Sinopec Corp Eu Wts Jul 2012	0.350	10.28 per unit	2012/07/18	50,000,000	2012/01/18
16370	Citigroup Global Mkt H Inc.	Weichai Power Eu Wts Jul 2012	0.250	45.880	2012/07/23	50,000,000	2012/01/18
16361	Macquarie Bank Ltd.	BOCL European Warrants Jun 2012	0.163	3.50 per unit	2012/06/04	120,000,000	2012/01/18
16359	Macquarie Bank Ltd.	China Unicom European Wts Sep 2012 A	0.250	16.000	2012/09/04	200,000,000	2012/01/18

Newly listed derivative warrants (continued)

Code	Issuer	Name of issue	Issue prices (HK\$)	Strike level/ Subscription price (HK\$) per 10 units	Subscription/ exercise period	Unit issued on initial listing	Listing date
16360	Macquarie Bank Ltd.	ICBC European Warrants Aug 2012	0.252	6.28 per unit	2012/08/02	200,000,000	2012/01/18
16365	Standard Chartered Bank	Agricultural Bk Euro Wts Sep 2012	0.350	3.78 per unit	2012/09/05	100,000,000	2012/01/18
16366	Standard Chartered Bank	BOCL European Warrants Nov 2012 A	0.250	3.48 per unit	2012/11/05	100,000,000	2012/01/18
16364	Standard Chartered Bank	HSBC European Warrants Aug 2012 A	0.400	62.880	2012/08/03	100,000,000	2012/01/18
16363	Standard Chartered Bank	HSI European Warrants Jun 2012 B	0.193	18,050 per 9,000 units	2012/06/28	200,000,000	2012/01/18
16362	Standard Chartered Bank	HSI European Put Wts Jun 2012 A	0.150	17,350 per 8,000 units	2012/06/28	200,000,000	2012/01/18
16367	SGA Societe Generale Acceptance N.V.	BOCL Eu Wt Sep 2012	0.250	3.48 per unit	2012/09/24	200,000,000	2012/01/18
16354	SGA Societe Generale Acceptance N.V.	CLife Eu Wt Jul 2012	0.190	20.000	2012/07/11	200,000,000	2012/01/18
16356	SGA Societe Generale Acceptance N.V.	HSBC Eu Wt May 2012 B	0.390	60.000	2012/05/28	200,000,000	2012/01/18
16355	SGA Societe Generale Acceptance N.V.	HSI Eu Put Wt Jun 12 A	0.190	18,800 per 8,000 units	2012/06/28	200,000,000	2012/01/18
16389	Barclays Bank plc	ICBC European Warrants Jul 2012 A	0.250	5.70 per unit	2012/07/31	100,000,000	2012/01/19
16402	BNP Paribas Arbit Issu B.V.	Ch Mobile Eu Put Wt Oct 2012	0.790	75.000	2012/10/04	100,000,000	2012/01/19
16403	BNP Paribas Arbit Issu B.V.	China Life Eu Put Wts Sep 2012	0.290	19.380	2012/09/04	100,000,000	2012/01/19
16401	BNP Paribas Arbit Issu B.V.	ICBC European Put Wts Aug 2013	0.800	4.48 per unit	2013/08/02	100,000,000	2012/01/19
16400	Credit Suisse AG	HSI European Warrants Jun 2012	0.150	20,400 per 6,000 units	2012/06/28	400,000,000	2012/01/19
16397	Credit Suisse AG	HSI European Warrants Apr 2012 K	0.150	19,600 per 8,000 units	2012/04/27	400,000,000	2012/01/19
16398	Credit Suisse AG	HSI European Warrants May 2012 F	0.150	19,000 per 9,000 units	2012/05/30	400,000,000	2012/01/19
16399	Credit Suisse AG	HSI European Warrants May 2012 G	0.150	19,900 per 7,800 units	2012/05/30	400,000,000	2012/01/19
16384	Goldman Sachs SP (Asia)	Chi Resources European Wt Nov 2012	0.267	31.880	2012/11/26	120,000,000	2012/01/19
16387	Goldman Sachs SP (Asia)	China Coal European Wts Nov 2012	0.157	10.980	2012/11/28	120,000,000	2012/01/19
16385	Goldman Sachs SP (Asia)	Dongfeng European Wts Sep 2012	0.251	16.180	2012/09/24	120,000,000	2012/01/19
16386	Goldman Sachs SP (Asia)	Li & Fung European Wts Aug 2012	0.150	17.480	2012/08/13	120,000,000	2012/01/19
16388	Goldman Sachs SP (Asia)	PICC European Warrants Sep 2012	0.154	12.000	2012/09/20	120,000,000	2012/01/19
16394	HK Bank	AIA European Warrants Sep 2012	0.150	26.500	2012/09/21	150,000,000	2012/01/19
16392	HK Bank	Sinopec Corp European Warrants Jul 2012	0.250	10.88 per unit	2012/07/30	120,000,000	2012/01/19
16396	HK Bank	A50 China European Warrants Jul 2012	0.290	12.38 per unit	2012/07/19	120,000,000	2012/01/19
16390	HK Bank	HSI European Warrants Oct 2012	0.150	20,600 per 8,000 units	2012/10/30	250,000,000	2012/01/19
16391	HK Bank	HWL European Warrants Jul 2012	0.250	75.380	2012/07/19	150,000,000	2012/01/19
16395	HK Bank	ICBC European Warrants Jun 2012 A	0.150	5.88 per unit	2012/06/20	120,000,000	2012/01/19
16393	HK Bank	Tencent European Warrants Dec 2012	0.250	185 per 100 units	2012/12/12	180,000,000	2012/01/19
16383	SGA Societe Generale Acceptance N.V.	BOCHK Eur Wt Jun 2012	0.150	20.000	2012/06/27	200,000,000	2012/01/19
16381	SGA Societe Generale Acceptance N.V.	HKEx Eu Wt Jul 2012	0.180	114.90 per 100 units	2012/07/04	500,000,000	2012/01/19
16382	SGA Societe Generale Acceptance N.V.	HKEx Eu Wt Sep 2012 B	0.220	110 per 100 units	2012/09/24	500,000,000	2012/01/19
16405	UBS AG	China Unicom European Warrants Aug 2012	0.150	16.900	2012/08/27	100,000,000	2012/01/19
16407	UBS AG	China Unicom European Put Warrants Jun 2012	0.173	14.980	2012/06/25	100,000,000	2012/01/19
16406	UBS AG	China Life European Put Warrants Jun 2012	0.178	18.660	2012/06/01	100,000,000	2012/01/19
16410	UBS AG	CNOOC European Put Warrants May 2012	0.150	14.860	2012/05/28	100,000,000	2012/01/19
16409	UBS AG	HKEx European Put Warrants Nov 2012	0.200	119.90 per 100 units	2012/11/27	200,000,000	2012/01/19
16408	UBS AG	HSBC European Put Warrants Jul 2012	0.450	54.880	2012/07/30	100,000,000	2012/01/19
16404	UBS AG	HSCEI European Warrants Sep 2012	0.150	10,400 per 7,500 units	2012/09/27	100,000,000	2012/01/19
16115 #	UBS AG	China Unicom European Warrants May 2012	0.047	16.900	2012/05/28	250,000,000	2012/01/19
16418	Citigroup Global Mkt H Inc.	Belle Int'l Euro Wts Jul 2012	0.150	13.980	2012/07/23	80,000,000	2012/01/20
16415	Citigroup Global Mkt H Inc.	Brilliance Chi Eu Wts Jan 2013	0.160	10.888	2013/01/21	80,000,000	2012/01/20

Newly listed derivative warrants (continued)

Code	Issuer	Name of issue	Issue prices (HK\$)	Strike level/ Subscription price (HK\$) per 10 units	Subscription/ exercise period	Unit issued on initial listing	Listing date
16421	Citigroup Global Mkt H Inc.	Ch Oilfield Euro Wts Dec 2012	0.160	16.018	2012/12/10	80,000,000	2012/01/20
16420	Citigroup Global Mkt H Inc.	Datang European Wts Jul 2012	0.250	3.08 per unit	2012/07/23	50,000,000	2012/01/20
16422	Citigroup Global Mkt H Inc.	Esprit European Wts Oct 2012	0.250	13.380	2012/10/10	50,000,000	2012/01/20
16417	Citigroup Global Mkt H Inc.	Haier Elec Euro Wts Jan 2013	0.250	8.880	2013/01/07	50,000,000	2012/01/20
16414	Citigroup Global Mkt H Inc.	China Mengniu Eu Wts Sep 2012	0.150	28.888	2012/09/20	80,000,000	2012/01/20
16419	Citigroup Global Mkt H Inc.	Weigao Group Euro Wts Dec 2012	0.150	6.408	2012/12/24	80,000,000	2012/01/20
16416	Citigroup Global Mkt H Inc.	Zoomlion European Wts Nov 2012	0.160	11.000	2012/11/27	80,000,000	2012/01/20
16413	Daiwa Capital Mkt	Tencent Holdings European Wts Jul 2012	0.160	182.18 per 100 units	2012/07/03	108,000,000	2012/01/20
16423	Goldman Sachs SP (Asia)	China Tel European Wts Aug 2012	0.252	5 per unit	2012/08/06	120,000,000	2012/01/20
16424	Goldman Sachs SP (Asia)	Lenovo European Warrants Sep 2012	0.384	6.88 per unit	2012/09/18	120,000,000	2012/01/20
16426	Goldman Sachs SP (Asia)	China Mengniu European Wt Oct 2012	0.251	23.000	2012/10/15	120,000,000	2012/01/20
16425	Goldman Sachs SP (Asia)	Yurun Food European Wts Nov 2012	0.253	13.880	2012/11/05	120,000,000	2012/01/20
16411	Standard Chartered Bank	A50 China Euro Warrants Jun 2012	0.260	12.89 per unit	2012/06/25	100,000,000	2012/01/20
16412	SGA Societe Generale Acceptance N.V.	SHK P Eu Wt Feb 2013	0.200	88 per 100 units	2013/02/18	500,000,000	2012/01/20
16428	UBS AG	CNOOC European Warrants Sep 2012	0.150	16.300	2012/09/24	200,000,000	2012/01/20
16430	UBS AG	China Unicom European Warrants Sep 2012 A	0.150	17.640	2012/09/24	100,000,000	2012/01/20
16429	UBS AG	PetroChina European Warrants Oct 2013	0.230	9.890	2013/10/28	300,000,000	2012/01/20
16427	UBS AG	PICC European Warrants Jun 2012	0.155	9.84 per 10 units	2012/06/26	100,000,000	2012/01/20
16431	UBS AG	Ping An European Put Warrants Jun 2012	0.400	44.950	2012/06/26	100,000,000	2012/01/20
16435	BNP Paribas Arbit Issu B.V.	CNOOC European Put Wt Nov 2012	0.250	15.000	2012/11/02	100,000,000	2012/01/26
16436	BNP Paribas Arbit Issu B.V.	PetroCh Euro Put Wts Oct 2012	0.150	10.520	2012/10/30	100,000,000	2012/01/26
16432	Goldman Sachs SP (Asia)	Brilliance Chi Euro Wts Jan 2013	0.152	10.880	2013/01/21	120,000,000	2012/01/26
16434	Macquarie Bank Ltd.	A50 China European Put Wts Oct 2012	0.150	10.580	2012/10/04	200,000,000	2012/01/26
16439	UBS AG	CC Bank European Warrants May 2012 B	0.300	6.01 per unit	2012/05/23	200,000,000	2012/01/26
16437	UBS AG	China Mobile European Warrants Jul 2012 A	0.300	78.930	2012/07/03	200,000,000	2012/01/26
16433	UBS AG	China Unicom European Warrants Jul 2012 A	0.250	14.000	2012/07/30	100,000,000	2012/01/26
16438	UBS AG	HSBC European Warrants Jun 2012 D	0.150	72.880	2012/06/26	200,000,000	2012/01/26
16459	BNP Paribas Arbit Issu B.V.	China Tel Euro Wts Aug 2012	0.330	4.28 per unit	2012/08/02	90,000,000	2012/01/27
16460	BNP Paribas Arbit Issu B.V.	Ch Mobile Euro Wts Nov 2012 A	0.430	80.000	2012/11/02	200,000,000	2012/01/27
16458	BNP Paribas Arbit Issu B.V.	Tencent Holdings Eu Wt Feb 2013	0.250	186.80 per 100 units	2013/02/04	100,000,000	2012/01/27
16478	Credit Suisse AG	Agricultural Bank European Wts Apr 2012 A	0.150	4.49 per unit	2012/04/30	120,000,000	2012/01/27
16475	Credit Suisse AG	BOCL European Warrants May 2012 A	0.160	3.51 per unit	2012/05/23	100,000,000	2012/01/27
16477	Credit Suisse AG	China Mobile European Warrants May 2012	0.150	83.850	2012/05/30	150,000,000	2012/01/27
16480	Credit Suisse AG	CNOOC European Warrants Jul 2012	0.150	15.520	2012/07/30	100,000,000	2012/01/27
16479	Credit Suisse AG	CNOOC European Warrants Feb 2013	0.150	16.520	2013/02/18	120,000,000	2012/01/27
16483	Credit Suisse AG	HSI European Warrants Aug 2012	0.150	20,100 per 8,000 units	2012/08/30	400,000,000	2012/01/27
16481	Credit Suisse AG	HSI European Put Warrants Sep 2012	0.150	17,000 per 8,000 units	2012/09/27	400,000,000	2012/01/27
16482	Credit Suisse AG	HSI European Put Warrants Apr 2012 L	0.150	19,900 per 10,000 units	2012/04/27	400,000,000	2012/01/27
16476	Credit Suisse AG	ICBC European Warrants Jul 2012 A	0.250	6.28 per unit	2012/07/30	120,000,000	2012/01/27
16471	Daiwa Capital Mkt	BOCL European Warrants May 2012	0.200	3.50 per unit	2012/05/23	108,000,000	2012/01/27
16472	Daiwa Capital Mkt	BOCL European Warrants Jul 2012 A	0.250	3.28 per unit	2012/07/27	108,000,000	2012/01/27
16469	Daiwa Capital Mkt	CCB European Warrants Jun 2012 A	0.150	6.888 per unit	2012/06/22	128,000,000	2012/01/27
16470	Daiwa Capital Mkt	China Life European Warrants Jun 2012 A	0.150	23.280	2012/06/18	168,000,000	2012/01/27

Newly listed derivative warrants (continued)

Code	Issuer	Name of issue	Issue prices (HK\$)	Strike level/ Subscription price (HK\$) per 10 units	Subscription/ exercise period	Unit issued on initial listing	Listing date
16468	Daiwa Capital Mkt	HSI European Warrants Jun 2012 B	0.150	20,400 per 6,000 units	2012/06/28	200,000,000	2012/01/27
16473	Daiwa Capital Mkt	ICBC European Warrants Jul 2012	0.260	6.38 per unit	2012/07/27	128,000,000	2012/01/27
16474	Daiwa Capital Mkt	ICBC European Warrants May 2012 A	0.250	5.88 per unit	2012/05/23	128,000,000	2012/01/27
16452	Goldman Sachs SP (Asia)	HSI European Put Wts May 2012	0.150	18,100 per 8,000 units	2012/05/30	200,000,000	2012/01/27
16455	Goldman Sachs SP (Asia)	HSI European Put Wts Jun 2012	0.171	18,200 per 8,000 units	2012/06/28	200,000,000	2012/01/27
16454	Goldman Sachs SP (Asia)	HSI European Warrants Jun 2012 A	0.213	18,000 per 9,000 units	2012/06/28	200,000,000	2012/01/27
16453	Goldman Sachs SP (Asia)	HSI European Put Wts May 2012 A	0.187	18,800 per 8,000 units	2012/05/30	200,000,000	2012/01/27
16456	J P Morgan SP BV	Alibaba European Warrants Oct 2013	0.250	10.880	2013/10/02	150,000,000	2012/01/27
16467	J P Morgan SP BV	China Mob European Wts Jul 2012	0.250	82.880	2012/07/30	150,000,000	2012/01/27
16466	J P Morgan SP BV	China Tel European Warrants Aug 2012	0.250	4.60 per unit	2012/08/06	100,000,000	2012/01/27
16465	J P Morgan SP BV	China Unicom European Warrants Dec 2012	0.250	14.880	2012/12/28	200,000,000	2012/01/27
16457	J P Morgan SP BV	Galaxy Ent European Warrants Sep 2012	0.250	18.880	2012/09/03	200,000,000	2012/01/27
16451	Macquarie Bank Ltd.	China Unicom European Put Wts Jan 2013	0.250	14.500	2013/01/03	250,000,000	2012/01/27
16445	Merrill Lynch Int'l & Co. C.V.	Ch Mobile Eur Wt Jul 2012	0.405	75.390	2012/07/30	40,000,000	2012/01/27
16447	Merrill Lynch Int'l & Co. C.V.	Ch Mobile Eur Wt Mar 2013	0.305	83.990	2013/03/11	40,000,000	2012/01/27
16450	Merrill Lynch Int'l & Co. C.V.	Ch Mobile Eu Put Wt Jul2012	0.340	70.990	2012/07/31	40,000,000	2012/01/27
16446	Merrill Lynch Int'l & Co. C.V.	Ch Mobile Eur Wt Sep 2012 A	0.250	79.990	2012/09/17	40,000,000	2012/01/27
16448	Merrill Lynch Int'l & Co. C.V.	CNOOC Euro Wts Nov 2012 A	0.151	17.290	2012/11/27	80,000,000	2012/01/27
16444	Merrill Lynch Int'l & Co. C.V.	Sinopec Euro Wts Jul 2012	0.285	9.99 per unit	2012/07/30	60,000,000	2012/01/27
16442	Merrill Lynch Int'l & Co. C.V.	Hutchison Eur Wt Aug 2012	0.250	81.990	2012/08/20	60,000,000	2012/01/27
16449	Merrill Lynch Int'l & Co. C.V.	Hutchison Eu Put Wt Sep 2013	0.250	81.99 per 100 units	2013/09/09	60,000,000	2012/01/27
16443	Merrill Lynch Int'l & Co. C.V.	PetroChina Eu Wt Aug 2012	0.250	13.19 per unit	2012/08/20	40,000,000	2012/01/27
16461	Standard Chartered Bank	CTel European Warrants Aug 2012	0.250	4.68 per unit	2012/08/30	100,000,000	2012/01/27
16440	SGA Societe Generale Acceptance N.V.	AGBK Eu Wt Jul 2012	0.250	4.18 per unit	2012/07/30	200,000,000	2012/01/27
16441	SGA Societe Generale Acceptance N.V.	A50 Ch Eu Wt Nov 2012	0.160	10.000	2012/11/05	500,000,000	2012/01/27
16464	UBS AG	HSI European Warrants Jun 2012 F	0.180	20,500 per 6,000 units	2012/06/28	300,000,000	2012/01/27
16462	UBS AG	ICBC European Warrants Jun 2012 B	0.210	5.89 per unit	2012/06/20	200,000,000	2012/01/27
16463	UBS AG	PICC European Warrants Sep 2012	0.150	12.020	2012/09/20	100,000,000	2012/01/27
13137 #	Citigroup Global Mkt H Inc.	Goldwind European Wts Sep 2012	0.016	8.380	2012/09/03	630,000,000	2012/01/27
16506	BNP Paribas Arbit Issu B.V.	Agricultural Bank Eu Wt Oct 12	0.270	4.48 per unit	2012/10/03	100,000,000	2012/01/30
16509	BNP Paribas Arbit Issu B.V.	BOCL European Wts Nov 2012	0.260	3.80 per unit	2012/11/29	200,000,000	2012/01/30
16507	BNP Paribas Arbit Issu B.V.	China Tel Euro Wts Aug 2012 A	0.320	4.38 per unit	2012/08/02	96,000,000	2012/01/30
16508	BNP Paribas Arbit Issu B.V.	Hutchison Euro Wts Aug 2012	0.250	83.880	2012/08/02	94,000,000	2012/01/30
16518	Credit Suisse AG	AIA European Warrants Jun 2012	0.150	26.900	2012/06/01	150,000,000	2012/01/30
16505	Credit Suisse AG	ChiUnicom European Warrants Aug 2012	0.150	16.000	2012/08/31	150,000,000	2012/01/30
16501	Credit Suisse AG	CNOOC European Warrants Sep 2012	0.150	16.290	2012/09/28	100,000,000	2012/01/30
16500	Credit Suisse AG	Jiangxi Copper European Wts Jun 2012 A	0.150	23.900	2012/06/25	80,000,000	2012/01/30
16498	Credit Suisse AG	Tencent Holdings European Wts Jul 2012	0.150	198.90 per 100 units	2012/07/30	180,000,000	2012/01/30
16499	Credit Suisse AG	Tencent Holdings Euro Put Wts May 2012 B	0.150	170 per 100 units	2012/05/28	180,000,000	2012/01/30
16510	Citigroup Global Mkt H Inc.	HSCEI Euro Put Wts Jun 2012	0.150	10,238 per 5,600 units	2012/06/28	80,000,000	2012/01/30
16511	Citigroup Global Mkt H Inc.	HSI European Put Wt May 2012	0.150	19,088 per 7,000 units	2012/05/30	100,000,000	2012/01/30
16513	Citigroup Global Mkt H Inc.	KECL European Wts Jan 2013	0.250	13.280	2013/01/14	50,000,000	2012/01/30
16512	Citigroup Global Mkt H Inc.	Tencent European Wts Jul 2012	0.150	198.80 per 100 units	2012/07/24	80,000,000	2012/01/30

Newly listed derivative warrants (continued)

Code	Issuer	Name of issue	Issue prices (HK\$)	Strike level/ Subscription price (HK\$) per 10 units	Subscription/ exercise period	Unit issued on initial listing	Listing date
16492	Goldman Sachs SP (Asia)	CC Bank European Wts Aug 2012	0.253	6.68 per unit	2012/08/27	120,000,000	2012/01/30
16495	Goldman Sachs SP (Asia)	China Life Euro Wts Oct 2012	0.160	24.000	2012/10/15	120,000,000	2012/01/30
16496	Goldman Sachs SP (Asia)	Sinopec Corp European Wts Oct 2012	0.682	10.88 per unit	2012/10/22	120,000,000	2012/01/30
16491	Goldman Sachs SP (Asia)	HSI European Warrants Jul 2012	0.253	19,000 per 8,000 units	2012/07/30	200,000,000	2012/01/30
16493	Goldman Sachs SP (Asia)	HSI European Warrants Aug 2012	0.169	20,000 per 8,000 units	2012/08/30	200,000,000	2012/01/30
16494	Goldman Sachs SP (Asia)	HSI European Warrants Aug 2012 A	0.151	20,800 per 8,000 units	2012/08/30	200,000,000	2012/01/30
16497	Macquarie Bank Ltd.	PetroChina European Wts Jun 2012	0.393	13 per unit	2012/06/08	150,000,000	2012/01/30
16484	Merrill Lynch Int'l & Co. C.V.	BOCL European Wt May 2012 A	0.186	3.51 per unit	2012/05/24	60,000,000	2012/01/30
16503	Merrill Lynch Int'l & Co. C.V.	CC Bank Euro Wts Jul 2012	0.250	6.79 per unit	2012/07/31	40,000,000	2012/01/30
16502	Merrill Lynch Int'l & Co. C.V.	CC Bank Eu Put Wts May 2012	0.177	5.39 per unit	2012/05/09	60,000,000	2012/01/30
16485	Merrill Lynch Int'l & Co. C.V.	ICBC Euro Wts May 2012 B	0.255	5.69 per unit	2012/05/08	40,000,000	2012/01/30
16486	Merrill Lynch Int'l & Co. C.V.	Tencent Euro Wts Jul 2012 A	0.150	198.79 per 100 units	2012/07/30	70,000,000	2012/01/30
16489	Standard Chartered Bank	China Unicom Euro Wts Aug 2012 A	0.250	13.880	2012/08/03	100,000,000	2012/01/30
16490	Standard Chartered Bank	Evergrande European Wts Nov 2012	0.680	3.93 per unit	2012/11/19	50,000,000	2012/01/30
16488	Standard Chartered Bank	Tencent Hldg European Wts Jul 2012	0.180	182.20 per 100 units	2012/07/03	100,000,000	2012/01/30
16504	SGA Societe Generale Acceptance N.V.	HSI Eu Put Wt Jul 2012	0.220	20,400 per 9,000 units	2012/07/30	200,000,000	2012/01/30
16487	SGA Societe Generale Acceptance N.V.	ICBC Eu Wt Jul 2012 A	0.250	6.48 per unit	2012/07/30	200,000,000	2012/01/30
16516	UBS AG	BYD European Warrants Aug 2012 A	0.420	25.880	2012/08/13	100,000,000	2012/01/30
16515	UBS AG	China Mobile European Warrants Jun 2012 C	0.150	85.550	2012/06/11	200,000,000	2012/01/30
16514	UBS AG	ICBC European Warrants Jul 2012	0.150	6.29 per unit	2012/07/26	200,000,000	2012/01/30
16517	UBS AG	Tencent Holdings European Warrants Sep 2012	0.250	190 per 100 units	2012/09/10	200,000,000	2012/01/30
15175 #	UBS AG	A50 China European Warrants Oct 2012	0.074	12.300	2012/10/08	200,000,000	2012/01/30
16519	BOCI Asia Ltd.	Tencent Holdings European Warrants Jul 2012	0.150	198.88 per 100 units	2012/07/23	200,000,000	2012/01/31
16537	BNP Paribas Arbit Issu B.V.	China Life Euro Wts Jul 2012	0.160	24.930	2012/07/11	200,000,000	2012/01/31
16524	BNP Paribas Arbit Issu B.V.	HKEx European Put Wts Dec 2012	0.170	120 per 100 units	2012/12/04	100,000,000	2012/01/31
16535	BNP Paribas Arbit Issu B.V.	HSI European Wts Dec 2012 A	0.160	21,000 per 8,000 units	2012/12/28	200,000,000	2012/01/31
16534	BNP Paribas Arbit Issu B.V.	HSI Euro Put Wts Jul 2012 A	0.200	20,000 per 10,000 units	2012/07/30	200,000,000	2012/01/31
16536	BNP Paribas Arbit Issu B.V.	ICBC European Wts Sep 2012 A	0.250	6.80 per unit	2012/09/04	200,000,000	2012/01/31
16533	Credit Suisse AG	Hutchison European Warrants Jun 2012 A	0.150	88.900	2012/06/28	180,000,000	2012/01/31
16521	Goldman Sachs SP (Asia)	Swire Pacific A Euro Wts Dec 2012	0.252	90.000	2012/12/03	120,000,000	2012/01/31
16520	J P Morgan SP BV	A50 China European Warrants Oct 2013	0.150	13.040	2013/10/28	300,000,000	2012/01/31
16523	Macquarie Bank Ltd.	Minsheng Bank European Wts Aug 2012	0.421	8.50 per unit	2012/08/02	100,000,000	2012/01/31
16522	Macquarie Bank Ltd.	Tencent European Warrants Oct 2012	0.250	185 per 100 units	2012/10/04	250,000,000	2012/01/31
16525	SGA Societe Generale Acceptance N.V.	CCB Eur Wt Sep 2012	0.250	7.28 per unit	2012/09/10	200,000,000	2012/01/31
16528	UBS AG	China Tel European Warrants Aug 2012	0.250	4.68 per unit	2012/08/27	100,000,000	2012/01/31
16531	UBS AG	China Unicom European Put Warrants Sep 2012	0.176	13.860	2012/09/24	100,000,000	2012/01/31
16527	UBS AG	China Life European Warrants Jun 2012 B	0.150	24.050	2012/06/04	200,000,000	2012/01/31
16530	UBS AG	China Mobile European Warrants Jul 2012 B	0.250	82.880	2012/07/31	200,000,000	2012/01/31
16526	UBS AG	Sinopec Corp European Warrants Jun 2012 B	0.150	11.50 per unit	2012/06/25	100,000,000	2012/01/31
16529	UBS AG	Tencent Holdings European Warrants Dec 2012	0.250	208.88 per 100 units	2012/12/17	200,000,000	2012/01/31
16532	UBS AG	Tencent Holdings European Put Warrants Jun 2012	0.170	169.90 per 100 units	2012/06/04	100,000,000	2012/01/31
16554	BOCI Asia Ltd.	BOCL European Warrants Nov 2012	0.250	3.88 per unit	2012/11/05	100,000,000	2012/02/01
16552	BOCI Asia Ltd.	China Life European Put Warrants Sep 2012	0.200	19.380	2012/09/04	100,000,000	2012/02/01

Newly listed derivative warrants (continued)

Code	Issuer	Name of issue	Issue prices (HK\$)	Strike level/ Subscription price (HK\$) per 10 units	Subscription/ exercise period	Unit issued on initial listing	Listing date
16553	BOCI Asia Ltd.	CNBM European Warrants Sep 2012	0.150	11.300	2012/09/19	100,000,000	2012/02/01
16560	Goldman Sachs SP (Asia)	Chi Res Land European Wts Apr 2013	0.255	15.680	2013/04/29	120,000,000	2012/02/01
16538	Goldman Sachs SP (Asia)	HSI European Put Wts Jun 2012 B	0.180	20,000 per 10,000 units	2012/06/28	200,000,000	2012/02/01
16561	Goldman Sachs SP (Asia)	Hutchison European Wts May 2012	0.258	79.830	2012/05/31	120,000,000	2012/02/01
16547	Goldman Sachs SP (Asia)	KECL European Warrants Jun 2013	0.250	13.280	2013/06/24	120,000,000	2012/02/01
16559	Goldman Sachs SP (Asia)	ZTE European Warrants Sep 2012	0.252	26.880	2012/09/10	120,000,000	2012/02/01
16556	HK Bank	BOCL European Warrants Sep 2013	0.250	4 per unit	2013/09/27	100,000,000	2012/02/01
16555	HK Bank	HKEx European Warrants Jun 2014	0.250	138.88 per 100 units	2014/06/27	150,000,000	2012/02/01
16565	Macquarie Bank Ltd.	BYD European Warrants Aug 2012 A	0.306	28.000	2012/08/02	200,000,000	2012/02/01
16566	Macquarie Bank Ltd.	CC Bank European Put Warrants Sep 2012	0.317	5 per unit	2012/09/04	120,000,000	2012/02/01
16564	Macquarie Bank Ltd.	Ch Comm Cons European Wts Sep 2012	0.336	8.88 per unit	2012/09/03	100,000,000	2012/02/01
16563	Macquarie Bank Ltd.	Jiangxi Copper European Wts Sep 2012	0.250	22.500	2012/09/04	200,000,000	2012/02/01
16562	Macquarie Bank Ltd.	Ping An European Warrants Sep 2012	0.380	72.500	2012/09/04	200,000,000	2012/02/01
16558	Merrill Lynch Int'l & Co. C.V.	AIA Euro Wts Jul 2012 A	0.150	28.000	2012/07/10	70,000,000	2012/02/01
16557	Merrill Lynch Int'l & Co. C.V.	Ch Life Eur Put Wt Sep 2012	0.250	19.990	2012/09/19	40,000,000	2012/02/01
16542	Merrill Lynch Int'l & Co. C.V.	A50 China Eur Wt Oct 2012	0.290	14.19 per unit	2012/10/22	40,000,000	2012/02/01
16549	Merrill Lynch Int'l & Co. C.V.	A50 China Eur Wt Nov 2013	0.150	13.040	2013/11/11	70,000,000	2012/02/01
16543	Merrill Lynch Int'l & Co. C.V.	A50 China Eu Put Wt Nov 12	0.205	11.980	2012/11/26	50,000,000	2012/02/01
16544	Merrill Lynch Int'l & Co. C.V.	A50 China Eu Put Wt Sep 13	0.250	11.190	2013/09/30	40,000,000	2012/02/01
16551	Merrill Lynch Int'l & Co. C.V.	HSCEI Euro Wts Jun 2012 A	0.150	11,150 per 5,600 units	2012/06/28	70,000,000	2012/02/01
16550	Merrill Lynch Int'l & Co. C.V.	HSCEI Euro Wts Sep 2012	0.150	11,750 per 6,500 units	2012/09/27	70,000,000	2012/02/01
16546	Merrill Lynch Int'l & Co. C.V.	HSCEI Euro Wts Mar 2013	0.260	12,800 per 4,600 units	2013/03/28	40,000,000	2012/02/01
16545	Merrill Lynch Int'l & Co. C.V.	HSCEI Euro Put Wt Aug 2012	0.250	10,800 per 5,000 units	2012/08/30	40,000,000	2012/02/01
16539	SGA Societe Generale Acceptance N.V.	AIA Euro Wt Sep 2012	0.150	30.000	2012/09/26	100,000,000	2012/02/01
16540	SGA Societe Generale Acceptance N.V.	BOCL Eu Wt Oct 2012	0.250	3.78 per unit	2012/10/17	100,000,000	2012/02/01
16548	SGA Societe Generale Acceptance N.V.	CMB Euro Wts Oct 2012	0.250	19.500	2012/10/31	200,000,000	2012/02/01
16541	SGA Societe Generale Acceptance N.V.	JIANC Eu Wts Sep 2012	0.250	22.880	2012/09/03	100,000,000	2012/02/01
16569	UBS AG	Agricultural Bank European Warrants Aug 2012	0.250	4.38 per unit	2012/08/08	200,000,000	2012/02/01
16571	UBS AG	BOCL European Warrants Oct 2012	0.250	3.80 per unit	2012/10/15	100,000,000	2012/02/01
16568	UBS AG	CC Bank European Warrants Jul 2012 C	0.190	6.89 per unit	2012/07/03	200,000,000	2012/02/01
16567	UBS AG	HSBC European Warrants Jul 2012	0.260	77.820	2012/07/30	300,000,000	2012/02/01
16572	UBS AG	HSI European Warrants Aug 2012 A	0.150	20,900 per 8,000 units	2012/08/30	300,000,000	2012/02/01
16573	UBS AG	HSI European Put Warrants May 2012 E	0.150	19,000 per 7,000 units	2012/05/30	300,000,000	2012/02/01
16570	UBS AG	Ping An European Warrants Aug 2012	0.250	78.880	2012/08/08	100,000,000	2012/02/01
16596	BNP Paribas Arbit Issu B.V.	Cheung Kong Euro Wt Jan 2014	0.160	108.10 per 100 units	2014/01/03	100,000,000	2012/02/02
16598	Credit Suisse AG	AIA European Warrants Jun 2012 A	0.150	28.000	2012/06/29	150,000,000	2012/02/02
16597	Credit Suisse AG	China Life European Put Warrants Jul 2012	0.150	19.260	2012/07/30	100,000,000	2012/02/02
16599	Credit Suisse AG	HSI European Put Warrants Jun 2012	0.150	20,400 per 12,000 units	2012/06/28	400,000,000	2012/02/02
16600	Credit Suisse AG	HSI European Warrants Aug 2012 A	0.150	20,900 per 8,000 units	2012/08/30	400,000,000	2012/02/02
16593	Macquarie Bank Ltd.	AIA European Warrants Oct 2012	0.306	25.000	2012/10/04	150,000,000	2012/02/02
16594	Macquarie Bank Ltd.	CRCC European Warrants Aug 2012	0.389	6.50 per unit	2012/08/02	120,000,000	2012/02/02
16586	Macquarie Bank Ltd.	HSBC European Put Warrants Aug 2012	0.313	58.880	2012/08/02	150,000,000	2012/02/02
16595	Macquarie Bank Ltd.	Zijin Mining European Wts Aug 2012 A	0.250	4.88 per unit	2012/08/02	100,000,000	2012/02/02

Newly listed derivative warrants (continued)

Code	Issuer	Name of issue	Issue prices (HK\$)	Strike level/ Subscription price (HK\$) per 10 units	Subscription/ exercise period	Unit issued on initial listing	Listing date
16592	Macquarie Bank Ltd.	Zijin Mining European Put Wts Aug 2012	0.304	2.88 per unit	2012/08/02	100,000,000	2012/02/02
16577	Merrill Lynch Int'l & Co. C.V.	HSI European Wts Aug 2012	0.250	19,900 per 7,200 units	2012/08/30	100,000,000	2012/02/02
16574	Merrill Lynch Int'l & Co. C.V.	HSI European Wts Oct 2012	0.184	20,600 per 8,000 units	2012/10/30	100,000,000	2012/02/02
16575	Merrill Lynch Int'l & Co. C.V.	HSI European Wts Nov 2012	0.250	21,400 per 6,400 units	2012/11/29	100,000,000	2012/02/02
16576	Merrill Lynch Int'l & Co. C.V.	HSI European Wts Dec 2012	0.183	21,100 per 8,000 units	2012/12/28	100,000,000	2012/02/02
16580	Merrill Lynch Int'l & Co. C.V.	HSI Euro Put Wts Jul 2012	0.150	19,800 per 13,000 units	2012/07/30	100,000,000	2012/02/02
16582	Merrill Lynch Int'l & Co. C.V.	HSI Euro Put Wts Aug 2012	0.250	20,300 per 8,200 units	2012/08/30	100,000,000	2012/02/02
16578	Merrill Lynch Int'l & Co. C.V.	HSI Euro Put Wts Dec 2012	0.150	19,000 per 12,000 units	2012/12/28	100,000,000	2012/02/02
16581	Merrill Lynch Int'l & Co. C.V.	HSI Euro Put Wts Jun 2012 G	0.150	18,800 per 8,000 units	2012/06/28	100,000,000	2012/02/02
16579	Merrill Lynch Int'l & Co. C.V.	HSI Euro Put Wts Sep 2012 D	0.150	17,000 per 8,000 units	2012/09/27	100,000,000	2012/02/02
16585	Standard Chartered Bank	ICBC European Warrants Dec 2012 A	0.310	6.40 per unit	2012/12/31	100,000,000	2012/02/02
16583	SGA Societe Generale Acceptance N.V.	HSI Eur Wt Aug 2012	0.150	20,800 per 8,000 units	2012/08/30	200,000,000	2012/02/02
16584	SGA Societe Generale Acceptance N.V.	HSI Eu Put Wt Aug 2012	0.300	21,000 per 8,000 units	2012/08/30	200,000,000	2012/02/02
16587	SGA Societe Generale Acceptance N.V.	HSI Eu Put Wt Jun 12 B	0.150	20,000 per 10,000 units	2012/06/28	300,000,000	2012/02/02
16601	UBS AG	HSCEI European Warrants Sep 2012 A	0.150	11,800 per 6,500 units	2012/09/27	100,000,000	2012/02/02
16588	UBS AG	HSI European Warrants Sep 2012	0.250	21,500 per 6,000 units	2012/09/27	300,000,000	2012/02/02
16589	UBS AG	HSI European Put Warrants May 2012 F	0.180	21,300 per 12,000 units	2012/05/30	300,000,000	2012/02/02
16590	UBS AG	HSI European Put Warrants Jun 2012 G	0.150	20,300 per 12,000 units	2012/06/28	300,000,000	2012/02/02
16591	UBS AG	HSI European Put Warrants Jul 2012 A	0.150	19,800 per 13,000 units	2012/07/30	300,000,000	2012/02/02
16626	BOCI Asia Ltd.	HSI European Warrants Oct 2012 A	0.200	20,500 per 8,000 units	2012/10/30	100,000,000	2012/02/03
16618	BOCI Asia Ltd.	Hutchison European Warrants Sep 2012	0.250	88.800	2012/09/03	100,000,000	2012/02/03
16619	BOCI Asia Ltd.	ICBC European Warrants Sep 2012	0.300	6.38 per unit	2012/09/03	100,000,000	2012/02/03
16612	BNP Paribas Arbit Issu B.V.	BBMG European Wts Dec 2013	0.250	6.420	2013/12/03	80,000,000	2012/02/03
16629	BNP Paribas Arbit Issu B.V.	CNBM European Wts Dec 2012	0.250	11.000	2012/12/04	100,000,000	2012/02/03
16632	BNP Paribas Arbit Issu B.V.	COSCO Pacific Euro Wt Mar 2013	0.250	12.680	2013/03/04	80,000,000	2012/02/03
16631	BNP Paribas Arbit Issu B.V.	Ch Ship Dev Euro Wts Sep 2012	0.580	6.80 per unit	2012/09/04	20,000,000	2012/02/03
16628	BNP Paribas Arbit Issu B.V.	HSI Euro Put Wts Aug 2012	0.250	21,000 per 10,000 units	2012/08/30	200,000,000	2012/02/03
16630	BNP Paribas Arbit Issu B.V.	Xinyi Glass Euro Wts Nov 2012	0.510	6.28 per unit	2012/11/02	20,000,000	2012/02/03
16646	Credit Suisse AG	BYD European Warrants Jun 2012	0.150	28.900	2012/06/04	80,000,000	2012/02/03
16647	Credit Suisse AG	Cheung Kong European Warrants Feb 2013	0.150	100 per 100 units	2013/02/28	100,000,000	2012/02/03
16645	Credit Suisse AG	A50 China European Warrants Oct 2013	0.150	13.040	2013/10/31	120,000,000	2012/02/03
16638	Citigroup Global Mkt H Inc.	China Life Euro Wts Jul 2012	0.150	26.838	2012/07/11	80,000,000	2012/02/03
16636	Citigroup Global Mkt H Inc.	CNOOC European Wts Oct 2012	0.150	16.888	2012/10/10	80,000,000	2012/02/03
16640	Citigroup Global Mkt H Inc.	GCL-Poly Energy Eu Wt Aug 2012	0.300	2.88 per unit	2012/08/06	50,000,000	2012/02/03
16639	Citigroup Global Mkt H Inc.	Nine Dragons Euro Wts Jul 2013	0.150	6.508	2013/07/29	80,000,000	2012/02/03
16637	Citigroup Global Mkt H Inc.	Ch Rongsheng Euro Wt Sep 2012	0.250	2.98 per unit	2012/09/25	50,000,000	2012/02/03
16648	Goldman Sachs SP (Asia)	HSI European Put Wts Jul 2012	0.226	20,500 per 9,000 units	2012/07/30	200,000,000	2012/02/03
16625	J P Morgan Int'l Der. Ltd.	CC Bank European Wts Aug 2012	0.250	7.28 per unit	2012/08/20	150,000,000	2012/02/03
16624	J P Morgan SP BV	China Life European Warrants Aug 2012	0.150	26.880	2012/08/21	200,000,000	2012/02/03
16623	J P Morgan SP BV	HSI European Warrants Aug 2012	0.150	20,900 per 8,000 units	2012/08/30	200,000,000	2012/02/03
16622	J P Morgan SP BV	ICBC European Warrants Aug 2012	0.250	6.50 per unit	2012/08/30	150,000,000	2012/02/03
16617	Macquarie Bank Ltd.	BOCHK European Warrants Aug 2013	0.250	23.880	2013/08/02	200,000,000	2012/02/03
16634	Macquarie Bank Ltd.	Greatwall Motor European Wts Jun 2012	0.150	14.700	2012/06/26	100,000,000	2012/02/03

Newly listed derivative warrants (continued)

Code	Issuer	Name of issue	Issue prices (HK\$)	Strike level/ Subscription price (HK\$) per 10 units	Subscription/ exercise period	Unit issued on initial listing	Listing date
16614	Macquarie Bank Ltd.	HKEx European Warrants Aug 2012 A	0.150	138.10 per 100 units	2012/08/08	200,000,000	2012/02/03
16620	Macquarie Bank Ltd.	HSI European Put Warrants Aug 2012	0.250	20,000 per 9,000 units	2012/08/30	200,000,000	2012/02/03
16621	Macquarie Bank Ltd.	HSI European Put Warrants Aug 2012 A	0.250	21,000 per 11,000 units	2012/08/30	200,000,000	2012/02/03
16613	Macquarie Bank Ltd.	Hutchison European Warrants Aug 2012	0.363	83.000	2012/08/03	200,000,000	2012/02/03
16635	Macquarie Bank Ltd.	PetroChina European Wts Mar 2013	0.150	13.020	2013/03/04	200,000,000	2012/02/03
16615	Macquarie Bank Ltd.	SJM Holdings European Wts Feb 2013	0.251	18.880	2013/02/04	200,000,000	2012/02/03
16627	Standard Chartered Bank	BOCL European Warrants Aug 2012 B	0.270	3.60 per unit	2012/08/03	100,000,000	2012/02/03
16633	Standard Chartered Bank	HSI European Warrants Aug 2012	0.250	21,400 per 7,200 units	2012/08/30	200,000,000	2012/02/03
16603	SGA Societe Generale Acceptance N.V.	Anhui Conch Eu Wt Aug 12	0.300	32.500	2012/08/06	80,000,000	2012/02/03
16607	SGA Societe Generale Acceptance N.V.	AGBK Eu Wt Sep 2012	0.270	4.48 per unit	2012/09/26	150,000,000	2012/02/03
16602	SGA Societe Generale Acceptance N.V.	Ch Overseas Eu Wt Oct 12	0.250	16.880	2012/10/31	100,000,000	2012/02/03
16604	SGA Societe Generale Acceptance N.V.	CITBK Eu Wt Aug 2012	0.390	5.50 per unit	2012/08/06	50,000,000	2012/02/03
16611	SGA Societe Generale Acceptance N.V.	CNBM Euro Wt Nov 2012	0.150	12.680	2012/11/14	150,000,000	2012/02/03
16605	SGA Societe Generale Acceptance N.V.	Shenhua Eu Wt Oct 2012	0.250	40.080	2012/10/22	50,000,000	2012/02/03
16610	SGA Societe Generale Acceptance N.V.	A50 Ch Eu Wt Oct 2013	0.150	13.040	2013/10/28	300,000,000	2012/02/03
16608	SGA Societe Generale Acceptance N.V.	ICBC Eu Wt Sep 2012	0.260	6.80 per unit	2012/09/26	150,000,000	2012/02/03
16609	SGA Societe Generale Acceptance N.V.	Ping An Eu Wt Aug 2012	0.330	73.800	2012/08/06	100,000,000	2012/02/03
16606	SGA Societe Generale Acceptance NV	Yanzhou Coal Eu Wt Oct 12	0.250	21.880	2012/10/31	100,000,000	2012/02/03
16643	UBS AG	AIA European Warrants Sep 2012	0.160	30.050	2012/09/24	200,000,000	2012/02/03
16644	UBS AG	A50 China European Warrants Aug 2012 A	0.600	12.80 per unit	2012/08/13	100,000,000	2012/02/03
16641	UBS AG	HKEx European Warrants Dec 2012	0.250	123 per 100 units	2012/12/10	300,000,000	2012/02/03
16642	UBS AG	HKEx European Warrants Aug 2012 B	0.160	130.38 per 100 units	2012/08/08	300,000,000	2012/02/03
16649	Daiwa Capital Mkt	China Mobile European Warrants Aug 2012	0.660	76.380	2012/08/06	128,000,000	2012/02/06
16650	Daiwa Capital Mkt	China Mobile European Wts Jun 2012 A	0.250	83.830	2012/06/01	128,000,000	2012/02/06
16655	Daiwa Capital Mkt	HSI European Warrants Aug 2012	0.250	21,000 per 7,000 units	2012/08/30	200,000,000	2012/02/06
16652	Macquarie Bank Ltd.	Angang Steel European Wts Jul 2013	0.150	8.690	2013/07/23	120,000,000	2012/02/06
16651	Macquarie Bank Ltd.	Geely Auto European Warrants Aug 2012	0.250	3.08 per unit	2012/08/08	100,000,000	2012/02/06
16653	Macquarie Bank Ltd.	Galaxy Ent European Warrants Aug 2012	0.250	22.000	2012/08/06	120,000,000	2012/02/06
16656	Macquarie Bank Ltd.	Tencent European Warrants Feb 2013	0.250	200 per 100 units	2013/02/04	250,000,000	2012/02/06
16654	Standard Chartered Bank	HSI European Put Wts May 2012	0.150	20,000 per 9,800 units	2012/05/30	200,000,000	2012/02/06
16659	UBS AG	China Mobile European Put Warrants Jul 2012	0.180	65.000	2012/07/26	100,000,000	2012/02/06
16658	UBS AG	CC Bank European Warrants Jun 2012 A	0.300	6.39 per unit	2012/06/06	200,000,000	2012/02/06
16657	UBS AG	CNOOC European Warrants Aug 2012	0.150	18.200	2012/08/01	200,000,000	2012/02/06
16676	BOCI Asia Ltd.	Tencent Holdings European Put Wts Dec 2012	0.250	168 per 100 units	2012/12/31	200,000,000	2012/02/07
16701	Credit Suisse AG	AIA European Put Warrants May 2012	0.150	24.880	2012/05/31	80,000,000	2012/02/07
16700	Credit Suisse AG	CC Bank European Put Warrants May 2012	0.150	5.39 per unit	2012/05/07	80,000,000	2012/02/07
16699	Credit Suisse AG	HSBC European Put Warrants Aug 2012	0.400	60.880	2012/08/13	80,000,000	2012/02/07
16702	Credit Suisse AG	Jiangxi Copper European Put Wts Jul 2012	0.175	17.350	2012/07/30	80,000,000	2012/02/07
16698	Credit Suisse AG	Ping An European Put Warrants Aug 2012	0.300	50.380	2012/08/13	80,000,000	2012/02/07
16708	Daiwa Capital Mkt	HSBC European Warrants Jun 2012	0.250	70.000	2012/06/01	128,000,000	2012/02/07
16707	Daiwa Capital Mkt	HSBC European Warrants Aug 2012	0.250	78.000	2012/08/08	128,000,000	2012/02/07
16706	Daiwa Capital Mkt	HSBC European Put Warrants Aug 2012	0.430	60.000	2012/08/08	80,000,000	2012/02/07
16709	Daiwa Capital Mkt	ICBC European Put Warrants Aug 2012	0.390	4.80 per unit	2012/08/15	80,000,000	2012/02/07

Newly listed derivative warrants (continued)

Code	Issuer	Name of issue	Issue prices (HK\$)	Strike level/ Subscription price (HK\$) per 10 units	Subscription/ exercise period	Unit issued on initial listing	Listing date
16711	Bank of East Asia	Anhui Conch European Warrants Sep 2012	0.250	34.914	2012/09/24	70,000,000	2012/02/07
16712	Bank of East Asia	China Tel European Put Warrants Aug 2012	0.260	3.80 per unit	2012/08/07	60,000,000	2012/02/07
16710	Bank of East Asia	Ch Comm Cons European Warrants Dec 2013A	0.170	6.880	2013/12/23	230,000,000	2012/02/07
16714	Bank of East Asia	Esprit European Put Warrants Dec 2012	0.250	10.000	2012/12/24	150,000,000	2012/02/07
16713	Bank of East Asia	Ping An European Put Warrants Nov 2012	0.250	40.000	2012/11/28	60,000,000	2012/02/07
16670	Goldman Sachs SP (Asia)	Anhui Conch European Wts Aug 2012	0.353	30.880	2012/08/13	180,000,000	2012/02/07
16673	Goldman Sachs SP (Asia)	A50 China European Wts Sep 2012	0.443	12.68 per unit	2012/09/10	120,000,000	2012/02/07
16669	Goldman Sachs SP (Asia)	JIANC European Warrants Aug 2012	0.254	22.880	2012/08/13	150,000,000	2012/02/07
16672	Goldman Sachs SP (Asia)	Ping An European Warrants Jun 2012	0.281	68.880	2012/06/25	120,000,000	2012/02/07
16671	Goldman Sachs SP (Asia)	Sands China European Wts Aug 2012	0.251	30.880	2012/08/13	100,000,000	2012/02/07
16683	HK Bank	HSI European Warrants Aug 2012	0.200	20,100 per 8,000 units	2012/08/30	200,000,000	2012/02/07
16686	HK Bank	HSI European Warrants Jun 2013	0.250	21,800 per 8,000 units	2013/06/27	250,000,000	2012/02/07
16687	HK Bank	HSI European Warrants Jun 2015	0.250	23,800 per 8,800 units	2015/06/29	250,000,000	2012/02/07
16688	HK Bank	HSI European Warrants Jul 2015	0.250	26,800 per 8,000 units	2015/07/30	250,000,000	2012/02/07
16684	HK Bank	HSI European Put Warrants Aug 2012	0.250	20,800 per 10,000 units	2012/08/30	200,000,000	2012/02/07
16685	HK Bank	HSI European Put Warrants Mar 2013	0.250	18,300 per 8,000 units	2013/03/27	250,000,000	2012/02/07
16682	HK Bank	PetroChina European Warrants Aug 2012	0.280	12.88 per unit	2012/08/08	80,000,000	2012/02/07
16681	HK Bank	Tencent European Warrants Jul 2012	0.150	198.98 per 100 units	2012/07/16	120,000,000	2012/02/07
16660	Merrill Lynch Int'l & Co. C.V.	CLP European Wts Oct 2012	0.255	68.990	2012/10/22	40,000,000	2012/02/07
16663	Merrill Lynch Int'l & Co. C.V.	CNOOC Euro Put Wts Oct 2012	0.250	15.800	2012/10/22	40,000,000	2012/02/07
16668	Merrill Lynch Int'l & Co. C.V.	Sinopec Euro Wts Aug 2012	0.290	10.99 per unit	2012/08/27	40,000,000	2012/02/07
16664	Merrill Lynch Int'l & Co. C.V.	HSBC Euro Wts Jul 2012	0.171	77.790	2012/07/26	60,000,000	2012/02/07
16665	Merrill Lynch Int'l & Co. C.V.	HSBC Euro Put Wt Aug 2012	0.430	59.990	2012/08/13	40,000,000	2012/02/07
16666	Merrill Lynch Int'l & Co. C.V.	Hutchison Eu Put Wt Aug 2012	0.320	63.990	2012/08/13	40,000,000	2012/02/07
16667	Merrill Lynch Int'l & Co. C.V.	JX Copper Euro Wts Sep 2012	0.250	22.390	2012/09/17	40,000,000	2012/02/07
16662	Merrill Lynch Int'l & Co. C.V.	PWR Assets Eu Wts Oct 2012	0.250	58.990	2012/10/22	40,000,000	2012/02/07
16689	CC Rabobank B.A.	China Mer Hold European Warrants Aug 2012	0.370	27.500	2012/08/20	100,000,000	2012/02/07
16690	CC Rabobank B.A.	China Tel European Warrants Sep 2012	0.300	4.60 per unit	2012/09/17	100,000,000	2012/02/07
16691	CC Rabobank B.A.	Minsheng Bank European Wts Aug 2012	0.500	8.50 per unit	2012/08/20	100,000,000	2012/02/07
16693	CC Rabobank B.A.	Sinopec Corp European Warrants Aug 2012 A	0.400	10.50 per unit	2012/08/20	100,000,000	2012/02/07
16696	CC Rabobank B.A.	Evergrande European Warrants Sep 2012	0.600	4 per unit	2012/09/17	100,000,000	2012/02/07
16694	CC Rabobank B.A.	Li & Fung European Warrants Aug 2012 A	0.250	19.000	2012/08/20	100,000,000	2012/02/07
16695	CC Rabobank B.A.	Lenovo European Warrants Aug 2012	0.500	7.25 per unit	2012/08/20	100,000,000	2012/02/07
16697	CC Rabobank B.A.	Sands China European Warrants Nov 2012	0.500	31.000	2012/11/19	100,000,000	2012/02/07
16692	CC Rabobank B.A.	Weichai Power European Wts Aug 2012	0.450	48.000	2012/08/20	100,000,000	2012/02/07
16679	Standard Chartered Bank	Cheung Kong European Wts Sep 2012	0.325	120.000	2012/09/03	100,000,000	2012/02/07
16680	Standard Chartered Bank	Ping An European Wts Aug 2012 A	0.250	78.880	2012/08/30	100,000,000	2012/02/07
16674	SGA Societe Generale Acceptance N.V.	HWL Eur Wt Jul 2012	0.450	75.380	2012/07/18	150,000,000	2012/02/07
16675	SGA Societe Generale Acceptance N.V.	Tencent Eu Wt Jul 2012	0.150	198.98 per 100 units	2012/07/16	300,000,000	2012/02/07
16678	UBS AG	BYD European Warrants Jun 2012	0.200	28.900	2012/06/18	100,000,000	2012/02/07
16705	UBS AG	CC Bank European Put Warrants Jul 2012	0.180	4.99 per unit	2012/07/09	100,000,000	2012/02/07
16704	UBS AG	China Life European Put Warrants Jul 2012	0.150	19.260	2012/07/23	100,000,000	2012/02/07
16677	UBS AG	Sinopec Corp European Put Warrants Jun 2012	0.150	6.27 per unit	2012/06/26	100,000,000	2012/02/07

Newly listed derivative warrants (continued)

Code	Issuer	Name of issue	Issue prices (HK\$)	Strike level/ Subscription price (HK\$) per 10 units	Subscription/ exercise period	Unit issued on initial listing	Listing date
16703	UBS AG	Tencent Holdings European Put Warrants Jun 2012 C	0.150	178.78 per 100 units	2012/06/11	100,000,000	2012/02/07
16723	BOCI Asia Ltd.	CC Bank European Put Warrants Sep 2012	0.250	4.88 per unit	2012/09/03	100,000,000	2012/02/08
16721	BOCI Asia Ltd.	HSI European Put Warrants Sep 2012	0.250	19,600 per 8,000 units	2012/09/27	100,000,000	2012/02/08
16743	BNP Paribas Arbit Issu B.V.	Tencent Eu Put Wt Jan 2013	0.250	168.80 per 100 units	2013/01/03	100,000,000	2012/02/08
16741	Credit Suisse AG	China Tel European Warrants May 2012	0.150	4.89 per unit	2012/05/08	80,000,000	2012/02/08
16740	Credit Suisse AG	Tencent Holdings Euro Put Wts Aug 2012	0.250	181.88 per 100 units	2012/08/30	150,000,000	2012/02/08
16744	Citigroup Global Mkt H Inc.	Agricultural Bk Eu Wt Aug 2012	0.250	4.08 per unit	2012/08/08	80,000,000	2012/02/08
16745	Citigroup Global Mkt H Inc.	Bank of EA Euro Wts Oct 2012	0.250	33.880	2012/10/10	50,000,000	2012/02/08
16750	Citigroup Global Mkt H Inc.	BOCL European Wts Aug 2012	0.250	3.48 per unit	2012/08/08	80,000,000	2012/02/08
16753	Citigroup Global Mkt H Inc.	BankComm Euro Wts Aug 2012	0.300	6.98 per unit	2012/08/08	50,000,000	2012/02/08
16752	Citigroup Global Mkt H Inc.	CC Bank European Wt Aug 2012	0.250	6.58 per unit	2012/08/08	80,000,000	2012/02/08
16751	Citigroup Global Mkt H Inc.	CITIC Bank Euro Wts Aug 2012	0.250	5.58 per unit	2012/08/08	50,000,000	2012/02/08
16747	Citigroup Global Mkt H Inc.	COSCO Pacific Euro Wt Aug 2012	0.150	13.888	2012/08/08	80,000,000	2012/02/08
16748	Citigroup Global Mkt H Inc.	HSBC European Wts Jun 2012	0.200	72.888	2012/06/26	80,000,000	2012/02/08
16749	Citigroup Global Mkt H Inc.	Huaneng Power Euro Wt Aug 2012	0.250	5.28 per unit	2012/08/08	50,000,000	2012/02/08
16746	Citigroup Global Mkt H Inc.	Want Want Ch Euro Wts Nov 2013	0.150	7.888	2013/11/11	80,000,000	2012/02/08
16742	Daiwa Capital Mkt	Tencent Holdings Euro Put Wts Oct 2012	0.250	175 per 100 units	2012/10/15	108,000,000	2012/02/08
16718	Goldman Sachs SP (Asia)	BOCL European Warrants Sep 2012	0.251	3.68 per unit	2012/09/18	120,000,000	2012/02/08
16715	Goldman Sachs SP (Asia)	Hutchison Euro Put Wts Aug 2012	0.325	63.880	2012/08/27	100,000,000	2012/02/08
16716	Goldman Sachs SP (Asia)	Tencent European Wt Dec 2012	0.250	210 per 100 units	2012/12/03	120,000,000	2012/02/08
16717	Goldman Sachs SP (Asia)	Tencent European Put Wt Sep 2012	0.253	188 per 100 units	2012/09/24	120,000,000	2012/02/08
16725	HK Bank	AIA European Warrants Sep 2012 A	0.150	29.980	2012/09/21	120,000,000	2012/02/08
16724	HK Bank	Tencent European Warrants Jan 2013	0.250	222 per 100 units	2013/01/30	120,000,000	2012/02/08
16719	J P Morgan SP BV	Tencent European Warrants Oct 2012	0.250	200 per 100 units	2012/10/03	200,000,000	2012/02/08
16720	J P Morgan SP BV	Yanzhou Coal European Warrants Oct 2012	0.250	21.880	2012/10/30	200,000,000	2012/02/08
16735	Macquarie Bank Ltd.	Agricultural Bk Euro Warrants Sep 2012	0.250	4.88 per unit	2012/09/04	120,000,000	2012/02/08
16737	Macquarie Bank Ltd.	CITIC Bank European Warrants Sep 2012	0.250	6 per unit	2012/09/04	120,000,000	2012/02/08
16736	Macquarie Bank Ltd.	Swire Pacific A European Wts Sep 2012	0.284	110.000	2012/09/04	180,000,000	2012/02/08
16731	CC Rabobank B.A.	ChiUnicom European Put Warrants Sep 2012	0.180	13.880	2012/09/20	150,000,000	2012/02/08
16734	CC Rabobank B.A.	CSR Times European Warrants Sep 2012	0.300	17.500	2012/09/17	100,000,000	2012/02/08
16733	CC Rabobank B.A.	CSR European Warrants Sep 2012	0.500	6 per unit	2012/09/17	100,000,000	2012/02/08
16728	CC Rabobank B.A.	Galaxy Ent European Warrants Jul 2012	0.250	20.000	2012/07/26	100,000,000	2012/02/08
16727	CC Rabobank B.A.	HSBC European Warrants Jun 2012	0.200	72.880	2012/06/27	150,000,000	2012/02/08
16726	CC Rabobank B.A.	HSBC European Put Warrants Sep 2012	0.800	65.000	2012/09/17	150,000,000	2012/02/08
16732	CC Rabobank B.A.	Huaneng Power European Warrants Oct 2012	0.350	5.40 per unit	2012/10/22	100,000,000	2012/02/08
16730	CC Rabobank B.A.	Hutchison European Put Warrants Sep 2012	0.450	65.000	2012/09/17	100,000,000	2012/02/08
16729	CC Rabobank B.A.	Lenovo European Put Warrants Sep 2012	0.600	5.50 per unit	2012/09/17	100,000,000	2012/02/08
16738	CC Rabobank B.A.	Tencent Holdings European Put Wt Sep 2012	0.250	182 per 100 units	2012/09/17	200,000,000	2012/02/08
16739	Standard Chartered Bank	Tencent Hldg Euro Put Wts Aug 2012	0.250	180 per 100 units	2012/08/30	100,000,000	2012/02/08
16754	UBS AG	China Mobile European Put Warrants Jul 2012 C	0.155	64.950	2012/07/30	100,000,000	2012/02/08
16755	UBS AG	Sinopec Corp European Put Warrants Aug 2012	0.540	7.88 per unit	2012/08/08	100,000,000	2012/02/08
16757	UBS AG	Hutchison European Put Warrants Aug 2012	0.600	65.880	2012/08/08	100,000,000	2012/02/08
16756	UBS AG	PetroChina European Put Warrants Oct 2012	0.150	10.480	2012/10/15	100,000,000	2012/02/08

Newly listed derivative warrants (continued)

Code	Issuer	Name of issue	Issue prices (HK\$)	Strike level/ Subscription price (HK\$) per 10 units	Subscription/ exercise period	Unit issued on initial listing	Listing date
16794	BNP Paribas Arbit Issu B.V.	HSI European Wts Aug 2012 A	0.160	20,900 per 8,000 units	2012/08/30	200,000,000	2012/02/09
16784	Credit Suisse AG	HSI European Warrants Sep 2012	0.250	21,900 per 6,000 units	2012/09/27	400,000,000	2012/02/09
16783	Credit Suisse AG	HSI European Warrants Oct 2012	0.250	22,200 per 6,200 units	2012/10/30	400,000,000	2012/02/09
16791	Credit Suisse AG	HSI European Put Warrants Jul 2012	0.160	20,400 per 9,000 units	2012/07/30	400,000,000	2012/02/09
16785	Credit Suisse AG	HSI European Warrants Aug 2012 B	0.250	21,500 per 6,200 units	2012/08/30	400,000,000	2012/02/09
16792	Credit Suisse AG	HSI European Put Warrants Jun 2012 A	0.150	21,100 per 15,000 units	2012/06/28	400,000,000	2012/02/09
16781	Goldman Sachs SP (Asia)	BOC HK European Warrants Dec 2012	0.250	20.880	2012/12/24	100,000,000	2012/02/09
16788	Goldman Sachs SP (Asia)	CC Bank Euro Put Wts Aug 2012	0.410	5.68 per unit	2012/08/27	100,000,000	2012/02/09
16769	Goldman Sachs SP (Asia)	China Life Euro Put Wts Aug 2012	0.252	21.480	2012/08/13	120,000,000	2012/02/09
16780	Goldman Sachs SP (Asia)	Mongol Mining European Wt Sep 2013	0.250	6.880	2013/09/16	100,000,000	2012/02/09
16774	HK Bank	China Mobile European Warrants Jun 2015	0.150	70.88 per 100 units	2015/06/22	150,000,000	2012/02/09
16775	Macquarie Bank Ltd.	Bank of EA European Warrants Nov 2012	0.250	36.000	2012/11/02	200,000,000	2012/02/09
16777	Macquarie Bank Ltd.	CC Bank European Warrants Sep 2012	0.250	7 per unit	2012/09/04	150,000,000	2012/02/09
16776	Macquarie Bank Ltd.	CM Bank European Warrants Mar 2013	0.250	20.000	2013/03/04	200,000,000	2012/02/09
16758	Merrill Lynch Int'l & Co. C.V.	AIA Euro Wts Aug 2012	0.255	25.760	2012/08/13	40,000,000	2012/02/09
16764	Merrill Lynch Int'l & Co. C.V.	AIA Euro Put Wts Sep 2012	0.250	24.790	2012/09/28	40,000,000	2012/02/09
16765	Merrill Lynch Int'l & Co. C.V.	Ch Mobile Eu Put Wt Dec 2013	0.151	79.99 per 100 units	2013/12/16	70,000,000	2012/02/09
16761	Merrill Lynch Int'l & Co. C.V.	ChiUnicom Euro Wts Jun 2012	0.185	13.890	2012/06/25	60,000,000	2012/02/09
16759	Merrill Lynch Int'l & Co. C.V.	China Life Eu Wt Jul 2012 A	0.151	24.930	2012/07/18	70,000,000	2012/02/09
16763	Merrill Lynch Int'l & Co. C.V.	Ch Shenhua Eu Wt Jul 2012	0.201	38.010	2012/07/09	50,000,000	2012/02/09
16762	Merrill Lynch Int'l & Co. C.V.	Ch Shenhua Eu Wt Dec 2012	0.260	40.990	2012/12/10	50,000,000	2012/02/09
16760	Merrill Lynch Int'l & Co. C.V.	HSBC Euro Wts Jul 2012 A	0.235	72.930	2012/07/11	60,000,000	2012/02/09
16766	Merrill Lynch Int'l & Co. C.V.	Tencent Eur Put Wt Jun 2012	0.156	178.78 per 100 units	2012/06/25	70,000,000	2012/02/09
16773	CC Rabobank B.A.	CITIC Sec European Warrants Aug 2012	0.250	17.000	2012/08/20	100,000,000	2012/02/09
16772	CC Rabobank B.A.	Chinaces Cement European Wts Aug 2012	0.600	6.50 per unit	2012/08/22	100,000,000	2012/02/09
16770	CC Rabobank B.A.	Lonking European Warrants Oct 2012	0.400	3.60 per unit	2012/10/22	100,000,000	2012/02/09
16771	CC Rabobank B.A.	Poly HK Inv European Warrants Oct 2012	0.550	4.20 per unit	2012/10/22	100,000,000	2012/02/09
16778	CC Rabobank B.A.	Sunart Retail European Warrants Nov 2012	0.250	10.000	2012/11/19	100,000,000	2012/02/09
16787	Standard Chartered Bank	HSI European Put Wts Jun 2012 C	0.150	21,000 per 15,000 units	2012/06/28	200,000,000	2012/02/09
16786	Standard Chartered Bank	Sands China European Wts Sep 2012	0.250	36.280	2012/09/28	100,000,000	2012/02/09
16779	SGA Societe Generale Acceptance N.V.	Ch Mob Eu Wt Jul 2012	0.150	88.800	2012/07/04	200,000,000	2012/02/09
16767	SGA Societe Generale Acceptance N.V.	HSBC Eu Wt May 2012 C	0.190	70.000	2012/05/30	200,000,000	2012/02/09
16793	UBS AG	Cheung Kong European Warrants Dec 2013 A	0.150	108.10 per 100 units	2013/12/23	100,000,000	2012/02/09
16790	UBS AG	HSI European Put Warrants Aug 2012	0.250	21,800 per 11,000 units	2012/08/30	300,000,000	2012/02/09
16788	UBS AG	HSI European Put Warrants Dec 2012	0.150	19,000 per 12,000 units	2012/12/28	300,000,000	2012/02/09
16789	UBS AG	HSI European Put Warrants Jul 2012 B	0.150	20,100 per 10,000 units	2012/07/30	300,000,000	2012/02/09
16806	Credit Suisse AG	CNOOC European Warrants Aug 2012 A	0.150	18.200	2012/08/01	100,000,000	2012/02/10
16805	Credit Suisse AG	CNOOC European Warrants Nov 2012	0.160	17.300	2012/11/27	100,000,000	2012/02/10
16808	Credit Suisse AG	Ping An European Warrants May 2012	0.220	75.000	2012/05/28	120,000,000	2012/02/10
16812	Citigroup Global Mkt H Inc.	Ch Ship Cont Euro Wts Aug 2012	0.250	2.58 per unit	2012/08/13	50,000,000	2012/02/10
16813	Citigroup Global Mkt H Inc.	Hutchison Euro Wts Jun 2012	0.200	88.888	2012/06/20	80,000,000	2012/02/10
16811	Citigroup Global Mkt H Inc.	ICBC European Wts Aug 2012	0.300	5.98 per unit	2012/08/13	80,000,000	2012/02/10
16814	Citigroup Global Mkt H Inc.	Sunart Retail Euro Wt Jan 2013	0.250	10.880	2013/01/09	50,000,000	2012/02/10

Newly listed derivative warrants (continued)

Code	Issuer	Name of issue	Issue prices (HK\$)	Strike level/ Subscription price (HK\$) per 10 units	Subscription/ exercise period	Unit issued on initial listing	Listing date
16810	Citigroup Global Mkt H Inc.	Xinyi Glass Euro Wts Sep 2012	0.300	5.88 per unit	2012/09/17	50,000,000	2012/02/10
16809	Daiwa Capital Mkt	China Life European Put Wts Sep 2012	0.150	19.400	2012/09/03	80,000,000	2012/02/10
16821	Bank of East Asia	China COSCO European Warrants Aug 2012	0.250	7.191 per unit	2012/08/23	50,000,000	2012/02/10
16822	Bank of East Asia	CRCC European Warrants Mar 2014	0.250	4.188	2014/03/10	380,000,000	2012/02/10
16819	Bank of East Asia	Esprit European Warrants Mar 2013	0.250	15.000	2013/03/25	100,000,000	2012/02/10
16820	Bank of East Asia	JIANG European Warrants Jul 2012	0.160	23.900	2012/07/03	70,000,000	2012/02/10
16797	Goldman Sachs SP (Asia)	China Life Euro Wts Aug 2012	0.152	26.880	2012/08/21	120,000,000	2012/02/10
16799	Goldman Sachs SP (Asia)	HSI European Put Wts Aug 2012	0.258	20,888 per 8,000 units	2012/08/30	200,000,000	2012/02/10
16798	Goldman Sachs SP (Asia)	HSI European Put Wts May 2012 B	0.150	21,300 per 12,000 units	2012/05/30	200,000,000	2012/02/10
16802	J P Morgan SP BV	HSI European Put Warrants Aug 2012	0.250	20,600 per 8,000 units	2012/08/30	300,000,000	2012/02/10
16803	Macquarie Bank Ltd.	A50 China European Put Wts Feb 2013	0.250	12.380	2013/02/04	200,000,000	2012/02/10
16801	Macquarie Bank Ltd.	Hutchison European Put Wts Aug 2012	0.399	68.000	2012/08/10	200,000,000	2012/02/10
16800	Macquarie Bank Ltd.	Hutchison European Put Wts Sep 2013	0.206	82 per 100 units	2013/09/03	250,000,000	2012/02/10
16804	Standard Chartered Bank	China Life European Wts Sep 2012 A	0.150	26.880	2012/09/03	100,000,000	2012/02/10
16807	Standard Chartered Bank	Hutchison Euro Euro Wts Aug 2012	0.280	88.000	2012/08/31	100,000,000	2012/02/10
16795	SGA Societe Generale Acceptance N.V.	CLife Eu Wt Jul 2012A	0.160	24.880	2012/07/16	300,000,000	2012/02/10
16796	SGA Societe Generale Acceptance N.V.	Tencent Eu Wt Feb 2013	0.250	214.88 per 100 units	2013/02/25	300,000,000	2012/02/10
16817	UBS AG	HSI European Warrants Dec 2012 B	0.250	21,800 per 8,000 units	2012/12/28	300,000,000	2012/02/10
16818	UBS AG	Hutchison European Warrants Jun 2012 D	0.230	86.930	2012/06/29	200,000,000	2012/02/10
16815	UBS AG	Hutchison European Put Warrants Aug 2012 A	0.480	68.880	2012/08/13	100,000,000	2012/02/10
16816	UBS AG	Ping An European Put Warrants Aug 2012	0.410	53.880	2012/08/13	100,000,000	2012/02/10
16846	BNP Paribas Arbit Issu B.V.	AIA European Warrants Jan 2013	0.250	28.000	2013/01/03	100,000,000	2012/02/13
16847	BNP Paribas Arbit Issu B.V.	Ch Mobile Euro Wts Dec 2012	0.460	85.000	2012/12/04	200,000,000	2012/02/13
16848	BNP Paribas Arbit Issu B.V.	Hutchison Euro Wts Jul 2012 B	0.250	88.900	2012/07/03	92,000,000	2012/02/13
16855	Credit Suisse AG	China Life European Warrants May 2012 B	0.150	24.100	2012/05/31	100,000,000	2012/02/13
16852	Credit Suisse AG	HSBC European Wts May 2012 A	0.150	75.000	2012/05/31	180,000,000	2012/02/13
16853	Credit Suisse AG	HSBC European Wts May 2012 B	0.150	78.900	2012/05/31	180,000,000	2012/02/13
16849	Credit Suisse AG	HSI European Warrants Aug 2012 C	0.150	21,400 per 7,200 units	2012/08/30	400,000,000	2012/02/13
16850	Credit Suisse AG	HSI European Put Warrants May 2012 H	0.150	21,300 per 12,000 units	2012/05/30	400,000,000	2012/02/13
16851	Credit Suisse AG	HSI European Put Warrants Jul 2012 A	0.150	20,100 per 10,000 units	2012/07/30	400,000,000	2012/02/13
16854	Credit Suisse AG	Hutchison European Warrants Jun 2012 B	0.150	90.900	2012/06/04	180,000,000	2012/02/13
16840	Citigroup Global Mkt H Inc.	HSCEI European Wts Jun 2012	0.150	11,250 per 5,600 units	2012/06/28	100,000,000	2012/02/13
16842	Citigroup Global Mkt H Inc.	HSI European Wts May 2012	0.160	20,100 per 7,800 units	2012/05/30	100,000,000	2012/02/13
16841	Citigroup Global Mkt H Inc.	HSI European Put Wt Jul 2012	0.150	20,400 per 9,000 units	2012/07/30	100,000,000	2012/02/13
16827	Goldman Sachs SP (Asia)	Ch COSCO European Wts Sep 2012	0.377	6 per unit	2012/09/10	100,000,000	2012/02/13
16823	Goldman Sachs SP (Asia)	CLP European Warrants Oct 2012	0.254	70.000	2012/10/15	120,000,000	2012/02/13
16826	Goldman Sachs SP (Asia)	CNOOC European Warrants Aug 2012	0.155	18.180	2012/08/06	120,000,000	2012/02/13
16825	Goldman Sachs SP (Asia)	Hutchison European Wts Aug 2012	0.255	88.880	2012/08/27	120,000,000	2012/02/13
16824	Goldman Sachs SP (Asia)	PWR Assets European Wts Oct 2012	0.264	60.000	2012/10/22	120,000,000	2012/02/13
16838	Macquarie Bank Ltd.	AIA European Warrants Nov 2012	0.250	27.500	2012/11/02	200,000,000	2012/02/13
16843	Macquarie Bank Ltd.	BOCL European Warrants Oct 2012	0.250	4 per unit	2012/10/04	120,000,000	2012/02/13
16836	Macquarie Bank Ltd.	China Unicom European Put Wts Oct 2012	0.165	13.860	2012/10/04	200,000,000	2012/02/13
16835	Macquarie Bank Ltd.	Minsheng Bank European Wts Sep 2012	0.250	9.99 per unit	2012/09/04	100,000,000	2012/02/13

Newly listed derivative warrants (continued)

Code	Issuer	Name of issue	Issue prices (HK\$)	Strike level/ Subscription price (HK\$) per 10 units	Subscription/ exercise period	Unit issued on initial listing	Listing date
16844	Macquarie Bank Ltd.	Esprit European Warrants Jan 2013	0.250	15.000	2013/01/03	180,000,000	2012/02/13
16837	Macquarie Bank Ltd.	Henderson Land Dev Euro Wts Oct 2012	0.304	50.000	2012/10/04	180,000,000	2012/02/13
16839	Merrill Lynch Int'l & Co. C.V.	HSI European Wts Dec 2012 A	0.150	22,700 per 8,000 units	2012/12/28	100,000,000	2012/02/13
16831	CC Rabobank B.A.	CNOOC European Warrants Aug 2012 A	0.150	18.200	2012/08/01	150,000,000	2012/02/13
16834	CC Rabobank B.A.	GCL-Poly Energy European Wts Aug 2012	0.350	3.10 per unit	2012/08/27	100,000,000	2012/02/13
16830	CC Rabobank B.A.	Hutchison European Warrants Aug 2012	0.300	87.500	2012/08/27	150,000,000	2012/02/13
16833	CC Rabobank B.A.	Xinyi Glass European Warrants Nov 2012	0.600	5.60 per unit	2012/11/19	100,000,000	2012/02/13
16832	CC Rabobank B.A.	Zijin Mining European Warrants Jul 2012	0.500	3.99 per unit	2012/07/26	100,000,000	2012/02/13
16829	Standard Chartered Bank	ICBC European Put Wts Sep 2012	0.250	4.50 per unit	2012/09/28	100,000,000	2012/02/13
16828	Standard Chartered Bank	ICBC European Warrants Aug 2012 A	0.250	6.28 per unit	2012/08/30	100,000,000	2012/02/13
16845	SGA Societe Generale Acceptance N.V.	HSI Eu Put Wt May 12 C	0.150	21,400 per 12,000 units	2012/05/30	300,000,000	2012/02/13
16857	UBS AG	CITIC Sec European Warrants Aug 2012	0.250	17.880	2012/08/13	100,000,000	2012/02/13
16858	UBS AG	China Tel European Warrants Aug 2012 A	0.450	4.18 per unit	2012/08/13	100,000,000	2012/02/13
16859	UBS AG	HSBC European Put Warrants Aug 2012	0.310	58.830	2012/08/06	100,000,000	2012/02/13
16856	UBS AG	Sunart Retail European Warrants Dec 2012	0.250	10.880	2012/12/17	100,000,000	2012/02/13
16864	Goldman Sachs SP (Asia)	BYD European Warrants Dec 2012	0.266	30.000	2012/12/10	120,000,000	2012/02/14
16863	Goldman Sachs SP (Asia)	China Unicom European Wts Dec 2012	0.165	14.880	2012/12/19	120,000,000	2012/02/14
16862	Goldman Sachs SP (Asia)	HSBC European Warrants Jul 2012 B	0.167	77.800	2012/07/30	160,000,000	2012/02/14
16874	Goldman Sachs SP (Asia)	HSI European Warrants Oct 2012	0.250	22,000 per 6,500 units	2012/10/30	200,000,000	2012/02/14
16875	J P Morgan SP BV	China Mob European Wts Aug 2012	0.150	90.000	2012/08/06	200,000,000	2012/02/14
16872	Macquarie Bank Ltd.	CITIC Bank European Warrants Oct 2012	0.250	6 per unit	2012/10/04	100,000,000	2012/02/14
16871	Macquarie Bank Ltd.	HSCEI European Warrants Feb 2013	0.250	12,600 per 5,000 units	2013/02/27	200,000,000	2012/02/14
16870	Macquarie Bank Ltd.	HSCEI European Put Warrants Dec 2012	0.250	11,000 per 5,000 units	2012/12/28	200,000,000	2012/02/14
16873	Macquarie Bank Ltd.	Huaneng Power European Wts Sep 2012	0.250	5.88 per unit	2012/09/04	110,000,000	2012/02/14
16861	Merrill Lynch Int'l & Co. C.V.	CNOOC Euro Wts Aug 2012	0.151	18.200	2012/08/01	70,000,000	2012/02/14
16860	Merrill Lynch Int'l & Co. C.V.	Hutchison Eur Wt Jun 2012 A	0.210	88.900	2012/06/25	50,000,000	2012/02/14
16867	CC Rabobank B.A.	AIA European Put Warrants Dec 2012	0.250	23.500	2012/12/17	100,000,000	2012/02/14
16865	CC Rabobank B.A.	BOCL European Warrants Sep 2012 A	0.250	3.70 per unit	2012/09/10	100,000,000	2012/02/14
16866	CC Rabobank B.A.	Ch Mobile European Put Wts Jul 2012	0.150	64.950	2012/07/26	100,000,000	2012/02/14
16869	CC Rabobank B.A.	Hengdeli European Warrants Aug 2012	0.450	3.60 per unit	2012/08/27	100,000,000	2012/02/14
16868	CC Rabobank B.A.	Nine Dragons European Warrants Jul 2013	0.180	6.510	2013/07/26	100,000,000	2012/02/14
16876	Standard Chartered Bank	Hutchison Euro Euro Wts Jul 2012 A	0.380	83.900	2012/07/26	100,000,000	2012/02/14
16877	UBS AG	China Unicom European Warrants Sep 2012 B	0.250	13.000	2012/09/10	200,000,000	2012/02/14
16879	UBS AG	HSBC European Warrants May 2012 B	0.160	75.050	2012/05/28	200,000,000	2012/02/14
16880	UBS AG	HSI European Warrants May 2012 G	0.200	19,600 per 8,000 units	2012/05/30	300,000,000	2012/02/14
16881	UBS AG	HSI European Warrants Aug 2012 B	0.160	21,400 per 7,200 units	2012/08/30	300,000,000	2012/02/14
16884	BOCI Asia Ltd.	China Unicom European Warrants Oct 2012	0.150	15.000	2012/10/03	100,000,000	2012/02/15
16883	BOCI Asia Ltd.	CC Bank European Warrants Jul 2012	0.241	6.88 per unit	2012/07/03	100,000,000	2012/02/15
16888	BOCI Asia Ltd.	PetroChina European Put Warrants Dec 2012	0.150	10.980	2012/12/05	100,000,000	2012/02/15
16882	BOCI Asia Ltd.	Ping An European Warrants Jun 2012	0.360	68.880	2012/06/11	100,000,000	2012/02/15
16896	Credit Suisse AG	Sinopec Corp European Put Wts Aug 2012	0.450	8.38 per unit	2012/08/27	80,000,000	2012/02/15
16895	Credit Suisse AG	HKEx European Warrants Aug 2012 A	0.150	138 per 100 units	2012/08/01	180,000,000	2012/02/15
16894	Credit Suisse AG	HSI European Put Warrants Aug 2012	0.160	20,700 per 10,000 units	2012/08/30	400,000,000	2012/02/15

Newly listed derivative warrants (continued)

Code	Issuer	Name of issue	Issue prices (HK\$)	Strike level/ Subscription price (HK\$) per 10 units	Subscription/ exercise period	Unit issued on initial listing	Listing date
16911	Daiwa Capital Mkt	BOC HK European Warrants Jan 2013	0.250	22.680	2013/01/24	108,000,000	2012/02/15
16909	Daiwa Capital Mkt	CCB European Warrants Jun 2012 B	0.150	7.88 per unit	2012/06/01	128,000,000	2012/02/15
16912	Daiwa Capital Mkt	China Life European Warrants Aug 2012	0.150	26.880	2012/08/21	188,000,000	2012/02/15
16907	Daiwa Capital Mkt	Sinopec Corp European Warrants Jun 2012	0.190	11.50 per unit	2012/06/20	98,000,000	2012/02/15
16890	Daiwa Capital Mkt	Sinopec Corp European Put Wts Aug 2012	0.370	8 per unit	2012/08/15	80,000,000	2012/02/15
16908	Daiwa Capital Mkt	HKEx European Warrants Dec 2012	0.150	160 per 100 units	2012/12/24	158,000,000	2012/02/15
16901	Daiwa Capital Mkt	HKEx European Warrants Aug 2012 A	0.150	138 per 100 units	2012/08/01	158,000,000	2012/02/15
16904	Daiwa Capital Mkt	HSCEI European Warrants Aug 2012	0.250	11,800 per 5,400 units	2012/08/30	100,000,000	2012/02/15
16903	Daiwa Capital Mkt	HSCEI European Put Warrants Aug 2012	0.250	12,000 per 6,000 units	2012/08/30	100,000,000	2012/02/15
16902	Daiwa Capital Mkt	HSI European Put Warrants Aug 2012	0.250	20,600 per 8,500 units	2012/08/30	200,000,000	2012/02/15
16905	Daiwa Capital Mkt	Hutchison European Warrants May 2012 A	0.210	84.880	2012/05/22	128,000,000	2012/02/15
16910	Daiwa Capital Mkt	ICBC European Warrants Sep 2012	0.150	6.80 per unit	2012/09/03	128,000,000	2012/02/15
16906	Daiwa Capital Mkt	Tencent Holdings European Wts Sep 2012	0.190	200 per 100 units	2012/09/24	128,000,000	2012/02/15
16886	Macquarie Bank Ltd.	CITIC Sec European Warrants Aug 2012	0.250	17.880	2012/08/15	160,000,000	2012/02/15
16887	Macquarie Bank Ltd.	CNOOC European Warrants Aug 2012	0.150	18.200	2012/08/02	200,000,000	2012/02/15
16891	Macquarie Bank Ltd.	China Railway European Wts Sep 2012	0.250	3.68 per unit	2012/09/04	100,000,000	2012/02/15
16892	Macquarie Bank Ltd.	HKEx European Put Warrants Feb 2013	0.250	135 per 100 units	2013/02/04	250,000,000	2012/02/15
16885	Macquarie Bank Ltd.	Sunart Retail European Wts Dec 2012	0.250	11.000	2012/12/17	160,000,000	2012/02/15
16893	Standard Chartered Bank	HSBC European Warrants May 2012 B	0.150	78.900	2012/05/28	100,000,000	2012/02/15
16889	Standard Chartered Bank	Hutchison European Put Wt Oct 2012	0.300	62.880	2012/10/05	100,000,000	2012/02/15
16898	UBS AG	China Mobile European Warrants Jun 2012 D	0.150	88.850	2012/06/25	200,000,000	2012/02/15
16900	UBS AG	HKEx European Warrants Dec 2012 A	0.150	160.10 per 100 units	2012/12/24	300,000,000	2012/02/15
16897	UBS AG	HSI European Put Warrants Sep 2012	0.250	22,200 per 12,000 units	2012/09/27	300,000,000	2012/02/15
16899	UBS AG	Tencent Holdings European Warrants Jan 2013	0.177	222.20 per 100 units	2013/01/23	200,000,000	2012/02/15
16918	BOCI Asia Ltd.	Tracker Fund European Put Warrants Dec 2012	0.250	19.880	2012/12/10	100,000,000	2012/02/16
16933	BNP Paribas Arbit Issu B.V.	HKEx European Wts Dec 2012 A	0.150	154.10 per 100 units	2012/12/03	100,000,000	2012/02/16
16931	Credit Suisse AG	Cheung Kong European Warrants Aug 2012	0.300	120.880	2012/08/27	80,000,000	2012/02/16
16930	Credit Suisse AG	PetroChina European Warrants Jun 2012	0.380	13 per unit	2012/06/08	120,000,000	2012/02/16
16932	Credit Suisse AG	SHK Ppt European Warrants Aug 2012	0.400	122.880	2012/08/27	80,000,000	2012/02/16
16934	Daiwa Capital Mkt	HSI European Put Warrants Aug 2012 A	0.250	22,000 per 10,000 units	2012/08/30	200,000,000	2012/02/16
16914	Goldman Sachs SP (Asia)	HSI European Put Wts Aug 2012 B	0.306	22,000 per 8,000 units	2012/08/30	200,000,000	2012/02/16
16913	Goldman Sachs SP (Asia)	PetroChina European Wts Feb 2013	0.157	13.000	2013/02/25	120,000,000	2012/02/16
16917	HK Bank	BOC HK European Warrants Jul 2013	0.170	23.880	2013/07/26	100,000,000	2012/02/16
16916	HK Bank	China Mobile European Warrants Aug 2012	0.420	78.080	2012/08/16	150,000,000	2012/02/16
16915	HK Bank	China Mobile European Put Warrants Oct 2012	0.320	72.280	2012/10/18	150,000,000	2012/02/16
16928	J P Morgan SP BV	China Life European Warrants Aug 2012 A	0.250	23.880	2012/08/30	200,000,000	2012/02/16
16920	Macquarie Bank Ltd.	AIA European Warrants Oct 2012 A	0.154	30.000	2012/10/04	200,000,000	2012/02/16
16921	Macquarie Bank Ltd.	China Coal European Warrants Nov 2012	0.150	11.020	2012/11/28	200,000,000	2012/02/16
16919	Macquarie Bank Ltd.	China Shenhua European Wts Aug 2012	0.150	42.050	2012/08/02	200,000,000	2012/02/16
16929	Macquarie Bank Ltd.	Jiangxi Copper European Wts Sep 2012 A	0.254	26.000	2012/09/04	200,000,000	2012/02/16
16926	CC Rabobank B.A.	CHALCO European Warrants Aug 2012	0.500	4.80 per unit	2012/08/27	100,000,000	2012/02/16
16924	CC Rabobank B.A.	China COSCO European Warrants Aug 2012	0.400	7 per unit	2012/08/27	100,000,000	2012/02/16
16925	CC Rabobank B.A.	Jiangxi Copper European Warrants Sep 2012	0.250	24.500	2012/09/17	100,000,000	2012/02/16

Newly listed derivative warrants (continued)

Code	Issuer	Name of issue	Issue prices (HK\$)	Strike level/ Subscription price (HK\$) per 10 units	Subscription/ exercise period	Unit issued on initial listing	Listing date
16927	CC Rabobank B.A.	PetroChina European Warrants Dec 2012	0.150	12.020	2012/12/19	150,000,000	2012/02/16
16922	Standard Chartered Bank	HSI European Warrants Sep 2012	0.250	22,000 per 6,800 units	2012/09/27	200,000,000	2012/02/16
16923	Standard Chartered Bank	HSI European Put Wts Aug 2012	0.210	21,800 per 11,000 units	2012/08/30	200,000,000	2012/02/16
16937	UBS AG	BYD European Warrants Jul 2012 B	0.330	33.050	2012/07/03	100,000,000	2012/02/16
16938	UBS AG	China Mobile European Warrants May 2012	0.190	83.850	2012/05/28	200,000,000	2012/02/16
16939	UBS AG	CNOOC European Warrants Jan 2013	0.250	19.280	2013/01/28	200,000,000	2012/02/16
16936	UBS AG	A50 China European Warrants May 2012	0.210	13.40 per unit	2012/05/17	100,000,000	2012/02/16
16935	UBS AG	HSI European Put Warrants Aug 2012 C	0.180	20,800 per 10,000 units	2012/08/30	300,000,000	2012/02/16
28710 #	Merrill Lynch Int'l & Co. C.V.	Hutchison Euro Wts Aug 2013	0.055	91.99 per 100 units	2013/08/05	200,000,000	2012/02/16
16940	Goldman Sachs SP (Asia)	Li Ning European Warrants Mar 2013	0.250	11.680	2013/03/25	120,000,000	2012/02/17
16944	J P Morgan SP BV	BOCL European Warrants Sep 2012	0.250	3.68 per unit	2012/09/17	200,000,000	2012/02/17
16943	J P Morgan SP BV	China Mob European Wts Jul 2012 A	0.159	86.990	2012/07/27	200,000,000	2012/02/17
16946	Macquarie Bank Ltd.	China Life European Wts Jun 2012 A	0.150	24.080	2012/06/04	200,000,000	2012/02/17
16945	Macquarie Bank Ltd.	China Life European Put Wts Aug 2012	0.194	21.480	2012/08/06	200,000,000	2012/02/17
16947	Macquarie Bank Ltd.	Tencent European Warrants Feb 2013 A	0.187	222 per 100 units	2013/02/04	250,000,000	2012/02/17
16941	Standard Chartered Bank	HKEx European Warrants Aug 2012 A	0.150	138.10 per 100 units	2012/08/01	100,000,000	2012/02/17
16942	Standard Chartered Bank	HKEx European Warrants Dec 2012 B	0.180	160 per 100 units	2012/12/24	100,000,000	2012/02/17
16948	SGA Societe Generale Acceptance N.V.	Ch Mob Eu Wt Jun 12A	0.150	85.500	2012/06/11	200,000,000	2012/02/17
16950	UBS AG	Cheung Kong European Warrants Aug 2012	0.250	123.880	2012/08/20	100,000,000	2012/02/17
16951	UBS AG	CNOOC European Put Warrants Oct 2012	0.170	15.780	2012/10/15	100,000,000	2012/02/17
16952	UBS AG	Evergrande European Warrants Aug 2012	0.500	5.50 per unit	2012/08/20	100,000,000	2012/02/17
16949	UBS AG	SHK Ppt European Warrants Aug 2012	0.400	125.000	2012/08/20	100,000,000	2012/02/17
16955	J P Morgan Int'l Der. Ltd.	HSCEI European Wts Oct 2012	0.250	12,000 per 4,800 units	2012/10/30	200,000,000	2012/02/20
16954	Standard Chartered Bank	CNBM European Warrants Nov 2012	0.153	12.700	2012/11/09	100,000,000	2012/02/20
16953	SGA Societe Generale Acceptance N.V.	CLife Eu Wt May 2012A	0.150	22.880	2012/05/30	200,000,000	2012/02/20
16956	UBS AG	HKEx European Warrants Nov 2012 B	0.150	149.90 per 100 units	2012/11/08	300,000,000	2012/02/20
16957	UBS AG	Hutchison European Warrants Jul 2012 B	0.365	80.880	2012/07/09	200,000,000	2012/02/20
16962	Goldman Sachs SP (Asia)	AIA European Warrants Sep 2012 A	0.156	30.000	2012/09/21	120,000,000	2012/02/21
16961	Goldman Sachs SP (Asia)	China Res Gas European Wt Dec 2012	0.250	12.000	2012/12/24	120,000,000	2012/02/21
16963	Goldman Sachs SP (Asia)	Foxconn European Warrants Aug 2012	0.551	6.88 per unit	2012/08/27	120,000,000	2012/02/21
16960	Goldman Sachs SP (Asia)	Yanzhou Coal European Wts Jul 2012	0.151	22.880	2012/07/03	120,000,000	2012/02/21
16964	HK Bank	HSI European Warrants Aug 2012 A	0.150	21,500 per 7,200 units	2012/08/30	200,000,000	2012/02/21
16965	J P Morgan SP BV	AIA European Warrants Sep 2012	0.150	30.000	2012/09/21	200,000,000	2012/02/21
16958	Macquarie Bank Ltd.	Esprit European Warrants Jan 2013 A	0.250	18.880	2013/01/03	200,000,000	2012/02/21
16959	SGA Societe Generale Acceptance N.V.	CNOOC Eu Wt Aug 2012	0.150	18.200	2012/08/01	300,000,000	2012/02/21
17020	BNP Paribas Arbit Issu B.V.	HSI European Wts Sep 2012	0.250	22,000 per 6,000 units	2012/09/27	200,000,000	2012/02/22
17019	BNP Paribas Arbit Issu B.V.	HSI Euro Put Wts Sep 2012	0.260	22,000 per 10,000 units	2012/09/27	200,000,000	2012/02/22
17008	Credit Suisse AG	China Mobile European Put Wts Jul 2012	0.150	70.950	2012/07/30	150,000,000	2012/02/22
17002	Credit Suisse AG	CC Bank European Warrants Aug 2012	0.250	7.08 per unit	2012/08/27	120,000,000	2012/02/22
17007	Credit Suisse AG	China Mobile European Warrants Jun 2012 A	0.150	88.850	2012/06/29	150,000,000	2012/02/22
17009	Credit Suisse AG	CNOOC European Put Warrants Oct 2012	0.150	15.780	2012/10/29	120,000,000	2012/02/22
17004	Credit Suisse AG	HKEx European Warrants Dec 2012	0.150	160 per 100 units	2012/12/24	180,000,000	2012/02/22
17003	Credit Suisse AG	HKEx European Warrants Aug 2012 B	0.250	178.880	2012/08/27	180,000,000	2012/02/22

Newly listed derivative warrants (continued)

Code	Issuer	Name of issue	Issue prices (HK\$)	Strike level/ Subscription price (HK\$) per 10 units	Subscription/ exercise period	Unit issued on initial listing	Listing date
17012	Credit Suisse AG	HSI European Warrants Dec 2012	0.150	22,800 per 8,000 units	2012/12/28	400,000,000	2012/02/22
17010	Credit Suisse AG	HSI European Put Warrants Aug 2012 D	0.180	20,800 per 8,000 units	2012/08/30	400,000,000	2012/02/22
17011	Credit Suisse AG	HSI European Put Warrants Aug 2012 E	0.150	20,900 per 11,000 units	2012/08/30	400,000,000	2012/02/22
17006	Credit Suisse AG	ICBC European Warrants Jul 2012 B	0.150	6.49 per unit	2012/07/30	120,000,000	2012/02/22
17001	Credit Suisse AG	SHK Ppt European Warrants Aug 2012 A	0.250	138.800	2012/08/27	80,000,000	2012/02/22
17005	Credit Suisse AG	Tencent Holdings European Wts Nov 2012	0.200	210 per 100 units	2012/11/30	180,000,000	2012/02/22
17026	Citigroup Global Mkt H Inc.	Ch Overseas Euro Wts Oct 2012	0.180	17.518	2012/10/10	100,000,000	2012/02/22
17027	Citigroup Global Mkt H Inc.	Ch Overseas Eu Put Wt Oct 2012	0.200	14.668	2012/10/15	100,000,000	2012/02/22
17028	Citigroup Global Mkt H Inc.	Chi Res Land Euro Wt Aug 2012	0.250	16.880	2012/08/27	100,000,000	2012/02/22
17023	Citigroup Global Mkt H Inc.	New World European Wt Apr 2013	0.150	10.918 per 9 units	2013/04/04	100,000,000	2012/02/22
17024	Citigroup Global Mkt H Inc.	Tencent Euro Put Wts Aug 2012	0.150	180.08 per 100 units	2012/08/23	100,000,000	2012/02/22
17015	Daiwa Capital Mkt	BOCL European Warrants Sep 2012	0.170	4 per unit	2012/09/25	108,000,000	2012/02/22
17014	Daiwa Capital Mkt	BOCL European Put Warrants Sep 2012	0.370	3.20 per unit	2012/09/03	80,000,000	2012/02/22
17013	Daiwa Capital Mkt	China Mobile European Wts Sep 2012	0.170	93.880	2012/09/25	128,000,000	2012/02/22
17016	Daiwa Capital Mkt	HSI European Warrants Oct 2012	0.200	22,000 per 6,500 units	2012/10/30	200,000,000	2012/02/22
17017	Daiwa Capital Mkt	HSI European Warrants Aug 2012 B	0.200	21,500 per 6,200 units	2012/08/30	200,000,000	2012/02/22
16966	Goldman Sachs SP (Asia)	Dongfang Elec Euro Wts Aug 2012	0.253	24.880	2012/08/27	120,000,000	2012/02/22
16998	J P Morgan SP BV	China Mob European Put Warrants Aug 2012	0.250	70.880	2012/08/22	100,000,000	2012/02/22
17018	J P Morgan SP BV	HSI European Warrants Dec 2012	0.150	22,900 per 8,000 units	2012/12/28	200,000,000	2012/02/22
16997	J P Morgan SP BV	ICBC European Put Wts Aug 2012	0.267	4.68 per unit	2012/08/30	100,000,000	2012/02/22
17000	Macquarie Bank Ltd.	China Mobile European Wts Aug 2012 A	0.208	88.880	2012/08/02	150,000,000	2012/02/22
16986	Nomura Int'l plc	BOC HK European Put Warrants Dec 2012	0.250	19.980	2012/12/24	50,000,000	2012/02/22
16982	Nomura Int'l plc	China Mobile European Put Wts Aug 2012	0.150	68.880	2012/08/20	100,000,000	2012/02/22
16976	Nomura Int'l plc	China Telecom European Put Wts Jul 2012	0.157	3.80 per unit	2012/07/31	100,000,000	2012/02/22
16977	Nomura Int'l plc	China Unicom European Put Wts Aug 2013	0.256	12.880	2013/08/30	50,000,000	2012/02/22
16980	Nomura Int'l plc	CC Bank European Warrants Aug 2012	0.250	7.08 per unit	2012/08/28	100,000,000	2012/02/22
16981	Nomura Int'l plc	CC Bank European Put Warrants Aug 2012	0.271	5.28 per unit	2012/08/28	50,000,000	2012/02/22
16984	Nomura Int'l plc	CITIC Bank European Put Warrants Aug 2012	0.253	4.08 per unit	2012/08/28	50,000,000	2012/02/22
16978	Nomura Int'l plc	CNOOC European Warrants Aug 2012	0.155	18.180	2012/08/01	100,000,000	2012/02/22
16979	Nomura Int'l plc	CNOOC European Put Warrants Oct 2012	0.150	15.000	2012/10/31	100,000,000	2012/02/22
16972	Nomura Int'l plc	HKEx European Warrants Dec 2012	0.150	160 per 100 units	2012/12/24	100,000,000	2012/02/22
16973	Nomura Int'l plc	HKEx European Put Warrants Mar 2013	0.160	125 per 100 units	2013/03/25	100,000,000	2012/02/22
16967	Nomura Int'l plc	HSBC European Warrants Aug 2012	0.254	74.880	2012/08/28	50,000,000	2012/02/22
16968	Nomura Int'l plc	HSBC European Put Warrants Aug 2012	0.256	56.880	2012/08/28	50,000,000	2012/02/22
16969	Nomura Int'l plc	Hutchison European Warrants Sep 2012	0.250	88.880	2012/09/28	100,000,000	2012/02/22
16985	Nomura Int'l plc	ICBC European Put Warrants Aug 2012	0.290	4.48 per unit	2012/08/28	50,000,000	2012/02/22
16970	Nomura Int'l plc	JIANC European Warrants Sep 2012	0.250	23.000	2012/09/28	100,000,000	2012/02/22
16971	Nomura Int'l plc	Jiangxi Copper European Put Wts Sep 2012	0.250	18.500	2012/09/28	100,000,000	2012/02/22
16983	Nomura Int'l plc	Lenovo European Warrants Aug 2012	0.500	7.88 per unit	2012/08/22	50,000,000	2012/02/22
16974	Nomura Int'l plc	Tencent Holdings Euro Warrants Jul 2012	0.150	198.88 per 100 units	2012/07/30	100,000,000	2012/02/22
16975	Nomura Int'l plc	Tencent Holdings Euro Put Wts Dec 2012	0.175	167.98 per 100 units	2012/12/24	100,000,000	2012/02/22
16989	CC Rabobank B.A.	BYD European Warrants Jul 2012	0.340	28.050	2012/07/26	100,000,000	2012/02/22
16987	CC Rabobank B.A.	Esprit European Warrants Nov 2012	0.250	18.000	2012/11/19	100,000,000	2012/02/22

Newly listed derivative warrants (continued)

Code	Issuer	Name of issue	Issue prices (HK\$)	Strike level/ Subscription price (HK\$) per 10 units	Subscription/ exercise period	Unit issued on initial listing	Listing date
16990	CC Rabobank B.A.	Ping An European Warrants Aug 2012 A	0.550	72.550	2012/08/28	100,000,000	2012/02/22
16992	CC Rabobank B.A.	Sands China European Put Wts Oct 2012	0.460	23.800	2012/10/30	100,000,000	2012/02/22
16991	CC Rabobank B.A.	Swrie Pacific A European Wts Aug 2012	0.450	99.800	2012/08/30	100,000,000	2012/02/22
16988	CC Rabobank B.A.	Zoomlion European Warrants Dec 2012 A	0.250	12.000	2012/12/17	80,000,000	2012/02/22
16994	Standard Chartered Bank	Sinopec Corp Euro Wts Oct 2012	0.250	12.86 per unit	2012/10/30	100,000,000	2012/02/22
16993	Standard Chartered Bank	Sinopec Corp Euro Wts Nov 2014	0.250	8.880	2014/11/28	100,000,000	2012/02/22
16995	Standard Chartered Bank	Yurun Food Euro Warrants Nov 2012	0.250	12.680	2012/11/02	100,000,000	2012/02/22
16999	SGA Societe Generale Acceptance N.V.	HSI Eu Put Wt Aug 12 A	0.180	21,800 per 11,000 units	2012/08/30	300,000,000	2012/02/22
16996	SGA Societe Generale Acceptance N.V.	HWL Eur Wt Jul 2012 A	0.400	80.880	2012/07/11	150,000,000	2012/02/22
17022	UBS AG	CC Bank European Warrants Aug 2012	0.250	7.38 per unit	2012/08/22	200,000,000	2012/02/22
17021	UBS AG	HSI European Warrants Aug 2012 D	0.250	22,000 per 7,000 units	2012/08/30	300,000,000	2012/02/22
15216 #	Credit Suisse AG	A50 China European Warrants Oct 2012	0.073	12.300	2012/10/08	200,000,000	2012/02/22
17041	BNP Paribas Arbit Issu B.V.	Belle Int'l Euro Wts Jul 2013	0.260	13.880	2013/07/03	100,000,000	2012/02/23
17040	BNP Paribas Arbit Issu B.V.	Tencent Holdings Eu Wt Jan 2013	0.250	208 per 100 units	2013/01/03	100,000,000	2012/02/23
17042	BNP Paribas Arbit Issu B.V.	Tencent Eu Put Wt Oct 2012	0.250	190 per 100 units	2012/10/04	100,000,000	2012/02/23
17034	Credit Suisse AG	Jiangxi Copper European Wts Aug 2012	0.160	26.000	2012/08/31	70,000,000	2012/02/23
17046	Credit Suisse AG	Tencent Holdings European Wts Jul 2012 A	0.150	218 per 100 units	2012/07/09	100,000,000	2012/02/23
17048	Daiwa Capital Mkt	Tencent Holdings European Wts Jul 2012 A	0.150	218 per 100 units	2012/07/03	128,000,000	2012/02/23
17047	Daiwa Capital Mkt	Tencent Holdings Euro Put Wts Sep 2012	0.270	200 per 100 units	2012/09/03	80,000,000	2012/02/23
17031	Goldman Sachs SP (Asia)	CC Bank European Wts Sep 2012 A	0.250	7.38 per unit	2012/09/03	150,000,000	2012/02/23
17029	Goldman Sachs SP (Asia)	HSBC European Warrants Jun 2012	0.152	82.000	2012/06/11	200,000,000	2012/02/23
17030	Goldman Sachs SP (Asia)	Hutchison European Wts Jun 2012 A	0.158	90.880	2012/06/04	200,000,000	2012/02/23
17033	HK Bank	China Mobile European Warrants Sep 2012	0.150	93.880	2012/09/25	160,000,000	2012/02/23
17032	Macquarie Bank Ltd.	HSI European Warrants Dec 2012	0.150	22,800 per 8,000 units	2012/12/28	250,000,000	2012/02/23
17045	Macquarie Bank Ltd.	ICBC European Put Warrants Oct 2012	0.250	4.28 per unit	2012/10/04	150,000,000	2012/02/23
17044	Macquarie Bank Ltd.	SHK Ppt European Warrants Dec 2012	0.150	122.88 per 100 units	2012/12/04	250,000,000	2012/02/23
17043	Macquarie Bank Ltd.	Tencent European Put Wts Sep 2012	0.150	180 per 100 units	2012/09/04	250,000,000	2012/02/23
17035	SGA Societe Generale Acceptance N.V.	CCB Eur Wt Aug 2012	0.360	6.88 per unit	2012/08/27	150,000,000	2012/02/23
17036	SGA Societe Generale Acceptance N.V.	HSBC Eu Wt Jul 2012	0.170	77.800	2012/07/30	200,000,000	2012/02/23
17037	SGA Societe Generale Acceptance N.V.	HSBC Eu Wt Aug 2012	0.250	75.000	2012/08/27	200,000,000	2012/02/23
17038	SGA Societe Generale Acceptance N.V.	HWL Eur Wt Aug 2012	0.440	85.880	2012/08/27	150,000,000	2012/02/23
17039	SGA Societe Generale Acceptance N.V.	HWL Eur Wt Sep 2012	0.370	90.880	2012/09/26	150,000,000	2012/02/23
17051	UBS AG	HKEx European Warrants Sep 2012	0.300	180.000	2012/09/10	100,000,000	2012/02/23
17050	UBS AG	Tencent Holdings European Warrants Jun 2012 D	0.150	218.20 per 100 units	2012/06/25	200,000,000	2012/02/23
17049	UBS AG	Tencent Holdings European Put Warrants Aug 2012	0.250	198 per 100 units	2012/08/27	100,000,000	2012/02/23
16504 #	SGA Societe Generale Acceptance N.V.	HSI Eu Put Wt Jul 2012	0.117	20,400 per 9,000 units	2012/07/30	200,000,000	2012/02/23
17079	Daiwa Capital Mkt	CCB European Put Warrants Jul 2012 A	0.210	5.50 per unit	2012/07/30	80,000,000	2012/02/24
17080	Daiwa Capital Mkt	China Life European Put Wts Sep 2012 A	0.250	21.800	2012/09/20	80,000,000	2012/02/24
17081	Daiwa Capital Mkt	A50 China European Put Wts Dec 2012	0.160	11.980	2012/12/03	80,000,000	2012/02/24
17078	Daiwa Capital Mkt	HSBC European Warrants Jul 2012 B	0.150	80.000	2012/07/03	128,000,000	2012/02/24
17061	Goldman Sachs SP (Asia)	HKEx European Warrants Dec 2012	0.152	160 per 100 units	2012/12/24	120,000,000	2012/02/24
17062	Goldman Sachs SP (Asia)	HKEx European Put Wts Jan 2013	0.155	135 per 100 units	2013/01/28	120,000,000	2012/02/24
17074	HK Bank	Agricultural Bank European Warrants Sep 2012	0.250	4.28 per unit	2012/09/18	120,000,000	2012/02/24

Newly listed derivative warrants (continued)

Code	Issuer	Name of issue	Issue prices (HK\$)	Strike level/ Subscription price (HK\$) per 10 units	Subscription/ exercise period	Unit issued on initial listing	Listing date
17075	HK Bank	HWL European Warrants Aug 2012	0.250	92.880	2012/08/30	120,000,000	2012/02/24
17073	HK Bank	Tencent European Put Warrants Oct 2012	0.150	175 per 100 units	2012/10/08	150,000,000	2012/02/24
17077	Macquarie Bank Ltd.	Evergrande European Warrants Sep 2012	0.315	6 per unit	2012/09/04	80,000,000	2012/02/24
17067	Macquarie Bank Ltd.	HSBC European Warrants Sep 2012	0.250	88.000	2012/09/04	200,000,000	2012/02/24
17065	Macquarie Bank Ltd.	HSBC European Warrants Jul 2012 B	0.150	80.000	2012/07/04	200,000,000	2012/02/24
17076	Macquarie Bank Ltd.	Ch Rongsheng Euro Warrants Oct 2012	0.250	3.80 per unit	2012/10/04	80,000,000	2012/02/24
17053	Merrill Lynch Int'l & Co. C.V.	CC Bank Euro Wts Aug 2012	0.520	6.24 per unit	2012/08/27	40,000,000	2012/02/24
17054	Merrill Lynch Int'l & Co. C.V.	CC Bank Euro Wts Sep 2012	0.250	7.29 per unit	2012/09/03	40,000,000	2012/02/24
17056	Merrill Lynch Int'l & Co. C.V.	HSBC Euro Wts Sep 2012	0.250	80.990	2012/09/10	60,000,000	2012/02/24
17055	Merrill Lynch Int'l & Co. C.V.	HSBC Euro Put Wt Aug 2012 A	0.690	68.990	2012/08/27	40,000,000	2012/02/24
17052	Merrill Lynch Int'l & Co. C.V.	ICBC Euro Wts Aug 2012	0.255	6.19 per unit	2012/08/27	40,000,000	2012/02/24
17064	Merrill Lynch Int'l & Co. C.V.	Tencent Euro Wts Dec 2012	0.250	219.99 per 100 units	2012/12/24	60,000,000	2012/02/24
17058	CC Rabobank B.A.	Ch Mobile European Warrants Aug 2012	0.300	86.000	2012/08/27	150,000,000	2012/02/24
17066	CC Rabobank B.A.	Evergrande European Warrants Aug 2012	0.600	5.20 per unit	2012/08/27	100,000,000	2012/02/24
17059	CC Rabobank B.A.	HKEx European Warrants Nov 2012	0.150	154.10 per 100 units	2012/11/19	120,000,000	2012/02/24
17057	CC Rabobank B.A.	Tencent Holdings European Wts Dec 2012	0.250	220 per 100 units	2012/12/10	150,000,000	2012/02/24
17060	CC Rabobank B.A.	Tencent Holdings European Put Wt Aug 2012	0.250	200 per 100 units	2012/08/27	150,000,000	2012/02/24
17063	Standard Chartered Bank	HSI European Warrants Dec 2012	0.152	22,900 per 8,000 units	2012/12/28	200,000,000	2012/02/24
17070	SGA Societe Generale Acceptance N.V.	Ch Mob Eu Wt Aug 2012	0.170	90.000	2012/08/06	200,000,000	2012/02/24
17071	SGA Societe Generale Acceptance N.V.	CLife Eu Wt Aug 2012	0.150	26.880	2012/08/22	300,000,000	2012/02/24
17072	SGA Societe Generale Acceptance N.V.	CLife Eu Wt Aug 2012A	0.260	23.880	2012/08/27	300,000,000	2012/02/24
17068	SGA Societe Generale Acceptance N.V.	HSI Eu Put Wt Aug 12B	0.150	20,600 per 8,500 units	2012/08/30	300,000,000	2012/02/24
17082	UBS AG	China Life European Warrants Aug 2012	0.150	26.930	2012/08/21	200,000,000	2012/02/24
17083	UBS AG	HSI European Warrants Oct 2012 A	0.250	22,500 per 7,500 units	2012/10/30	300,000,000	2012/02/24
24079 *	Merrill Lynch Int'l & Co. C.V.	Ch Mobile Eur Wt Oct 2012	0.037	83.87 per 100 units	2012/10/26	300,000,000	2012/02/24
17106	BNP Paribas Arbit Issu B.V.	Agile Ppt European Wt Mar 2013	0.250	9.980	2013/03/04	100,000,000	2012/02/27
17100	BNP Paribas Arbit Issu B.V.	BOCL European Wts Sep 2012	0.260	3.40 per unit	2012/09/04	100,000,000	2012/02/27
17105	BNP Paribas Arbit Issu B.V.	BOCL European Put Warrants Sep12	0.380	3.30 per unit	2012/09/04	100,000,000	2012/02/27
17108	BNP Paribas Arbit Issu B.V.	China Overseas Eur Wt Nov 2012	0.250	16.800	2012/11/02	100,000,000	2012/02/27
17104	BNP Paribas Arbit Issu B.V.	CC Bank Euro Put Wts Sep 2012	0.730	6.50 per unit	2012/09/04	100,000,000	2012/02/27
17102	BNP Paribas Arbit Issu B.V.	China Life Eu Put Wts Sep 12A	0.300	24.000	2012/09/04	100,000,000	2012/02/27
17093	BNP Paribas Arbit Issu B.V.	Evergrande Euro Wts Dec 2012	0.740	5.68 per unit	2012/12/04	100,000,000	2012/02/27
17098	BNP Paribas Arbit Issu B.V.	Geely Auto Euro Wts Dec 2012	0.500	3.68 per unit	2012/12/04	70,000,000	2012/02/27
17101	BNP Paribas Arbit Issu B.V.	HSBC European Put Wts Oct 2012	0.770	69.000	2012/10/04	100,000,000	2012/02/27
17109	BNP Paribas Arbit Issu B.V.	HSCEI European Wts Aug 2012	0.160	11,800 per 5,400 units	2012/08/30	100,000,000	2012/02/27
17103	BNP Paribas Arbit Issu B.V.	ICBC European Put Wts Sep 2012	0.610	5.50 per unit	2012/09/04	100,000,000	2012/02/27
17107	BNP Paribas Arbit Issu B.V.	Sands China Euro Wts Oct 2012	0.360	36.400	2012/10/04	100,000,000	2012/02/27
17097	Goldman Sachs SP (Asia)	Tencent European Put Wt Sep 2012 A	0.301	208 per 100 units	2012/09/03	200,000,000	2012/02/27
17095	J P Morgan SP BV	HSI European Put Warrants Aug 2012 A	0.250	21,600 per 8,000 units	2012/08/30	200,000,000	2012/02/27
17096	Macquarie Bank Ltd.	Ping An European Put Wts Oct 2012	0.354	55.000	2012/10/04	150,000,000	2012/02/27
17084	Merrill Lynch Int'l & Co. C.V.	Ch Mobile Eur Wt Jun 2012	0.188	85.500	2012/06/11	60,000,000	2012/02/27
17086	Merrill Lynch Int'l & Co. C.V.	Ch Mobile Eur Wt Aug 2012	0.285	87.000	2012/08/03	40,000,000	2012/02/27
17087	Merrill Lynch Int'l & Co. C.V.	Ch Mobile Eur Wt Aug 2012 A	0.184	90.000	2012/08/13	60,000,000	2012/02/27

Newly listed derivative warrants (continued)

Code	Issuer	Name of issue	Issue prices (HK\$)	Strike level/ Subscription price (HK\$) per 10 units	Subscription/ exercise period	Unit issued on initial listing	Listing date
17089	Merrill Lynch Int'l & Co. C.V.	Hutchison Eur Wt May 2012	0.150	84.900	2012/05/28	70,000,000	2012/02/27
17088	Merrill Lynch Int'l & Co. C.V.	Hutchison Eu Put Wt Jun 2012	0.265	70.000	2012/06/04	40,000,000	2012/02/27
17090	SGA Societe Generale Acceptance N.V.	CCB Eur Wt Nov 2012	0.250	8 per unit	2012/11/28	200,000,000	2012/02/27
17099	SGA Societe Generale Acceptance N.V.	HSI Eur Wt Aug 2012 C	0.200	21,400 per 7,200 units	2012/08/30	300,000,000	2012/02/27
17091	SGA Societe Generale Acceptance N.V.	Tencent Eu Put Wt Aug12	0.150	180 per 100 units	2012/08/27	300,000,000	2012/02/27
17110	UBS AG	China Mobile European Warrants Aug 2012	0.270	87.050	2012/08/06	200,000,000	2012/02/27
17111	UBS AG	CNOOC European Warrants Nov 2012 C	0.150	21.740	2012/11/14	200,000,000	2012/02/27
17112	UBS AG	HSI European Warrants Dec 2012 C	0.150	24,300 per 8,000 units	2012/12/28	300,000,000	2012/02/27
17121	BNP Paribas Arbit Issu B.V.	CNOOC European Put Wt Dec 2012	0.250	16.880	2012/12/04	100,000,000	2012/02/28
17120	BNP Paribas Arbit Issu B.V.	Sinopec Corp Eur Put Wt Oct 12	0.990	8.50 per unit	2012/10/04	100,000,000	2012/02/28
17119	BNP Paribas Arbit Issu B.V.	A50 China Euro Put Wt Dec 2012	0.170	11.980	2012/12/04	100,000,000	2012/02/28
17118	BNP Paribas Arbit Issu B.V.	HKEx European Put Wts Oct 2012	0.150	140 per 100 units	2012/10/04	100,000,000	2012/02/28
17122	BNP Paribas Arbit Issu B.V.	Hutchison Euro Put Wt Oct 2012	0.880	75.000	2012/10/04	100,000,000	2012/02/28
17124	Credit Suisse AG	China Tel European Warrants Jun 2012	0.180	5 per unit	2012/06/29	70,000,000	2012/02/28
17126	Credit Suisse AG	Sinopec Corp European Warrants Jul 2012	0.200	10.28 per unit	2012/07/11	70,000,000	2012/02/28
17125	Credit Suisse AG	Yanzhou Coal European Warrants Jun 2012 A	0.150	20.000	2012/06/01	70,000,000	2012/02/28
17114	Goldman Sachs SP (Asia)	Ch Overseas European Wts Oct 2012	0.214	17.500	2012/10/03	120,000,000	2012/02/28
17115	Goldman Sachs SP (Asia)	CNBM European Warrants Nov 2012	0.155	12.680	2012/11/09	120,000,000	2012/02/28
17113	Goldman Sachs SP (Asia)	HSBC European Warrants Sep 2012	0.250	84.000	2012/09/10	120,000,000	2012/02/28
17116	HK Bank	HSI European Put Warrants Aug 2012 B	0.160	21,700 per 11,000 units	2012/08/30	150,000,000	2012/02/28
17127	J P Morgan SP BV	HSCEI European Put Warrants Aug 2012	0.250	11,400 per 4,800 units	2012/08/30	200,000,000	2012/02/28
17117	CC Rabobank B.A.	SJM Holdings European Warrants Nov 2012	0.250	18.580	2012/11/29	100,000,000	2012/02/28
17123	SGA Societe Generale Acceptance N.V.	HSI Eur Wt Dec 2012	0.150	22,800 per 8,000 units	2012/12/28	300,000,000	2012/02/28
17154	Credit Suisse AG	AIA European Warrants Sep 2012	0.150	30.000	2012/09/28	120,000,000	2012/02/29
17152	Macquarie Bank Ltd.	Li Ning European Warrants Mar 2013	0.250	11.000	2013/03/04	180,000,000	2012/02/29
17131	Merrill Lynch Int'l & Co. C.V.	CC Bank Euro Wts Aug 2012 A	0.475	6.49 per unit	2012/08/29	40,000,000	2012/02/29
17128	Merrill Lynch Int'l & Co. C.V.	China Life Eu Wt Aug 2012	0.157	26.890	2012/08/21	70,000,000	2012/02/29
17129	Merrill Lynch Int'l & Co. C.V.	ICBC Euro Put Wts Sep 2012	0.350	4.91 per unit	2012/09/10	40,000,000	2012/02/29
17130	Merrill Lynch Int'l & Co. C.V.	ICBC Euro Wts Aug 2012 A	0.450	5.59 per unit	2012/08/29	40,000,000	2012/02/29
17142	Nomura Int'l plc	Agricultural Bk European Put Wts Aug 2012	0.250	3.28 per unit	2012/08/29	100,000,000	2012/02/29
17143	Nomura Int'l plc	AIA European Warrants Sep 2012 A	0.150	30.000	2012/09/28	100,000,000	2012/02/29
17141	Nomura Int'l plc	BYD European Warrants Jul 2012	0.305	28.000	2012/07/31	100,000,000	2012/02/29
17136	Nomura Int'l plc	China Mobile European Warrants Aug 2012	0.252	87.780	2012/08/29	100,000,000	2012/02/29
17135	Nomura Int'l plc	China Unicom European Warrants Sep 2012	0.150	15.020	2012/09/24	100,000,000	2012/02/29
17147	Nomura Int'l plc	China Life European Warrants Aug 2012	0.150	26.880	2012/08/31	100,000,000	2012/02/29
17148	Nomura Int'l plc	CNBM European Warrants Sep 2012	0.155	11.280	2012/09/12	100,000,000	2012/02/29
17149	Nomura Int'l plc	CNBM European Warrants Nov 2012	0.150	12.680	2012/11/09	100,000,000	2012/02/29
17133	Nomura Int'l plc	Sinopec European Warrants Sep 2012	0.310	10 per unit	2012/09/28	100,000,000	2012/02/29
17146	Nomura Int'l plc	CPIC European Warrants Sep 2012	0.250	31.000	2012/09/28	100,000,000	2012/02/29
17140	Nomura Int'l plc	China Res Gas European Warrants Dec 2012	0.197	12.020	2012/12/17	100,000,000	2012/02/29
17137	Nomura Int'l plc	China Shenhua European Put Wts Aug 2012	0.252	31.880	2012/08/29	100,000,000	2012/02/29
17134	Nomura Int'l plc	Gome European Warrants Jul 2012	0.159	2.51 per unit	2012/07/09	100,000,000	2012/02/29
17150	Nomura Int'l plc	Hengdeli European Warrants Aug 2012	0.370	3.88 per unit	2012/08/29	50,000,000	2012/02/29

Newly listed derivative warrants (continued)

Code	Issuer	Name of issue	Issue prices (HK\$)	Strike level/ Subscription price (HK\$) per 10 units	Subscription/ exercise period	Unit issued on initial listing	Listing date
17132	Nomura Int'l plc	Henderson Land Dev Euro Warrants Sep 2012	0.345	52.880	2012/09/28	100,000,000	2012/02/29
17144	Nomura Int'l plc	ICBC European Warrants Jul 2012	0.152	6.488 per unit	2012/07/23	100,000,000	2012/02/29
17153	Nomura Int'l plc	PetroChina European Warrants Dec 2013	0.250	11.000	2013/12/31	100,000,000	2012/02/29
17145	Nomura Int'l plc	PICC European Warrants Sep 2012	0.151	12.000	2012/09/28	100,000,000	2012/02/29
17139	Nomura Int'l plc	Yanzhou Coal European Warrants Oct 2012	0.150	21.900	2012/10/22	100,000,000	2012/02/29
17138	Nomura Int'l plc	Zoomlion European Warrants Jun 2013	0.253	12.880	2013/06/24	50,000,000	2012/02/29
17151	Standard Chartered Bank	Tencent Hldg European Wts Nov 2012	0.210	210 per 100 units	2012/11/30	100,000,000	2012/02/29
17155	UBS AG	China Tel European Warrants Jun 2012	0.150	5.29 per unit	2012/06/29	100,000,000	2012/02/29
17157	UBS AG	China Life European Warrants Sep 2012	0.250	24.880	2012/09/10	300,000,000	2012/02/29
17156	UBS AG	Sinopec Corp European Warrants Jul 2012	0.220	10.30 per unit	2012/07/11	100,000,000	2012/02/29
17165	Macquarie Bank Ltd.	Agile Ppt European Warrants Jul 2013	0.250	12.000	2013/07/03	150,000,000	2012/03/01
17162	Macquarie Bank Ltd.	CPIC European Warrants Sep 2012	0.250	32.000	2012/09/04	150,000,000	2012/03/01
17159	Macquarie Bank Ltd.	Esprit European Put Warrants Jan 2013	0.150	10.000	2013/01/03	200,000,000	2012/03/01
17163	Macquarie Bank Ltd.	R&F Ppt European Warrants Nov 2012	0.150	11.880	2012/11/09	150,000,000	2012/03/01
17161	Macquarie Bank Ltd.	Luk Fook Hold European Wts Oct 2012	0.250	36.880	2012/10/04	150,000,000	2012/03/01
17160	Macquarie Bank Ltd.	Sands China European Warrants Sep 2012	0.363	36.880	2012/09/04	150,000,000	2012/03/01
17164	Macquarie Bank Ltd.	Shimao Ppt European Warrants Jul 2013	0.250	12.000	2013/07/03	150,000,000	2012/03/01
17158	CC Rabobank B.A.	Agricultural Bk Euro Warrants Sep 2012	0.250	4.30 per unit	2012/09/17	150,000,000	2012/03/01
15375 #	SGA Societe Generale Acceptance N.V.	CLife Eu Wt Jun 2012	0.102	25.880	2012/06/06	200,000,000	2012/03/01
11045 #	Standard Chartered Bank	Hutchison Euro Euro Wts Jul 2013	0.054	92 per 100 units	2013/07/29	200,000,000	2012/03/01
17183	Credit Suisse AG	CNBM European Warrants Aug 2012	0.150	13.280	2012/08/31	70,000,000	2012/03/02
17178	Daiwa Capital Mkt	Agricultural Bank European Wts Jul 2012	0.250	3.888 per unit	2012/07/25	128,000,000	2012/03/02
17177	Daiwa Capital Mkt	Agricultural Bank European Wts Aug 2012	0.200	4.08 per unit	2012/08/01	128,000,000	2012/03/02
17185	Daiwa Capital Mkt	Agricultural Bank European Wts Oct 2012	0.250	4.58 per unit	2012/10/18	128,000,000	2012/03/02
17176	Daiwa Capital Mkt	Agricultural Bank Euro Put Wts Sep 2012	0.360	3.68 per unit	2012/09/03	98,000,000	2012/03/02
17175	Daiwa Capital Mkt	AIA European Warrants Sep 2012	0.280	26.680	2012/09/03	108,000,000	2012/03/02
17174	Daiwa Capital Mkt	AIA European Warrants Oct 2012	0.150	30.000	2012/10/04	108,000,000	2012/03/02
17179	Daiwa Capital Mkt	CNOOC European Warrants Nov 2012	0.280	15.980	2012/11/09	108,000,000	2012/03/02
17180	Daiwa Capital Mkt	CNOOC European Warrants Dec 2012	0.250	17.380	2012/12/03	108,000,000	2012/03/02
17181	Daiwa Capital Mkt	PetroChina European Warrants Aug 2012	0.550	12.88 per unit	2012/08/01	88,000,000	2012/03/02
17186	Daiwa Capital Mkt	PetroChina European Put Wts Jan 2013	0.250	12.180	2013/01/31	80,000,000	2012/03/02
17168	Goldman Sachs SP (Asia)	Ch Overseas Euro Put Wts Oct 2012	0.252	15.280	2012/10/15	120,000,000	2012/03/02
17173	HK Bank	Esprit European Warrants Nov 2012	0.250	21.880	2012/11/29	100,000,000	2012/03/02
17171	Macquarie Bank Ltd.	BBMG European Warrants Oct 2013 A	0.250	8.880	2013/10/03	150,000,000	2012/03/02
17184	Macquarie Bank Ltd.	Shui On Land European Wts Oct 2012	0.250	4 per unit	2012/10/03	100,000,000	2012/03/02
17172	Macquarie Bank Ltd.	Soho China European Warrants Oct 2012	0.250	7 per unit	2012/10/03	100,000,000	2012/03/02
17169	Standard Chartered Bank	CC Bank European Wts Aug 2012	0.210	7.28 per unit	2012/08/13	100,000,000	2012/03/02
17170	Standard Chartered Bank	ICBC European Warrants Jul 2012 A	0.160	6.48 per unit	2012/07/23	100,000,000	2012/03/02
17166	SGA Societe Generale Acceptance N.V.	CPIC Euro Wts Oct 2012	0.280	31.500	2012/10/03	100,000,000	2012/03/02
17167	SGA Societe Generale Acceptance N.V.	Esprit Eu Wt Sep 12 A	0.250	19.880	2012/09/24	100,000,000	2012/03/02
17204	Credit Suisse AG	AIA European Warrants Jul 2012 A	0.150	31.400	2012/07/30	70,000,000	2012/03/05
17205	Credit Suisse AG	AIA European Warrants Oct 2012 A	0.150	35.500	2012/10/30	70,000,000	2012/03/05
17206	Credit Suisse AG	AIA European Put Warrants Oct 2012 B	0.250	26.880	2012/10/30	70,000,000	2012/03/05

Newly listed derivative warrants (continued)

Code	Issuer	Name of issue	Issue prices (HK\$)	Strike level/ Subscription price (HK\$) per 10 units	Subscription/ exercise period	Unit issued on initial listing	Listing date
17195	Daiwa Capital Mkt	AIA European Warrants Oct 2012 A	0.300	27.880	2012/10/03	108,000,000	2012/03/05
17203	Daiwa Capital Mkt	AIA European Put Warrants Oct 2012 B	0.250	26.000	2012/10/31	88,000,000	2012/03/05
17200	Daiwa Capital Mkt	China Mobile European Wts Oct 2012 A	0.360	86.880	2012/10/03	128,000,000	2012/03/05
17199	Daiwa Capital Mkt	China Mobile European Wts Nov 2012 B	0.340	90.180	2012/11/16	128,000,000	2012/03/05
17198	Daiwa Capital Mkt	China Mobile European Put Wts Sep 2012 A	0.550	78.880	2012/09/05	80,000,000	2012/03/05
17197	Daiwa Capital Mkt	China Mobile European Put Wts Nov 2012 A	0.380	72.000	2012/11/01	80,000,000	2012/03/05
17196	Daiwa Capital Mkt	A50 China European Warrants Nov 2013 A	0.150	13.000	2013/11/01	188,000,000	2012/03/05
17192	Daiwa Capital Mkt	Hutchison European Warrants Sep 2012 A	0.290	88.880	2012/09/05	108,000,000	2012/03/05
17194	Daiwa Capital Mkt	ICBC European Warrants Sep 2012 A	0.430	5.58 per unit	2012/09/05	128,000,000	2012/03/05
17193	Daiwa Capital Mkt	ICBC European Warrants Nov 2012 A	0.370	6 per unit	2012/11/05	128,000,000	2012/03/05
17202	Macquarie Bank Ltd.	AIA European Put Warrants Jan 2013 A	0.250	24.880	2013/01/03	200,000,000	2012/03/05
17210	Macquarie Bank Ltd.	Chi Res Land European Wts Dec 2012 A	0.250	17.880	2012/12/04	150,000,000	2012/03/05
17209	Macquarie Bank Ltd.	Geely Auto European Warrants Sep 2012A	0.250	4.08 per unit	2012/09/04	100,000,000	2012/03/05
17201	Macquarie Bank Ltd.	HSI European Warrants Aug 2012 B	0.150	22,000 per 7,000 units	2012/08/30	200,000,000	2012/03/05
17190	Standard Chartered Bank	SPDR Gold Trust Euro Wt Nov 2012 A	0.475	1,628 per 100 units	2012/11/26	100,000,000	2012/03/05
17191	Standard Chartered Bank	SPDR Gold Trust Euro Wt Jul 2013 A	0.580	1,888 per 100 units	2013/07/26	100,000,000	2012/03/05
17187	SGA Societe Generale Acceptance N.V.	HSBC Eu Wt Jul 2012 A	0.150	80.000	2012/07/04	250,000,000	2012/03/05
17188	SGA Societe Generale Acceptance NV	HuanengPower Eu Wt Sep12A	0.310	5.50 per unit	2012/09/05	50,000,000	2012/03/05
17189	SGA Societe Generale Acceptance NV	NewWorld Dev Eu Wt Sep12A	0.440	12.88 per unit	2012/09/05	50,000,000	2012/03/05
17208	UBS AG	AIA European Warrants Jul 2012 A	0.150	32.050	2012/07/30	200,000,000	2012/03/05
17207	UBS AG	AIA European Put Warrants Sep 2012 A	0.150	24.740	2012/09/24	100,000,000	2012/03/05
15834 #	J P Morgan SP BV	HSI European Put Warrants Jun 2012 A	0.069	20,400 per 12,000 units	2012/06/28	300,000,000	2012/03/05
17241	BNP Paribas Arbit Issu B.V.	HKEx European Wts Sep 2012 A	0.290	178.900	2012/09/03	58,000,000	2012/03/06
17242	BNP Paribas Arbit Issu B.V.	HSBC European Wts Nov 2012 A	0.260	80.000	2012/11/02	200,000,000	2012/03/06
17240	BNP Paribas Arbit Issu B.V.	Hutchison Euro Wts Oct 2012 B	0.320	93.000	2012/10/04	98,000,000	2012/03/06
17233	Credit Suisse AG	Agricultural Bank European Wts Jun 2012 B	0.150	4 per unit	2012/06/29	70,000,000	2012/03/06
17234	Credit Suisse AG	BOCL European Warrants Sep 2012 A	0.150	3.69 per unit	2012/09/25	70,000,000	2012/03/06
17232	Credit Suisse AG	BYD European Warrants Jul 2012 A	0.300	28.000	2012/07/30	70,000,000	2012/03/06
17231	Credit Suisse AG	ChiUnicom European Warrants Jul 2012 A	0.150	14.000	2012/07/30	100,000,000	2012/03/06
17228	Credit Suisse AG	HSBC European Wts Aug 2012 A	0.200	74.900	2012/08/30	100,000,000	2012/03/06
17227	Credit Suisse AG	HSI European Warrants Aug 2012 F	0.150	22,000 per 7,000 units	2012/08/30	400,000,000	2012/03/06
17226	Credit Suisse AG	HSI European Warrants Oct 2012 A	0.150	22,500 per 7,500 units	2012/10/30	400,000,000	2012/03/06
17237	Credit Suisse AG	HSI European Warrants Oct 2012 B	0.250	20,500 per 8,800 units	2012/10/30	400,000,000	2012/03/06
17229	Credit Suisse AG	Hutchison European Warrants Jul 2012 A	0.300	83.900	2012/07/30	100,000,000	2012/03/06
17230	Credit Suisse AG	MTRC European Warrants Sep 2012 A	0.150	30.000	2012/09/27	70,000,000	2012/03/06
17235	Credit Suisse AG	Tencent Holdings Euro Put Wts Dec 2012 A	0.150	167.90 per 100 units	2012/12/21	100,000,000	2012/03/06
17244	Citigroup Global Mkt H Inc.	AIA European Wts Jul 2012 A	0.150	31.380	2012/07/16	80,000,000	2012/03/06
17245	Citigroup Global Mkt H Inc.	AIA European Put Wt Oct 2012 A	0.150	24.838	2012/10/09	80,000,000	2012/03/06
17246	Citigroup Global Mkt H Inc.	China Mobile Eur Wt Jul 2012 A	0.240	88.888	2012/07/27	80,000,000	2012/03/06
17247	Citigroup Global Mkt H Inc.	Ch Mobile Eu Put Wt Dec 2013 A	0.150	79.98 per 100 units	2013/12/16	150,000,000	2012/03/06
17243	Citigroup Global Mkt H Inc.	CNOOC European Wts Jan 2013 A	0.200	19.300	2013/01/21	80,000,000	2012/03/06
17239	Citigroup Global Mkt H Inc.	HSI European Wts Aug 2012 B	0.160	22,088 per 7,000 units	2012/08/30	200,000,000	2012/03/06
17238	Citigroup Global Mkt H Inc.	HSI European Put Wt Aug 2012 A	0.150	20,938 per 10,000 units	2012/08/30	200,000,000	2012/03/06

Newly listed derivative warrants (continued)

Code	Issuer	Name of issue	Issue prices (HK\$)	Strike level/ Subscription price (HK\$) per 10 units	Subscription/ exercise period	Unit issued on initial listing	Listing date
17222	Daiwa Capital Mkt	BOC HK European Warrants Dec 2012 B	0.250	20.680	2012/12/03	108,000,000	2012/03/06
17221	Daiwa Capital Mkt	BOC HK European Put Warrants Dec 2012 A	0.260	20.480	2012/12/14	80,000,000	2012/03/06
17224	Daiwa Capital Mkt	A50 China European Warrants Aug 2013 A	0.250	10.580	2013/08/01	168,000,000	2012/03/06
17223	Daiwa Capital Mkt	Hutchison European Warrants Sep 2012 B	0.220	92.880	2012/09/03	128,000,000	2012/03/06
17213	Goldman Sachs SP (Asia)	CC Bank European Wts Jul 2012 A	0.218	6.88 per unit	2012/07/30	120,000,000	2012/03/06
17214	Goldman Sachs SP (Asia)	China Mobile Euro Wts Jun 2012 A	0.167	88.850	2012/06/29	120,000,000	2012/03/06
17220	J P Morgan SP BV	AIA European Warrants Dec 2012 A	0.250	32.880	2012/12/28	200,000,000	2012/03/06
17215	Macquarie Bank Ltd.	A50 China European Warrants Oct 2012 A	0.376	13.88 per unit	2012/10/04	120,000,000	2012/03/06
17225	Macquarie Bank Ltd.	Greatwall Motor European Wts Oct 2012 A	0.250	16.500	2012/10/04	100,000,000	2012/03/06
17211	Merrill Lynch Int'l & Co. C.V.	HSI European Wts Aug 2012 A	0.152	22,100 per 7,000 units	2012/08/30	100,000,000	2012/03/06
17217	CC Rabobank B.A.	AIA European Warrants Jul 2012 A	0.150	32.050	2012/07/26	150,000,000	2012/03/06
17218	CC Rabobank B.A.	China Life European Warrants Aug 2012 A	0.150	26.930	2012/08/21	150,000,000	2012/03/06
17219	CC Rabobank B.A.	China Life European Put Wts Aug 2012 B	0.150	21.430	2012/08/06	150,000,000	2012/03/06
17216	CC Rabobank B.A.	CNBM European Warrants Nov 2012 A	0.180	12.700	2012/11/09	100,000,000	2012/03/06
17212	SGA Societe Generale Acceptance N.V.	AIA Euro Wt Aug 2012A	0.150	32.000	2012/08/01	100,000,000	2012/03/06
17236	UBS AG	SPDR Gold Trust European Warrants Sep 2012 A	0.570	1,488 per 100 units	2012/09/10	100,000,000	2012/03/06
17272	Credit Suisse AG	China Shenhua European Wts Jul 2012 A	0.150	42.000	2012/07/31	80,000,000	2012/03/07
17269	Credit Suisse AG	HSI European Put Warrants Aug 2012 G	0.180	21,500 per 8,000 units	2012/08/30	400,000,000	2012/03/07
17270	Credit Suisse AG	HSI European Put Warrants Aug 2012 H	0.150	21,700 per 11,000 units	2012/08/30	400,000,000	2012/03/07
17273	Credit Suisse AG	Yanzhou Coal European Warrants Oct 2012 A	0.160	21.900	2012/10/31	80,000,000	2012/03/07
17262	Daiwa Capital Mkt	AIA European Warrants Nov 2012 A	0.150	35.500	2012/11/01	108,000,000	2012/03/07
17267	Bank of East Asia	Agricultural Bank Euro Warrants Sep 12 A	0.250	4.50 per unit	2012/09/25	45,000,000	2012/03/07
17268	Bank of East Asia	CNOOC European Put Warrants Oct 2012 A	0.150	15.780	2012/10/15	100,000,000	2012/03/07
17266	Bank of East Asia	Yanzhou Coal European Put Wts Oct 2012 A	0.250	16.771	2012/10/24	100,000,000	2012/03/07
17257	Goldman Sachs SP (Asia)	AIA European Warrants Oct 2012 A	0.156	35.500	2012/10/30	120,000,000	2012/03/07
17258	Goldman Sachs SP (Asia)	AIA European Put Wts Oct 2012 B	0.250	26.880	2012/10/22	120,000,000	2012/03/07
17256	Goldman Sachs SP (Asia)	BankComm European Wts Aug 2012 A	0.368	6.98 per unit	2012/08/06	120,000,000	2012/03/07
17254	Goldman Sachs SP (Asia)	China Life Euro Wts Jun 2012 B	0.150	25.000	2012/06/11	120,000,000	2012/03/07
17255	Goldman Sachs SP (Asia)	A50 China Euro Put Wts Nov 2012 A	0.152	12.000	2012/11/26	120,000,000	2012/03/07
17253	HK Bank	AIA European Put Warrants Feb 2013 A	0.250	26.880	2013/02/14	100,000,000	2012/03/07
17252	HK Bank	China Life European Warrants Mar 2013 A	0.250	28.880	2013/03/22	120,000,000	2012/03/07
17251	HK Bank	CNOOC European Warrants Nov 2013 A	0.250	20.180	2013/11/15	120,000,000	2012/03/07
17265	J P Morgan SP BV	Tencent European Put Warrants Aug 2012 A	0.150	180 per 100 units	2012/08/23	150,000,000	2012/03/07
17249	Macquarie Bank Ltd.	Gome European Warrants Nov 2012 A	0.250	3 per unit	2012/11/02	100,000,000	2012/03/07
17250	Macquarie Bank Ltd.	Haier Elec European Wts May 2013 A	0.250	12.000	2013/05/03	200,000,000	2012/03/07
17264	Macquarie Bank Ltd.	Nine Dragons European Wts Jan 2014 A	0.250	8.000	2014/01/03	120,000,000	2012/03/07
17248	Macquarie Bank Ltd	Skyworth Digital European Wts Jun 2014 A	0.150	4.900	2014/06/04	200,000,000	2012/03/07
17259	SGA Societe Generale Acceptance N.V.	Shenhua Eu Wt Jul 12 A	0.160	38.880	2012/07/11	100,000,000	2012/03/07
17260	SGA Societe Generale Acceptance N.V.	HSBC Eu Wt Jun 2012 A	0.200	72.880	2012/06/27	200,000,000	2012/03/07
17263	SGA Societe Generale Acceptance N.V.	HSI Eur Wt Aug 2012 D	0.170	22,000 per 7,000 units	2012/08/30	300,000,000	2012/03/07
17261	SGA Societe Generale Acceptance N.V.	JIANG Eu Wts Jun 12 A	0.160	23.880	2012/06/27	100,000,000	2012/03/07
17276	UBS AG	China Mobile European Warrants Aug 2012 A	0.220	90.050	2012/08/06	300,000,000	2012/03/07
17279	UBS AG	HKEx European Put Warrants Oct 2012 A	0.150	139.90 per 100 units	2012/10/03	100,000,000	2012/03/07

Newly listed derivative warrants (continued)

Code	Issuer	Name of issue	Issue prices (HK\$)	Strike level/ Subscription price (HK\$) per 10 units	Subscription/ exercise period	Unit issued on initial listing	Listing date
17275	UBS AG	HSCEI European Put Warrants Aug 2012 A	0.150	10,800 per 5,000 units	2012/08/30	100,000,000	2012/03/07
17274	UBS AG	HSI European Put Warrants Aug 2012 E	0.230	22,000 per 8,000 units	2012/08/30	300,000,000	2012/03/07
17291	Goldman Sachs SP (Asia)	Hutchison European Wts Jul 2012 A	0.373	80.900	2012/07/10	120,000,000	2012/03/08
17292	Macquarie Bank Ltd.	Chinaces Cement European Wt Sep 2012 A	0.514	8.08 per unit	2012/09/10	80,000,000	2012/03/08
17280	Merrill Lynch Int'l & Co. C.V.	BEA European Wts Oct 2012 A	0.198	36.010	2012/10/29	60,000,000	2012/03/08
17281	Merrill Lynch Int'l & Co. C.V.	BEA European Wts Dec 2012 A	0.350	32.010	2012/12/03	40,000,000	2012/03/08
17284	Merrill Lynch Int'l & Co. C.V.	CC Bank Eu Put Wt Sep 2012A	0.400	5.79 per unit	2012/09/17	40,000,000	2012/03/08
17283	Merrill Lynch Int'l & Co. C.V.	China Life Eu Wt Sep 2012 A	0.150	28.010	2012/09/24	70,000,000	2012/03/08
17282	Merrill Lynch Int'l & Co. C.V.	Ch Life Eur Put Wt Oct 12 A	0.290	23.490	2012/10/15	40,000,000	2012/03/08
17288	Merrill Lynch Int'l & Co. C.V.	CLP European Wts Dec 2012 A	0.250	78.010	2012/12/10	40,000,000	2012/03/08
17289	Merrill Lynch Int'l & Co. C.V.	HSBC Euro Wts Sep 2012 A	0.151	84.050	2012/09/17	70,000,000	2012/03/08
17285	Merrill Lynch Int'l & Co. C.V.	HS Bank Euro Wts Feb 2013 A	0.420	130.900	2013/02/25	40,000,000	2012/03/08
17286	Merrill Lynch Int'l & Co. C.V.	HS Bank Euro Wts Sep 2013 A	0.155	100.01 per 100 units	2013/09/16	70,000,000	2012/03/08
17287	Merrill Lynch Int'l & Co. C.V.	PWR Assets Eu Wt Dec 2012 A	0.255	65.010	2012/12/10	40,000,000	2012/03/08
17290	UBS AG	AIA European Warrants Oct 2012 A	0.150	35.530	2012/10/29	200,000,000	2012/03/08
17293	UBS AG	China Life European Warrants Jul 2012 E	0.150	24.930	2012/07/11	300,000,000	2012/03/08
17295	UBS AG	China Overseas European Warrants Oct 2012 A	0.170	17.520	2012/10/04	100,000,000	2012/03/08
17294	UBS AG	ICBC European Warrants Aug 2012 A	0.150	6.81 per unit	2012/08/28	200,000,000	2012/03/08
17329	Citigroup Global Mkt H Inc.	China Life Eu Put Wt Sep 2012A	0.150	19.980	2012/09/12	100,000,000	2012/03/09
17331	Citigroup Global Mkt H Inc.	Esprit Euro Put Wts Oct 2012 A	0.250	15.880	2012/10/15	100,000,000	2012/03/09
17330	Citigroup Global Mkt H Inc.	Gome European Wts Oct 2012 A	0.250	2.68 per unit	2012/10/15	80,000,000	2012/03/09
17327	Goldman Sachs SP (Asia)	China Life Euro Put Wts Sep 2012 A	0.256	23.800	2012/09/18	120,000,000	2012/03/09
17326	Goldman Sachs SP (Asia)	CNOOC European Put Wts Jun 2012 A	0.159	17.880	2012/06/25	120,000,000	2012/03/09
17328	Goldman Sachs SP (Asia)	Li & Fung European Wts Sep 2012 A	0.152	20.000	2012/09/24	120,000,000	2012/03/09
17351	J P Morgan SP BV	Dongfang Elec European Warrants Sep 2012 A	0.250	22.880	2012/09/10	68,000,000	2012/03/09
17304	J P Morgan SP BV	HSBC European Warrants Jul 2012 A	0.150	77.800	2012/07/26	200,000,000	2012/03/09
17350	J P Morgan SP BV	SJM Holdings European Warrants Nov 2012 A	0.250	18.880	2012/11/19	120,000,000	2012/03/09
17333	Macquarie Bank Ltd.	CHALCO European Warrants Oct 2012 A	0.335	5.38 per unit	2012/10/04	100,000,000	2012/03/09
17349	Macquarie Bank Ltd.	BankComm European Warrants Oct 2012 A	0.250	7.88 per unit	2012/10/04	100,000,000	2012/03/09
17334	Macquarie Bank Ltd.	China Mengniu European Wts Dec 2012 A	0.250	30.000	2012/12/04	150,000,000	2012/03/09
17335	Macquarie Bank Ltd.	NVC Lighting Euro Warrants Oct 2012 A	0.250	4.28 per unit	2012/10/04	80,000,000	2012/03/09
17332	Macquarie Bank Ltd.	Tencent European Put Wts Oct 2012 B	0.250	195 per 100 units	2012/10/04	200,000,000	2012/03/09
17298	Merrill Lynch Int'l & Co. C.V.	BOCL European Wt Jul 2012 A	0.151	3.61 per unit	2012/07/30	70,000,000	2012/03/09
17297	Merrill Lynch Int'l & Co. C.V.	BOCL European Wt Sep 2012 A	0.310	3.21 per unit	2012/09/10	40,000,000	2012/03/09
17339	Merrill Lynch Int'l & Co. C.V.	HSI European Wts Aug 2012 D	0.209	21,600 per 6,200 units	2012/08/30	100,000,000	2012/03/09
17338	Merrill Lynch Int'l & Co. C.V.	HSI European Wts Sep 2012 F	0.200	22,000 per 6,000 units	2012/09/27	100,000,000	2012/03/09
17336	Merrill Lynch Int'l & Co. C.V.	HSI European Wts Oct 2012 A	0.164	22,600 per 7,500 units	2012/10/30	100,000,000	2012/03/09
17337	Merrill Lynch Int'l & Co. C.V.	HSI European Wts Oct 2012 B	0.194	22,300 per 6,200 units	2012/10/30	100,000,000	2012/03/09
17301	Merrill Lynch Int'l & Co. C.V.	HSI Euro Put Wts Aug 2012 B	0.152	20,700 per 10,000 units	2012/08/30	100,000,000	2012/03/09
17302	Merrill Lynch Int'l & Co. C.V.	HSI Euro Put Wts Aug 2012 C	0.192	21,000 per 8,000 units	2012/08/30	100,000,000	2012/03/09
17303	Merrill Lynch Int'l & Co. C.V.	HSI Euro Put Wts Sep 2012 E	0.250	21,300 per 8,000 units	2012/09/27	100,000,000	2012/03/09
17296	Merrill Lynch Int'l & Co. C.V.	Hutchison Eur Wt Jul 2012 A	0.350	83.890	2012/07/26	40,000,000	2012/03/09
17299	Merrill Lynch Int'l & Co. C.V.	Ping An Euro Wts Aug 2012 A	0.265	78.890	2012/08/06	40,000,000	2012/03/09

Newly listed derivative warrants (continued)

Code	Issuer	Name of issue	Issue prices (HK\$)	Strike level/ Subscription price (HK\$) per 10 units	Subscription/ exercise period	Unit issued on initial listing	Listing date
17300	Merrill Lynch Int'l & Co. C.V.	Tencent Eu Put Wt Oct 2012A	0.152	174.99 per 100 units	2012/10/10	70,000,000	2012/03/09
17318	Nomura Int'l plc	Agricultural Bk Euro Warrants Aug 2012 A	0.170	4.088 per unit	2012/08/01	80,000,000	2012/03/09
17306	Nomura Int'l plc	Bank of EA European Put Wts Dec 2012 A	0.252	27.880	2012/12/28	50,000,000	2012/03/09
17325	Nomura Int'l plc	CM Bank European Warrants Nov 2012 A	0.162	19.000	2012/11/19	80,000,000	2012/03/09
17308	Nomura Int'l plc	Cathay Pacific European Wts Dec 2013 A	0.223	16.900	2013/12/19	80,000,000	2012/03/09
17309	Nomura Int'l plc	Cathay Pacific European Put Wt Dec 2013 B	0.250	13.080	2013/12/24	50,000,000	2012/03/09
17316	Nomura Int'l plc	Dongfang Elec European Wt Aug 2012 A	0.157	24.900	2012/08/20	80,000,000	2012/03/09
17315	Nomura Int'l plc	Digital China European Wts Nov 2012 A	0.250	15.880	2012/11/30	50,000,000	2012/03/09
17340	Nomura Int'l plc	A50 China European Warrants Aug 2012 A	0.150	10.880	2012/08/01	100,000,000	2012/03/09
17322	Nomura Int'l plc	A50 China European Put Wts Nov 2012 A	0.160	12.000	2012/11/30	100,000,000	2012/03/09
17307	Nomura Int'l plc	Guangdong Inv European Wts Sep 2012 A	0.405	6 per unit	2012/09/10	50,000,000	2012/03/09
17317	Nomura Int'l plc	Haier Elec European Warrants Nov 2012 A	0.250	10.000	2012/11/30	50,000,000	2012/03/09
17320	Nomura Int'l plc	Li Ning European Warrants Feb 2013 A	0.151	11.020	2013/02/25	80,000,000	2012/03/09
17312	Nomura Int'l plc	Link REIT European Warrants Jan 2013 A	0.176	30.900	2013/01/28	80,000,000	2012/03/09
17319	Nomura Int'l plc	NVC Lighting European Warrants Sep 2012 A	0.300	4.28 per unit	2012/09/28	50,000,000	2012/03/09
17313	Nomura Int'l plc	PetroChina European Put Wts Jan 2013 A	0.155	11.180	2013/01/31	100,000,000	2012/03/09
17310	Nomura Int'l plc	Sany Int'l European Warrants Sep 2013 A	0.150	8.800	2013/09/09	75,000,000	2012/03/09
17305	Nomura Int'l plc	SHK P European Warrants Apr 2013 A	0.150	118 per 100 units	2013/04/11	100,000,000	2012/03/09
17323	Nomura Int'l plc	Stanchart European Warrants Dec 2013 A	0.251	230 per 100 units	2013/12/31	50,000,000	2012/03/09
17324	Nomura Int'l plc	Stanchart European Put Wts Oct 2013 A	0.251	168.88 per 100 units	2013/10/28	50,000,000	2012/03/09
17311	Nomura Int'l plc	Tencent Holdings Euro Warrants Jan 2013 A	0.220	222 per 100 units	2013/01/31	100,000,000	2012/03/09
17346	Standard Chartered Bank	AIA European Warrants Jul 2012 A	0.150	31.400	2012/07/16	100,000,000	2012/03/09
17343	Standard Chartered Bank	Galaxy Ent European Wts Sep 2012 A	0.250	22.270	2012/09/10	100,000,000	2012/03/09
17344	Standard Chartered Bank	Galaxy Ent European Wts Dec 2012 A	0.250	27.000	2012/12/03	100,000,000	2012/03/09
17341	Standard Chartered Bank	HSI European Put Wts Aug 2012 A	0.228	21,500 per 8,000 units	2012/08/30	100,000,000	2012/03/09
17342	Standard Chartered Bank	HSI European Put Wts Sep 2012 A	0.152	19,600 per 8,000 units	2012/09/27	100,000,000	2012/03/09
17345	Standard Chartered Bank	PetroChina European Wts Sep 2013 A	0.250	11.280	2013/09/06	100,000,000	2012/03/09
17347	UBS AG	Hutchison European Warrants Aug 2012 B	0.300	88.930	2012/08/20	200,000,000	2012/03/09
17348	UBS AG	Ping An European Warrants Sep 2012 A	0.480	73.880	2012/09/24	100,000,000	2012/03/09
17364	BNP Paribas Arbit Issu B.V.	Esprit European Wts Oct 2012 A	0.300	20.000	2012/10/04	100,000,000	2012/03/12
17365	BNP Paribas Arbit Issu B.V.	Luk Fook Hold Eu Wt Oct 2012A	0.300	33.000	2012/10/04	91,000,000	2012/03/12
17359	Credit Suisse AG	A50 China European Warrants Oct 2012 A	0.300	14.08 per unit	2012/10/31	60,000,000	2012/03/12
17358	Credit Suisse AG	Hutchison European Put Warrants Aug 2012A	0.200	64.000	2012/08/06	120,000,000	2012/03/12
17357	Credit Suisse AG	Ping An European Warrants Jul 2012 A	0.350	73.800	2012/07/31	100,000,000	2012/03/12
17363	J P Morgan SP BV	BYD European Warrants Oct 2012 A	0.268	30.000	2012/10/30	100,000,000	2012/03/12
17361	J P Morgan SP BV	Gome European Warrants Sep 2012 A	0.250	2.88 per unit	2012/09/27	100,000,000	2012/03/12
17362	J P Morgan SP BV	Yurun Food European Warrants Dec 2012 A	0.250	15.000	2012/12/28	100,000,000	2012/03/12
17356	Macquarie Bank Ltd.	Brilliance Chi Euro Warrants Jan 2013A	0.150	10.880	2013/01/21	180,000,000	2012/03/12
17353	Macquarie Bank Ltd.	China EB Ltd Euro Warrants Feb 2013 A	0.250	18.000	2013/02/04	150,000,000	2012/03/12
17354	Macquarie Bank Ltd.	Esprit European Warrants Oct 2012 A	0.250	23.880	2012/10/04	200,000,000	2012/03/12
17355	Macquarie Bank Ltd.	KECL European Warrants Nov 2013 A	0.250	14.500	2013/11/04	150,000,000	2012/03/12
17366	Macquarie Bank Ltd.	Zoomlion European Warrants Mar 2013 A	0.250	14.080	2013/03/04	150,000,000	2012/03/12
17352	Standard Chartered Bank	CNOOC European Warrants Jan 2013 A	0.160	19.280	2013/01/28	100,000,000	2012/03/12

Newly listed derivative warrants (continued)

Code	Issuer	Name of issue	Issue prices (HK\$)	Strike level/ Subscription price (HK\$) per 10 units	Subscription/ exercise period	Unit issued on initial listing	Listing date
17368	UBS AG	HSI European Put Warrants Aug 2012 F	0.150	20,200 per 8,200 units	2012/08/30	300,000,000	2012/03/12
17367	UBS AG	SHK Ppt European Warrants Apr 2013 A	0.150	118.08 per 100 units	2013/04/15	100,000,000	2012/03/12
17374	BOCI Asia Ltd.	China Tel European Warrants Sep 2012 A	0.250	5.50 per unit	2012/09/24	100,000,000	2012/03/13
17373	BOCI Asia Ltd.	HSBC European Warrants Oct 2012 A	0.250	77.880	2012/10/03	100,000,000	2012/03/13
17372	BOCI Asia Ltd.	HSBC European Put Warrants Sep 2012 A	0.250	58.000	2012/09/17	100,000,000	2012/03/13
17375	BOCI Asia Ltd.	ICBC European Put Warrants Sep 2012 A	0.250	4.50 per unit	2012/09/24	100,000,000	2012/03/13
17370	Goldman Sachs SP (Asia)	China Mobile Eu Put Wts Dec 2013 A	0.150	80 per 100 units	2013/12/31	120,000,000	2012/03/13
17369	Goldman Sachs SP (Asia)	HSBC European Warrants Sep 2012 A	0.361	71.880	2012/09/17	120,000,000	2012/03/13
17386	J P Morgan Int'l Der. Ltd.	CC Bank European Wts Sep 2012 A	0.260	6.68 per unit	2012/09/27	200,000,000	2012/03/13
17385	J P Morgan SP BV	Hutchison European Warrants Sep 2012 A	0.255	88.880	2012/09/27	100,000,000	2012/03/13
17384	J P Morgan SP BV	ICBC European Warrants Sep 2012 A	0.250	6 per unit	2012/09/27	200,000,000	2012/03/13
17382	Macquarie Bank Ltd.	China COSCO European Wts Sep 2012 A	0.347	6.58 per unit	2012/09/13	80,000,000	2012/03/13
17383	Macquarie Bank Ltd.	CITIC Pacific European Wts Jan 2013 A	0.150	16.000	2013/01/03	120,000,000	2012/03/13
17381	Macquarie Bank Ltd.	Chi Resources European Wts Nov 2012 A	0.250	35.880	2012/11/02	150,000,000	2012/03/13
17378	Macquarie Bank Ltd.	Zhaojin Mining Euro Wts Jan 2013 A	0.250	18.180	2013/01/03	80,000,000	2012/03/13
17379	Standard Chartered Bank	Hutchison Euro Euro Wts Jul 2012 B	0.150	88.900	2012/07/05	100,000,000	2012/03/13
17380	Standard Chartered Bank	Hutchison Euro Euro Wts Mar 2013 A	0.300	99.880	2013/03/21	100,000,000	2012/03/13
17389	UBS AG	CC Bank European Warrants Aug 2012 A	0.440	6.25 per unit	2012/08/20	200,000,000	2012/03/13
17390	UBS AG	CC Bank European Warrants Aug 2012 B	0.300	6.69 per unit	2012/08/27	200,000,000	2012/03/13
17377	UBS AG	China Life European Warrants Sep 2012 A	0.250	22.500	2012/09/17	200,000,000	2012/03/13
17387	UBS AG	A50 China European Warrants Jul 2013 A	0.200	10.600	2013/07/25	300,000,000	2012/03/13
17376	UBS AG	HKEx European Warrants Feb 2013 A	0.250	130 per 100 units	2013/02/25	300,000,000	2012/03/13
17388	UBS AG	ICBC European Warrants Aug 2012 B	0.260	5.60 per unit	2012/08/22	100,000,000	2012/03/13
17395	BOCI Asia Ltd.	Ping An European Warrants Aug 2012 A	0.170	78.880	2012/08/06	100,000,000	2012/03/14
17392	Goldman Sachs SP (Asia)	China Life Euro Wts Aug 2012 A	0.153	23.880	2012/08/24	120,000,000	2012/03/14
17391	Goldman Sachs SP (Asia)	Hutchison European Wts Aug 2012 A	0.313	82.000	2012/08/13	120,000,000	2012/03/14
17397	HK Bank	HSI European Put Warrants Sep 2012 A	0.150	19,600 per 8,000 units	2012/09/27	200,000,000	2012/03/14
17399	J P Morgan SP BV	China Life European Warrants Sep 2012 A	0.250	21.880	2012/09/27	288,000,000	2012/03/14
17404	Macquarie Bank Ltd.	HSCEI European Warrants Nov 2012 A	0.250	11,500 per 5,000 units	2012/11/28	200,000,000	2012/03/14
17405	Macquarie Bank Ltd.	HSCEI European Put Warrants Nov 2012 B	0.250	10,000 per 4,000 units	2012/11/28	200,000,000	2012/03/14
17403	Macquarie Bank Ltd.	HSI European Warrants Aug 2012 C	0.150	21,500 per 7,200 units	2012/08/30	200,000,000	2012/03/14
17400	SGA Societe Generale Acceptance N.V.	CLife Eu Wt Jul 2012B	0.150	21.880	2012/07/11	300,000,000	2012/03/14
17409	UBS AG	BOCL European Warrants Sep 2012 A	0.150	3.49 per unit	2012/09/17	100,000,000	2012/03/14
17398	UBS AG	China Life European Warrants Aug 2012 A	0.150	23.930	2012/08/28	200,000,000	2012/03/14
17407	UBS AG	HSI European Warrants Jul 2012 C	0.245	19,000 per 8,000 units	2012/07/30	300,000,000	2012/03/14
17408	UBS AG	HSI European Warrants Aug 2012 G	0.200	19,700 per 8,000 units	2012/08/30	300,000,000	2012/03/14
17406	UBS AG	HSI European Warrants Sep 2012 A	0.250	19,300 per 8,000 units	2012/09/27	300,000,000	2012/03/14
17410	UBS AG	Ping An European Warrants Oct 2012 A	0.420	67.880	2012/10/10	100,000,000	2012/03/14
17423	Credit Suisse AG	HSI European Put Warrants Aug 2012 I	0.160	20,500 per 8,500 units	2012/08/30	400,000,000	2012/03/15
17422	Credit Suisse AG	Hutchison European Warrants Jun 2012 C	0.150	86.900	2012/06/29	100,000,000	2012/03/15
17426	J P Morgan SP BV	HSI European Put Warrants Sep 2012 A	0.150	19,600 per 8,000 units	2012/09/27	200,000,000	2012/03/15
17419	Macquarie Bank Ltd.	China Unicom European Wts Aug 2012 A	0.155	14.000	2012/08/02	200,000,000	2012/03/15
17417	Macquarie Bank Ltd.	Esprit European Put Warrants Oct 2012B	0.250	15.500	2012/10/04	200,000,000	2012/03/15

Newly listed derivative warrants (continued)

Code	Issuer	Name of issue	Issue prices (HK\$)	Strike level/ Subscription price (HK\$) per 10 units	Subscription/ exercise period	Unit issued on initial listing	Listing date
17416	Macquarie Bank Ltd.	Jiangxi Copper Euro Put Wts Jul 2012 A	0.156	17.350	2012/07/16	200,000,000	2012/03/15
17413	Merrill Lynch Int'l & Co. C.V.	AIA Euro Wts Oct 2012 A	0.153	30.010	2012/10/03	70,000,000	2012/03/15
17411	Merrill Lynch Int'l & Co. C.V.	China Life Eu Wt Sep 2012 B	0.150	23.870	2012/09/06	70,000,000	2012/03/15
17414	Merrill Lynch Int'l & Co. C.V.	CM Bank Euro Wts Feb 2013 A	0.154	20.010	2013/02/25	70,000,000	2012/03/15
17415	Merrill Lynch Int'l & Co. C.V.	ICBC Euro Wts Jul 2012 A	0.208	5.49 per unit	2012/07/09	50,000,000	2012/03/15
17412	Merrill Lynch Int'l & Co. C.V.	MTRC European Wt Dec 2012 A	0.193	28.890	2012/12/28	60,000,000	2012/03/15
17420	Standard Chartered Bank	CITIC Pacific Euro Wts May 2013 A	0.345	12.880	2013/05/02	100,000,000	2012/03/15
17421	Standard Chartered Bank	CITIC Pacific Euro Wts Aug 2013 A	0.250	16.700	2013/08/30	100,000,000	2012/03/15
17418	Standard Chartered Bank	HSBC European Warrants May 2013 A	0.250	82.880	2013/05/02	100,000,000	2012/03/15
17425	UBS AG	China Unicom European Warrants Dec 2012 A	0.150	14.900	2012/12/19	100,000,000	2012/03/15
17424	UBS AG	HSI European Put Warrants Sep 2012 B	0.180	19,600 per 8,000 units	2012/09/27	300,000,000	2012/03/15
17427	BOCI Asia Ltd.	BYD European Warrants Jul 2012 A	0.250	28.050	2012/07/30	100,000,000	2012/03/16
17429	BOCI Asia Ltd.	Cheung Kong European Warrants Dec 2013 A	0.160	108 per 100 units	2013/12/24	100,000,000	2012/03/16
17428	BOCI Asia Ltd.	A50 China European Warrants Nov 2013 A	0.150	13.020	2013/11/04	100,000,000	2012/03/16
17446	BNP Paribas Arbit Issu B.V.	China Life Euro Wts Sep 2012 B	0.150	23.830	2012/09/04	200,000,000	2012/03/16
17444	BNP Paribas Arbit Issu B.V.	CLP European Wts Jan 2013 A	0.350	76.000	2013/01/03	51,000,000	2012/03/16
17447	BNP Paribas Arbit Issu B.V.	HSI Euro Put Wts Nov 2012 A	0.300	20,800 per 8,000 units	2012/11/29	200,000,000	2012/03/16
17445	BNP Paribas Arbit Issu B.V.	Ping An European Wt Aug 2012 A	0.270	73.850	2012/08/02	200,000,000	2012/03/16
17451	Credit Suisse AG	China Mobile European Warrants Sep 2012 A	0.150	93.900	2012/09/28	120,000,000	2012/03/16
17449	Goldman Sachs SP (Asia)	CITIC Pacific Euro Wts Oct 2012 A	0.669	16.08 per unit	2012/10/30	80,000,000	2012/03/16
17441	Goldman Sachs SP (Asia)	Cheung Kong Euro Wts Sep 2012 A	0.565	120.000	2012/09/28	150,000,000	2012/03/16
17448	Goldman Sachs SP (Asia)	CPIC European Warrants Sep 2012 A	0.251	28.880	2012/09/24	120,000,000	2012/03/16
17442	Goldman Sachs SP (Asia)	Kerry Ppt European Wts Oct 2012 A	0.256	40.880	2012/10/22	150,000,000	2012/03/16
17450	Macquarie Bank Ltd.	China Mobile European Wts Oct 2012 A	0.150	93.880	2012/10/04	200,000,000	2012/03/16
17443	Macquarie Bank Ltd.	China Mobile Euro Put Wts Dec 2013 A	0.150	79.99 per 100 units	2013/12/16	300,000,000	2012/03/16
17436	Nomura Int'l plc	AIA European Put Warrants Sep 2012 B	0.150	24.780	2012/09/28	100,000,000	2012/03/16
17434	Nomura Int'l plc	CC Bank European Warrants Jul 2012 A	0.150	6.80 per unit	2012/07/24	80,000,000	2012/03/16
17435	Nomura Int'l plc	China Mobile European Warrants Jul 2012 A	0.163	88.920	2012/07/27	80,000,000	2012/03/16
17431	Nomura Int'l plc	Esprit European Warrants Sep 2012 A	0.250	20.880	2012/09/28	100,000,000	2012/03/16
17438	Nomura Int'l plc	A50 China European Warrants Jul 2013 A	0.195	10.600	2013/07/31	100,000,000	2012/03/16
17439	Nomura Int'l plc	Golden Eagle European Warrants Sep 2012 A	0.250	21.880	2012/09/28	100,000,000	2012/03/16
17430	Nomura Int'l plc	HSBC European Warrants Jun 2012 A	0.150	72.920	2012/06/26	80,000,000	2012/03/16
17437	Nomura Int'l plc	ICBC European Warrants Jul 2012 A	0.177	5.49 per unit	2012/07/09	80,000,000	2012/03/16
17433	Nomura Int'l plc	Link REIT European Put Wts Sep 2013 A	0.259	24.500	2013/09/30	50,000,000	2012/03/16
17432	Nomura Int'l plc	Luk Fook Hold European Wts Sep 2012 A	0.250	33.880	2012/09/24	50,000,000	2012/03/16
17440	SGA Societe Generale Acceptance N.V.	HWL Eur Wt Aug 2012 A	0.250	88.880	2012/08/22	200,000,000	2012/03/16
17452	UBS AG	China Mobile European Warrants Oct 2012 A	0.250	95.000	2012/10/10	200,000,000	2012/03/16
14752 #	Merrill Lynch Int'l & Co. C.V.	HSBC Euro Wts May 2012 A	0.079	73.990	2012/05/28	130,000,000	2012/03/16
17466	BNP Paribas Arbit Issu B.V.	BYD European Wts Jan 2013 A	0.370	26.800	2013/01/03	85,000,000	2012/03/19
17465	BNP Paribas Arbit Issu B.V.	Minsheng Bk Euro Wt Oct 2012 A	0.400	8.50 per unit	2012/10/03	40,000,000	2012/03/19
17457	BNP Paribas Arbit Issu B.V.	Ch Mobile Euro Wts Dec 2012 A	0.260	101.000	2012/12/04	200,000,000	2012/03/19
17467	BNP Paribas Arbit Issu B.V.	CSR European Wts Jan 2013 A	0.760	6.58 per unit	2013/01/03	28,000,000	2012/03/19
17463	BNP Paribas Arbit Issu B.V.	Hang Seng Bank Eu Wt Jan 2013A	0.400	126.800	2013/01/03	28,000,000	2012/03/19

Newly listed derivative warrants (continued)

Code	Issuer	Name of issue	Issue prices (HK\$)	Strike level/ Subscription price (HK\$) per 10 units	Subscription/ exercise period	Unit issued on initial listing	Listing date
17469	BNP Paribas Arbit Issu B.V.	China Mengniu Eu Wt Jan 2013 A	0.350	23.800	2013/01/03	100,000,000	2012/03/19
17464	BNP Paribas Arbit Issu B.V.	Swire Pacific A Eu Wt Sep 12A	0.300	109.900	2012/09/04	40,000,000	2012/03/19
17468	BNP Paribas Arbit Issu B.V.	Zijin Mining Eu Wts Oct 2012 A	0.440	3.88 per unit	2012/10/03	65,000,000	2012/03/19
17471	Credit Suisse AG	China Mobile European Warrants Jun 2012 B	0.150	92.900	2012/06/18	100,000,000	2012/03/19
17470	Credit Suisse AG	China Mobile European Warrants Oct 2012 A	0.250	98.880	2012/10/31	100,000,000	2012/03/19
17472	Credit Suisse AG	China Mobile European Put Wts Sep 2012 B	0.220	74.980	2012/09/28	100,000,000	2012/03/19
17461	J P Morgan SP BV	China Mob European Wts Sep 2012 A	0.250	95.000	2012/09/27	200,000,000	2012/03/19
17459	Macquarie Bank Ltd.	China Mobile European Wts Nov 2012 A	0.250	100.000	2012/11/02	200,000,000	2012/03/19
17455	Macquarie Bank Ltd.	HSBC European Warrants Oct 2012 A	0.250	77.770	2012/10/04	200,000,000	2012/03/19
17473	Macquarie Bank Ltd.	Hutchison European Warrants Nov 2012 A	0.250	100.000	2012/11/01	200,000,000	2012/03/19
17456	Macquarie Bank Ltd.	Ping An European Warrants Dec 2012 A	0.150	53.04 per 100 units	2012/12/11	250,000,000	2012/03/19
17460	Standard Chartered Bank	China Mobile Euro Wts Oct 2012 A	0.250	98.000	2012/10/03	100,000,000	2012/03/19
17458	SGA Societe Generale Acceptance N.V.	Ch Mob Eu Wt Oct 12 A	0.260	97.000	2012/10/03	150,000,000	2012/03/19
17453	SGA Societe Generale Acceptance N.V.	A50 Ch Eu Put Wt Nov12A	0.150	11.980	2012/11/28	300,000,000	2012/03/19
17454	SGA Societe Generale Acceptance N.V.	HKEEx Eu Wt Nov 2012 A	0.150	141.10 per 100 units	2012/11/28	500,000,000	2012/03/19
17462	UBS AG	China Mobile European Put Warrants Oct 2012 B	0.270	72.880	2012/10/10	100,000,000	2012/03/19
17474	UBS AG	Hutchison European Warrants Aug 2012 C	0.260	92.930	2012/08/23	200,000,000	2012/03/19
17486	BOCI Asia Ltd.	China Mobile European Warrants Oct 2012 A	0.250	100.000	2012/10/03	100,000,000	2012/03/20
17485	BOCI Asia Ltd.	China Mobile European Put Wts Dec 2013 A	0.150	80.05 per 100 units	2013/12/31	100,000,000	2012/03/20
17501	BNP Paribas Arbit Issu B.V.	AviChina Euro Wts Dec 2012 A	0.770	4.40 per unit	2012/12/04	13,000,000	2012/03/20
17499	BNP Paribas Arbit Issu B.V.	China Tel Euro Wts Oct 2012 A	0.270	5.10 per unit	2012/10/04	100,000,000	2012/03/20
17502	BNP Paribas Arbit Issu B.V.	Poly HK Inv Eur Wts Oct 2012 A	0.520	5.20 per unit	2012/10/04	28,000,000	2012/03/20
17500	BNP Paribas Arbit Issu B.V.	Tencent Holdings Eu Wt Feb 13 A	0.210	222.20 per 100 units	2013/02/04	100,000,000	2012/03/20
17498	BNP Paribas Arbit Issu B.V.	ZTE European Wts Oct 2012 A	0.270	27.000	2012/10/04	100,000,000	2012/03/20
17493	Daiwa Capital Mkt	CNBM European Warrants Dec 2012 A	0.170	10.980	2012/12/03	80,000,000	2012/03/20
17494	Daiwa Capital Mkt	CNBM European Put Warrants Oct 2012 A	0.250	10.580	2012/10/25	80,000,000	2012/03/20
17491	Daiwa Capital Mkt	SHK Ppt European Warrants Aug 2012 A	0.400	138.800	2012/08/20	80,000,000	2012/03/20
17490	Daiwa Capital Mkt	SHK Ppt European Warrants Dec 2012 A	0.250	100 per 100 units	2012/12/05	108,000,000	2012/03/20
17492	Daiwa Capital Mkt	SHK Ppt European Put Warrants Mar 2013 A	0.250	125 per 100 units	2013/03/28	80,000,000	2012/03/20
17477	Goldman Sachs SP (Asia)	China Mobile Euro Wts Sep 2012 B	0.254	100.000	2012/09/28	120,000,000	2012/03/20
17476	Goldman Sachs SP (Asia)	China Mobile Eu Put Wts Sep 2012 A	0.402	80.000	2012/09/24	120,000,000	2012/03/20
17478	Goldman Sachs SP (Asia)	Hutchison European Wts Oct 2012 A	0.399	90.000	2012/10/30	120,000,000	2012/03/20
17489	Goldman Sachs SP (Asia)	Lenovo European Wts Oct 2012 A	0.355	8 per unit	2012/10/15	100,000,000	2012/03/20
17483	HK Bank	China Mobile European Warrants Nov 2012 A	0.250	100.880	2012/11/13	160,000,000	2012/03/20
17496	J P Morgan SP BV	HSI European Warrants Aug 2012 B	0.150	22,100 per 7,000 units	2012/08/30	288,000,000	2012/03/20
17495	J P Morgan SP BV	Hutchison European Warrants Sep 2012 B	0.250	95.000	2012/09/27	200,000,000	2012/03/20
17487	Macquarie Bank Ltd.	HSI European Warrants Oct 2012 A	0.150	22,500 per 7,500 units	2012/10/30	200,000,000	2012/03/20
17482	CC Rabobank B.A.	Agile Ppt European Warrants Feb 2013 A	0.170	9.990	2013/02/25	100,000,000	2012/03/20
17479	CC Rabobank B.A.	CITIC Pacific European Wts Jan 2013 A	0.150	16.020	2013/01/07	100,000,000	2012/03/20
17480	CC Rabobank B.A.	Ch Mobile European Warrants Sep 2012 A	0.250	93.900	2012/09/25	80,000,000	2012/03/20
17481	CC Rabobank B.A.	China Overseas European Wts Sep 2012 A	0.150	17.520	2012/09/25	100,000,000	2012/03/20
17484	Standard Chartered Bank	Sinopec Corp Euro Wts Oct 2012 A	0.250	11.28 per unit	2012/10/08	100,000,000	2012/03/20
17475	SGA Societe Generale Acceptance N.V.	HWL Eur Wt Oct 2012 C	0.270	99.880	2012/10/29	200,000,000	2012/03/20

Newly listed derivative warrants (continued)

Code	Issuer	Name of issue	Issue prices (HK\$)	Strike level/ Subscription price (HK\$) per 10 units	Subscription/ exercise period	Unit issued on initial listing	Listing date
17488	UBS AG	Hutchison European Warrants Jul 2012 C	0.430	83.930	2012/07/30	200,000,000	2012/03/20
13805 #	Macquarie Bank Ltd.	HSCEI European Warrants Apr 2012	0.038	12,000 per 6,000 units	2012/04/27	280,000,000	2012/03/20
15316 #	Daiwa Capital Mkt	China Mobile European Warrants Jun 2012	0.170	88.000	2012/06/01	180,000,000	2012/03/20
17510	Daiwa Capital Mkt	Anhui Conch European Warrants Oct 2012 A	0.220	28.880	2012/10/03	80,000,000	2012/03/21
17512	Daiwa Capital Mkt	Anhui Conch European Put Wts Nov 2012 A	0.320	22.800	2012/11/01	68,000,000	2012/03/21
17508	Daiwa Capital Mkt	Ch Overseas European Warrants Oct 2012 A	0.150	17.520	2012/10/03	80,000,000	2012/03/21
17513	Daiwa Capital Mkt	Ch Overseas European Warrants Nov 2012 A	0.260	15.280	2012/11/01	80,000,000	2012/03/21
17511	Daiwa Capital Mkt	Ch Overseas European Put Wts Oct 2012 B	0.160	14.700	2012/10/15	80,000,000	2012/03/21
17514	Macquarie Bank Ltd.	Anhui Conch European Wts Oct 2012 A	0.250	29.880	2012/10/04	200,000,000	2012/03/21
17516	Macquarie Bank Ltd.	China Tel European Warrants Oct 2012 A	0.250	5.50 per unit	2012/10/04	100,000,000	2012/03/21
17505	Macquarie Bank Ltd.	Dongfeng Motor European Wts Aug 2013 A	0.250	18.000	2013/08/02	180,000,000	2012/03/21
17507	Macquarie Bank Ltd.	GCL-Poly Energy European Wts Sep 2012 A	0.250	3.38 per unit	2012/09/21	100,000,000	2012/03/21
17517	Macquarie Bank Ltd.	ZTE European Warrants Dec 2012 A	0.250	30.000	2012/12/04	180,000,000	2012/03/21
17506	Standard Chartered Bank	Hutchison Euro Euro Wts Nov 2012 A	0.250	100.000	2012/11/30	100,000,000	2012/03/21
17504	SGA Societe Generale Acceptance N.V	Anhui Conch Eu Wt Sep12A	0.210	28.880	2012/09/24	100,000,000	2012/03/21
17503	SGA Societe Generale Acceptance N.V.	CP&CC Eu Wt Aug 2012A	0.260	10.50 per unit	2012/08/13	100,000,000	2012/03/21
17515	UBS AG	China Mobile European Warrants Sep 2012 A	0.390	85.080	2012/09/28	200,000,000	2012/03/21
16766 #	Merrill Lynch Int'l & Co. C.V.	Tencent Eur Put Wt Jun 2012	0.053	178.78 per 100 units	2012/06/25	200,000,000	2012/03/21
17532	Daiwa Capital Mkt	China Mobile European Wts Jul 2012 A	0.490	82.880	2012/07/23	128,000,000	2012/03/22
17528	Daiwa Capital Mkt	China Mobile European Put Wts Aug 2012 A	0.150	70.880	2012/08/15	80,000,000	2012/03/22
17521	Daiwa Capital Mkt	Hutchison European Warrants Jul 2012 A	0.250	86.930	2012/07/06	158,000,000	2012/03/22
17534	J P Morgan SP BV	Tencent European Warrants Dec 2012 A	0.250	238.88 per 100 units	2012/12/17	100,000,000	2012/03/22
17533	J P Morgan SP BV	Zhaojin Mining European Wts May 2013 A	0.250	16.880	2013/05/31	200,000,000	2012/03/22
17527	Macquarie Bank Ltd.	Air China European Warrants Jun 2014 A	0.150	6.880	2014/06/23	180,000,000	2012/03/22
17531	Macquarie Bank Ltd.	Longfor PPT European Wts Feb 2013 A	0.250	13.880	2013/02/22	180,000,000	2012/03/22
17520	Macquarie Bank Ltd.	MGM China European Warrants Oct 2012 A	0.250	16.880	2012/10/18	200,000,000	2012/03/22
17522	Standard Chartered Bank	HSBC European Warrants Oct 2012 A	0.250	80.880	2012/10/26	100,000,000	2012/03/22
17519	SGA Societe Generale Acceptance N.V	Belle Int'l Eu Wt Aug12A	0.150	16.190	2012/08/22	150,000,000	2012/03/22
17524	SGA Societe Generale Acceptance N.V.	HKEx Eu Put Wt Jan13A	0.160	135 per 100 units	2013/01/28	300,000,000	2012/03/22
17523	SGA Societe Generale Acceptance N.V.	HSBC Eu Wt Oct 2012 A	0.250	80.000	2012/10/03	200,000,000	2012/03/22
17526	SGA Societe Generale Acceptance N.V.	ICBC Eu Wt Oct 2012 A	0.250	6.02 per unit	2012/10/03	200,000,000	2012/03/22
17525	SGA Societe Generale Acceptance N.V.	Tencent Eu Wt Oct 12 A	0.250	208.88 per 100 units	2012/10/03	300,000,000	2012/03/22
17518	SGA Societe Generale Acceptance NV	Zijin Mining Eu Wt Aug12A	0.300	3.98 per unit	2012/08/01	50,000,000	2012/03/22
17530	UBS AG	Evergrande European Warrants Oct 2012 A	0.600	4.88 per unit	2012/10/22	100,000,000	2012/03/22
17529	UBS AG	Tencent Holdings European Warrants Oct 2012 A	0.250	214.88 per 100 units	2012/10/15	200,000,000	2012/03/22
17552	BOCI Asia Ltd.	Li & Fung European Warrants Nov 2012 A	0.250	20.680	2012/11/05	100,000,000	2012/03/23
17578	BNP Paribas Arbit Issu B.V.	China COSCO Euro Wts Oct 2012A	0.540	5.96 per unit	2012/10/03	45,000,000	2012/03/23
17579	BNP Paribas Arbit Issu B.V.	Ch Southern Air Eu Wt Oct 12 A	0.470	4.45 per unit	2012/10/03	29,000,000	2012/03/23
17580	BNP Paribas Arbit Issu B.V.	Lenovo European Wts Dec 2012 A	0.680	7.90 per unit	2012/12/04	54,000,000	2012/03/23
17582	BNP Paribas Arbit Issu B.V.	Tencent Holdings Eu Wt Feb 13 B	0.250	238 per 100 units	2013/02/04	100,000,000	2012/03/23
17581	BNP Paribas Arbit Issu B.V.	Tencent Eu Put Wt Oct 2012 A	0.310	218 per 100 units	2012/10/03	100,000,000	2012/03/23
17558	Credit Suisse AG	HSBC European Wts Aug 2012 B	0.150	78.000	2012/08/01	100,000,000	2012/03/23
17553	Credit Suisse AG	KECL European Warrants Nov 2012 A	0.150	14.700	2012/11/30	80,000,000	2012/03/23

Newly listed derivative warrants (continued)

Code	Issuer	Name of issue	Issue prices (HK\$)	Strike level/ Subscription price (HK\$) per 10 units	Subscription/ exercise period	Unit issued on initial listing	Listing date
17560	Credit Suisse AG	Tencent Holdings European Wts Oct 2012 A	0.250	226.88 per 100 units	2012/10/31	100,000,000	2012/03/23
17559	Credit Suisse AG	Tencent Holdings Euro Put Wts Aug 2012 A	0.150	197.98 per 100 units	2012/08/31	100,000,000	2012/03/23
17574	Citigroup Global Mkt H Inc.	China Life Euro Wts Aug 2012 A	0.150	22.268	2012/08/01	100,000,000	2012/03/23
17576	Citigroup Global Mkt H Inc.	Galaxy Ent Euro Wts Oct 2012 A	0.250	25.880	2012/10/10	100,000,000	2012/03/23
17575	Citigroup Global Mkt H Inc.	HSBC European Wts Sep 2012 A	0.180	80.980	2012/09/03	100,000,000	2012/03/23
17577	Citigroup Global Mkt H Inc.	Tencent European Wts Oct 2012 A	0.250	239.88 per 100 units	2012/10/31	100,000,000	2012/03/23
17569	Daiwa Capital Mkt	China Mobile European Wts Jul 2012 B	0.200	88.850	2012/07/03	158,000,000	2012/03/23
17570	Daiwa Capital Mkt	China Mobile European Wts Oct 2012 B	0.630	80.000	2012/10/03	128,000,000	2012/03/23
17563	Daiwa Capital Mkt	HSBC European Warrants Sep 2012 A	0.320	74.380	2012/09/24	128,000,000	2012/03/23
17564	Daiwa Capital Mkt	HSBC European Put Warrants Oct 2012 A	0.500	68.000	2012/10/03	80,000,000	2012/03/23
17565	Daiwa Capital Mkt	Hutchison European Warrants Oct 2012 A	0.250	99.980	2012/10/22	158,000,000	2012/03/23
17566	Daiwa Capital Mkt	Hutchison European Warrants Dec 2012 A	0.630	84.880	2012/12/03	128,000,000	2012/03/23
17567	Daiwa Capital Mkt	Hutchison European Put Wts Aug 2012 A	0.250	68.000	2012/08/03	80,000,000	2012/03/23
17568	Daiwa Capital Mkt	Hutchison European Put Wts Sep 2012 C	0.630	76.000	2012/09/24	80,000,000	2012/03/23
17571	Daiwa Capital Mkt	ICBC European Warrants Aug 2012 A	0.150	5.98 per unit	2012/08/08	128,000,000	2012/03/23
17572	Daiwa Capital Mkt	Tencent Holdings European Wts Nov 2012 A	0.250	230 per 100 units	2012/11/01	128,000,000	2012/03/23
17551	HK Bank	China Mobile European Put Warrants Sep 2012 A	0.250	76.880	2012/09/24	160,000,000	2012/03/23
17573	J P Morgan SP BV	Tencent European Put Warrants Oct 2012 A	0.250	200 per 100 units	2012/10/30	200,000,000	2012/03/23
17555	Macquarie Bank Ltd.	Galaxy Ent European Wts Oct 2012 A	0.250	25.000	2012/10/04	180,000,000	2012/03/23
17557	Macquarie Bank Ltd.	Sands China European Wts Oct 2012 A	0.254	40.880	2012/10/04	180,000,000	2012/03/23
17562	Macquarie Bank Ltd.	Tencent European Warrants Nov 2012 A	0.252	240 per 100 units	2012/11/02	250,000,000	2012/03/23
17556	Macquarie Bank Ltd.	Wynn Macau European Wts Oct 2012 A	0.250	28.880	2012/10/04	180,000,000	2012/03/23
17539	Merrill Lynch Int'l & Co. C.V.	Ch Mobile Eur Wt Sep 2012 C	0.250	94.390	2012/09/26	50,000,000	2012/03/23
17538	Merrill Lynch Int'l & Co. C.V.	Ch Mobile Eu Put Wt Sep 12 B	0.820	84.990	2012/09/27	40,000,000	2012/03/23
17537	Merrill Lynch Int'l & Co. C.V.	HKEx Euro Wts Sep 2012 A	0.560	155.990	2012/09/25	40,000,000	2012/03/23
17536	Merrill Lynch Int'l & Co. C.V.	HKEx Eur Put Wts Oct 2012 A	0.154	139.99 per 100 units	2012/10/03	70,000,000	2012/03/23
17535	Merrill Lynch Int'l & Co. C.V.	Tencent Euro Wts Jan 2013 A	0.250	235.01 per 100 units	2013/01/21	60,000,000	2012/03/23
17544	Nomura Int'l plc	Angang Steel European Warrants Sep 2012 A	0.400	6.88 per unit	2012/09/24	50,000,000	2012/03/23
17542	Nomura Int'l plc	Bank of EA European Warrants Dec 2012 B	0.295	32.500	2012/12/24	50,000,000	2012/03/23
17545	Nomura Int'l plc	Ch Com Service European Wts Dec 2012 A	0.558	4 per unit	2012/12/24	50,000,000	2012/03/23
17548	Nomura Int'l plc	CITIC Bank European Warrants Dec 2012 A	0.490	5.20 per unit	2012/12/24	50,000,000	2012/03/23
17550	Nomura Int'l plc	CM Bank European Warrants Dec 2012 A	0.251	16.680	2012/12/24	50,000,000	2012/03/23
17547	Nomura Int'l plc	China Mobile European Warrants Dec 2012 A	0.281	93.880	2012/12/24	50,000,000	2012/03/23
17546	Nomura Int'l plc	Ch Overseas European Warrants Oct 2012 A	0.150	17.500	2012/10/03	100,000,000	2012/03/23
17543	Nomura Int'l plc	KECL European Warrants Nov 2012 A	0.150	14.680	2012/11/30	100,000,000	2012/03/23
17554	Nomura Int'l plc	New World Dev European Wts Apr 2013 A	0.150	10.90 per 9 units	2013/04/09	100,000,000	2012/03/23
17549	Nomura Int'l plc	Ping An European Warrants Sep 2012 A	0.300	75.000	2012/09/28	100,000,000	2012/03/23
17541	SGA Societe Generale Acceptance N.V.	CLife Eu Wt Aug 2012B	0.150	22.200	2012/08/08	300,000,000	2012/03/23
17540	SGA Societe Generale Acceptance N.V.	Ping An Eu Wt Sep 12 A	0.380	74.880	2012/09/24	100,000,000	2012/03/23
17561	UBS AG	Tencent Holdings European Warrants Dec 2012 A	0.250	248.88 per 100 units	2012/12/10	200,000,000	2012/03/23
17593	Daiwa Capital Mkt	BOCL European Warrants Oct 2012 A	0.330	3.18 per unit	2012/10/03	108,000,000	2012/03/26
17590	Daiwa Capital Mkt	China Mobile European Wts Sep 2012 B	0.150	98.000	2012/09/24	128,000,000	2012/03/26
17586	Daiwa Capital Mkt	HSBC European Warrants Aug 2012 A	0.590	68.000	2012/08/01	128,000,000	2012/03/26

Newly listed derivative warrants (continued)

Code	Issuer	Name of issue	Issue prices (HK\$)	Strike level/ Subscription price (HK\$) per 10 units	Subscription/ exercise period	Unit issued on initial listing	Listing date
17587	Daiwa Capital Mkt	HSBC European Warrants Aug 2012 B	0.940	62.880	2012/08/10	100,000,000	2012/03/26
17588	Daiwa Capital Mkt	Hutchison European Warrants Sep 2012 D	0.990	73.880	2012/09/26	98,000,000	2012/03/26
17591	Daiwa Capital Mkt	ICBC European Warrants Jul 2012 A	0.330	5.188 per unit	2012/07/06	128,000,000	2012/03/26
17592	Daiwa Capital Mkt	ICBC European Warrants Oct 2012 A	0.360	5.38 per unit	2012/10/15	128,000,000	2012/03/26
17589	Daiwa Capital Mkt	Tencent Holdings European Wts Dec 2012 A	0.330	213.88 per 100 units	2012/12/03	108,000,000	2012/03/26
17603	Bank of East Asia	CM Bank European Put Warrants Mar 2013 A	0.250	14.880	2013/03/25	110,000,000	2012/03/26
17605	Bank of East Asia	Galaxy Ent European Warrants Nov 2012 A	0.250	30.000	2012/11/23	50,000,000	2012/03/26
17602	Bank of East Asia	Li & Fung European Warrants Nov 2012 A	0.250	21.880	2012/11/12	70,000,000	2012/03/26
17606	Bank of East Asia	SJM Holdings European Warrants Feb 2013A	0.250	22.880	2013/02/28	70,000,000	2012/03/26
17604	Bank of East Asia	Yanzhou Coal European Warrants Nov 2012A	0.150	22.400	2012/11/20	70,000,000	2012/03/26
17598	Macquarie Bank Ltd.	CLP European Warrants Nov 2012 A	0.250	77.000	2012/11/02	250,000,000	2012/03/26
17599	Macquarie Bank Ltd.	HK Gas European Warrants Feb 2014 A	0.250	23.880	2014/02/04	200,000,000	2012/03/26
17583	Macquarie Bank Ltd.	Hang Lung Ppt European Wts Nov 2012 A	0.250	35.000	2012/11/02	180,000,000	2012/03/26
17597	Macquarie Bank Ltd.	PWR Assets European Warrants Dec 2012A	0.150	65.000	2012/12/04	180,000,000	2012/03/26
17584	Macquarie Bank Ltd.	Sino Land European Warrants May 2013 A	0.250	15.880	2013/05/03	180,000,000	2012/03/26
17585	Macquarie Bank Ltd.	Tencent European Put Wts Oct 2012 C	0.250	210 per 100 units	2012/10/04	250,000,000	2012/03/26
17600	Merrill Lynch Int'l & Co. C.V.	A50 China Eur Wt Sep 2012 A	0.690	11.88 per unit	2012/09/26	40,000,000	2012/03/26
17601	Merrill Lynch Int'l & Co. C.V.	Tencent Eu Put Wt Aug 2012A	0.151	197.90 per 100 units	2012/08/20	80,000,000	2012/03/26
17596	UBS AG	Hutchison European Warrants Sep 2012 A	0.250	99.980	2012/09/26	200,000,000	2012/03/26
17595	UBS AG	Tencent Holdings European Warrants Sep 2012 B	0.250	236 per 100 units	2012/09/26	100,000,000	2012/03/26
17594	UBS AG	Tencent Holdings European Put Warrants Sep 2012 A	0.250	215 per 100 units	2012/09/26	100,000,000	2012/03/26
15834 #	J P Morgan SP BV	HSI European Put Warrants Jun 2012 A	0.080	20,400 per 12,000 units	2012/06/28	500,000,000	2012/03/26
17611	BOCI Asia Ltd.	Anhui Conch European Warrants Sep 2012 A	0.200	28.880	2012/09/27	100,000,000	2012/03/27
17612	BOCI Asia Ltd.	Esprit European Warrants Nov 2012 A	0.200	21.880	2012/11/29	100,000,000	2012/03/27
17613	BOCI Asia Ltd.	Tencent Holdings European Wts Oct 2012 A	0.250	230 per 100 units	2012/10/29	200,000,000	2012/03/27
17634	Credit Suisse AG	China Mobile European Warrants Jul 2012 A	0.200	87.000	2012/07/31	100,000,000	2012/03/27
17623	Credit Suisse AG	Tencent Holdings European Wts Sep 2012 A	0.250	236 per 100 units	2012/09/28	100,000,000	2012/03/27
17631	Credit Suisse AG	Tencent Holdings European Wts Nov 2012 A	0.250	232.80 per 100 units	2012/11/30	100,000,000	2012/03/27
17618	Daiwa Capital Mkt	BOCL European Warrants Oct 2012 B	0.200	3.48 per unit	2012/10/29	108,000,000	2012/03/27
17627	Daiwa Capital Mkt	CCB European Warrants Sep 2012 A	0.290	6.68 per unit	2012/09/27	128,000,000	2012/03/27
17628	Daiwa Capital Mkt	CCB European Put Warrants Sep 2012 B	0.600	6 per unit	2012/09/27	80,000,000	2012/03/27
17626	Daiwa Capital Mkt	China Life European Warrants Sep 2012 B	0.250	19.880	2012/09/27	138,000,000	2012/03/27
17629	Daiwa Capital Mkt	China Life European Warrants Oct 2012 A	0.150	22.050	2012/10/03	138,000,000	2012/03/27
17630	Daiwa Capital Mkt	China Life European Put Wts Nov 2012 A	0.150	17.980	2012/11/01	80,000,000	2012/03/27
17614	Daiwa Capital Mkt	HSBC European Warrants Dec 2012 A	0.530	70.000	2012/12/03	128,000,000	2012/03/27
17615	Daiwa Capital Mkt	HSBC European Warrants Jan 2013 A	0.270	78.880	2013/01/02	128,000,000	2012/03/27
17616	Daiwa Capital Mkt	HSBC European Warrants Jan 2013 B	0.250	84.800	2013/01/21	128,000,000	2012/03/27
17617	Daiwa Capital Mkt	ICBC European Warrants Nov 2012 B	0.570	4.88 per unit	2012/11/01	128,000,000	2012/03/27
17619	Goldman Sachs SP (Asia)	HSBC European Warrants Aug 2012 A	0.307	75.000	2012/08/20	200,000,000	2012/03/27
17620	Goldman Sachs SP (Asia)	HSBC European Put Wts Aug 2012 B	0.174	60.880	2012/08/06	150,000,000	2012/03/27
17622	Goldman Sachs SP (Asia)	Sands China Euro Wts Oct 2012 A	0.369	35.880	2012/10/08	100,000,000	2012/03/27
17621	Goldman Sachs SP (Asia)	Tencent European Put Wt Oct 2012 A	0.295	228 per 100 units	2012/10/08	200,000,000	2012/03/27
17624	Macquarie Bank Ltd.	HSCEI European Warrants Oct 2012 A	0.150	12,000 per 4,800 units	2012/10/30	200,000,000	2012/03/27

Newly listed derivative warrants (continued)

Code	Issuer	Name of issue	Issue prices (HK\$)	Strike level/ Subscription price (HK\$) per 10 units	Subscription/ exercise period	Unit issued on initial listing	Listing date
17636	Macquarie Bank Ltd.	Kerry Ppt European Warrants Oct 2012 A	0.250	45.880	2012/10/04	180,000,000	2012/03/27
17637	Macquarie Bank Ltd.	Poly HK Inv European Wts Oct 2012 A	0.396	5.38 per unit	2012/10/04	80,000,000	2012/03/27
17635	Macquarie Bank Ltd.	Sino Ocean Land European Wts Oct 2012 A	0.382	4.88 per unit	2012/10/04	80,000,000	2012/03/27
17610	SGA Societe Generale Acceptance N.V.	CCB Eur Wt Jul 2012 A	0.260	6.49 per unit	2012/07/30	150,000,000	2012/03/27
17607	SGA Societe Generale Acceptance N.V.	Li & Fung Eu Wt Oct 12A	0.250	21.080	2012/10/31	100,000,000	2012/03/27
17608	SGA Societe Generale Acceptance N.V.	Tencent Eu Wt Dec 12 A	0.250	238.88 per 100 units	2012/12/17	200,000,000	2012/03/27
17609	SGA Societe Generale Acceptance N.V.	Tencent Eu Put Wt Sep12A	0.150	195 per 100 units	2012/09/26	200,000,000	2012/03/27
17632	UBS AG	China Life European Warrants Sep 2012 B	0.270	19.500	2012/09/27	300,000,000	2012/03/27
17625	UBS AG	China Life European Warrants Oct 2012 A	0.250	20.880	2012/10/15	300,000,000	2012/03/27
17638	UBS AG	Sinopec Corp European Warrants Sep 2012 A	0.560	9 per unit	2012/09/27	100,000,000	2012/03/27
17639	UBS AG	Sinopec Corp European Warrants Nov 2014 A	0.170	8.890	2014/11/24	200,000,000	2012/03/27
17633	UBS AG	China Unicom European Warrants Dec 2012 B	0.250	11.880	2012/12/10	200,000,000	2012/03/27
17642	BOCI Asia Ltd.	CNOOC European Put Warrants Nov 2012 A	0.150	15.000	2012/11/02	100,000,000	2012/03/28
17643	BOCI Asia Ltd.	Chi Res Land European Warrants Dec 2012 A	0.150	17.880	2012/12/04	100,000,000	2012/03/28
17644	BOCI Asia Ltd.	Jiangxi Copper European Warrants Oct 2012 A	0.180	22.358	2012/10/22	100,000,000	2012/03/28
17659	Credit Suisse AG	CC Bank European Warrants Jun 2012 A	0.280	6 per unit	2012/06/29	100,000,000	2012/03/28
17658	Credit Suisse AG	CC Bank European Warrants Jul 2012 C	0.180	6.49 per unit	2012/07/30	100,000,000	2012/03/28
17660	Credit Suisse AG	ICBC European Warrants Jul 2012 C	0.150	5.49 per unit	2012/07/09	100,000,000	2012/03/28
17661	Credit Suisse AG	Ping An European Warrants Jun 2012 B	0.250	65.000	2012/06/29	100,000,000	2012/03/28
17653	Daiwa Capital Mkt	Agricultural Bank Euro Wts Sep 2012 A	0.300	3.68 per unit	2012/09/03	128,000,000	2012/03/28
17654	Daiwa Capital Mkt	Agricultural Bank Euro Put Wt Dec 2012 A	0.250	3 per unit	2012/12/14	80,000,000	2012/03/28
17669	Daiwa Capital Mkt	AIA European Warrants Nov 2012 B	0.400	24.880	2012/11/05	108,000,000	2012/03/28
17670	Daiwa Capital Mkt	AIA European Put Warrants Dec 2012 A	0.150	23.480	2012/12/10	108,000,000	2012/03/28
17671	Daiwa Capital Mkt	BOC HK European Warrants Nov 2012 A	0.320	18.680	2012/11/15	108,000,000	2012/03/28
17652	Daiwa Capital Mkt	CCB European Warrants Sep 2012 C	0.150	7.08 per unit	2012/09/03	128,000,000	2012/03/28
17666	Daiwa Capital Mkt	China Telecom European Wts Sep 2012 A	0.250	4.60 per unit	2012/09/24	80,000,000	2012/03/28
17667	Daiwa Capital Mkt	China Telecom European Wts Oct 2012 A	0.480	4.08 per unit	2012/10/18	80,000,000	2012/03/28
17668	Daiwa Capital Mkt	China Telecom Euro Put Wts Oct 2012 B	0.250	3.68 per unit	2012/10/10	80,000,000	2012/03/28
17662	Daiwa Capital Mkt	HKEx European Warrants Dec 2012 A	0.200	123 per 100 units	2012/12/03	108,000,000	2012/03/28
17663	Daiwa Capital Mkt	HKEx European Warrants Dec 2012 B	0.290	108.88 per 100 units	2012/12/18	108,000,000	2012/03/28
17664	Daiwa Capital Mkt	HKEx European Put Warrants Dec 2012 C	0.250	138 per 100 units	2012/12/31	108,000,000	2012/03/28
17655	Daiwa Capital Mkt	Ping An European Warrants Oct 2012 A	0.390	68.000	2012/10/03	80,000,000	2012/03/28
17656	Daiwa Capital Mkt	Ping An European Put Warrants Nov 2012 A	0.670	58.000	2012/11/15	68,000,000	2012/03/28
17665	Daiwa Capital Mkt	Tencent Holdings European Wts Dec 2012 B	0.490	178 per 100 units	2012/12/10	98,000,000	2012/03/28
17645	Goldman Sachs SP (Asia)	China Shenhua Euro Wts Oct 2012 A	0.255	38.880	2012/10/22	120,000,000	2012/03/28
17646	Goldman Sachs SP (Asia)	Ping An European Wts Oct 2012 A	0.420	68.880	2012/10/22	120,000,000	2012/03/28
17647	HK Bank	Tencent European Put Warrants Aug 2012 A	0.150	200 per 100 units	2012/08/27	120,000,000	2012/03/28
17649	Macquarie Bank Ltd.	Country Garden European Wts Oct 2012 A	0.250	4 per unit	2012/10/04	80,000,000	2012/03/28
17648	Macquarie Bank Ltd.	China Life European Wts Sep 2012 A	0.150	22.500	2012/09/10	200,000,000	2012/03/28
17651	Macquarie Bank Ltd.	Link REIT European Warrants Feb 2013 A	0.250	31.880	2013/02/04	150,000,000	2012/03/28
17650	Macquarie Bank Ltd.	Yuexiu Property Euro Wts Feb 2013 A	0.250	2 per unit	2013/02/04	80,000,000	2012/03/28
17640	SGA Societe Generale Acceptance N.V.	Anhui Conch Eu Wt Oct12A	0.250	25.880	2012/10/08	80,000,000	2012/03/28
17641	SGA Societe Generale Acceptance N.V.	CNBM Eu Wt Dec 2012 A	0.160	10.000	2012/12/24	150,000,000	2012/03/28

Newly listed derivative warrants (continued)

Code	Issuer	Name of issue	Issue prices (HK\$)	Strike level/ Subscription price (HK\$) per 10 units	Subscription/ exercise period	Unit issued on initial listing	Listing date
17657	UBS AG	CNOOC European Warrants Jun 2013 A	0.250	18.000	2013/06/10	200,000,000	2012/03/28
17690	BNP Paribas Arbit Issu B.V.	CC Bank Euro Wts Dec 2012 A	0.430	6.38 per unit	2012/12/04	200,000,000	2012/03/29
17689	BNP Paribas Arbit Issu B.V.	Ch Mobile Euro Wts Feb 2013 A	0.260	98.000	2013/02/04	200,000,000	2012/03/29
17688	BNP Paribas Arbit Issu B.V.	CRCC European Wts Oct 2012 A	0.450	6.38 per unit	2012/10/04	23,000,000	2012/03/29
17686	BNP Paribas Arbit Issu B.V.	ICBC European Wts Oct 2012 A	0.310	5.60 per unit	2012/10/04	200,000,000	2012/03/29
17687	BNP Paribas Arbit Issu B.V.	Ping An European Wt Oct 2012 A	0.430	68.880	2012/10/04	100,000,000	2012/03/29
17696	Credit Suisse AG	China Tel European Warrants Jul 2012 A	0.200	4.39 per unit	2012/07/31	80,000,000	2012/03/29
17700	Credit Suisse AG	Tencent Holdings European Wts Oct 2012 B	0.250	249 per 100 units	2012/10/31	100,000,000	2012/03/29
17685	Goldman Sachs SP (Asia)	China Life Euro Wts Aug 2012 B	0.191	20.000	2012/08/09	120,000,000	2012/03/29
17682	J P Morgan SP BV	HSI European Warrants Aug 2012 C	0.150	21,400 per 7,200 units	2012/08/30	300,000,000	2012/03/29
17683	J P Morgan SP BV	HSI European Put Warrants Aug 2012 D	0.150	20,000 per 9,000 units	2012/08/30	300,000,000	2012/03/29
17699	Macquarie Bank Ltd.	BOCL European Warrants Mar 2013 A	0.250	3.88 per unit	2013/03/04	150,000,000	2012/03/29
17697	Macquarie Bank Ltd.	CM Bank European Warrants Feb 2013 A	0.150	18.880	2013/02/15	200,000,000	2012/03/29
17698	Macquarie Bank Ltd.	New World Dev European Wts Aug 2012 A	0.150	12.88 per unit	2012/08/29	150,000,000	2012/03/29
17684	Macquarie Bank Ltd.	Stanchart European Warrants Jul 2013 A	0.250	230 per 100 units	2013/07/03	200,000,000	2012/03/29
17675	Merrill Lynch Int'l & Co. C.V.	China Life Eu Wt Sep 2012 C	0.250	19.680	2012/09/25	40,000,000	2012/03/29
17673	Merrill Lynch Int'l & Co. C.V.	HSBC Euro Wts Oct 2012 A	0.270	77.990	2012/10/03	40,000,000	2012/03/29
17672	Merrill Lynch Int'l & Co. C.V.	HSBC Euro Wts Nov 2012 A	0.445	72.490	2012/11/05	40,000,000	2012/03/29
17674	Merrill Lynch Int'l & Co. C.V.	Ping An Euro Wts Oct 2012 A	0.330	68.990	2012/10/03	40,000,000	2012/03/29
17681	CC Rabobank B.A.	CNBM European Warrants Dec 2012 A	0.150	10.010	2012/12/20	120,000,000	2012/03/29
17679	CC Rabobank B.A.	ChiUnicom European Warrants Sep 2012 A	0.150	13.000	2012/09/03	120,000,000	2012/03/29
17678	CC Rabobank B.A.	Dongfang Elec European Wts Sep 2012 A	0.150	22.900	2012/09/03	80,000,000	2012/03/29
17676	CC Rabobank B.A.	MGM China European Warrants Oct 2012 A	0.250	15.300	2012/10/03	100,000,000	2012/03/29
17677	CC Rabobank B.A.	Yanzhou Coal European Warrants Feb 2013 A	0.250	20.000	2013/02/04	90,000,000	2012/03/29
17692	SGA Societe Generale Acceptance N.V.	Tencent Eu Wt Oct 12C	0.260	228 per 100 units	2012/10/10	300,000,000	2012/03/29
17691	SGA Societe Generale Acceptance N.V.	Tencent Eu Put Wt Oct12B	0.260	217 per 100 units	2012/10/08	300,000,000	2012/03/29
17695	UBS AG	CC Bank European Warrants Jun 2012 B	0.330	6 per unit	2012/06/29	200,000,000	2012/03/29
17693	UBS AG	China Mobile European Warrants Sep 2012 B	0.150	100.000	2012/09/28	100,000,000	2012/03/29
17694	UBS AG	Yanzhou Coal European Wts Oct 2012 A	0.150	18.900	2012/10/08	100,000,000	2012/03/29
17717	Credit Suisse AG	CC Bank European Put Warrants Jul 2012 D	0.150	4.99 per unit	2012/07/05	80,000,000	2012/03/30
17705	Credit Suisse AG	China Shenhua European Wts Sep 2012 A	0.180	36.900	2012/09/28	80,000,000	2012/03/30
17714	Credit Suisse AG	HSI European Put Warrants Aug 2012 J	0.150	19,900 per 9,000 units	2012/08/30	400,000,000	2012/03/30
17718	Credit Suisse AG	ICBC European Put Warrants Aug 2012 A	0.150	4.19 per unit	2012/08/27	80,000,000	2012/03/30
17706	Credit Suisse AG	Yanzhou Coal European Warrants Sep 2012 A	0.150	18.700	2012/09/28	80,000,000	2012/03/30
17709	Daiwa Capital Mkt	A50 China European Warrants Sep 2012 A	0.280	12.68 per unit	2012/09/03	128,000,000	2012/03/30
17710	Daiwa Capital Mkt	A50 China European Warrants Oct 2012 A	0.770	11.28 per unit	2012/10/03	80,000,000	2012/03/30
17711	Daiwa Capital Mkt	A50 China European Warrants Jan 2013 A	0.170	9.880	2013/01/02	128,000,000	2012/03/30
17713	Daiwa Capital Mkt	A50 China European Warrants Sep 2014 A	0.200	10.980	2014/09/15	128,000,000	2012/03/30
17712	Daiwa Capital Mkt	A50 China European Put Wts Mar 2013 A	0.280	13.000	2013/03/01	108,000,000	2012/03/30
17702	Goldman Sachs SP (Asia)	BEA European Warrants Nov 2012 A	0.252	33.000	2012/11/26	120,000,000	2012/03/30
17715	Goldman Sachs SP (Asia)	Dongfang Elec Euro Wts Oct 2012 A	0.251	20.880	2012/10/22	120,000,000	2012/03/30
17703	Goldman Sachs SP (Asia)	KECL European Warrants Sep 2013 A	0.252	15.000	2013/09/16	120,000,000	2012/03/30
17716	Goldman Sachs SP (Asia)	SJM Holdings Euro Wts Nov 2012 A	0.251	18.000	2012/11/05	120,000,000	2012/03/30

Newly listed derivative warrants (continued)

Code	Issuer	Name of issue	Issue prices (HK\$)	Strike level/ Subscription price (HK\$) per 10 units	Subscription/ exercise period	Unit issued on initial listing	Listing date
17704	J P Morgan SP BV	China Life European Warrants Oct 2012 A	0.250	20.000	2012/10/03	200,000,000	2012/03/30
17721	Macquarie Bank Ltd.	Agricultural Bk Euro Warrants Jan 2013 A	0.250	4.28 per unit	2013/01/31	150,000,000	2012/03/30
17719	Macquarie Bank Ltd.	ICBC European Warrants Dec 2012 A	0.150	6.28 per unit	2012/12/04	150,000,000	2012/03/30
17722	Macquarie Bank Ltd.	SHK Ppt European Put Wts Sep 2013 A	0.150	90 per 100 units	2013/09/27	250,000,000	2012/03/30
17720	Macquarie Bank Ltd.	Want Want China European Wts Apr 2014 A	0.250	8.880	2014/04/17	180,000,000	2012/03/30
17701	Merrill Lynch Int'l & Co. C.V.	Hutchison Eur Wt Aug 2012 A	0.315	88.880	2012/08/21	40,000,000	2012/03/30
17708	Standard Chartered Bank	China Mobile Eur Put Wt Nov 2012 A	0.250	72.770	2012/11/02	100,000,000	2012/03/30
17707	Standard Chartered Bank	HSBC European Put Wts Oct 2012 B	0.250	61.280	2012/10/05	100,000,000	2012/03/30
17743	Credit Suisse AG	Hutchison European Warrants Aug 2012 B	0.220	92.900	2012/08/31	100,000,000	2012/04/02
17744	Credit Suisse AG	Hutchison European Warrants Sep 2012 A	0.150	100.000	2012/09/28	100,000,000	2012/04/02
17731	Daiwa Capital Mkt	Agricultural Bank European Wts Oct 2012 A	0.360	3.18 per unit	2012/10/03	128,000,000	2012/04/02
17733	Daiwa Capital Mkt	BOCL European Put Warrants Oct 2012 C	0.250	2.78 per unit	2012/10/15	80,000,000	2012/04/02
17730	Daiwa Capital Mkt	CCB European Put Warrants Nov 2012 A	0.440	5.28 per unit	2012/11/16	80,000,000	2012/04/02
17745	Daiwa Capital Mkt	HSI European Warrants Aug 2012 E	0.210	20,000 per 8,000 units	2012/08/30	200,000,000	2012/04/02
17746	Daiwa Capital Mkt	HSI European Warrants Oct 2012 C	0.160	22,600 per 7,500 units	2012/10/30	200,000,000	2012/04/02
17747	Daiwa Capital Mkt	HSI European Warrants Dec 2012 B	0.170	21,800 per 8,000 units	2012/12/28	200,000,000	2012/04/02
17735	Daiwa Capital Mkt	HSI European Put Warrants Aug 2012 C	0.150	20,200 per 8,200 units	2012/08/30	200,000,000	2012/04/02
17736	Daiwa Capital Mkt	HSI European Put Warrants Aug 2012 D	0.170	21,000 per 10,000 units	2012/08/30	200,000,000	2012/04/02
17737	Daiwa Capital Mkt	HSI European Put Warrants Sep 2012 A	0.170	19,600 per 8,000 units	2012/09/27	200,000,000	2012/04/02
17738	Daiwa Capital Mkt	HSI European Put Warrants Oct 2012 A	0.250	21,400 per 10,000 units	2012/10/30	200,000,000	2012/04/02
17739	Daiwa Capital Mkt	HSI European Put Warrants Oct 2012 B	0.330	21,800 per 8,000 units	2012/10/30	200,000,000	2012/04/02
17740	Daiwa Capital Mkt	HSI European Put Warrants Nov 2012 A	0.250	19,800 per 7,000 units	2012/11/29	200,000,000	2012/04/02
17741	Daiwa Capital Mkt	HSI European Put Warrants Dec 2012 A	0.290	22,800 per 12,000 units	2012/12/28	200,000,000	2012/04/02
17742	Daiwa Capital Mkt	HSI European Put Warrants Mar 2013 A	0.180	18,300 per 8,000 units	2013/03/27	200,000,000	2012/04/02
17732	Daiwa Capital Mkt	ICBC European Put Warrants Oct 2012 B	0.250	3.98 per unit	2012/10/18	80,000,000	2012/04/02
17726	SGA Societe Generale Acceptance N.V.	BOCHK Eur Wt Dec 12 A	0.170	20.680	2012/12/03	200,000,000	2012/04/02
17727	SGA Societe Generale Acceptance N.V.	BOCL Eu Wt Nov 2012 A	0.160	3.48 per unit	2012/11/05	100,000,000	2012/04/02
17724	SGA Societe Generale Acceptance N.V.	Shenhua Eu Wt Oct 12 A	0.250	36.880	2012/10/03	100,000,000	2012/04/02
17723	SGA Societe Generale Acceptance N.V.	JIANG Eu Wts Oct 12 A	0.250	18.880	2012/10/03	100,000,000	2012/04/02
17725	SGA Societe Generale Acceptance N.V.	Ping An Eu Wt Oct 12 A	0.450	66.000	2012/10/03	100,000,000	2012/04/02
17729	UBS AG	Agricultural Bank European Warrants Aug 2012 A	0.150	3.69 per unit	2012/08/27	100,000,000	2012/04/02
17728	UBS AG	HSCEI European Put Warrants Dec 2012 A	0.250	10,000 per 5,000 units	2012/12/28	100,000,000	2012/04/02
17757	Daiwa Capital Mkt	Agricultural Bank European Wts Oct 2012 B	0.150	4 per unit	2012/10/08	128,000,000	2012/04/03
17756	Daiwa Capital Mkt	CCB European Warrants Sep 2012 D	0.320	6.28 per unit	2012/09/24	128,000,000	2012/04/03
17759	Daiwa Capital Mkt	CCB European Warrants Nov 2012 B	0.150	8 per unit	2012/11/21	128,000,000	2012/04/03
17763	Daiwa Capital Mkt	China Mobile European Wts Nov 2012 C	0.160	100.980	2012/11/15	168,000,000	2012/04/03
17764	Daiwa Capital Mkt	China Mobile European Put Wts Oct 2012 C	0.860	85.000	2012/10/05	80,000,000	2012/04/03
17761	Daiwa Capital Mkt	CNOOC European Warrants Nov 2013 A	0.180	20.200	2013/11/08	158,000,000	2012/04/03
17762	Daiwa Capital Mkt	CNOOC European Put Warrants Oct 2012 A	0.160	15.780	2012/10/15	98,000,000	2012/04/03
17766	Daiwa Capital Mkt	Sinopec Corp European Wts Oct 2012 A	0.360	9.68 per unit	2012/10/12	98,000,000	2012/04/03
17760	Daiwa Capital Mkt	PetroChina European Warrants Sep 2013 A	0.150	11.280	2013/09/02	158,000,000	2012/04/03
17767	Daiwa Capital Mkt	PetroChina European Put Wts Dec 2012 A	0.150	11.000	2012/12/18	98,000,000	2012/04/03
17755	Daiwa Capital Mkt	Tencent Holdings European Wts Dec 2012 C	0.180	248.98 per 100 units	2012/12/03	128,000,000	2012/04/03

Newly listed derivative warrants (continued)

Code	Issuer	Name of issue	Issue prices (HK\$)	Strike level/ Subscription price (HK\$) per 10 units	Subscription/ exercise period	Unit issued on initial listing	Listing date
17765	Daiwa Capital Mkt	Tencent Holdings Euro Put Wts Nov 2012 B	0.280	222 per 100 units	2012/11/01	108,000,000	2012/04/03
17749	Goldman Sachs SP (Asia)	CC Bank European Wts Oct 2012 A	0.263	6.60 per unit	2012/10/29	120,000,000	2012/04/03
17750	Goldman Sachs SP (Asia)	HSI European Warrants Aug 2012 C	0.150	21,600 per 6,200 units	2012/08/30	200,000,000	2012/04/03
17751	Goldman Sachs SP (Asia)	HSI European Put Wts Aug 2012 D	0.151	20,088 per 9,000 units	2012/08/30	200,000,000	2012/04/03
17753	Goldman Sachs SP (Asia)	HSI European Put Wts Sep 2012 A	0.167	19,518 per 8,000 units	2012/09/27	200,000,000	2012/04/03
17748	Goldman Sachs SP (Asia)	Tencent European Wt Oct 2012 B	0.166	239.88 per 100 units	2012/10/25	120,000,000	2012/04/03
17754	HK Bank	HSI European Warrants Dec 2012 C	0.150	21,900 per 8,000 units	2012/12/28	160,000,000	2012/04/03
17774	Macquarie Bank Ltd.	BOCL European Put Warrants Jan 2013 A	0.250	2.50 per unit	2013/01/03	150,000,000	2012/04/03
17770	Macquarie Bank Ltd.	Cheung Kong European Wts Jan 2014 A	0.150	108 per 100 units	2014/01/03	600,000,000	2012/04/03
17769	Macquarie Bank Ltd.	Hang Seng Bank European Wts Nov 2012 A	0.250	130.000	2012/11/02	200,000,000	2012/04/03
17768	Macquarie Bank Ltd.	Hutchison European Warrants Jan 2014 A	0.150	90 per 100 units	2014/01/03	700,000,000	2012/04/03
17771	Standard Chartered Bank	CTel European Warrants Dec 2012 A	0.250	5.28 per unit	2012/12/03	100,000,000	2012/04/03
17775	UBS AG	HSI European Warrants Sep 2012 D	0.150	22,100 per 6,800 units	2012/09/27	300,000,000	2012/04/03
17772	UBS AG	HSI European Put Warrants Sep 2012 C	0.220	21,200 per 8,000 units	2012/09/27	300,000,000	2012/04/03
17802	Daiwa Capital Mkt	HSBC European Put Warrants Oct 2012 B	0.260	60.880	2012/10/12	108,000,000	2012/04/05
17804	Daiwa Capital Mkt	HSBC European Put Warrants May 2013 A	0.220	86.98 per 100 units	2013/05/06	128,000,000	2012/04/05
17799	Daiwa Capital Mkt	HSCEI European Warrants Dec 2012 A	0.270	9,600 per 6,500 units	2012/12/28	100,000,000	2012/04/05
17800	Daiwa Capital Mkt	HSCEI European Warrants Dec 2012 B	0.250	11,200 per 4,100 units	2012/12/28	100,000,000	2012/04/05
17801	Daiwa Capital Mkt	HSCEI European Warrants Mar 2013 A	0.250	12,000 per 3,900 units	2013/03/27	100,000,000	2012/04/05
17798	Daiwa Capital Mkt	HSCEI European Put Warrants Aug 2012 A	0.200	10,800 per 5,000 units	2012/08/30	100,000,000	2012/04/05
17784	Daiwa Capital Mkt	HSI European Warrants Oct 2012 D	0.250	20,800 per 6,600 units	2012/10/30	200,000,000	2012/04/05
17785	Daiwa Capital Mkt	HSI European Warrants Oct 2012 E	0.250	19,600 per 8,600 units	2012/10/30	200,000,000	2012/04/05
17786	Daiwa Capital Mkt	HSI European Warrants Oct 2012 F	0.290	19,200 per 8,000 units	2012/10/30	200,000,000	2012/04/05
17787	Daiwa Capital Mkt	HSI European Warrants Oct 2012 G	0.280	18,400 per 10,000 units	2012/10/30	200,000,000	2012/04/05
17788	Daiwa Capital Mkt	HSI European Warrants Nov 2012 B	0.270	19,000 per 9,400 units	2012/11/29	200,000,000	2012/04/05
17803	Daiwa Capital Mkt	Ping An European Warrants Nov 2012 B	0.250	80.000	2012/11/23	108,000,000	2012/04/05
17776	Goldman Sachs SP (Asia)	Agri Bk European Wts Sep 2012 A	0.152	3.78 per unit	2012/09/12	120,000,000	2012/04/05
17777	Goldman Sachs SP (Asia)	CM Bank European Wts Nov 2012 A	0.150	16.880	2012/11/26	120,000,000	2012/04/05
17778	Goldman Sachs SP (Asia)	Hutchison European Wts Oct 2012 B	0.543	85.000	2012/10/25	120,000,000	2012/04/05
17779	Goldman Sachs SP (Asia)	Sino Land European Wts Apr 2013 A	0.152	15.900	2013/04/29	120,000,000	2012/04/05
17793	J P Morgan SP BV	ICBC European Warrants Oct 2012 A	0.250	5.50 per unit	2012/10/05	200,000,000	2012/04/05
17792	J P Morgan SP BV	JX Copper European Warrants Oct 2012 A	0.150	22.360	2012/10/30	100,000,000	2012/04/05
17794	Macquarie Bank Ltd.	CC Bank European Warrants Oct 2012 A	0.250	6.88 per unit	2012/10/05	200,000,000	2012/04/05
17795	Macquarie Bank Ltd.	Ch Southern Air Euro Wts Oct 2012 A	0.284	4.50 per unit	2012/10/05	80,000,000	2012/04/05
17791	Macquarie Bank Ltd.	Datang European Warrants Oct 2012 A	0.250	3.20 per unit	2012/10/05	100,000,000	2012/04/05
17789	Macquarie Bank Ltd.	Li & Fung European Warrants Feb 2013 A	0.250	22.500	2013/02/04	180,000,000	2012/04/05
17796	Macquarie Bank Ltd.	Sinopharm European Warrants Oct 2012 A	0.250	26.000	2012/10/05	180,000,000	2012/04/05
17790	Macquarie Bank Ltd.	ZTE European Warrants Jan 2013 A	0.250	25.000	2013/01/04	180,000,000	2012/04/05
17797	CC Rabobank B.A.	Gome European Warrants Oct 2012 A	0.250	1.85 per unit	2012/10/22	100,000,000	2012/04/05
17783	Standard Chartered Bank	A50 China Euro Warrants Sep 2012 A	0.255	13.90 per unit	2012/09/25	100,000,000	2012/04/05
17780	Standard Chartered Bank	Galaxy Ent European Wts Nov 2012 A	0.250	24.270	2012/11/01	100,000,000	2012/04/05
17782	Standard Chartered Bank	Sands China Euro Wts Nov 2012 A	0.250	40.280	2012/11/01	100,000,000	2012/04/05
17781	Standard Chartered Bank	Wynn Macau European Wts Nov 2012 A	0.250	28.280	2012/11/28	100,000,000	2012/04/05

Newly listed derivative warrants (continued)

Code	Issuer	Name of issue	Issue prices (HK\$)	Strike level/ Subscription price (HK\$) per 10 units	Subscription/ exercise period	Unit issued on initial listing	Listing date
17809	BOCI Asia Ltd.	BOC HK European Warrants Jan 2013 A	0.150	22.680	2013/01/24	100,000,000	2012/04/10
17821	Citigroup Global Mkt H Inc.	Agricultural Bk Eu Wt Oct 12 A	0.250	3.38 per unit	2012/10/10	100,000,000	2012/04/10
17820	Citigroup Global Mkt H Inc.	BOCL European Wts Oct 2012 A	0.190	3.188 per unit	2012/10/10	100,000,000	2012/04/10
17822	Citigroup Global Mkt H Inc.	China Coal Euro Wts Nov 2013 A	0.150	9.010	2013/11/13	100,000,000	2012/04/10
17818	Citigroup Global Mkt H Inc.	China Shenhua Eu Wt Sep 2012 A	0.150	36.888	2012/09/20	100,000,000	2012/04/10
17819	Citigroup Global Mkt H Inc.	Esprit European Wts Oct 2012 B	0.150	20.888	2012/10/09	100,000,000	2012/04/10
17815	Daiwa Capital Mkt	BOC HK European Put Warrants Dec 2012 C	0.290	22.280	2012/12/21	98,000,000	2012/04/10
17812	Daiwa Capital Mkt	Sinopec Corp European Wts Oct 2012 B	0.250	10.88 per unit	2012/10/31	108,000,000	2012/04/10
17811	Daiwa Capital Mkt	HSCEI European Put Warrants Dec 2012 C	0.250	11,400 per 7,500 units	2012/12/28	100,000,000	2012/04/10
17813	Daiwa Capital Mkt	Yanzhou Coal European Wts Oct 2012 A	0.150	18.880	2012/10/12	80,000,000	2012/04/10
17814	Daiwa Capital Mkt	Yanzhou Coal European Put Wts Dec 2012 A	0.340	17.580	2012/12/10	80,000,000	2012/04/10
17807	Goldman Sachs SP (Asia)	China Mobile Euro Wts Sep 2012 C	0.306	90.000	2012/09/24	200,000,000	2012/04/10
17806	Goldman Sachs SP (Asia)	HSBC European Warrants Oct 2012 A	0.260	78.880	2012/10/15	200,000,000	2012/04/10
17823	Macquarie Bank Ltd.	China Agri European Wts Oct 2012 A	0.250	7 per unit	2012/10/09	80,000,000	2012/04/10
17827	Macquarie Bank Ltd.	CNBM European Warrants Nov 2012 A	0.150	12.680	2012/11/09	180,000,000	2012/04/10
17826	Macquarie Bank Ltd.	Comba European Warrants Oct 2012 A	0.366	6 per unit	2012/10/09	80,000,000	2012/04/10
17825	Macquarie Bank Ltd.	CQRC Bank European Warrants Oct 2012 A	0.294	5.08 per unit	2012/10/09	80,000,000	2012/04/10
17824	Macquarie Bank Ltd.	China Res Gas European Wts Jun 2013 A	0.341	16.380	2013/06/03	150,000,000	2012/04/10
17828	Macquarie Bank Ltd.	Tracker Fund European Wts Dec 2012 A	0.150	22.200	2012/12/04	150,000,000	2012/04/10
17805	Merrill Lynch Int'l & Co. C.V.	HSI Euro Put Wts Sep 2012 G	0.175	19,600 per 8,000 units	2012/09/27	100,000,000	2012/04/10
17808	Standard Chartered Bank	Geely Auto European Wts May 2013 A	0.360	4.68 per unit	2013/05/06	100,000,000	2012/04/10
17816	UBS AG	ICBC European Warrants Aug 2012 C	0.208	5.29 per unit	2012/08/31	100,000,000	2012/04/10
17817	UBS AG	Tencent Holdings European Warrants Oct 2012 B	0.160	249.20 per 100 units	2012/10/24	100,000,000	2012/04/10
17876	Credit Suisse AG	Anhui Conch European Warrants Sep 2012 A	0.180	28.900	2012/09/28	70,000,000	2012/04/11
17877	Credit Suisse AG	Agricultural Bank European Wts Aug 2012 A	0.150	3.69 per unit	2012/08/31	100,000,000	2012/04/11
17862	Credit Suisse AG	Cheung Kong European Warrants Oct 2012 A	0.450	108.000	2012/10/31	70,000,000	2012/04/11
17863	Credit Suisse	Cheung Kong European Put Warrants Oct 2012 B	0.250	83.000	2012/10/31	70,000,000	2012/04/11
17879	Credit Suisse AG	China Life European Warrants Sep 2012 A	0.150	21.880	2012/09/28	100,000,000	2012/04/11
17871	Credit Suisse AG	Sinopec Corp European Warrants Aug 2012 A	0.300	9.30 per unit	2012/08/31	80,000,000	2012/04/11
17874	Credit Suisse AG	ChiUnicom European Warrants Sep 2012 A	0.150	13.000	2012/09/03	100,000,000	2012/04/11
17875	Credit Suisse AG	China Unicom European Put Wts Apr 2013 A	0.250	13.080	2013/04/30	100,000,000	2012/04/11
17872	Credit Suisse AG	HKEx European Warrants Jul 2012 A	0.150	121.90 per 100 units	2012/07/23	100,000,000	2012/04/11
17873	Credit Suisse AG	HKEx European Warrants Nov 2012 A	0.160	120.90 per 100 units	2012/11/30	100,000,000	2012/04/11
17867	Credit Suisse AG	HSBC European Wts Sep 2012 A	0.150	77.800	2012/09/28	100,000,000	2012/04/11
17868	Credit Suisse AG	HSBC European Wts Sep 2012 B	0.300	71.900	2012/09/24	100,000,000	2012/04/11
17861	Credit Suisse AG	HSI European Warrants Jul 2012 B	0.200	19,000 per 8,000 units	2012/07/30	400,000,000	2012/04/11
17859	Credit Suisse AG	HSI European Warrants Aug 2012 K	0.150	19,700 per 8,000 units	2012/08/30	400,000,000	2012/04/11
17860	Credit Suisse AG	HSI European Warrants Aug 2012 L	0.155	19,900 per 7,200 units	2012/08/30	400,000,000	2012/04/11
17869	Credit Suisse AG	Hutchison European Warrants Aug 2012 C	0.350	82.000	2012/08/20	120,000,000	2012/04/11
17870	Credit Suisse AG	Hutchison European Warrants Aug 2012 D	0.250	85.900	2012/08/20	120,000,000	2012/04/11
17878	Credit Suisse AG	ICBC European Warrants Sep 2012 A	0.150	5.60 per unit	2012/09/28	100,000,000	2012/04/11
17880	Credit Suisse AG	Ping An European Warrants Sep 2012 A	0.350	68.000	2012/09/28	100,000,000	2012/04/11
17865	Credit Suisse AG	SHK Ppt European Warrants Oct 2012 A	0.700	104.880	2012/10/31	70,000,000	2012/04/11

Newly listed derivative warrants (continued)

Code	Issuer	Name of issue	Issue prices (HK\$)	Strike level/ Subscription price (HK\$) per 10 units	Subscription/ exercise period	Unit issued on initial listing	Listing date
17864	Credit Suisse AG	SHK Ppt European Warrants Feb 2013 A	0.155	88 per 100 units	2013/02/28	70,000,000	2012/04/11
17866	Credit Suisse AG	SHK Ppt European Put Warrants Oct 2012 B	0.500	85.880	2012/10/31	70,000,000	2012/04/11
17857	Macquarie Bank Ltd.	Agricultural Bk Euro Put Wt Nov 2012 A	0.256	2.88 per unit	2012/11/02	100,000,000	2012/04/11
17854	Macquarie Bank Ltd.	Angang Steel European Wts Nov 2012 A	0.305	6.88 per unit	2012/11/02	80,000,000	2012/04/11
17831	Macquarie Bank Ltd.	Avichina European Warrants Nov 2012 A	0.252	4.88 per unit	2012/11/02	150,000,000	2012/04/11
17881	Macquarie Bank Ltd.	BJ Ent Water European Wts May 2013 A	0.256	2.80 per unit	2013/05/03	150,000,000	2012/04/11
17837	Macquarie Bank Ltd.	Ch LongYuan European Wts Nov 2012 A	0.436	8.28 per unit	2012/11/02	150,000,000	2012/04/11
17845	Macquarie Bank Ltd.	CRCC European Warrants Jan 2013 A	0.271	7 per unit	2013/01/03	80,000,000	2012/04/11
17882	Macquarie Bank Ltd.	Ch Ship Cont European Wts Dec 2012 A	0.323	3 per unit	2012/12/03	100,000,000	2012/04/11
17848	Macquarie Bank Ltd.	China Shenhua European Wts Oct 2012 A	0.154	38.880	2012/10/22	150,000,000	2012/04/11
17846	Macquarie Bank Ltd.	Chow Sang Sang European Wts Nov 2012 A	0.316	23.880	2012/11/02	200,000,000	2012/04/11
17836	Macquarie Bank Ltd.	Foxconn European Warrants Nov 2012 A	0.401	6.98 per unit	2012/11/02	80,000,000	2012/04/11
17858	Macquarie Bank Ltd.	A50 China European Put Wts Nov 2012 A	0.266	8 per unit	2012/11/02	150,000,000	2012/04/11
17884	Macquarie Bank Ltd.	Henganintl European Wts Nov 2012 A	0.435	88.880	2012/11/02	150,000,000	2012/04/11
17853	Macquarie Bank Ltd.	Huaneng Power European Wts Oct 2012 A	0.188	4.88 per unit	2012/10/04	100,000,000	2012/04/11
17838	Macquarie Bank Ltd.	Huaneng Power European Wts Dec 2012 A	0.251	5.50 per unit	2012/12/04	80,000,000	2012/04/11
17834	Macquarie Bank Ltd.	Hysan Dev European Warrants Nov 2012 A	0.252	38.000	2012/11/02	150,000,000	2012/04/11
17847	Macquarie Bank Ltd.	Lenovo European Warrants Oct 2014 A	0.250	8.000	2014/10/06	150,000,000	2012/04/11
17844	Macquarie Bank Ltd.	Luk Fook Hold European Wts Oct 2012 A	0.153	33.000	2012/10/04	80,000,000	2012/04/11
17883	Macquarie Bank Ltd.	Sh Electric European Wts Nov 2012 A	0.287	4.88 per unit	2012/11/02	80,000,000	2012/04/11
17833	Macquarie Bank Ltd.	Sh Ind H European Warrants Dec 2012 A	0.279	28.880	2012/12/04	150,000,000	2012/04/11
17856	Macquarie Bank Ltd.	Sh Ind H European Warrants Mar 2013 A	0.254	28.000	2013/03/04	150,000,000	2012/04/11
17832	Macquarie Bank Ltd.	Tingyi European Warrants Nov 2012 A	0.254	25.000	2012/11/02	150,000,000	2012/04/11
17835	Macquarie Bank Ltd.	Wharf European Warrants Nov 2012 A	0.254	50.000	2012/11/02	150,000,000	2012/04/11
17849	Macquarie Bank Ltd.	Yanzhou Coal European Wts Oct 2012 A	0.150	18.880	2012/10/15	150,000,000	2012/04/11
17852	Macquarie Bank Ltd.	Yanzhou Coal European Wts Feb 2013 A	0.155	20.000	2013/02/04	150,000,000	2012/04/11
17830	SGA Societe Generale Acceptance N.V.	CLife Eu Wt Oct 2012A	0.150	22.000	2012/10/03	300,000,000	2012/04/11
17839	SGA Societe Generale Acceptance N.V.	SHKP Eu Put Wt Oct13A	0.150	89.98 per 100 units	2013/10/02	200,000,000	2012/04/11
17829	SGA Societe Generale Acceptance N.V.	Tencent Eu Wt May 13 A	0.250	258.88 per 100 units	2013/05/06	200,000,000	2012/04/11
17842	UBS AG	Cheung Kong European Warrants Oct 2012 A	0.580	106.880	2012/10/15	100,000,000	2012/04/11
17843	UBS AG	SHK Ppt European Warrants Oct 2012 A	0.720	105.880	2012/10/15	100,000,000	2012/04/11
17906	BNP Paribas Arbit Issu B.V.	HSCEI European Wts Dec 2013 A	0.250	10,600 per 5,000 units	2013/12/30	100,000,000	2012/04/12
17905	BNP Paribas Arbit Issu B.V.	HSCEI Euro Put Wts Dec 2012 A	0.250	10,600 per 5,000 units	2012/12/28	100,000,000	2012/04/12
17898	BNP Paribas Arbit Issu B.V.	HSI European Wts Oct 2012 A	0.150	20,500 per 8,800 units	2012/10/30	200,000,000	2012/04/12
17904	BNP Paribas Arbit Issu B.V.	HSI Euro Put Wts Aug 2012 B	0.150	19,900 per 9,000 units	2012/08/30	200,000,000	2012/04/12
17895	BNP Paribas Arbit Issu B.V.	Hutchison Euro Put Wt Dec 12 A	0.380	63.880	2012/12/04	100,000,000	2012/04/12
17900	BNP Paribas Arbit Issu B.V.	PWR Assets Euro Wts Dec 2012 A	0.290	62.000	2012/12/04	54,000,000	2012/04/12
17903	BNP Paribas Arbit Issu B.V.	SHK Ppt Euro Wts Jan 2013 A	0.640	112.800	2013/01/03	100,000,000	2012/04/12
17897	BNP Paribas Arbit Issu B.V.	Sino Land Euro Wt Dec 2013 A	0.250	13.600	2013/12/03	100,000,000	2012/04/12
17899	BNP Paribas Arbit Issu B.V.	Swrie Pacific A Eu Wt Nov 12 A	0.450	99.000	2012/11/02	44,000,000	2012/04/12
17901	BNP Paribas Arbit Issu B.V.	Wharf European Wts Dec 2012 A	0.310	47.000	2012/12/04	80,000,000	2012/04/12
17893	Citigroup Global Mkt H Inc.	ChiUnicom Euro Wts Sep 2012 A	0.150	13.018	2012/09/03	100,000,000	2012/04/12
17894	Citigroup Global Mkt H Inc.	Hutchison Euro Wts Aug 2012 B	0.260	85.888	2012/08/20	100,000,000	2012/04/12

Newly listed derivative warrants (continued)

Code	Issuer	Name of issue	Issue prices (HK\$)	Strike level/ Subscription price (HK\$) per 10 units	Subscription/ exercise period	Unit issued on initial listing	Listing date
17892	Citigroup Global Mkt H Inc.	SHK Ppt Euro Wts Feb 2013 A	0.150	88.018 per 100 units	2013/02/21	100,000,000	2012/04/12
17890	HK Bank	BOCL European Warrants Sep 2012 A	0.150	3.28 per unit	2012/09/10	100,000,000	2012/04/12
17886	HK Bank	Sinopec Corp European Warrants Oct 2012 A	0.250	9.68 per unit	2012/10/12	100,000,000	2012/04/12
17887	HK Bank	China Tel European Warrants Sep 2012 A	0.150	5.09 per unit	2012/09/25	100,000,000	2012/04/12
17888	HK Bank	China Unicom European Warrants Feb 2014 A	0.250	15.000	2014/02/27	100,000,000	2012/04/12
17889	HK Bank	A50 China European Warrants Oct 2012 A	0.540	11.38 per unit	2012/10/12	100,000,000	2012/04/12
17885	HK Bank	SHK Ppt European Warrants Oct 2012 A	0.660	100.880	2012/10/12	100,000,000	2012/04/12
17896	UBS AG	HSBC European Warrants Sep 2012 A	0.300	71.930	2012/09/10	200,000,000	2012/04/12
14846*	UBS AG	SHK Ppt European Warrants Jan 2013	0.102	100 per 100 units	2013/01/28	200,000,000	2012/04/12
17927	BNP Paribas Arbit Issu B.V.	Anhui Conch Eu Put Wt Jan 13 A	0.370	21.800	2013/01/03	100,000,000	2012/04/13
17925	BNP Paribas Arbit Issu B.V.	CKI Holdings Eu Wts Jan 2013 A	0.390	55.000	2013/01/03	45,000,000	2012/04/13
17926	BNP Paribas Arbit Issu B.V.	Ch LongYuan Eu Wts Oct 2014 A	0.250	6.500	2014/10/06	100,000,000	2012/04/13
17924	BNP Paribas Arbit Issu B.V.	Ch Shenhua Euro Wts Apr 2013 A	0.320	36.000	2013/04/03	100,000,000	2012/04/13
17923	BNP Paribas Arbit Issu B.V.	Yanzhou Coal Eur Wt Apr 2013 A	0.280	17.500	2013/04/03	100,000,000	2012/04/13
17909	Merrill Lynch Int'l & Co. C.V.	AIA Euro Wts Sep 2012 A	0.295	26.500	2012/09/24	60,000,000	2012/04/13
17910	Merrill Lynch Int'l & Co. C.V.	AIA Euro Wts Dec 2012 A	0.150	32.880	2012/12/24	80,000,000	2012/04/13
17908	Merrill Lynch Int'l & Co. C.V.	China Life Eu Wt Oct 2012 B	0.178	20.880	2012/10/08	60,000,000	2012/04/13
17907	Merrill Lynch Int'l & Co. C.V.	A50 China Eur Wt Jul 2013 A	0.150	10.590	2013/07/29	80,000,000	2012/04/13
17912	Merrill Lynch Int'l & Co. C.V.	Hutchison Eur Wt Sep 2012 A	0.150	95.000	2012/09/20	80,000,000	2012/04/13
17911	Merrill Lynch Int'l & Co. C.V.	Hutchison Eur Wt Oct 2012 A	0.305	85.000	2012/10/22	60,000,000	2012/04/13
17921	Standard Chartered Bank	China Unicom Euro Wts May 2013 A	0.250	12.380	2013/05/30	100,000,000	2012/04/13
17920	Standard Chartered Bank	Geely Auto European Wts Dec 2012 A	0.250	3.68 per unit	2012/12/03	100,000,000	2012/04/13
17919	Standard Chartered Bank	Galaxy Ent European Wts Aug 2013 A	0.250	33.270	2013/08/02	100,000,000	2012/04/13
17916	Standard Chartered Bank	Hutchison Euro Euro Wts May 2013 A	0.250	54.88 per 100 units	2013/05/29	200,000,000	2012/04/13
17918	Standard Chartered Bank	SHK P European Warrants Dec 2012 A	0.250	128.280	2012/12/03	100,000,000	2012/04/13
17917	Standard Chartered Bank	SHK P European Warrants Feb 2013 A	0.150	88 per 100 units	2013/02/18	100,000,000	2012/04/13
17922	Standard Chartered Bank	SHK P European Put Wts Mar 2013 A	0.250	108.88 per 100 units	2013/03/18	100,000,000	2012/04/13
17914	SGA Societe Generale Acceptance N.V.	CP&CC Eu Wt Sep 12 A	0.420	9.01 per unit	2012/09/24	100,000,000	2012/04/13
17915	SGA Societe Generale Acceptance N.V.	CP&CC Eu Wt Nov 14 A	0.150	8.880	2014/11/24	500,000,000	2012/04/13
17913	SGA Societe Generale Acceptance N.V.	ICBC Eu Wt Sep 2012 A	0.230	5.28 per unit	2012/09/05	200,000,000	2012/04/13
17938	BNP Paribas Arbit Issu B.V.	AAC Acoustic Eu Wts Jan 2013 A	0.380	25.000	2013/01/03	55,000,000	2012/04/16
17939	BNP Paribas Arbit Issu B.V.	ASM Pacific Eu Wts Apr 2013 A	0.250	128 per 100 units	2013/04/03	100,000,000	2012/04/16
17936	BNP Paribas Arbit Issu B.V.	Foxconn Euro Wts Oct 2015 A	0.250	5.500	2015/10/05	100,000,000	2012/04/16
17937	BNP Paribas Arbit Issu B.V.	Jiangxi Copper Eu Wt Apr 2013A	0.300	20.000	2013/04/03	100,000,000	2012/04/16
17940	BNP Paribas Arbit Issu B.V.	OOIL European Wts Apr 2014 A	0.250	56 per 100 units	2014/04/02	100,000,000	2012/04/16
17935	Citigroup Global Mkt H Inc.	HSI European Wts Aug 2012 C	0.150	20,788 per 8,000 units	2012/08/30	200,000,000	2012/04/16
17934	J P Morgan SP BV	Cheung Kong European Warrants Dec 2012 B	0.387	118.880	2012/12/03	100,000,000	2012/04/16
17933	J P Morgan SP BV	HSBC European Warrants Oct 2012 A	0.295	75.000	2012/10/16	200,000,000	2012/04/16
17932	J P Morgan SP BV	HSBC European Warrants Dec 2012 A	0.250	80.000	2012/12/03	200,000,000	2012/04/16
17931	J P Morgan SP BV	Li & Fung European Warrants Dec 2012 A	0.250	20.180	2012/12/24	100,000,000	2012/04/16
17928	SGA Societe Generale Acceptance N.V.	AGBK Eu Wt Sep 2012 A	0.160	3.69 per unit	2012/09/03	200,000,000	2012/04/16
17930	SGA Societe Generale Acceptance N.V.	HSI Eur Wt Oct 2012 B	0.210	20,600 per 8,000 units	2012/10/30	300,000,000	2012/04/16
17929	SGA Societe Generale Acceptance N.V.	HSI Eu Put Wt Oct 12 A	0.240	21,400 per 10,000 units	2012/10/30	300,000,000	2012/04/16

Newly listed derivative warrants (continued)

Code	Issuer	Name of issue	Issue prices (HK\$)	Strike level/ Subscription price (HK\$) per 10 units	Subscription/ exercise period	Unit issued on initial listing	Listing date
17948	Merrill Lynch Int'l & Co. C.V.	CC Bank Euro Wts Oct 2012 B	0.250	6.69 per unit	2012/10/22	40,000,000	2012/04/17
17947	Merrill Lynch Int'l & Co. C.V.	CC Bank Eu Put Wt Oct 2012A	0.345	5.19 per unit	2012/10/31	40,000,000	2012/04/17
17946	Merrill Lynch Int'l & Co. C.V.	HSBC Euro Wts Aug 2012 B	0.162	75.010	2012/08/20	70,000,000	2012/04/17
17945	Merrill Lynch Int'l & Co. C.V.	Tencent Euro Wts Sep 2012 A	0.160	236.01 per 100 units	2012/09/24	70,000,000	2012/04/17
17944	Merrill Lynch Int'l & Co. C.V.	Tencent Euro Wts Oct 2012 B	0.185	249.01 per 100 units	2012/10/29	70,000,000	2012/04/17
17941	SGA Societe Generale Acceptance N.V.	Ch Mob Eu Wt Oct 12 B	0.200	90.000	2012/10/03	200,000,000	2012/04/17
17942	UBS AG	HSBC European Warrants Aug 2012 A	0.410	68.050	2012/08/30	200,000,000	2012/04/17
17943	UBS AG	HSBC European Warrants Aug 2012 B	0.190	75.050	2012/08/30	200,000,000	2012/04/17
17980	BNP Paribas Arbit Issu B.V.	Sinopec Corp Eu Wts Dec 2012 A	0.280	9.80 per unit	2012/12/04	100,000,000	2012/04/18
17978	BNP Paribas Arbit Issu B.V.	HKEx European Wts Aug 2013 A	0.160	133.90 per 100 units	2013/08/02	100,000,000	2012/04/18
17987	BNP Paribas Arbit Issu B.V.	HSBC European Wts Oct 2012 A	0.180	74.400	2012/10/03	100,000,000	2012/04/18
17986	BNP Paribas Arbit Issu B.V.	HSBC European Wts May 2013 A	0.180	82.900	2013/05/03	100,000,000	2012/04/18
17985	BNP Paribas Arbit Issu B.V.	Hutchison Euro Wts Nov 2012 A	0.180	90.050	2012/11/02	100,000,000	2012/04/18
17983	BNP Paribas Arbit Issu B.V.	KECL European Wts Dec 2013 A	0.250	15.880	2013/12/03	100,000,000	2012/04/18
17982	BNP Paribas Arbit Issu B.V.	Ch Rongsheng Eu Wt Dec 2012 A	0.300	2.10 per unit	2012/12/04	45,000,000	2012/04/18
17981	BNP Paribas Arbit Issu B.V.	Tencent Hldgs Eu Wt Nov 2012 A	0.170	249.10 per 100 units	2012/11/02	100,000,000	2012/04/18
17979	BNP Paribas Arbit Issu B.V.	Yanzhou Coal Eur Wt Sep 2013 A	0.250	18.500	2013/09/03	100,000,000	2012/04/18
17973	Credit Suisse AG	HSI European Put Warrants Sep 2012 A	0.160	19,550 per 8,000 units	2012/09/27	400,000,000	2012/04/18
17971	Citigroup Global Mkt H Inc.	Cheung Kong Euro Wt Jan 2013 A	0.150	88.888 per 100 units	2013/01/08	100,000,000	2012/04/18
17970	Citigroup Global Mkt H Inc.	China Life Euro Wts Jul 2012 A	0.150	20.018	2012/07/26	100,000,000	2012/04/18
17969	Citigroup Global Mkt H Inc.	Jiangxi Copper Eur Wt Aug 12 A	0.150	21.018	2012/08/29	100,000,000	2012/04/18
17972	Citigroup Global Mkt H Inc.	PICC P&C Euro Wts Feb 2013 A	0.150	10.30 per 10 units	2013/02/25	100,000,000	2012/04/18
17961	Goldman Sachs SP (Asia)	Agri Bk European Wts Dec 2012 A	0.252	3.66 per unit	2012/12/31	120,000,000	2012/04/18
17959	Goldman Sachs SP (Asia)	BankComm European Wts Oct 2012 A	0.322	6.28 per unit	2012/10/29	120,000,000	2012/04/18
17960	Goldman Sachs SP (Asia)	Sinopec Corp European Wts Nov 2012 A	0.256	9.78 per unit	2012/11/26	120,000,000	2012/04/18
17958	Goldman Sachs SP (Asia)	China Tel European Wts Oct 2012 A	0.251	4.50 per unit	2012/10/29	120,000,000	2012/04/18
17952	HK Bank	Sinopec Corp European Warrants Oct 2012 B	0.250	9.68 per unit	2012/10/18	60,000,000	2012/04/18
17953	HK Bank	SHK Ppt European Warrants Feb 2013 A	0.160	88 per 100 units	2013/02/18	100,000,000	2012/04/18
17957	J P Morgan SP BV	China Mob European Wts Oct 2012 A	0.250	88.880	2012/10/30	200,000,000	2012/04/18
17954	J P Morgan SP BV	HSI European Warrants Aug 2012 E	0.150	19,798 per 8,000 units	2012/08/30	300,000,000	2012/04/18
17956	J P Morgan SP BV	Hutchison European Warrants Oct 2012 B	0.320	80.000	2012/10/30	150,000,000	2012/04/18
17955	J P Morgan SP BV	Ping An European Warrants Nov 2012 A	0.250	68.880	2012/11/02	100,000,000	2012/04/18
17967	Standard Chartered Bank	HSI European Warrants Aug 2012 B	0.158	20,000 per 8,000 units	2012/08/30	200,000,000	2012/04/18
17968	Standard Chartered Bank	SPDR Gold Trust Euro Wt Dec 2012 A	0.860	1,288 per 100 units	2012/12/24	50,000,000	2012/04/18
17950	SGA Societe Generale Acceptance N.V.	CCB Eur Wt Sep 2012 A	0.260	6.25 per unit	2012/09/03	200,000,000	2012/04/18
17974	SGA Societe Generale Acceptance N.V.	HSI Eur Wt Aug 2012 E	0.150	20,000 per 8,000 units	2012/08/30	300,000,000	2012/04/18
17975	SGA Societe Generale Acceptance N.V.	HSI Eu Put Wt Sep 12 A	0.170	19,600 per 8,000 units	2012/09/27	300,000,000	2012/04/18
17949	SGA Societe Generale Acceptance N.V.	HWL Eur Wt Oct 2012 D	0.300	82.600	2012/10/03	200,000,000	2012/04/18
17962	SGA Societe Generale Acceptance NV	NewWorld Dev Eu Wt Oct12A	0.580	10.50 per unit	2012/10/22	50,000,000	2012/04/18
17951	SGA Societe Generale Acceptance N.V.	PICC P&C Eu Wt Feb13A	0.150	10.30 per 10 units	2013/02/27	120,000,000	2012/04/18
17966	UBS AG	CC Bank European Warrants Jul 2012 D	0.240	5.89 per unit	2012/07/23	200,000,000	2012/04/18
17965	UBS AG	CC Bank European Warrants Sep 2012 A	0.150	6.51 per unit	2012/09/10	200,000,000	2012/04/18
17977	UBS AG	CNOOC European Warrants Dec 2012 A	0.250	14.380	2012/12/28	200,000,000	2012/04/18

Newly listed derivative warrants (continued)

Code	Issuer	Name of issue	Issue prices (HK\$)	Strike level/ Subscription price (HK\$) per 10 units	Subscription/ exercise period	Unit issued on initial listing	Listing date
17976	UBS AG	Sinopec Corp European Warrants Oct 2012 A	0.210	9.69 per unit	2012/10/15	100,000,000	2012/04/18
17963	UBS AG	HSCEI European Warrants Dec 2012 B	0.150	11,200 per 4,100 units	2012/12/28	100,000,000	2012/04/18
17964	UBS AG	Hutchison European Warrants Sep 2012 B	0.560	73.930	2012/09/27	200,000,000	2012/04/18
17988	UBS AG	ICBC European Warrants Oct 2012 A	0.330	4.98 per unit	2012/10/22	100,000,000	2012/04/18
18011	BNP Paribas Arbit Issu B.V.	Agricultural Bank Eu Wt Feb13A	0.150	4.28 per unit	2013/02/04	100,000,000	2012/04/19
18016	BNP Paribas Arbit Issu B.V.	CC Bank Euro Wts Jan 2013 A	0.250	7.10 per unit	2013/01/03	200,000,000	2012/04/19
18015	BNP Paribas Arbit Issu B.V.	CNOOC European Wts Feb 2013 A	0.150	16.500	2013/02/07	100,000,000	2012/04/19
18010	BNP Paribas Arbit Issu B.V.	Chi Res Land Eu Wts Aug 2013A	0.280	16.200	2013/08/02	100,000,000	2012/04/19
18012	BNP Paribas Arbit Issu B.V.	Haier Elec Euro Wts May 2013 A	0.250	10.380	2013/05/03	100,000,000	2012/04/19
18009	BNP Paribas Arbit Issu B.V.	Kerry Ppt Euro Wts Nov 2012 A	0.250	42.000	2012/11/02	48,000,000	2012/04/19
18008	BNP Paribas Arbit Issu B.V.	Li & Fung Euro Wts Jul 2013 A	0.260	18.600	2013/07/03	100,000,000	2012/04/19
18017	BNP Paribas Arbit Issu B.V.	SJM Holdings Eu Wts Dec 2012 A	0.200	18.600	2012/12/04	100,000,000	2012/04/19
18014	BNP Paribas Arbit Issu B.V.	Yurun Food Euro Wts Nov 2012 A	0.160	12.700	2012/11/02	100,000,000	2012/04/19
18013	BNP Paribas Arbit Issu B.V.	Zoomlion Euro Wts Jul 2013 A	0.220	12.880	2013/07/02	100,000,000	2012/04/19
18018	Goldman Sachs SP (Asia)	PICC European Warrants Feb 2013 A	0.150	10.30 per 10 units	2013/02/25	120,000,000	2012/04/19
18005	J P Morgan SP BV	Anhui Conch European Warrants Jun 2013 A	0.302	30.000	2013/06/03	100,000,000	2012/04/19
18004	J P Morgan SP BV	China Coal European Warrants Nov 2013 A	0.150	9.000	2013/11/13	100,000,000	2012/04/19
17996	J P Morgan SP BV	Ch Overseas European Warrants Feb 2013 A	0.250	18.000	2013/02/27	150,000,000	2012/04/19
17995	J P Morgan SP BV	Sands China European Warrants Dec 2012 A	0.251	38.000	2012/12/10	100,000,000	2012/04/19
17993	J P Morgan SP BV	Zijin Mining European Warrants Dec 2012 A	0.250	3.38 per unit	2012/12/28	80,000,000	2012/04/19
18000	CC Rabobank B.A.	Galaxy Ent European Warrants Sep 2012 A	0.220	25.050	2012/09/27	100,000,000	2012/04/19
18003	CC Rabobank B.A.	Gome European Warrants Oct 2012 B	0.250	1.60 per unit	2012/10/22	100,000,000	2012/04/19
17999	CC Rabobank B.A.	Lenovo European Warrants Oct 2012 A	0.700	8.08 per unit	2012/10/22	100,000,000	2012/04/19
18002	CC Rabobank B.A.	Lenovo European Put Warrants Jan 2013 A	0.970	6.60 per unit	2013/01/14	100,000,000	2012/04/19
18001	CC Rabobank B.A.	PICC P&C European Warrants Oct 2012 A	0.170	9.42 per 10 units	2012/10/11	100,000,000	2012/04/19
17989	SGA Societe Generale Acceptance N.V.	BOCL Eu Wt Oct 2012 A	0.180	3.18 per unit	2012/10/03	100,000,000	2012/04/19
17990	SGA Societe Generale Acceptance N.V.	CNOOC Eu Put Wt Oct12A	0.180	15.000	2012/10/29	300,000,000	2012/04/19
17998	SGA Societe Generale Acceptance N.V.	HSBC Eu Wt Sep 2012 A	0.210	71.880	2012/09/12	200,000,000	2012/04/19
18006	UBS AG	BOCL European Warrants Sep 2012 B	0.182	3.19 per unit	2012/09/24	100,000,000	2012/04/19
18007	UBS AG	Jiangxi Copper European Warrants Sep 2012 A	0.162	19.370	2012/09/24	100,000,000	2012/04/19
18042	Citigroup Global Mkt H Inc.	BOC HK European Wts Jul 2013 A	0.250	23.888	2013/07/02	100,000,000	2012/04/20
18040	Citigroup Global Mkt H Inc.	Sinopec Corp Eu Wts Oct 2012 A	0.350	9.28 per unit	2012/10/22	100,000,000	2012/04/20
18039	Citigroup Global Mkt H Inc.	HS Bank Euro Wts Sep 2013 A	0.150	99.99 per 100 units	2013/09/12	100,000,000	2012/04/20
18041	Citigroup Global Mkt H Inc.	Ping An Euro Wts Oct 2012 A	0.280	72.880	2012/10/22	100,000,000	2012/04/20
18036	Goldman Sachs SP (Asia)	CITIC Bank European Wts Nov 2012 A	0.252	5.60 per unit	2012/11/26	120,000,000	2012/04/20
18032	Goldman Sachs SP (Asia)	Cheung Kong Euro Wts Oct 2012 A	0.326	110.000	2012/10/22	120,000,000	2012/04/20
18035	Goldman Sachs SP (Asia)	China Mobile Euro Wts Nov 2012 A	0.257	95.000	2012/11/19	120,000,000	2012/04/20
18033	Goldman Sachs SP (Asia)	Galaxy Ent Euro Wts Nov 2012 A	0.268	26.880	2012/11/28	120,000,000	2012/04/20
18034	Goldman Sachs SP (Asia)	JIANC European Warrants Sep 2012 A	0.178	19.358	2012/09/17	120,000,000	2012/04/20
18021	HK Bank	HSI European Put Warrants Sep 2013 A	0.250	18,000 per 8,000 units	2013/09/27	250,000,000	2012/04/20
18022	HK Bank	HSI European Put Warrants Sep 2015 A	0.250	15,000 per 8,000 units	2015/09/29	250,000,000	2012/04/20
18024	J P Morgan SP BV	BEA European Warrants Dec 2012 A	0.250	32.880	2012/12/28	60,000,000	2012/04/20
18030	J P Morgan SP BV	Minsheng Bank European Wts Dec 2012 A	0.250	9 per unit	2012/12/03	100,000,000	2012/04/20

Newly listed derivative warrants (continued)

Code	Issuer	Name of issue	Issue prices (HK\$)	Strike level/ Subscription price (HK\$) per 10 units	Subscription/ exercise period	Unit issued on initial listing	Listing date
18029	J P Morgan SP BV	CNBM European Warrants Jun 2013 A	0.250	12.000	2013/06/10	200,000,000	2012/04/20
18028	J P Morgan SP BV	CPIC European Warrants Dec 2012 A	0.250	26.880	2012/12/28	150,000,000	2012/04/20
18031	J P Morgan SP BV	China Shenhua European Wts Dec 2012 A	0.250	37.000	2012/12/24	200,000,000	2012/04/20
18027	J P Morgan SP BV	Esprit European Wts Dec 2012 A	0.250	19.000	2012/12/28	100,000,000	2012/04/20
18026	J P Morgan Int'l Der. Ltd.	HSCEI European Wts Dec 2012 B	0.155	11,200 per 4,100 units	2012/12/28	300,000,000	2012/04/20
18025	J P Morgan SP BV	HSCEI European Put Warrants Dec 2012 A	0.250	10,400 per 5,000 units	2012/12/28	300,000,000	2012/04/20
18023	J P Morgan SP BV	HSI European Put Warrants Dec 2012 A	0.150	19,000 per 12,000 units	2012/12/28	300,000,000	2012/04/20
18019	SGA Societe Generale Acceptance N.V.	A50 Ch Eu Wt Oct 12 A	0.190	14.19 per unit	2012/10/15	60,000,000	2012/04/20
18020	SGA Societe Generale Acceptance N.V.	A50 Ch Eu Wt Jun 13 A	0.220	9.610	2013/06/10	500,000,000	2012/04/20
18038	UBS AG	BOC HK European Warrants Jan 2013 A	0.180	22.730	2013/01/21	100,000,000	2012/04/20
18037	UBS AG	HSI European Put Warrants Nov 2012 A	0.250	19,200 per 7,000 units	2012/11/29	300,000,000	2012/04/20
18048	Goldman Sachs SP (Asia)	BOC HK European Wts Oct 2013 A	0.254	24.000	2013/10/28	120,000,000	2012/04/23
18047	Goldman Sachs SP (Asia)	China Life Euro Wts Dec 2012 A	0.251	20.500	2012/12/03	120,000,000	2012/04/23
18046	Goldman Sachs SP (Asia)	China Mobile Euro Wts Nov 2012 B	0.368	88.880	2012/11/12	120,000,000	2012/04/23
18043	Goldman Sachs SP (Asia)	HSBC European Warrants Oct 2012 B	0.423	70.000	2012/10/30	120,000,000	2012/04/23
18044	Goldman Sachs SP (Asia)	Hutchison European Wts Nov 2012 A	0.439	80.000	2012/11/05	120,000,000	2012/04/23
18050	HK Bank	BOCL European Warrants Oct 2012 A	0.190	3.48 per unit	2012/10/30	120,000,000	2012/04/23
18051	HK Bank	China Life European Warrants Oct 2012 A	0.190	20.880	2012/10/08	120,000,000	2012/04/23
18049	HK Bank	China Mobile European Warrants Jul 2012 A	0.240	87.000	2012/07/27	160,000,000	2012/04/23
18053	HK Bank	Tencent European Warrants Oct 2012 A	0.180	240.10 per 100 units	2012/10/30	150,000,000	2012/04/23
18054	HK Bank	Tencent European Put Warrants Oct 2012 B	0.250	222 per 100 units	2012/10/24	150,000,000	2012/04/23
18060	J P Morgan SP BV	BOC HK European Warrants Jul 2013 A	0.155	23.880	2013/07/30	150,000,000	2012/04/23
18067	J P Morgan SP BV	CNOOC European Warrants Feb 2013 A	0.150	16.500	2013/02/07	200,000,000	2012/04/23
18059	J P Morgan SP BV	Evergrande European Warrants Dec 2012 A	0.280	5.88 per unit	2012/12/28	80,000,000	2012/04/23
18062	J P Morgan SP BV	GCL-Poly European Warrants Jan 2013 A	0.252	2.80 per unit	2013/01/03	100,000,000	2012/04/23
18058	J P Morgan SP BV	Gome European Warrants Feb 2013 A	0.250	2 per unit	2013/02/27	100,000,000	2012/04/23
18066	J P Morgan SP BV	KECL European Warrants Aug 2013 A	0.250	15.000	2013/08/30	100,000,000	2012/04/23
18065	J P Morgan SP BV	Prada European Warrants Sep 2015 A	0.250	62.88 per 100 units	2015/09/29	300,000,000	2012/04/23
18057	J P Morgan SP BV	Wynn Macau European Warrants Dec 2012 A	0.340	25.000	2012/12/28	100,000,000	2012/04/23
18055	Macquarie Bank Ltd.	ASM Pacific European Wts Mar 2013 A	0.250	128.80 per 100 units	2013/03/26	200,000,000	2012/04/23
18063	Macquarie Bank Ltd.	China Mobile Euro Put Wts Dec 2012 A	0.250	70.000	2012/12/04	150,000,000	2012/04/23
18056	Macquarie Bank Ltd.	OOIL European Warrants Mar 2014 A	0.250	60 per 100 units	2014/03/26	200,000,000	2012/04/23
18061	SGA Societe Generale Acceptance N.V.	CCB Eur Wt Sep 2012 B	0.160	6.89 per unit	2012/09/03	200,000,000	2012/04/23
18064	UBS AG	China Shenhua European Warrants Sep 2012 A	0.150	36.930	2012/09/24	100,000,000	2012/04/23
18083	BNP Paribas Arbit Issu B.V.	Angang Steel Eur Wt Dec 2012 A	0.550	6.90 per unit	2012/12/04	25,000,000	2012/04/24
18086	BNP Paribas Arbit Issu B.V.	Galaxy Ent Euro Wts Jan 2013 A	0.340	26.000	2013/01/03	100,000,000	2012/04/24
18085	BNP Paribas Arbit Issu B.V.	Hang Lung Ppt Eu Wt Jan 2013 A	0.270	33.800	2013/01/03	99,000,000	2012/04/24
18084	BNP Paribas Arbit Issu B.V.	Tsingtao Brew Eu Wt Dec 2012 A	0.600	52.000	2012/12/04	22,000,000	2012/04/24
18076	Credit Suisse AG	AIA European Warrants Sep 2012 A	0.150	27.900	2012/09/28	70,000,000	2012/04/24
18075	Credit Suisse AG	BYD European Warrants Aug 2012 A	0.200	25.900	2012/08/06	70,000,000	2012/04/24
18078	Credit Suisse AG	A50 China European Warrants Dec 2012 A	0.150	9.890	2012/12/24	100,000,000	2012/04/24
18080	Credit Suisse AG	HKEx European Warrants Jul 2013 A	0.150	133.90 per 100 units	2013/07/31	100,000,000	2012/04/24
18077	Credit Suisse AG	Hutchison European Warrants Jul 2012 B	0.330	76.900	2012/07/30	100,000,000	2012/04/24

Newly listed derivative warrants (continued)

Code	Issuer	Name of issue	Issue prices (HK\$)	Strike level/ Subscription price (HK\$) per 10 units	Subscription/ exercise period	Unit issued on initial listing	Listing date
18074	Credit Suisse AG	PetroChina European Warrants Aug 2013 A	0.150	11.300	2013/08/30	70,000,000	2012/04/24
18073	Credit Suisse AG	Tencent Holdings Euro Put Wts Sep 2012 B	0.150	210 per 100 units	2012/09/28	70,000,000	2012/04/24
18072	Credit Suisse AG	Wharf European Warrants Nov 2012 A	0.400	42.900	2012/11/26	70,000,000	2012/04/24
18091	Citigroup Global Mkt H Inc.	CNBM Euro Warrants Nov 2012 A	0.150	11.018	2012/11/27	100,000,000	2012/04/24
18090	Citigroup Global Mkt H Inc.	China Tel Euro Wts Nov 2012 A	0.250	4.68 per unit	2012/11/26	100,000,000	2012/04/24
18087	Citigroup Global Mkt H Inc.	Luk Fook Hold Eu Wt Jan 2013 A	0.250	26.880	2013/01/14	100,000,000	2012/04/24
18088	Citigroup Global Mkt H Inc.	Tencent Euro Put Wt Oct 2012 B	0.180	217.80 per 100 units	2012/10/10	100,000,000	2012/04/24
18089	Citigroup Global Mkt H Inc.	Yanzhou Coal Eur Wts Oct 2012 A	0.150	18.688	2012/10/08	100,000,000	2012/04/24
18068	Goldman Sachs SP (Asia)	CNOOC European Warrants Jun 2013 A	0.152	18.000	2013/06/10	120,000,000	2012/04/24
18071	Standard Chartered Bank	BOCL European Warrants Jun 2013 A	0.250	3.88 per unit	2013/06/04	100,000,000	2012/04/24
18070	Standard Chartered Bank	Evergrande European Wts Dec 2013 A	0.880	6.66 per unit	2013/12/02	50,000,000	2012/04/24
18069	Standard Chartered Bank	Evergrande European Wts May 2015 A	0.250	3.330	2015/05/28	100,000,000	2012/04/24
18081	UBS AG	Sinopec Corp European Warrants Oct 2012 B	0.470	8.38 per unit	2012/10/24	100,000,000	2012/04/24
18082	UBS AG	Hutchison European Warrants Oct 2012 B	0.380	80.000	2012/10/30	200,000,000	2012/04/24
16580 *	Merrill Lynch Int'l & Co. C.V.	HSI Euro Put Wts Jul 2012	0.052	19,800 per 13,000 units	2012/07/30	200,000,000	2012/04/24
18117	Credit Suisse AG	CC Bank European Warrants Aug 2012 A	0.280	6 per unit	2012/08/27	100,000,000	2012/04/25
18115	Credit Suisse AG	CC Bank European Warrants Sep 2012 A	0.150	6.51 per unit	2012/09/10	100,000,000	2012/04/25
18114	Credit Suisse	SPDR Gold Trust European Warrants Oct 2012 A	0.400	1,468 per 100 units	2012/10/31	70,000,000	2012/04/25
18116	Credit Suisse AG	Tencent Holdings Euro Put Wts Oct 2012 C	0.180	222 per 100 units	2012/10/31	100,000,000	2012/04/25
18103	Goldman Sachs SP (Asia)	CC Bank European Wts Nov 2012 A	0.361	6.18 per unit	2012/11/26	120,000,000	2012/04/25
18104	Goldman Sachs SP (Asia)	CC Bank European Wts Dec 2012 A	0.251	7 per unit	2012/12/03	120,000,000	2012/04/25
18101	Goldman Sachs SP (Asia)	HSBC European Put Wts Jan 2013 A	0.790	67.800	2013/01/21	120,000,000	2012/04/25
18102	Goldman Sachs SP (Asia)	Hutchison Euro Put Wts Nov 2012 B	0.539	70.000	2012/11/19	120,000,000	2012/04/25
18100	Goldman Sachs SP (Asia)	Tencent European Put Wt Nov 2012 A	0.368	248.80 per 100 units	2012/11/19	120,000,000	2012/04/25
18106	Macquarie Bank Ltd.	CNOOC European Put Warrants Nov 2012 A	0.156	15.000	2012/11/02	200,000,000	2012/04/25
18105	Macquarie Bank Ltd.	PICC P&C European Warrants Apr 2013 A	0.150	11.000	2013/04/16	200,000,000	2012/04/25
18118	Macquarie Bank Ltd.	Tencent European Warrants Jan 2013 A	0.252	260 per 100 units	2013/01/03	250,000,000	2012/04/25
18112	Macquarie Bank Ltd.	Tencent European Put Wts Nov 2012 B	0.250	225 per 100 units	2012/11/02	250,000,000	2012/04/25
18096	CC Rabobank B.A.	CM Bank European Warrants Feb 2013 A	0.170	18.900	2013/02/15	90,000,000	2012/04/25
18097	CC Rabobank B.A.	Dongfeng Motor European Wts Mar 2013 A	0.250	16.300	2013/03/25	100,000,000	2012/04/25
18095	CC Rabobank B.A.	Geely Auto European Warrants Nov 2012 A	0.370	3.69 per unit	2012/11/27	80,000,000	2012/04/25
18098	CC Rabobank B.A.	Hang Lung Ppt European Wts Dec 2012 A	0.250	31.000	2012/12/17	70,000,000	2012/04/25
18099	CC Rabobank B.A.	Want Want China European Wts Dec 2012 A	0.700	10 per unit	2012/12/19	100,000,000	2012/04/25
18111	Standard Chartered Bank	CC Bank European Wts Oct 2012 A	0.230	6.70 per unit	2012/10/15	100,000,000	2012/04/25
18110	Standard Chartered Bank	China Overseas Euro Wt Mar 2013 A	0.250	18.000	2013/03/04	100,000,000	2012/04/25
18113	Standard Chartered Bank	HSI European Put Wts Aug 2012 C	0.151	20,000 per 9,000 units	2012/08/30	200,000,000	2012/04/25
18107	Standard Chartered Bank	Hutchison Euro Euro Wts Nov 2012 B	0.250	84.880	2012/11/06	100,000,000	2012/04/25
18109	Standard Chartered Bank	KECL European Warrants Jan 2013 A	0.170	13.300	2013/01/07	100,000,000	2012/04/25
18108	Standard Chartered Bank	KECL European Warrants Mar 2013 A	0.250	12.380	2013/03/08	100,000,000	2012/04/25
18093	SGA Societe Generale Acceptance N.V.	HKEx Eu Wt Feb 2013 A	0.150	130 per 100 units	2013/02/18	200,000,000	2012/04/25
18092	SGA Societe Generale Acceptance N.V.	HKEx Eu Wt Jul 2013 A	0.170	133.88 per 100 units	2013/07/29	200,000,000	2012/04/25
18119	UBS AG	HSI European Put Warrants Aug 2012 H	0.150	19,900 per 9,000 units	2012/08/30	300,000,000	2012/04/25
18121	UBS AG	Tencent Holdings European Warrants Jan 2013 A	0.250	268.88 per 100 units	2013/01/14	100,000,000	2012/04/25

Newly listed derivative warrants (continued)

Code	Issuer	Name of issue	Issue prices (HK\$)	Strike level/ Subscription price (HK\$) per 10 units	Subscription/ exercise period	Unit issued on initial listing	Listing date
18120	UBS AG	Tencent Holdings European Put Warrants Oct 2012 C	0.300	240 per 100 units	2012/10/25	100,000,000	2012/04/25
18129	BOCI Asia Ltd.	CC Bank European Warrants Oct 2012 A	0.160	6.88 per unit	2012/10/05	100,000,000	2012/04/26
18133	BOCI Asia Ltd.	China Life European Warrants Oct 2012 A	0.150	22.000	2012/10/10	100,000,000	2012/04/26
18134	BOCI Asia Ltd.	HKEx European Put Warrants Mar 2013 A	0.170	125.10 per 100 units	2013/03/18	100,000,000	2012/04/26
18130	BOCI Asia Ltd.	SHK Ppt European Warrants Feb 2013 A	0.150	88 per 100 units	2013/02/25	100,000,000	2012/04/26
18128	BOCI Asia Ltd.	Tencent Holdings European Put Wts Nov 2012 A	0.200	222 per 100 units	2012/11/01	100,000,000	2012/04/26
18153	BNP Paribas Arbit Issu B.V.	Air China Euro Wts Jan 2013 A	0.470	6 per unit	2013/01/03	25,000,000	2012/04/26
18143	BNP Paribas Arbit Issu B.V.	Brilliance Chi Eur Wt Sep 13 A	0.250	9.300	2013/09/03	100,000,000	2012/04/26
18148	BNP Paribas Arbit Issu B.V.	CITIC Bank Euro Wts Feb 2013 A	0.400	5.50 per unit	2013/02/04	56,000,000	2012/04/26
18157	BNP Paribas Arbit Issu B.V.	Ch Railway Euro Wts Dec 2012 A	0.340	3.40 per unit	2012/12/04	45,000,000	2012/04/26
18150	BNP Paribas Arbit Issu B.V.	China Taiping Eu Wt Feb 2013 A	0.260	17.900	2013/02/04	45,000,000	2012/04/26
18149	BNP Paribas Arbit Issu B.V.	Datang Power Eu Wts Oct 2013 A	0.460	3.20 per unit	2013/10/03	26,000,000	2012/04/26
18146	BNP Paribas Arbit Issu B.V.	Dongfang Elec Eu Wt Feb 2013 A	0.310	21.200	2013/02/04	70,000,000	2012/04/26
18142	BNP Paribas Arbit Issu B.V.	Greatwall Motor Eu Wt Feb 13A	0.300	17.300	2013/02/04	100,000,000	2012/04/26
18151	BNP Paribas Arbit Issu B.V.	Huaneng Euro Wts Feb 2013 A	0.380	4.90 per unit	2013/02/04	35,000,000	2012/04/26
18154	BNP Paribas Arbit Issu B.V.	Lenovo European Wts Nov 2012 A	0.610	8.90 per unit	2012/11/02	52,000,000	2012/04/26
18156	BNP Paribas Arbit Issu B.V.	Ping An Eu Put Wts Nov 2012 A	0.490	58.000	2012/11/02	100,000,000	2012/04/26
18147	BNP Paribas Arbit Issu B.V.	Weigao Group Eu Wts Dec 2013 A	0.270	9.200	2013/12/03	92,000,000	2012/04/26
18144	BNP Paribas Arbit Issu B.V.	Sinopharm Euro Wts Feb 2013 A	0.320	24.600	2013/02/04	53,000,000	2012/04/26
18155	BNP Paribas Arbit Issu B.V.	Want Want Ch Eu Wts Feb 2015 A	0.260	8.900	2015/02/03	100,000,000	2012/04/26
18152	BNP Paribas Arbit Issu B.V.	ZTE European Wts Feb 2013 A	0.250	22.200	2013/02/04	100,000,000	2012/04/26
18135	Credit Suisse AG	Sands China European Warrants Aug 2012 A	0.300	36.900	2012/08/31	50,000,000	2012/04/26
18140	Citigroup Global Mkt H Inc.	CPIC European Wts Oct 2012 A	0.150	30.980	2012/10/09	100,000,000	2012/04/26
18141	Citigroup Global Mkt H Inc.	Evergrande Euro Wts Nov 2012 A	0.400	5.08 per unit	2012/11/27	100,000,000	2012/04/26
18139	Citigroup Global Mkt H Inc.	HKEx Euro Put Wts Mar 2013 A	0.150	125.08 per 100 units	2013/03/18	100,000,000	2012/04/26
18137	Citigroup Global Mkt H Inc.	SJM Holdings Eu Wt Jan 2013 A	0.250	20.880	2013/01/14	100,000,000	2012/04/26
18138	Citigroup Global Mkt H Inc.	Tencent European Wts Jan 2013 A	0.250	268.88 per 100 units	2013/01/14	100,000,000	2012/04/26
18126	Goldman Sachs SP (Asia)	A50 China European Wts Jul 2013 A	0.186	10.600	2013/07/25	120,000,000	2012/04/26
18132	Standard Chartered Bank	ICBC European Warrants Jun 2013 A	0.350	6 per unit	2013/06/03	100,000,000	2012/04/26
18131	Standard Chartered Bank	Tencent Hldg Euro Wts Jan 2013 A	0.250	250.88 per 100 units	2013/01/04	100,000,000	2012/04/26
18127	SGA Societe Generale Acceptance N.V.	BOCHK Eu Wt Dec 2012B	0.150	25.000	2012/12/10	200,000,000	2012/04/26
18125	SGA Societe Generale Acceptance N.V.	CNOOC Eu Wt Feb 2013A	0.180	16.500	2013/02/13	300,000,000	2012/04/26
18124	SGA Societe Generale Acceptance N.V.	CNOOC Eu Wt Nov 2013A	0.160	20.200	2013/11/11	300,000,000	2012/04/26
18123	SGA Societe Generale Acceptance N.V.	Tencent Eu Wt Oct 12 D	0.210	249 per 100 units	2012/10/24	300,000,000	2012/04/26
18122	SGA Societe Generale Acceptance N.V.	Tencent Eu Wt Mar 13 A	0.250	278.88 per 100 units	2013/03/11	300,000,000	2012/04/26
18136	UBS AG	AIA European Warrants Sep 2012 B	0.180	27.930	2012/09/28	200,000,000	2012/04/26
18165	BOCI Asia Ltd.	AIA European Warrants Nov 2012 A	0.250	28.500	2012/11/26	100,000,000	2012/04/27
18167	BOCI Asia Ltd.	Sinopec Corp European Warrants Dec 2012 A	0.270	9.88 per unit	2012/12/04	100,000,000	2012/04/27
18166	BOCI Asia Ltd.	HKEx European Warrants Aug 2013 A	0.170	133.88 per 100 units	2013/08/01	100,000,000	2012/04/27
18164	BOCI Asia Ltd.	HSI European Warrants Jun 2013 A	0.180	21,800 per 8,000 units	2013/06/27	100,000,000	2012/04/27
18182	Citigroup Global Mkt H Inc.	BYD European Wts Oct 2012 A	0.250	26.880	2012/10/29	80,000,000	2012/04/27
18179	Citigroup Global Mkt H Inc.	China Mobile Eur Wt Oct 2012 A	0.250	95.880	2012/10/29	100,000,000	2012/04/27
18180	Citigroup Global Mkt H Inc.	A50 China Eu Put Wt Nov 2012 A	0.150	11.988	2012/11/26	100,000,000	2012/04/27

Newly listed derivative warrants (continued)

Code	Issuer	Name of issue	Issue prices (HK\$)	Strike level/ Subscription price (HK\$) per 10 units	Subscription/ exercise period	Unit issued on initial listing	Listing date
18181	Citigroup Global Mkt H Inc.	HSBC European Wts Sep 2012 B	0.230	74.388	2012/09/17	100,000,000	2012/04/27
18178	Citigroup Global Mkt H Inc.	Yurun Food Euro Wts Oct 2012 A	0.150	12.688	2012/10/29	100,000,000	2012/04/27
18177	HK Bank	Sinopec Corp European Warrants Nov 2014 A	0.150	8.880	2014/11/21	120,000,000	2012/04/27
18176	HK Bank	Tencent European Warrants Dec 2012 A	0.250	262 per 100 units	2012/12/12	100,000,000	2012/04/27
18175	HK Bank	Tencent European Put Warrants Oct 2012 C	0.250	238 per 100 units	2012/10/30	100,000,000	2012/04/27
18168	Macquarie Bank Ltd.	Evergrande European Wts Aug 2012 A	0.176	5.20 per unit	2012/08/20	100,000,000	2012/04/27
18170	Macquarie Bank Ltd.	HKEx European Warrants Feb 2013 A	0.150	130 per 100 units	2013/02/18	250,000,000	2012/04/27
18169	Macquarie Bank Ltd.	HKEx European Warrants Aug 2013 A	0.156	133.88 per 100 units	2013/08/02	250,000,000	2012/04/27
18174	CC Rabobank B.A.	A50 China European Warrants Nov 2012 A	0.360	13 per unit	2012/11/19	150,000,000	2012/04/27
18158	CC Rabobank B.A.	Ping An European Put Warrants Nov 2012 A	0.550	60.000	2012/11/19	100,000,000	2012/04/27
18161	CC Rabobank B.A.	Tencent Holdings European Wts Oct 2012 A	0.220	240.20 per 100 units	2012/10/26	150,000,000	2012/04/27
18159	CC Rabobank B.A.	Tencent Holdings European Wts Jan 2013 A	0.250	260 per 100 units	2013/01/21	150,000,000	2012/04/27
18163	CC Rabobank B.A.	Tencent Holdings Euro Put Wt Sep 2012 A	0.150	217.80 per 100 units	2012/09/24	150,000,000	2012/04/27
18162	CC Rabobank B.A.	Tencent Holdings Euro Put Wt Nov 2012 A	0.250	240 per 100 units	2012/11/12	150,000,000	2012/04/27
18173	Standard Chartered Bank	China Life European Wts Feb 2013 A	0.250	21.880	2013/02/01	150,000,000	2012/04/27
18172	Standard Chartered Bank	China Mobile Euro Wts Oct 2012 B	0.370	88.880	2012/10/22	100,000,000	2012/04/27
18171	Standard Chartered Bank	HSBC European Warrants Sep 2012 A	0.230	74.400	2012/09/17	100,000,000	2012/04/27
18202	Credit Suisse AG	Sinopec Corp European Warrants Aug 2012 B	0.240	8.76 per unit	2012/08/27	70,000,000	2012/04/30
18201	Credit Suisse AG	Sinopec Corp European Warrants Nov 2014 A	0.150	8.890	2014/11/28	70,000,000	2012/04/30
18206	Credit Suisse AG	HSBC European Put Warrants Sep 2012 C	0.250	61.250	2012/09/28	100,000,000	2012/04/30
18203	Credit Suisse AG	Ping An European Warrants Sep 2012 B	0.200	72.500	2012/09/11	80,000,000	2012/04/30
18205	Credit Suisse AG	Ping An European Warrants Oct 2012 A	0.250	79.380	2012/10/31	80,000,000	2012/04/30
18204	Credit Suisse AG	Ping An European Put Warrants Sep 2012 C	0.280	55.000	2012/09/28	80,000,000	2012/04/30
18187	Citigroup Global Mkt H Inc.	AIA European Wts Oct 2012 B	0.150	30.038	2012/10/09	100,000,000	2012/04/30
18188	Citigroup Global Mkt H Inc.	China Life Euro Wts Oct 2012 A	0.150	23.980	2012/10/30	80,000,000	2012/04/30
18207	Citigroup Global Mkt H Inc.	A50 China Euro Wts Nov 2012 B	0.150	10.018	2012/11/06	100,000,000	2012/04/30
18210	Citigroup Global Mkt H Inc.	GCL-Poly Energy Eu Wt Oct 12 A	0.250	2.48 per unit	2012/10/30	80,000,000	2012/04/30
18209	Citigroup Global Mkt H Inc.	Hutchison Euro Wts Oct 2012 A	0.300	78.880	2012/10/30	100,000,000	2012/04/30
18208	Citigroup Global Mkt H Inc.	ICBC European Wts Oct 2012 A	0.260	5.388 per unit	2012/10/10	100,000,000	2012/04/30
18194	Macquarie Bank Ltd.	Melco Int'l Dev Euro Wts Aug 2013 A	0.250	9.000	2013/08/02	180,000,000	2012/04/30
18193	Macquarie Bank Ltd.	U Presid China European Wts Oct 2012 A	0.447	7.88 per unit	2012/10/30	100,000,000	2012/04/30
18186	Merrill Lynch Int'l & Co. C.V.	HSI Euro Put Wts Oct 2012 C	0.250	21,000 per 7,000 units	2012/10/30	100,000,000	2012/04/30
18184	Merrill Lynch Int'l & Co. C.V.	HSI Euro Put Wts Nov 2012 A	0.260	21,900 per 9,000 units	2012/11/29	100,000,000	2012/04/30
18185	Merrill Lynch Int'l & Co. C.V.	HSI Euro Put Wts Nov 2012 B	0.250	20,900 per 7,000 units	2012/11/29	100,000,000	2012/04/30
18183	Merrill Lynch Int'l & Co. C.V.	Tencent Eu Put Wt Sep 2012B	0.150	214.99 per 100 units	2012/09/24	80,000,000	2012/04/30
18197	CC Rabobank B.A.	Anhui Conch European Warrants Sep 2012 A	0.200	29.900	2012/09/25	80,000,000	2012/04/30
18198	CC Rabobank B.A.	AIA European Warrants Sep 2012 A	0.150	30.050	2012/09/24	150,000,000	2012/04/30
18195	CC Rabobank B.A.	Belle Int'l European Warrants Feb 2013 A	0.250	16.000	2013/02/18	100,000,000	2012/04/30
18199	CC Rabobank B.A.	CNBM European Put Warrants Oct 2012 A	0.200	10.560	2012/10/17	80,000,000	2012/04/30
18196	CC Rabobank B.A.	CSR Times European Warrants Nov 2012 A	0.250	23.880	2012/11/05	80,000,000	2012/04/30
18190	Standard Chartered Bank	BOCL European Warrants Jan 2013 A	0.345	3.08 per unit	2013/01/02	100,000,000	2012/04/30
18191	Standard Chartered Bank	BOCL European Warrants Sep 2013 A	0.178	4.01 per unit	2013/09/19	100,000,000	2012/04/30
18189	Standard Chartered Bank	ICBC European Warrants Nov 2012 A	0.250	5.88 per unit	2012/11/28	100,000,000	2012/04/30

Newly listed derivative warrants (continued)

Code	Issuer	Name of issue	Issue prices (HK\$)	Strike level/ Subscription price (HK\$) per 10 units	Subscription/ exercise period	Unit issued on initial listing	Listing date
18192	Standard Chartered Bank	PetroChina European Wts Jan 2014 A	0.250	10.800	2014/01/02	100,000,000	2012/04/30
18200	UBS AG	HSI European Warrants Jul 2012 D	0.260	18,600 per 8,000 units	2012/07/30	300,000,000	2012/04/30
18223	Credit Suisse AG	Chow Tai Fook European Wts Nov 2012 A	0.860	12.88 per unit	2012/11/02	50,000,000	2012/05/02
18233	Citigroup Global Mkt H Inc.	Agricultural Bk Eu Wt Nov 12 A	0.250	3.838 per unit	2012/11/05	100,000,000	2012/05/02
18232	Citigroup Global Mkt H Inc.	CC Bank European Wt Nov 2012 A	0.280	6.08 per unit	2012/11/05	100,000,000	2012/05/02
18225	Citigroup Global Mkt H Inc.	CITIC Sec Euro Wts Nov 2012 A	0.250	18.380	2012/11/05	100,000,000	2012/05/02
18228	Citigroup Global Mkt H Inc.	Datang European Wts Nov 2012 A	0.250	2.98 per unit	2012/11/05	100,000,000	2012/05/02
18226	Citigroup Global Mkt H Inc.	Dongfeng Euro Wts Sep 2012 A	0.150	16.188	2012/09/17	100,000,000	2012/05/02
18229	Citigroup Global Mkt H Inc.	Geely Auto Euro Wts Nov 2012 A	0.250	3.38 per unit	2012/11/05	80,000,000	2012/05/02
18247	Citigroup Global Mkt H Inc.	HKEx European Wts Feb 2013 A	0.150	130.08 per 100 units	2013/02/20	100,000,000	2012/05/02
18246	Citigroup Global Mkt H Inc.	HSI European Wts Aug 2012 E	0.150	20,088 per 8,000 units	2012/08/30	200,000,000	2012/05/02
18245	Citigroup Global Mkt H Inc.	HSI European Put Wt Aug 2012 D	0.180	21,728 per 11,000 units	2012/08/30	200,000,000	2012/05/02
18244	Citigroup Global Mkt H Inc.	HSI European Put Wt Sep 2012 A	0.150	19,508 per 8,000 units	2012/09/27	200,000,000	2012/05/02
18227	Citigroup Global Mkt H Inc.	Li & Fung Euro Wt Jan 2013 A	0.150	20.188	2013/01/03	100,000,000	2012/05/02
18231	Citigroup Global Mkt H Inc.	Ch Rongsheng Eur Wt Nov 2012 A	0.250	2.08 per unit	2012/11/05	80,000,000	2012/05/02
18242	Bank of East Asia	CITIC Pacific European Wts Aug 2013 A	0.150	16.720	2013/08/23	90,000,000	2012/05/02
18238	Bank of East Asia	Esprit European Warrants Feb 2013 A	0.250	19.880	2013/02/28	80,000,000	2012/05/02
18241	Bank of East Asia	HKEx European Put Warrants Sep 2013 A	0.250	128 per 100 units	2013/09/23	120,000,000	2012/05/02
18234	Bank of East Asia	Lenovo European Warrants May 2014 A	0.250	6.700	2014/05/30	230,000,000	2012/05/02
18237	Bank of East Asia	Tencent Holdings European Wts Jan 2013 A	0.250	250 per 100 units	2013/01/23	60,000,000	2012/05/02
18236	Bank of East Asia	Wynn Macau European Warrants Nov 2012 A	0.250	29.128	2012/11/23	55,000,000	2012/05/02
18216	Merrill Lynch Int'l & Co. C.V.	Ch Mobile Eur Wt Oct 2012 A	0.152	100.050	2012/10/29	80,000,000	2012/05/02
18217	Merrill Lynch Int'l & Co. C.V.	Ch Mobile Eur Wt Nov 2012 A	0.195	95.050	2012/11/12	80,000,000	2012/05/02
18211	Merrill Lynch Int'l & Co. C.V.	Sinopec Euro Wts Nov 2014 A	0.151	8.890	2014/11/21	80,000,000	2012/05/02
18212	Merrill Lynch Int'l & Co. C.V.	HKEx Euro Wts Jul 2013 A	0.153	133.98 per 100 units	2013/07/25	80,000,000	2012/05/02
18215	Merrill Lynch Int'l & Co. C.V.	Hutchison Eu Put Wt Nov 12 A	0.415	68.990	2012/11/05	80,000,000	2012/05/02
18214	Merrill Lynch Int'l & Co. C.V.	SHK Ppt Euro Wts Feb 2013 A	0.150	88.05 per 100 units	2013/02/18	80,000,000	2012/05/02
18213	Merrill Lynch Int'l & Co. C.V.	SHK Ppt Eu Put Wt Sep 2013A	0.154	89.95 per 100 units	2013/09/26	80,000,000	2012/05/02
18219	CC Rabobank B.A.	AAC Acoustic European Warrants Nov 2012 A	0.300	26.200	2012/11/05	60,000,000	2012/05/02
18221	CC Rabobank B.A.	China EB Ltd European Warrants Oct 2012 A	0.170	12.900	2012/10/26	100,000,000	2012/05/02
18222	CC Rabobank B.A.	GCL-Poly Energy European Wts Nov 2012 A	0.250	2.50 per unit	2012/11/02	120,000,000	2012/05/02
18220	CC Rabobank B.A.	Zhaojin Mining European Wts May 2013 A	0.250	13.000	2013/05/27	80,000,000	2012/05/02
18224	CC Rabobank B.A.	ZTE European Warrants Nov 2012 A	0.250	21.380	2012/11/05	80,000,000	2012/05/02
18218	SGA Societe Generale Acceptance N.V.	ICBC Eu Wt Oct 2012 B	0.180	5.61 per unit	2012/10/03	200,000,000	2012/05/02
18243	UBS AG	China Life European Warrants Sep 2012 C	0.150	22.050	2012/09/24	200,000,000	2012/05/02
18268	BNP Paribas Arbit Issu B.V.	CHALCO European Wts Jan 2013 A	0.470	4.20 per unit	2013/01/03	41,000,000	2012/05/03
18266	BNP Paribas Arbit Issu B.V.	CNOOC European Wts Jan 2013 A	0.560	21 per unit	2013/01/03	93,000,000	2012/05/03
18269	BNP Paribas Arbit Issu B.V.	Ping An Eur Put Wts Dec 2012 A	0.640	60.000	2012/12/04	100,000,000	2012/05/03
18271	BNP Paribas Arbit Issu B.V.	Tencent Hlds Eu Wt Jul 2013 A	0.250	278 per 100 units	2013/07/04	100,000,000	2012/05/03
18270	BNP Paribas Arbit Issu B.V.	Tencent Eu Put Wt Dec 2012 A	0.300	230 per 100 units	2012/12/04	100,000,000	2012/05/03
18272	Bank of East Asia	Chow Tai Fook European Wts Nov 2012 A	0.620	13.88 per unit	2012/11/05	30,000,000	2012/05/03
18273	Bank of East Asia	Chow Tai Fook European Wts May 2013 A	0.250	10.380	2013/05/02	150,000,000	2012/05/03
18260	Goldman Sachs SP (Asia)	Angang Steel Euro Wts Dec 2012 A	0.510	7 per unit	2012/12/10	120,000,000	2012/05/03

Newly listed derivative warrants (continued)

Code	Issuer	Name of issue	Issue prices (HK\$)	Strike level/ Subscription price (HK\$) per 10 units	Subscription/ exercise period	Unit issued on initial listing	Listing date
18258	Goldman Sachs SP (Asia)	BOCL European Warrants Sep 2012 A	0.150	3.35 per unit	2012/09/24	120,000,000	2012/05/03
18264	Goldman Sachs SP (Asia)	Esprit European Wts Jan 2013 A	0.251	18.880	2013/01/21	120,000,000	2012/05/03
18257	Goldman Sachs SP (Asia)	HSBC European Put Wts Sep 2012 B	0.336	65.000	2012/09/10	120,000,000	2012/05/03
18259	Goldman Sachs SP (Asia)	Tencent European Wt Feb 2013 A	0.250	268.80 per 100 units	2013/02/25	120,000,000	2012/05/03
18263	Macquarie Bank Ltd.	Chow Tai Fook European Wts Nov 2012 A	0.568	13.88 per unit	2012/11/02	100,000,000	2012/05/03
18250	Merrill Lynch Int'l & Co. C.V.	CC Bank Euro Wts Nov 2012 A	0.260	6.39 per unit	2012/11/05	60,000,000	2012/05/03
18249	Merrill Lynch Int'l & Co. C.V.	Sinopec Euro Wts Nov 2012 A	0.209	9.79 per unit	2012/11/19	70,000,000	2012/05/03
18254	Merrill Lynch Int'l & Co. C.V.	Sinopec Eu Put Wt Sep 2014A	0.250	8.390	2014/09/16	40,000,000	2012/05/03
18248	Merrill Lynch Int'l & Co. C.V.	Hutchison Eur Wt Oct 2012 B	0.300	80.050	2012/10/24	60,000,000	2012/05/03
18253	Merrill Lynch Int'l & Co. C.V.	ICBC Euro Wts Aug 2012 B	0.228	5.29 per unit	2012/08/31	60,000,000	2012/05/03
18252	Merrill Lynch Int'l & Co. C.V.	ICBC Euro Wts Sep 2012 A	0.177	5.61 per unit	2012/09/27	60,000,000	2012/05/03
18251	Merrill Lynch Int'l & Co. C.V.	ICBC Euro Put Wt Nov 2012 A	0.250	4.41 per unit	2012/11/05	40,000,000	2012/05/03
18262	Standard Chartered Bank	China Life Euro Put Wts Jun 2013 A	0.250	18.880	2013/06/04	100,000,000	2012/05/03
18261	Standard Chartered Bank	A50 China Euro Warrants Aug 2012 A	0.215	12.82 per unit	2012/08/20	100,000,000	2012/05/03
18255	SGA Societe Generale Acceptance N.V.	CHALCO Eu Wt Nov 12A	0.270	4.50 per unit	2012/11/05	50,000,000	2012/05/03
18256	SGA Societe Generale Acceptance NV	Zijin Mining Eu Wt Nov12A	0.250	3.50 per unit	2012/11/05	50,000,000	2012/05/03
18276	Macquarie Bank Ltd.	Dongfang Elec European Wts Dec 2012 A	0.250	22.880	2012/12/04	180,000,000	2012/05/04
18275	Macquarie Bank Ltd.	Weigao Group European Wts Nov 2013 A	0.250	9.500	2013/11/04	180,000,000	2012/05/04
18274	SGA Societe Generale Acceptance N.V.	HWL Eur Wt Nov 2012 A	0.350	80.050	2012/11/05	150,000,000	2012/05/04
18277	UBS AG	CC Bank European Warrants Aug 2012 C	0.220	6.01 per unit	2012/08/13	200,000,000	2012/05/04
18282	Goldman Sachs SP (Asia)	CITIC Sec European Wts Dec 2012 A	0.291	18.000	2012/12/24	120,000,000	2012/05/07
18279	Goldman Sachs SP (Asia)	Minsheng Bank Euro Wts Nov 2012 A	0.256	8.80 per unit	2012/11/26	120,000,000	2012/05/07
18280	Goldman Sachs SP (Asia)	Henganintl European Wts Nov 2012 A	0.563	93.880	2012/11/26	120,000,000	2012/05/07
18278	Goldman Sachs SP (Asia)	New World Dev Euro Wts Dec 2012 A	0.588	10.88 per unit	2012/12/10	120,000,000	2012/05/07
18281	Goldman Sachs SP (Asia)	Shimao Ppt European Wts Jun 2013 A	0.162	12.000	2013/06/28	120,000,000	2012/05/07
18287	Macquarie Bank Ltd.	Gome European Warrants Feb 2013 A	0.163	2 per unit	2013/02/20	80,000,000	2012/05/07
18284	Standard Chartered Bank	ICBC European Warrants Mar 2013 A	0.305	5.88 per unit	2013/03/01	100,000,000	2012/05/07
18286	Standard Chartered Bank	Sands China Euro Wts Feb 2013 A	0.380	38.880	2013/02/28	100,000,000	2012/05/07
18285	Standard Chartered Bank	Sands China Euro Wts Aug 2013 A	0.420	42.880	2013/08/08	100,000,000	2012/05/07
18283	Standard Chartered Bank	Tencent Hldg Euro Wts May 2013 A	0.250	272.88 per 100 units	2013/05/24	100,000,000	2012/05/07
18288	Standard Chartered Bank	Zijin Mining Euro Wts Feb 2013 A	0.250	3.58 per unit	2013/02/04	100,000,000	2012/05/07
16582 #	Merrill Lynch Int'l & Co. C.V.	HSI Euro Put Wts Aug 2012	0.090	20,300 per 8,200 units	2012/08/30	200,000,000	2012/05/07
17211 #	Merrill Lynch Int'l & Co. C.V.	HSI European Wts Aug 2012 A	0.075	22,100 per 7,000 units	2012/08/30	200,000,000	2012/05/07
18297	Credit Suisse AG	Tencent Holdings European Wts Dec 2012 B	0.200	262 per 100 units	2012/12/05	100,000,000	2012/05/08
18298	Credit Suisse AG	Tencent Holdings Euro Put Wts Oct 2012 D	0.200	238 per 100 units	2012/10/31	100,000,000	2012/05/08
18299	Goldman Sachs SP (Asia)	China Life Euro Wts Jan 2013 A	0.212	21.880	2013/01/30	120,000,000	2012/05/08
18294	Goldman Sachs SP (Asia)	Foxconn European Wts Dec 2012 A	0.279	5.20 per unit	2012/12/24	120,000,000	2012/05/08
18290	Goldman Sachs SP (Asia)	HSI European Warrants Sep 2012 C	0.153	21,500 per 6,000 units	2012/09/27	200,000,000	2012/05/08
18291	Goldman Sachs SP (Asia)	HSI European Warrants Oct 2012 A	0.200	20,800 per 6,600 units	2012/10/30	200,000,000	2012/05/08
18289	Goldman Sachs SP (Asia)	HSI European Put Wts Sep 2012 B	0.233	21,300 per 8,000 units	2012/09/27	200,000,000	2012/05/08
18293	SGA Societe Generale Acceptance N.V.	CLife Eu Wt Oct 2012B	0.220	20.050	2012/10/03	300,000,000	2012/05/08
18292	SGA Societe Generale Acceptance N.V.	Ch Mob Eu Wt Aug 12 A	0.260	87.800	2012/08/29	200,000,000	2012/05/08
18295	UBS AG	Agricultural Bank European Warrants Sep 2012 A	0.150	4.01 per unit	2012/09/28	100,000,000	2012/05/08

Newly listed derivative warrants (continued)

Code	Issuer	Name of issue	Issue prices (HK\$)	Strike level/ Subscription price (HK\$) per 10 units	Subscription/ exercise period	Unit issued on initial listing	Listing date
18296	UBS AG	CPIC European Warrants Sep 2012 A	0.150	28.930	2012/09/24	100,000,000	2012/05/08
18303	BNP Paribas Arbit Issu B.V.	HSBC European Wts Jan 2013 A	0.220	84.850	2013/01/28	200,000,000	2012/05/09
18316	Credit Suisse AG	Agricultural Bank European Wts Nov 2012 A	0.250	3.86 per unit	2012/11/19	60,000,000	2012/05/09
18310	Credit Suisse AG	CC Bank European Warrants Oct 2012 A	0.250	6.70 per unit	2012/10/29	80,000,000	2012/05/09
18319	Credit Suisse AG	CITIC Sec European Warrants Nov 2012 A	0.250	18.980	2012/11/19	60,000,000	2012/05/09
18314	Credit Suisse AG	Minsheng Bank European Wts Nov 2012 A	0.400	9.28 per unit	2012/11/19	60,000,000	2012/05/09
18317	Credit Suisse AG	China Tel European Warrants Nov 2012 A	0.250	4.78 per unit	2012/11/19	60,000,000	2012/05/09
18312	Credit Suisse AG	HKEx European Warrants Feb 2013 A	0.150	130 per 100 units	2013/02/25	80,000,000	2012/05/09
18320	Credit Suisse AG	HSI European Put Warrants Aug 2012 M	0.160	22,000 per 10,000 units	2012/08/30	300,000,000	2012/05/09
18321	Credit Suisse AG	HSI European Put Warrants Aug 2012 N	0.190	21,900 per 8,000 units	2012/08/30	300,000,000	2012/05/09
18311	Credit Suisse AG	Hutchison European Warrants Oct 2012 B	0.300	84.900	2012/10/31	80,000,000	2012/05/09
18318	Credit Suisse AG	PetroChina European Warrants Nov 2012 A	0.300	13.38 per unit	2012/11/19	60,000,000	2012/05/09
18313	Credit Suisse AG	PICC European Warrants Apr 2013 A	0.150	11.000	2013/04/29	80,000,000	2012/05/09
18315	Credit Suisse AG	Ping An European Warrants Nov 2012 A	0.250	84.880	2012/11/30	80,000,000	2012/05/09
18307	Goldman Sachs SP (Asia)	China Life Euro Put Wts Sep 2012 B	0.152	20.000	2012/09/18	120,000,000	2012/05/09
18306	Goldman Sachs SP (Asia)	China Mobile Eu Put Wts Nov 2012 C	0.156	70.000	2012/11/27	120,000,000	2012/05/09
18300	Merrill Lynch Int'l & Co. C.V.	Tencent Eu Put Wt Oct 2012C	0.150	227.99 per 100 units	2012/10/03	80,000,000	2012/05/09
18304	SGA Societe Generale Acceptance N.V.	CK(H) Eu Wt Feb 2013A	0.150	100.05 per 100 units	2013/02/27	300,000,000	2012/05/09
18301	SGA Societe Generale Acceptance N.V.	CP&CC Eu Wt Oct 2012A	0.210	9.68 per unit	2012/10/08	100,000,000	2012/05/09
18302	SGA Societe Generale Acceptance N.V.	A50 Ch Eu Wt Nov 12 B	0.280	13.08 per unit	2012/11/12	50,000,000	2012/05/09
18305	SGA Societe Generale Acceptance N.V.	HSI Eur Wt Oct 2012 C	0.150	22,400 per 7,500 units	2012/10/30	300,000,000	2012/05/09
18309	UBS AG	CC Bank European Warrants Sep 2012 B	0.150	7.01 per unit	2012/09/03	200,000,000	2012/05/09
18308	UBS AG	HSBC European Warrants Sep 2012 B	0.160	80.050	2012/09/24	200,000,000	2012/05/09
18332	BNP Paribas Arbit Issu B.V.	CC Bank Euro Wts Apr 2013 A	0.380	6.88 per unit	2013/04/03	200,000,000	2012/05/10
18325	BNP Paribas Arbit Issu B.V.	Tencent Hldgs Eu Wt Jan 2013 A	0.250	268 per 100 units	2013/01/03	100,000,000	2012/05/10
18331	BNP Paribas Arbit Issu B.V.	Wynn Macau Euro Wts Jan 2013 A	0.310	29.880	2013/01/03	100,000,000	2012/05/10
18328	Credit Suisse AG	CC Bank European Put Warrants Aug 2012 B	0.150	4.87 per unit	2012/08/31	80,000,000	2012/05/10
18326	Credit Suisse AG	China Mobile European Warrants Sep 2012 C	0.150	98.000	2012/09/28	80,000,000	2012/05/10
18327	Credit Suisse AG	China Mobile European Put Wts Aug 2012 A	0.150	78.900	2012/08/31	80,000,000	2012/05/10
18329	Credit Suisse AG	Jiangxi Copper Euro Put Wts Nov 2012 A	0.250	17.500	2012/11/30	80,000,000	2012/05/10
18323	Standard Chartered Bank	AIA European Warrants Jan 2013 A	0.250	28.280	2013/01/04	100,000,000	2012/05/10
18322	Standard Chartered Bank	China Mobile Euro Wts Jan 2013 A	0.355	94.100	2013/01/04	100,000,000	2012/05/10
18324	Standard Chartered Bank	A50 China Euro Warrants May 2014 A	0.250	10.000	2014/05/07	100,000,000	2012/05/10
18330	UBS AG	A50 China European Warrants Aug 2014 A	0.150	13.900	2014/08/04	200,000,000	2012/05/10
14518 #	CC Rabobank B.A.	CNBM European Warrants Sep 2012	0.051	11.300	2012/09/19	200,000,000	2012/05/10
16503 #	Merrill Lynch Int'l & Co. C.V.	CC Bank Euro Wts Jul 2012	0.038	6.79 per unit	2012/07/31	300,000,000	2012/05/10
16601 #	UBS AG	HSCEI European Warrants Sep 2012 A	0.035	11,800 per 6,500 units	2012/09/27	300,000,000	2012/05/10
18336	Goldman Sachs SP (Asia)	Agri Bk European Wts Jan 2013 A	0.251	4 per unit	2013/01/28	120,000,000	2012/05/11
18351	Goldman Sachs SP (Asia)	HSCEI European Put Wts Nov 2012 A	0.252	10,000 per 3,000 units	2012/11/29	100,000,000	2012/05/11
18352	Goldman Sachs SP (Asia)	HSCEI European Put Wts Nov 2012 B	0.291	11,000 per 4,000 units	2012/11/29	100,000,000	2012/05/11
18335	Goldman Sachs SP (Asia)	Ping An European Wts Nov 2012 A	0.292	80.000	2012/11/19	120,000,000	2012/05/11
18334	Goldman Sachs SP (Asia)	Tencent European Wt Apr 2013 A	0.262	288 per 100 units	2013/04/29	120,000,000	2012/05/11
18345	Macquarie Bank Ltd.	Agile Ppt European Warrants May 2014 A	0.250	13.980	2014/05/02	180,000,000	2012/05/11

Newly listed derivative warrants (continued)

Code	Issuer	Name of issue	Issue prices (HK\$)	Strike level/ Subscription price (HK\$) per 10 units	Subscription/ exercise period	Unit issued on initial listing	Listing date
18354	Macquarie Bank Ltd.	China Tel European Warrants Jan 2013 A	0.250	4.88 per unit	2013/01/03	100,000,000	2012/05/11
18353	Macquarie Bank Ltd.	China Unicom Euro Put Wts Sep 2013 A	0.188	12.880	2013/09/03	200,000,000	2012/05/11
18342	Macquarie Bank Ltd.	Galaxy Ent European Wts Nov 2012 A	0.207	30.000	2012/11/16	180,000,000	2012/05/11
18343	Macquarie Bank Ltd.	Melco Int'l Dev Euro Wts May 2014 A	0.250	12.000	2014/05/02	180,000,000	2012/05/11
18355	Macquarie Bank Ltd.	Ch Rongsheng Euro Warrants Nov 2012 A	0.250	2.50 per unit	2012/11/12	80,000,000	2012/05/11
18341	Macquarie Bank Ltd.	SJM Holdings European Wts Feb 2013 A	0.150	22.880	2013/02/21	180,000,000	2012/05/11
18356	Macquarie Bank Ltd.	Tencent European Put Wts Nov 2012 C	0.248	240 per 100 units	2012/11/05	250,000,000	2012/05/11
18338	CC Rabobank B.A.	Angang Steel European Warrants Nov 2012 A	0.640	6.18 per unit	2012/11/12	80,000,000	2012/05/11
18350	CC Rabobank B.A.	BOC HK European Warrants Nov 2012 A	0.150	25.050	2012/11/27	150,000,000	2012/05/11
18339	CC Rabobank B.A.	Chow Tai Fook European Wts Oct 2012 A	0.530	13.90 per unit	2012/10/26	50,000,000	2012/05/11
18340	CC Rabobank B.A.	Evergrande European Warrants Nov 2012 A	0.420	5.60 per unit	2012/11/12	100,000,000	2012/05/11
18337	CC Rabobank B.A.	Foxconn European Warrants Nov 2012 A	0.420	4.38 per unit	2012/11/12	80,000,000	2012/05/11
18347	Standard Chartered Bank	Agricultural Bk Euro Wts Jan 2013A	0.150	4.28 per unit	2013/01/24	100,000,000	2012/05/11
18349	Standard Chartered Bank	BOCL European Warrants Sep 2012 B	0.150	3.19 per unit	2012/09/24	100,000,000	2012/05/11
18348	Standard Chartered Bank	BOCL European Put Wts Jun 2013 B	0.300	2.88 per unit	2013/06/03	100,000,000	2012/05/11
18346	Standard Chartered Bank	CC Bank European Wts Jun 2013 A	0.380	6.68 per unit	2013/06/20	100,000,000	2012/05/11
18333	UBS AG	Esprit European Warrants Dec 2012 A	0.250	18.280	2012/12/24	100,000,000	2012/05/11
16545 *	Merrill Lynch Int'l & Co. C.V.	HSCEI Euro Put Wt Aug 2012	0.185	10,800 per 5,000 units	2012/08/30	60,000,000	2012/05/11
18373	BNP Paribas Arbit Issu B.V.	CC Bank Euro Put Wts Jan 2013B	0.350	4.88 per unit	2013/01/03	200,000,000	2012/05/14
18358	BNP Paribas Arbit Issu B.V.	Ch Mobile Euro Wts Apr 2013 A	0.260	110.000	2013/04/03	100,000,000	2012/05/14
18359	BNP Paribas Arbit Issu B.V.	China Overseas Eu Wt Apr 2013A	0.250	19.000	2013/04/03	100,000,000	2012/05/14
18369	BNP Paribas Arbit Issu B.V.	Ch Ship Cont Eur Wt Feb 2013 A	0.310	3.20 per unit	2013/02/04	90,000,000	2012/05/14
18361	BNP Paribas Arbit Issu B.V.	Dongyue Gp Euro Wts Apr 2015 A	0.250	5.900	2015/04/02	100,000,000	2012/05/14
18366	BNP Paribas Arbit Issu B.V.	Gome European Wts Jan 2013 A	0.250	1.33 per unit	2013/01/03	100,000,000	2012/05/14
18370	BNP Paribas Arbit Issu B.V.	R&F Ppt Euro Wts Mar 2014 A	0.250	11.880	2014/03/04	100,000,000	2012/05/14
18372	BNP Paribas Arbit Issu B.V.	ICBC Euro Put Wts Jan 2013 A	0.250	4 per unit	2013/01/03	200,000,000	2012/05/14
18360	BNP Paribas Arbit Issu B.V.	Luk Fook Hold Eu Wt Jan 2013A	0.330	23.000	2013/01/03	60,000,000	2012/05/14
18371	BNP Paribas Arbit Issu B.V.	Shimao Ppt Euro Wts Jan 2014 A	0.250	10.880	2014/01/03	100,000,000	2012/05/14
18368	Credit Suisse AG	ICBC European Warrants Oct 2012 A	0.150	5.39 per unit	2012/10/08	70,000,000	2012/05/14
18357	Goldman Sachs SP (Asia)	SHK Ppt European Wts Jan 2013 A	0.251	120.000	2013/01/28	120,000,000	2012/05/14
18365	Macquarie Bank Ltd.	CC Bank European Warrants Jan 2013 A	0.260	6.50 per unit	2013/01/03	200,000,000	2012/05/14
18362	Macquarie Bank Ltd.	Hutchison European Warrants Dec 2012 A	0.262	85.000	2012/12/04	200,000,000	2012/05/14
18364	Macquarie Bank Ltd.	ICBC European Warrants Jan 2013 A	0.257	6 per unit	2013/01/03	200,000,000	2012/05/14
18363	Macquarie Bank Ltd.	Zijin Mining European Wts Dec 2012 A	0.259	2.88 per unit	2012/12/04	200,000,000	2012/05/14
18374	UBS AG	BOCL European Warrants Dec 2012 A	0.220	3.09 per unit	2012/12/21	100,000,000	2012/05/14
18375	UBS AG	CC Bank European Warrants Nov 2012 A	0.250	6.18 per unit	2012/11/14	200,000,000	2012/05/14
18367	UBS AG	HKEx European Warrants Jul 2013 A	0.150	133.98 per 100 units	2013/07/29	300,000,000	2012/05/14
18376	UBS AG	HSI European Warrants Dec 2012 D	0.150	21,100 per 8,000 units	2012/12/28	300,000,000	2012/05/14
18396	BNP Paribas Arbit Issu B.V.	HSI European Wts Nov 2012 C	0.250	20,000 per 6,000 units	2012/11/29	200,000,000	2012/05/15
18392	BNP Paribas Arbit Issu B.V.	HSI European Wts Jan 2013 A	0.250	20,400 per 6,300 units	2013/01/30	200,000,000	2012/05/15
18398	BNP Paribas Arbit Issu B.V.	HSI Euro Put Wts Aug 2012 C	0.170	20,600 per 8,000 units	2012/08/30	200,000,000	2012/05/15
18397	BNP Paribas Arbit Issu B.V.	HSI Euro Put Wts Oct 2012 B	0.270	21,000 per 7,000 units	2012/10/30	200,000,000	2012/05/15
18394	BNP Paribas Arbit Issu B.V.	HSI Euro Put Wts Nov 2012 B	0.250	19,800 per 6,300 units	2012/11/29	200,000,000	2012/05/15

Newly listed derivative warrants (continued)

Code	Issuer	Name of issue	Issue prices (HK\$)	Strike level/ Subscription price (HK\$) per 10 units	Subscription/ exercise period	Unit issued on initial listing	Listing date
18388	Macquarie Bank Ltd.	CPIC European Warrants Mar 2013 A	0.250	28.880	2013/03/04	180,000,000	2012/05/15
18386	Macquarie Bank Ltd.	Dongyue Group European Wts Mar 2014 A	0.250	6.380	2014/03/04	150,000,000	2012/05/15
18387	Macquarie Bank Ltd.	GCL-Poly Energy European Wts Nov 2012 A	0.150	2.50 per unit	2012/11/02	100,000,000	2012/05/15
18382	Merrill Lynch Int'l & Co. C.V.	HSCEI Euro Wts Nov 2012 C	0.250	10,500 per 3,500 units	2012/11/29	100,000,000	2012/05/15
18381	Merrill Lynch Int'l & Co. C.V.	HSCEI Euro Wts Dec 2012 B	0.151	11,250 per 4,100 units	2012/12/28	100,000,000	2012/05/15
18380	Merrill Lynch Int'l & Co. C.V.	HSCEI Euro Wts Mar 2013 A	0.150	12,050 per 3,900 units	2013/03/27	100,000,000	2012/05/15
18377	Merrill Lynch Int'l & Co. C.V.	HSCEI Euro Put Wt Nov 2012A	0.250	10,950 per 5,000 units	2012/11/29	100,000,000	2012/05/15
18379	Merrill Lynch Int'l & Co. C.V.	HSCEI Euro Put Wt Nov 2012B	0.250	9,800 per 3,400 units	2012/11/29	100,000,000	2012/05/15
18378	Merrill Lynch Int'l & Co. C.V.	HSCEI Euro Put Wt Dec 2012A	0.188	10,350 per 5,000 units	2012/12/28	100,000,000	2012/05/15
18399	Standard Chartered Bank	CC Bank European Wts Sep 2012 B	0.176	6.28 per unit	2012/09/24	100,000,000	2012/05/15
18389	Standard Chartered Bank	CNOOC European Warrants Sep 2012 A	0.170	14.900	2012/09/24	100,000,000	2012/05/15
18390	Standard Chartered Bank	CNOOC European Warrants Feb 2013 A	0.150	16.520	2013/02/06	100,000,000	2012/05/15
18391	Standard Chartered Bank	CNOOC European Warrants Nov 2013 A	0.150	20.200	2013/11/08	100,000,000	2012/05/15
18400	Standard Chartered Bank	CNOOC European Warrants May 2014 A	0.250	18.080	2014/05/29	100,000,000	2012/05/15
18385	SGA Societe Generale Acceptance N.V.	AIA Euro Wt Nov 2012A	0.170	28.500	2012/11/26	100,000,000	2012/05/15
18384	SGA Societe Generale Acceptance N.V.	CCB Eur Wt Nov 2012 A	0.380	6 per unit	2012/11/28	150,000,000	2012/05/15
18383	SGA Societe Generale Acceptance N.V.	HWL Eur Wt Sep 2012 A	0.470	73.900	2012/09/26	150,000,000	2012/05/15
18401	UBS AG	HKEx European Warrants Sep 2012 A	0.150	110 per 100 units	2012/09/24	300,000,000	2012/05/15
17817 *	UBS AG	Tencent Holdings European Warrants Oct 2012 B	0.115	249.20 per 100 units	2012/10/24	100,000,000	2012/05/15
18404	BNP Paribas Arbit Issu B.V.	Chow Tai Fook Eu Wt Sep 2014 A	0.250	12.750	2014/09/02	100,000,000	2012/05/16
18406	BNP Paribas Arbit Issu B.V.	Link REIT Euro Wts Sep 2013 A	0.250	35.000	2013/09/03	86,000,000	2012/05/16
18405	BNP Paribas Arbit Issu B.V.	NCI European Wts Jan 2013 A	0.410	42.800	2013/01/03	41,000,000	2012/05/16
18408	BNP Paribas Arbit Issu B.V.	Shanghai Electric Eu Wt Jan13A	0.340	4.38 per unit	2013/01/03	31,000,000	2012/05/16
18407	BNP Paribas Arbit Issu B.V.	Zijin Mining Eu Wts Sep 2013 A	0.260	3.08 per unit	2013/09/03	68,000,000	2012/05/16
18419	Credit Suisse AG	CNOOC European Warrants Nov 2012 A	0.150	15.900	2012/11/09	80,000,000	2012/05/16
18420	Credit Suisse AG	CNOOC European Warrants Nov 2012 B	0.150	15.000	2012/11/26	80,000,000	2012/05/16
18417	Credit Suisse AG	HSI European Warrants Sep 2012 B	0.170	19,300 per 8,000 units	2012/09/27	300,000,000	2012/05/16
18416	Credit Suisse AG	HSI European Warrants Oct 2012 C	0.150	19,600 per 8,600 units	2012/10/30	300,000,000	2012/05/16
18418	Credit Suisse AG	HSI European Put Warrants Nov 2012 A	0.160	19,200 per 7,000 units	2012/11/29	300,000,000	2012/05/16
18410	Goldman Sachs SP (Asia)	AIA European Warrants Nov 2012 A	0.157	28.500	2012/11/19	120,000,000	2012/05/16
18412	Goldman Sachs SP (Asia)	China Coal European Wts Nov 2013 A	0.150	9.000	2013/11/18	120,000,000	2012/05/16
18411	Goldman Sachs SP (Asia)	Yanzhou Coal Euro Wts Aug 2013 A	0.151	18.500	2013/08/28	120,000,000	2012/05/16
18409	Macquarie Bank Ltd.	Ping An European Warrants Dec 2012 B	0.369	70.000	2012/12/04	200,000,000	2012/05/16
18403	SGA Societe Generale Acceptance N.V.	CTel Eu Wt Nov 2012 A	0.340	4 per unit	2012/11/19	100,000,000	2012/05/16
18402	SGA Societe Generale Acceptance NV	Yanzhou Coal Eu Wt Apr13A	0.200	17.500	2013/04/03	100,000,000	2012/05/16
18413	UBS AG	China Tel European Warrants Nov 2012 A	0.300	3.88 per unit	2012/11/19	100,000,000	2012/05/16
18414	UBS AG	SPDR Gold Trust European Warrants Dec 2012 A	0.560	1,338 per 100 units	2012/12/10	100,000,000	2012/05/16
18415	UBS AG	Zijin Mining European Warrants Nov 2012 A	0.260	2.58 per unit	2012/11/26	100,000,000	2012/05/16
18424	BNP Paribas Arbit Issu B.V.	Agricultural Bank Eu Wt Dec12A	0.330	3.40 per unit	2012/12/04	100,000,000	2012/05/17
18425	BNP Paribas Arbit Issu B.V.	HSBC Euro Put Wts Dec 2012 A	0.260	58.000	2012/12/04	100,000,000	2012/05/17
18423	BNP Paribas Arbit Issu B.V.	ICBC European Wts Feb 2013 A	0.250	5.75 per unit	2013/02/04	200,000,000	2012/05/17
18422	BNP Paribas Arbit Issu B.V.	Ping An European Wt Dec 2012 B	0.260	79.000	2012/12/04	100,000,000	2012/05/17
18429	Credit Suisse AG	Hutchison European Warrants Sep 2012 B	0.350	73.900	2012/09/28	80,000,000	2012/05/17

Newly listed derivative warrants (continued)

Code	Issuer	Name of issue	Issue prices (HK\$)	Strike level/ Subscription price (HK\$) per 10 units	Subscription/ exercise period	Unit issued on initial listing	Listing date
18430	Credit Suisse AG	Yanzhou Coal European Warrants Mar 2013 A	0.150	17.500	2013/03/25	80,000,000	2012/05/17
18432	Daiwa Capital Mkt	China Life European Warrants Oct 2012 B	0.150	20.900	2012/10/08	138,000,000	2012/05/17
18428	Macquarie Bank Ltd.	NCI European Warrants Nov 2012 A	0.258	40.880	2012/11/19	150,000,000	2012/05/17
18426	Standard Chartered Bank	SHK P European Warrants Dec 2013 A	0.250	72.28 per 100 units	2013/12/06	100,000,000	2012/05/17
18427	Standard Chartered Bank	SHK P European Put Wts Dec 2012 B	0.250	72.880	2012/12/18	100,000,000	2012/05/17
18421	SGA Societe Generale Acceptance N.V.	A50 Ch Eu Wt Sep 14 A	0.180	11.000	2014/09/15	500,000,000	2012/05/17
18431	UBS AG	CNOOC European Warrants Nov 2012 D	0.150	15.020	2012/11/19	200,000,000	2012/05/17
18465	BNP Paribas Arbit Issu B.V.	PetroCh Euro Wts Jan 2014 A	0.150	10.980	2014/01/03	200,000,000	2012/05/18
18475	Credit Suisse AG	BOCL European Warrants Dec 2012 A	0.250	3.03 per unit	2012/12/24	80,000,000	2012/05/18
18477	Credit Suisse AG	CC Bank European Warrants Nov 2012 B	0.280	5.78 per unit	2012/11/30	80,000,000	2012/05/18
18478	Credit Suisse AG	HKEx European Warrants Sep 2012 B	0.150	110 per 100 units	2012/09/28	80,000,000	2012/05/18
18476	Credit Suisse AG	ICBC European Warrants Nov 2012 B	0.250	5.08 per unit	2012/11/30	80,000,000	2012/05/18
18470	Daiwa Capital Mkt	CCB European Warrants Nov 2012 C	0.250	5.988 per unit	2012/11/19	128,000,000	2012/05/18
18469	Daiwa Capital Mkt	Hutchison European Warrants Oct 2012 C	0.240	78.880	2012/10/22	128,000,000	2012/05/18
18468	Daiwa Capital Mkt	Hutchison European Put Wts Oct 2012 B	0.250	62.880	2012/10/12	80,000,000	2012/05/18
18457	Goldman Sachs SP (Asia)	HSI European Warrants Oct 2012 B	0.163	19,508 per 8,600 units	2012/10/30	200,000,000	2012/05/18
18459	Goldman Sachs SP (Asia)	Prada European Warrants Mar 2013 A	0.475	60.000	2013/03/04	120,000,000	2012/05/18
18458	Goldman Sachs SP (Asia)	ZTE European Warrants Dec 2012 A	0.251	20.880	2012/12/24	120,000,000	2012/05/18
18436	Merrill Lynch Int'l & Co. C.V.	CK(H) Euro Wts Nov 2012 A	0.345	109.000	2012/11/19	40,000,000	2012/05/18
18439	Merrill Lynch Int'l & Co. C.V.	China Life Eu Wt Nov 2012 A	0.177	20.510	2012/11/26	70,000,000	2012/05/18
18440	Merrill Lynch Int'l & Co. C.V.	China Life Eu Wt Jan 2013 A	0.157	21.890	2013/01/25	70,000,000	2012/05/18
18438	Merrill Lynch Int'l & Co. C.V.	A50 China Eur Wt Oct 2014 A	0.177	11.620	2014/10/28	70,000,000	2012/05/18
18437	Merrill Lynch Int'l & Co. C.V.	A50 China Eu Put Wt Dec 14A	0.250	10.490	2014/12/08	40,000,000	2012/05/18
18433	Merrill Lynch Int'l & Co. C.V.	HSBC Euro Put Wt Nov 2012 B	0.310	60.990	2012/11/19	40,000,000	2012/05/18
18434	Merrill Lynch Int'l & Co. C.V.	HSBC Euro Put Wt Mar 2014 A	0.152	68.83 per 100 units	2014/03/31	80,000,000	2012/05/18
18435	Merrill Lynch Int'l & Co. C.V.	SHK Ppt Euro Wts Nov 2012 A	0.440	97.990	2012/11/19	40,000,000	2012/05/18
18446	Nomura Int'l plc	BYD European Warrants Nov 2012 A	0.250	21.000	2012/11/30	100,000,000	2012/05/18
18448	Nomura Int'l plc	China Life European Warrants Oct 2012 A	0.150	20.880	2012/10/08	100,000,000	2012/05/18
18445	Nomura Int'l plc	CNOOC European Warrants Feb 2013 A	0.150	16.500	2013/02/25	100,000,000	2012/05/18
18447	Nomura Int'l plc	Chow Tai Fook European Wts Oct 2012 A	0.480	13.90 per unit	2012/10/26	50,000,000	2012/05/18
18442	Nomura Int'l plc	Dongyue Gp European Warrants Mar 2014 A	0.250	6.380	2014/03/10	100,000,000	2012/05/18
18449	Nomura Int'l plc	A50 China European Warrants Oct 2014 A	0.155	11.600	2014/10/31	100,000,000	2012/05/18
18444	Nomura Int'l plc	HKEx European Warrants Jun 2014 A	0.150	138.88 per 100 units	2014/06/30	100,000,000	2012/05/18
18441	Nomura Int'l plc	Hutchison European Warrants Nov 2012 A	0.255	80.000	2012/11/30	100,000,000	2012/05/18
18443	Nomura Int'l plc	JIANG European Warrants Mar 2013 A	0.250	19.000	2013/03/28	100,000,000	2012/05/18
18450	Nomura Int'l plc	Zijin Mining European Warrants Dec 2012 A	0.250	2.80 per unit	2012/12/24	50,000,000	2012/05/18
18463	CC Rabobank B.A.	BYD European Warrants Nov 2012 A	0.250	20.020	2012/11/12	80,000,000	2012/05/18
18464	CC Rabobank B.A.	KECL European Warrants Oct 2013 A	0.190	14.520	2013/10/28	90,000,000	2012/05/18
18462	CC Rabobank B.A.	NCI European Warrants Nov 2012 A	0.250	40.980	2012/11/19	80,000,000	2012/05/18
18460	CC Rabobank B.A.	Ch Rongsheng European Warrants Oct 2012 A	0.220	2.09 per unit	2012/10/29	80,000,000	2012/05/18
18461	CC Rabobank B.A.	Zijin Mining European Warrants Nov 2012 A	0.250	2.77 per unit	2012/11/19	70,000,000	2012/05/18
18452	Standard Chartered Bank	China Life European Wts Oct 2012 B	0.150	20.880	2012/10/08	100,000,000	2012/05/18
18454	Standard Chartered Bank	China Life European Wts Jan 2013 A	0.250	19.800	2013/01/04	100,000,000	2012/05/18

Newly listed derivative warrants (continued)

Code	Issuer	Name of issue	Issue prices (HK\$)	Strike level/ Subscription price (HK\$) per 10 units	Subscription/ exercise period	Unit issued on initial listing	Listing date
18453	Standard Chartered Bank	China Mobile Euro Wts Nov 2012 B	0.160	100.900	2012/11/06	100,000,000	2012/05/18
18456	Standard Chartered Bank	China Mobile Euro Wts May 2014 A	0.250	68 per 100 units	2014/05/23	200,000,000	2012/05/18
18455	Standard Chartered Bank	China Unicom Euro Wts Oct 2013 A	0.250	13.180	2013/10/04	100,000,000	2012/05/18
18451	SGA Societe Generale Acceptance N.V.	CCB Eur Wt Oct 2012 A	0.160	6.29 per unit	2012/10/03	200,000,000	2012/05/18
18466	SGA Societe Generale Acceptance N.V.	CP&CC Eu Wt Oct 2012B	0.270	8.38 per unit	2012/10/17	100,000,000	2012/05/18
18467	UBS AG	CC Bank European Warrants Nov 2012 B	0.250	6 per unit	2012/11/19	200,000,000	2012/05/18
18493	Credit Suisse AG	Agricultural Bank European Wts Oct 2012 A	0.170	3.39 per unit	2012/10/03	80,000,000	2012/05/21
18495	Credit Suisse AG	CC Bank European Warrants Nov 2012 C	0.350	5.48 per unit	2012/11/29	80,000,000	2012/05/21
18494	Credit Suisse AG	ICBC European Warrants Oct 2012 B	0.270	4.89 per unit	2012/10/31	80,000,000	2012/05/21
18484	Daiwa Capital Mkt	BOCL European Warrants Dec 2012 A	0.250	2.98 per unit	2012/12/12	108,000,000	2012/05/21
18485	Daiwa Capital Mkt	CNOOC European Warrants Jan 2013 A	0.190	14.380	2013/01/07	108,000,000	2012/05/21
18482	Daiwa Capital Mkt	HSBC European Warrants Oct 2012 C	0.530	66.000	2012/10/05	128,000,000	2012/05/21
18492	Daiwa Capital Mkt	HSCEI European Put Warrants Dec 2012 D	0.330	10,600 per 4,500 units	2012/12/28	100,000,000	2012/05/21
18491	Daiwa Capital Mkt	HSCEI European Put Warrants Mar 2013 B	0.250	9,800 per 4,500 units	2013/03/27	100,000,000	2012/05/21
18490	Daiwa Capital Mkt	HSI European Put Warrants Dec 2012 C	0.250	19,000 per 6,400 units	2012/12/28	200,000,000	2012/05/21
18483	Daiwa Capital Mkt	SHK Ppt European Warrants Nov 2012 A	0.510	94.880	2012/11/21	80,000,000	2012/05/21
18486	Daiwa Capital Mkt	SHK Ppt European Put Warrants Sep 2013 A	0.150	90 per 100 units	2013/09/25	80,000,000	2012/05/21
18480	Goldman Sachs SP (Asia)	China Life Euro Wts Oct 2012 A	0.150	20.000	2012/10/03	120,000,000	2012/05/21
18481	Goldman Sachs SP (Asia)	Hutchison European Wts Dec 2012 A	0.372	75.000	2012/12/03	120,000,000	2012/05/21
18479	SGA Societe Generale Acceptance N.V.	AGBK Eu Wt Oct 2012 A	0.230	3.39 per unit	2012/10/10	200,000,000	2012/05/21
18488	UBS AG	CC Bank European Warrants Nov 2012 C	0.250	5.88 per unit	2012/11/26	200,000,000	2012/05/21
18487	UBS AG	China Mobile European Warrants Nov 2012 A	0.420	90.200	2012/11/12	200,000,000	2012/05/21
18489	UBS AG	HSCEI European Warrants Dec 2012 C	0.150	9,600 per 6,500 units	2012/12/28	100,000,000	2012/05/21
18517	Credit Suisse AG	BYD European Warrants Sep 2012 A	0.150	18.900	2012/09/28	70,000,000	2012/05/22
18514	Credit Suisse AG	CNBM European Warrants Dec 2012 A	0.150	8.490	2012/12/10	70,000,000	2012/05/22
18518	Credit Suisse AG	ChiUnicom European Warrants Dec 2012 A	0.180	11.900	2012/12/03	70,000,000	2012/05/22
18515	Credit Suisse AG	ICBC European Warrants Aug 2012 B	0.250	4.69 per unit	2012/08/31	70,000,000	2012/05/22
18516	Credit Suisse AG	ICBC European Put Warrants Oct 2012 C	0.150	3.97 per unit	2012/10/11	70,000,000	2012/05/22
18520	Daiwa Capital Mkt	HSI European Warrants Mar 2013 B	0.280	17,600 per 10,000 units	2013/03/27	200,000,000	2012/05/22
18521	Daiwa Capital Mkt	HSI European Warrants Mar 2013 C	0.350	16,600 per 10,000 units	2013/03/27	200,000,000	2012/05/22
18519	Daiwa Capital Mkt	HSI European Put Warrants Dec 2012 D	0.250	20,400 per 9,000 units	2012/12/28	200,000,000	2012/05/22
18502	Macquarie Bank Ltd.	Ch LongYuan European Wts Nov 2012 B	0.399	6.28 per unit	2012/11/22	100,000,000	2012/05/22
18503	Macquarie Bank Ltd.	Yurun Food European Warrants Feb 2014A	0.250	10.880	2014/02/04	180,000,000	2012/05/22
18498	Merrill Lynch Int'l & Co. C.V.	CC Bank Euro Wts Nov 2012 B	0.250	6.01 per unit	2012/11/26	40,000,000	2012/05/22
18500	Merrill Lynch Int'l & Co. C.V.	CC Bank Euro Wts Dec 2012 A	0.150	6.51 per unit	2012/12/24	80,000,000	2012/05/22
18497	Merrill Lynch Int'l & Co. C.V.	HSBC Euro Wts Sep 2012 B	0.150	74.400	2012/09/18	80,000,000	2012/05/22
18496	Merrill Lynch Int'l & Co. C.V.	HSI Euro Put Wts Feb 2013 A	0.250	18,600 per 7,000 units	2013/02/27	200,000,000	2012/05/22
18499	Merrill Lynch Int'l & Co. C.V.	ICBC Euro Wts Oct 2012 A	0.150	5.39 per unit	2012/10/08	80,000,000	2012/05/22
18509	CC Rabobank B.A.	China Shenhua European Warrants Jan 2013A	0.250	32.800	2013/01/30	80,000,000	2012/05/22
18512	CC Rabobank B.A.	Gome European Warrants Dec 2012 A	0.230	1.34 per unit	2012/12/27	100,000,000	2012/05/22
18510	CC Rabobank B.A.	Henderson Land Dev Euro Wts Dec 2012 A	0.310	42.280	2012/12/28	70,000,000	2012/05/22
18508	CC Rabobank B.A.	Jiangxi Copper European Wts Mar 2013 A	0.250	17.880	2013/03/27	100,000,000	2012/05/22
18511	CC Rabobank B.A.	Li & Fung European Warrants Jul 2013 A	0.250	15.580	2013/07/30	100,000,000	2012/05/22

Newly listed derivative warrants (continued)

Code	Issuer	Name of issue	Issue prices (HK\$)	Strike level/ Subscription price (HK\$) per 10 units	Subscription/ exercise period	Unit issued on initial listing	Listing date
18501	Standard Chartered Bank	HSI European Warrants Sep 2012 B	0.152	19,205 per 8,000 units	2012/09/27	200,000,000	2012/05/22
18505	UBS AG	BYD European Warrants Nov 2012 A	0.250	18.180	2012/11/26	100,000,000	2012/05/22
18506	UBS AG	CC Bank European Warrants Nov 2012 D	0.250	5.58 per unit	2012/11/30	200,000,000	2012/05/22
18504	UBS AG	China Life European Warrants Sep 2012 D	0.150	18.900	2012/09/17	200,000,000	2012/05/22
18513	UBS AG	China Shenhua European Warrants Jan 2013 A	0.250	33.380	2013/01/14	100,000,000	2012/05/22
18507	UBS AG	GCL-Poly Energy European Warrants Dec 2012 A	0.250	1.98 per unit	2012/12/17	100,000,000	2012/05/22
18557	BNP Paribas Arbit Issu B.V.	China Life Euro Wts Apr 2013 A	0.250	19.280	2013/04/02	200,000,000	2012/05/23
18530	Credit Suisse AG	Anhui Conch European Warrants Sep 2012 B	0.150	25.900	2012/09/28	80,000,000	2012/05/23
18549	Credit Suisse AG	China Mobile European Warrants Sep 2012 D	0.200	90.000	2012/09/28	80,000,000	2012/05/23
18551	Credit Suisse AG	Sinopec Corp European Warrants Nov 2012 A	0.250	8.08 per unit	2012/11/30	80,000,000	2012/05/23
18550	Credit Suisse AG	China Tel European Warrants Oct 2012 A	0.200	4.09 per unit	2012/10/11	80,000,000	2012/05/23
18552	Credit Suisse AG	HSI European Warrants Oct 2012 D	0.150	18,800 per 10,000 units	2012/10/30	300,000,000	2012/05/23
18553	Credit Suisse AG	HSI European Warrants Oct 2012 E	0.150	18,400 per 10,000 units	2012/10/30	300,000,000	2012/05/23
18548	Credit Suisse AG	Jiangxi Copper European Wts Mar 2013 A	0.150	20.000	2013/03/28	80,000,000	2012/05/23
18528	Daiwa Capital Mkt	CCB European Warrants Oct 2012 A	0.350	5.36 per unit	2012/10/09	128,000,000	2012/05/23
18527	Daiwa Capital Mkt	CNOOC European Put Warrants Nov 2012 A	0.150	13.580	2012/11/21	80,000,000	2012/05/23
18529	Daiwa Capital Mkt	HSI European Warrants Jan 2013 A	0.250	20,200 per 6,300 units	2013/01/30	200,000,000	2012/05/23
18526	Goldman Sachs SP (Asia)	CC Bank European Wts Dec 2012 B	0.334	5.80 per unit	2012/12/24	120,000,000	2012/05/23
18525	Goldman Sachs SP (Asia)	HKEx European Warrants Nov 2013 A	0.192	108 per 100 units	2013/11/28	120,000,000	2012/05/23
18523	Goldman Sachs SP (Asia)	HSI European Warrants Sep 2012 D	0.176	19,208 per 8,000 units	2012/09/27	200,000,000	2012/05/23
18524	Goldman Sachs SP (Asia)	HSI European Put Wts Nov 2012 A	0.250	19,000 per 6,000 units	2012/11/29	200,000,000	2012/05/23
18532	Goldman Sachs SP (Asia)	Tencent European Put Wt Sep 2012 B	0.152	210 per 100 units	2012/09/25	120,000,000	2012/05/23
18534	Macquarie Bank Ltd.	Agricultural Bk Euro Warrants Nov 2012 B	0.260	3.50 per unit	2012/11/23	150,000,000	2012/05/23
18533	Macquarie Bank Ltd.	CC Bank European Warrants Dec 2012 A	0.176	6 per unit	2012/12/04	150,000,000	2012/05/23
18540	Macquarie Bank Ltd.	Minsheng Bank European Wts Dec 2012 A	0.343	8 per unit	2012/12/04	120,000,000	2012/05/23
18536	Macquarie Bank Ltd.	CNBM European Warrants Dec 2012 A	0.150	11.000	2012/12/04	180,000,000	2012/05/23
18542	Macquarie Bank Ltd.	China Unicom European Wts Apr 2013 A	0.250	12.000	2013/04/03	200,000,000	2012/05/23
18541	Macquarie Bank Ltd.	China Unicom European Wts Sep 2013 B	0.250	13.000	2013/09/03	200,000,000	2012/05/23
18535	Macquarie Bank Ltd.	Foxconn European Warrants Nov 2012 B	0.276	4.38 per unit	2012/11/05	100,000,000	2012/05/23
18537	Macquarie Bank Ltd.	ICBC European Warrants Dec 2012 B	0.250	5.50 per unit	2012/12/04	150,000,000	2012/05/23
18539	Macquarie Bank Ltd.	New World Dev European Wts Dec 2012 A	0.366	11 per unit	2012/12/04	100,000,000	2012/05/23
18538	Macquarie Bank Ltd.	Yanzhou Coal European Wts Jun 2013 A	0.250	16.000	2013/06/04	180,000,000	2012/05/23
18561	Merrill Lynch Int'l & Co. C.V.	CC Bank Euro Wts Dec 2012 B	0.270	5.79 per unit	2012/12/03	40,000,000	2012/05/23
18558	Merrill Lynch Int'l & Co. C.V.	HSBC Euro Wts Sep 2012 C	0.228	71.890	2012/09/13	70,000,000	2012/05/23
18559	Merrill Lynch Int'l & Co. C.V.	Tencent Euro Wts Nov 2012 A	0.212	232.90 per 100 units	2012/11/26	70,000,000	2012/05/23
18560	Merrill Lynch Int'l & Co. C.V.	Tencent Euro Wts Dec 2012 A	0.163	248.98 per 100 units	2012/12/03	70,000,000	2012/05/23
18554	SGA Societe Generale Acceptance N.V.	CCB Eur Wt Dec 2012 A	0.350	5.48 per unit	2012/12/03	200,000,000	2012/05/23
18522	SGA Societe Generale Acceptance N.V.	HSI Eur Wt Oct 2012 D	0.150	19,600 per 8,600 units	2012/10/30	300,000,000	2012/05/23
18556	SGA Societe Generale Acceptance N.V.	HSI Eur Wt Oct 2012 E	0.150	18,800 per 10,000 units	2012/10/30	300,000,000	2012/05/23
18555	SGA Societe Generale Acceptance N.V.	ICBC Eu Wt Oct 2012 C	0.200	4.99 per unit	2012/10/22	200,000,000	2012/05/23
18564	UBS AG	Agricultural Bank European Warrants Oct 2012 A	0.160	3.39 per unit	2012/10/03	100,000,000	2012/05/23
18567	UBS AG	CC Bank European Warrants Sep 2012 C	0.260	5.36 per unit	2012/09/24	200,000,000	2012/05/23
18547	UBS AG	China Life European Warrants Nov 2012 A	0.250	18.000	2012/11/26	300,000,000	2012/05/23

Newly listed derivative warrants (continued)

Code	Issuer	Name of issue	Issue prices (HK\$)	Strike level/ Subscription price (HK\$) per 10 units	Subscription/ exercise period	Unit issued on initial listing	Listing date
18562	UBS AG	CNOOC European Warrants Apr 2013 A	0.250	13.500	2013/04/29	200,000,000	2012/05/23
18565	UBS AG	Sinopec Corp European Warrants Nov 2012 A	0.330	7.88 per unit	2012/11/26	100,000,000	2012/05/23
18563	UBS AG	China Tel European Warrants Nov 2012 B	0.250	4.28 per unit	2012/11/26	100,000,000	2012/05/23
18543	UBS AG	HKEx European Warrants Dec 2012 B	0.160	108.93 per 100 units	2012/12/11	300,000,000	2012/05/23
18544	UBS AG	HKEx European Warrants Mar 2013 A	0.250	100 per 100 units	2013/03/28	300,000,000	2012/05/23
18545	UBS AG	HSI European Warrants Oct 2012 B	0.160	18,800 per 10,000 units	2012/10/30	300,000,000	2012/05/23
18546	UBS AG	HSI European Warrants Oct 2012 C	0.150	19,600 per 8,600 units	2012/10/30	300,000,000	2012/05/23
18568	UBS AG	HSI European Put Warrants Dec 2012 E	0.250	18,500 per 7,000 units	2012/12/28	300,000,000	2012/05/23
18566	UBS AG	Hutchison European Warrants Nov 2012 A	0.470	70.000	2012/11/26	200,000,000	2012/05/23
18571	Goldman Sachs SP (Asia)	BOCL European Warrants Dec 2012 A	0.150	3.08 per unit	2012/12/24	120,000,000	2012/05/24
18569	Goldman Sachs SP (Asia)	CNOOC European Warrants Aug 2012 A	0.150	13.500	2012/08/27	120,000,000	2012/05/24
18570	Goldman Sachs SP (Asia)	China Shenhua Euro Wts Mar 2013 A	0.155	36.000	2013/03/25	120,000,000	2012/05/24
18572	Goldman Sachs SP (Asia)	HSBC European Warrants Sep 2012 C	0.483	65.000	2012/09/10	120,000,000	2012/05/24
18579	Macquarie Bank Ltd.	China Life European Wts Dec 2012 A	0.150	20.500	2012/12/04	200,000,000	2012/05/24
18581	Macquarie Bank Ltd.	China Unicom Euro Put Wts Jun 2013 A	0.250	12.080	2013/06/04	200,000,000	2012/05/24
18580	Standard Chartered Bank	ICBC European Warrants Oct 2012 A	0.260	4.88 per unit	2012/10/25	100,000,000	2012/05/24
18577	SGA Societe Generale Acceptance N.V.	BOCL Eu Wt Oct 2012 B	0.150	3 per unit	2012/10/10	100,000,000	2012/05/24
18576	SGA Societe Generale Acceptance N.V.	Shenhua Eu Wt Jan 13 A	0.250	32.880	2013/01/30	100,000,000	2012/05/24
18575	SGA Societe Generale Acceptance N.V.	ChiUnicom Eu Wts May13A	0.160	12.380	2013/05/29	150,000,000	2012/05/24
18573	SGA Societe Generale Acceptance N.V.	HKEx Eu Wt Dec 2012 A	0.150	108.88 per 100 units	2012/12/12	300,000,000	2012/05/24
18578	SGA Societe Generale Acceptance N.V.	HKEx Eu Wt Nov 2013 A	0.190	108 per 100 units	2013/11/27	300,000,000	2012/05/24
18574	SGA Societe Generale Acceptance N.V.	Tencent Eu Wt Dec 12 B	0.260	218.88 per 100 units	2012/12/10	300,000,000	2012/05/24
18583	UBS AG	AIA European Warrants Sep 2012 C	0.150	26.930	2012/09/17	200,000,000	2012/05/24
18584	UBS AG	HSI European Warrants Oct 2012 D	0.150	18,400 per 10,000 units	2012/10/30	300,000,000	2012/05/24
18582	UBS AG	SPDR Gold Trust European Warrants Nov 2012 A	0.720	1,238 per 100 units	2012/11/26	100,000,000	2012/05/24
18604	BNP Paribas Arbit Issu B.V.	BOCL European Wts Jan 2013 A	0.150	3.02 per unit	2013/01/03	200,000,000	2012/05/25
18599	Daiwa Capital Mkt	China Life European Warrants Sep 2012 C	0.150	18.880	2012/09/24	138,000,000	2012/05/25
18600	Daiwa Capital Mkt	China Life European Warrants Oct 2012 C	0.250	16.880	2012/10/22	138,000,000	2012/05/25
18612	Daiwa Capital Mkt	HSCEI European Put Warrants Dec 2012 E	0.150	8,200 per 5,000 units	2012/12/28	100,000,000	2012/05/25
18613	Daiwa Capital Mkt	HSI European Put Warrants Dec 2012 E	0.250	18,000 per 7,200 units	2012/12/28	200,000,000	2012/05/25
18614	Daiwa Capital Mkt	HSI European Put Warrants Mar 2013 D	0.250	17,400 per 7,000 units	2013/03/27	200,000,000	2012/05/25
18585	Goldman Sachs SP (Asia)	China Life Euro Wts Sep 2012 C	0.150	18.880	2012/09/24	120,000,000	2012/05/25
18593	Macquarie Bank Ltd.	China Coal European Wts Dec 2012 A	0.250	9.50 per unit	2012/12/04	100,000,000	2012/05/25
18594	Macquarie Bank Ltd.	Cheung Kong European Wts Dec 2012 A	0.392	100.000	2012/12/04	200,000,000	2012/05/25
18601	Macquarie Bank Ltd.	China Shenhua European Wts Feb 2013 A	0.250	33.880	2013/02/04	180,000,000	2012/05/25
18586	Macquarie Bank Ltd.	Evergrande European Wts Nov 2012 A	0.250	4.50 per unit	2012/11/26	100,000,000	2012/05/25
18592	Macquarie Bank Ltd.	HSBC European Warrants Jan 2013 A	0.250	72.500	2013/01/03	200,000,000	2012/05/25
18591	Macquarie Bank Ltd.	Hutchison European Warrants Dec 2012 B	0.258	76.000	2012/12/04	180,000,000	2012/05/25
18590	Macquarie Bank Ltd.	Ping An European Warrants Dec 2012 C	0.340	65.000	2012/12/04	180,000,000	2012/05/25
18595	Macquarie Bank Ltd.	SHK Ppt European Warrants Dec 2012 A	0.485	95.000	2012/12/04	200,000,000	2012/05/25
18607	Merrill Lynch Int'l & Co. C.V.	BOCL European Wt Dec 2012 A	0.154	3.04 per unit	2012/12/17	70,000,000	2012/05/25
18610	Merrill Lynch Int'l & Co. C.V.	CC Bank Euro Wts Sep 2012 B	0.222	5.36 per unit	2012/09/24	60,000,000	2012/05/25
18611	Merrill Lynch Int'l & Co. C.V.	HSBC Euro Wts Sep 2012 D	0.237	68.010	2012/09/03	80,000,000	2012/05/25

Newly listed derivative warrants (continued)

Code	Issuer	Name of issue	Issue prices (HK\$)	Strike level/ Subscription price (HK\$) per 10 units	Subscription/ exercise period	Unit issued on initial listing	Listing date
18605	Merrill Lynch Int'l & Co. C.V.	HSBC Euro Put Wt Nov 2012 C	0.255	53.990	2012/11/26	60,000,000	2012/05/25
18606	Merrill Lynch Int'l & Co. C.V.	HSI Euro Put Wts Aug 2012 E	0.150	18,200 per 8,000 units	2012/08/30	100,000,000	2012/05/25
18609	Merrill Lynch Int'l & Co. C.V.	ICBC Euro Wts Oct 2012 B	0.156	4.99 per unit	2012/10/15	70,000,000	2012/05/25
18608	Merrill Lynch Int'l & Co. C.V.	ICBC Euro Wts Nov 2012 B	0.190	5.09 per unit	2012/11/26	60,000,000	2012/05/25
18615	Merrill Lynch Int'l & Co. C.V.	Tencent Eu Put Wt Mar 2013A	0.250	204.99 per 100 units	2013/03/04	80,000,000	2012/05/25
18587	Standard Chartered Bank	HSBC European Warrants Dec 2012 A	0.250	72.880	2012/12/28	100,000,000	2012/05/25
18597	Standard Chartered Bank	HSI European Warrants Dec 2012 A	0.250	18,000 per 9,000 units	2012/12/28	200,000,000	2012/05/25
18588	Standard Chartered Bank	Ping An European Wts Feb 2013 A	0.320	72.880	2013/02/06	100,000,000	2012/05/25
18602	SGA Societe Generale Acceptance N.V.	CLife Eu Wt Sep 2012A	0.150	18.880	2012/09/26	300,000,000	2012/05/25
18603	SGA Societe Generale Acceptance N.V.	HSBC Eu Wt Sep 2012 B	0.220	68.000	2012/09/05	300,000,000	2012/05/25
18596	SGA Societe Generale Acceptance N.V.	HSI Eur Wt Oct 2012 F	0.160	18,400 per 10,000 units	2012/10/30	300,000,000	2012/05/25
18589	SGA Societe Generale Acceptance N.V.	HSI Eu Put Wt Nov 12 A	0.280	20,000 per 8,000 units	2012/11/29	300,000,000	2012/05/25
18620	UBS AG	CC Bank European Warrants Dec 2012 A	0.370	5 per unit	2012/12/10	200,000,000	2012/05/25
18616	UBS AG	China Life European Warrants Dec 2012 C	0.250	17.000	2012/12/10	300,000,000	2012/05/25
18624	UBS AG	China Mobile European Warrants Oct 2012 C	0.260	88.930	2012/10/22	200,000,000	2012/05/25
18625	UBS AG	Evergrande European Warrants Sep 2012 A	0.280	4.01 per unit	2012/09/10	100,000,000	2012/05/25
18618	UBS AG	HSBC European Warrants Sep 2012 C	0.330	66.050	2012/09/24	200,000,000	2012/05/25
18623	UBS AG	HSCEI European Put Warrants Dec 2012 D	0.150	8,200 per 5,000 units	2012/12/28	100,000,000	2012/05/25
18622	UBS AG	HSI European Warrants Oct 2012 E	0.265	17,000 per 8,000 units	2012/10/30	300,000,000	2012/05/25
18598	UBS AG	HSI European Warrants Nov 2012 B	0.250	18,000 per 8,000 units	2012/11/29	300,000,000	2012/05/25
18621	UBS AG	HSI European Put Warrants Aug 2012 I	0.150	18,200 per 8,000 units	2012/08/30	300,000,000	2012/05/25
18619	UBS AG	ICBC European Warrants Aug 2012 D	0.150	4.69 per unit	2012/08/28	100,000,000	2012/05/25
23045 #	CC Rabobank B.A.	CC Bank European Warrants Nov 2012	0.017	6.000	2012/11/05	600,000,000	2012/05/25
18631	Credit Suisse AG	HSI European Put Warrants Dec 2012 A	0.250	18,400 per 7,500 units	2012/12/28	300,000,000	2012/05/28
18632	Credit Suisse AG	HSI European Put Warrants Dec 2012 B	0.150	18,918 per 12,000 units	2012/12/28	300,000,000	2012/05/28
18633	Daiwa Capital Mkt	CCB European Put Warrants Sep 2012 E	0.350	4.88 per unit	2012/09/10	80,000,000	2012/05/28
18634	Daiwa Capital Mkt	HSBC European Put Warrants Dec 2012 B	0.250	52.000	2012/12/03	98,000,000	2012/05/28
18636	Goldman Sachs SP (Asia)	BYD European Warrants Sep 2012 A	0.152	18.880	2012/09/24	120,000,000	2012/05/28
18637	Goldman Sachs SP (Asia)	Sinopec Corp European Wts Oct 2012 A	0.218	8.38 per unit	2012/10/22	120,000,000	2012/05/28
18638	Goldman Sachs SP (Asia)	China Shenhua Euro Wts Jan 2013 A	0.256	31.680	2013/01/28	120,000,000	2012/05/28
18628	Goldman Sachs SP (Asia)	HKEx European Put Wts Dec 2013 A	0.207	110 per 100 units	2013/12/09	120,000,000	2012/05/28
18627	Goldman Sachs SP (Asia)	HSBC European Put Wts Sep 2012 D	0.198	56.880	2012/09/03	120,000,000	2012/05/28
18626	Standard Chartered Bank	HSI European Put Wts Dec 2012 B	0.250	20,000 per 10,000 units	2012/12/28	200,000,000	2012/05/28
18629	SGA Societe Generale Acceptance N.V.	A50 Ch Eu Wt Jul 13 A	0.150	10.590	2013/07/29	300,000,000	2012/05/28
18630	SGA Societe Generale Acceptance N.V.	Petch Eu Wt Oct 2013A	0.160	9.800	2013/10/28	500,000,000	2012/05/28
18635	SGA Societe Generale Acceptance N.V.	Petch Eu Wt Dec 2013A	0.150	10.980	2013/12/23	500,000,000	2012/05/28
18642	BOCI Asia Ltd.	BOCL European Warrants Jan 2013 A	0.150	3.08 per unit	2013/01/09	100,000,000	2012/05/29
18643	BOCI Asia Ltd.	CC Bank European Warrants Dec 2012 A	0.160	6 per unit	2012/12/05	100,000,000	2012/05/29
18640	BOCI Asia Ltd.	China Life European Warrants Jan 2013 A	0.160	19.800	2013/01/04	100,000,000	2012/05/29
18639	BOCI Asia Ltd.	China Mobile European Warrants Dec 2012 A	0.225	93.880	2012/12/24	100,000,000	2012/05/29
18641	BOCI Asia Ltd.	ICBC European Warrants Dec 2012 A	0.250	5.28 per unit	2012/12/03	100,000,000	2012/05/29
18657	Credit Suisse AG	China Mobile European Warrants Aug 2012 B	0.230	87.800	2012/08/31	100,000,000	2012/05/29
18658	Credit Suisse AG	China Mobile European Put Wts Oct 2012 B	0.170	72.250	2012/10/26	100,000,000	2012/05/29

Newly listed derivative warrants (continued)

Code	Issuer	Name of issue	Issue prices (HK\$)	Strike level/ Subscription price (HK\$) per 10 units	Subscription/ exercise period	Unit issued on initial listing	Listing date
18655	Credit Suisse AG	HSBC European Wts Oct 2012 A	0.250	70.000	2012/10/31	100,000,000	2012/05/29
18656	Credit Suisse AG	HSBC European Put Warrants Sep 2012 D	0.210	58.000	2012/09/10	100,000,000	2012/05/29
18661	Credit Suisse AG	HSI European Warrants Dec 2012 D	0.250	18,500 per 7,000 units	2012/12/28	300,000,000	2012/05/29
18649	Credit Suisse AG	HSI European Put Warrants Dec 2012 C	0.250	18,200 per 7,000 units	2012/12/28	300,000,000	2012/05/29
18660	Credit Suisse AG	Tencent Holdings European Wts Dec 2012 C	0.200	220 per 100 units	2012/12/24	100,000,000	2012/05/29
18659	Credit Suisse AG	Tencent Holdings European Wts Jan 2013 A	0.220	222 per 100 units	2013/01/31	100,000,000	2012/05/29
18662	Credit Suisse AG	Tencent Holdings Euro Put Wts Oct 2012 E	0.150	195 per 100 units	2012/10/08	100,000,000	2012/05/29
18650	Goldman Sachs SP (Asia)	Angang Steel Euro Wts Jan 2013 A	0.323	5.88 per unit	2013/01/21	120,000,000	2012/05/29
18653	Goldman Sachs SP (Asia)	Ch COSCO European Wts Dec 2012 A	0.298	4.88 per unit	2012/12/24	120,000,000	2012/05/29
18651	Goldman Sachs SP (Asia)	CITIC Bank European Wts Apr 2013 A	0.302	5 per unit	2013/04/29	120,000,000	2012/05/29
18654	Goldman Sachs SP (Asia)	Galaxy Ent Euro Wts Jan 2013 A	0.264	23.000	2013/01/28	120,000,000	2012/05/29
18652	Goldman Sachs SP (Asia)	Yurun Food European Wts Dec 2013 A	0.250	8.980	2013/12/23	120,000,000	2012/05/29
18648	Standard Chartered Bank	China Shenhua Euro Wts Mar 2013 A	0.250	32.000	2013/03/04	100,000,000	2012/05/29
18647	Standard Chartered Bank	CTel European Warrants Nov 2012 A	0.150	4 per unit	2012/11/12	100,000,000	2012/05/29
18646	SGA Societe Generale Acceptance N.V.	CNOOC Eu Wt Dec 2012A	0.150	14.380	2012/12/19	300,000,000	2012/05/29
18645	SGA Societe Generale Acceptance N.V.	CNOOC Eu Wt Mar 2013A	0.250	12.880	2013/03/04	300,000,000	2012/05/29
18644	SGA Societe Generale Acceptance N.V.	HSI Eu Put Wt Nov 12 B	0.250	18,800 per 7,500 units	2012/11/29	300,000,000	2012/05/29
17047 *	Daiwa Capital Mkt	Tencent Holdings Euro Put Wts Sep 2012	0.117	200 per 100 units	2012/09/03	128,000,000	2012/05/29
18675	BOCI Asia Ltd.	Anhui Conch European Warrants Dec 2012 A	0.180	26.880	2012/12/10	100,000,000	2012/05/30
18676	BOCI Asia Ltd.	Ch Overseas European Warrants Feb 2013 A	0.150	18.000	2013/02/21	100,000,000	2012/05/30
18674	BOCI Asia Ltd.	Ping An European Warrants Oct 2012 A	0.220	68.000	2012/10/03	100,000,000	2012/05/30
18666	Goldman Sachs SP (Asia)	Anhui Conch European Wts Jan 2013A	0.288	24.800	2013/01/14	120,000,000	2012/05/30
18664	Goldman Sachs SP (Asia)	CC Bank European Wts Dec 2012 C	0.313	5.50 per unit	2012/12/10	120,000,000	2012/05/30
18663	Goldman Sachs Sp (Asia)	ICBC European Warrants Sep 2012 A	0.220	4.68 per unit	2012/09/03	120,000,000	2012/05/30
18665	Goldman Sachs Sp (Asia)	ICBC European Warrants Jan 2013 A	0.254	5.20 per unit	2013/01/14	120,000,000	2012/05/30
18667	Goldman Sachs SP (Asia)	ZTE European Warrants Jun 2013 A	0.267	17.480	2013/06/24	120,000,000	2012/05/30
18668	HK Bank	HSI European Warrants Oct 2012 A	0.150	18,400 per 10,000 units	2012/10/30	200,000,000	2012/05/30
18669	HK Bank	HSI European Warrants Dec 2012 D	0.150	19,000 per 10,000 units	2012/12/28	200,000,000	2012/05/30
18670	HK Bank	HSI European Put Warrants Dec 2012 E	0.150	19,000 per 12,000 units	2012/12/28	200,000,000	2012/05/30
18683	Macquarie Bank Ltd.	Galaxy Ent European Wts Dec 2012 A	0.250	22.880	2012/12/04	180,000,000	2012/05/30
18682	Macquarie Bank Ltd.	Sands China European Wts Dec 2012 A	0.250	32.880	2012/12/04	180,000,000	2012/05/30
18680	CC Rabobank B.A.	Anhui Conch European Warrants Dec 2012 A	0.250	25.000	2012/12/10	80,000,000	2012/05/30
18681	CC Rabobank B.A.	Ch Comm Cons European Warrants Dec 2012 A	0.500	8 per unit	2012/12/10	80,000,000	2012/05/30
18677	CC Rabobank B.A.	Sinopec Corp European Warrants Dec 2012 A	0.300	8.20 per unit	2012/12/17	80,000,000	2012/05/30
18679	CC Rabobank B.A.	China Tel European Warrants Oct 2012 A	0.150	4.09 per unit	2012/10/11	80,000,000	2012/05/30
18678	CC Rabobank B.A.	GAC European Warrants Dec 2012 A	0.600	7.28 per unit	2012/12/03	50,000,000	2012/05/30
18671	Standard Chartered Bank	China Coal European Wts Apr 2013 A	0.440	9.38 per unit	2013/04/12	50,000,000	2012/05/30
18672	Standard Chartered Bank	YZ Coal European Warrants Aug 2013A	0.150	18.520	2013/08/27	100,000,000	2012/05/30
18673	Standard Chartered Bank	YZ Coal European Warrants Dec 2013A	0.250	14.280	2013/12/03	100,000,000	2012/05/30
18687	SGA Societe Generale Acceptance N.V.	HWL Eur Wt Dec 2012 A	0.440	67.880	2012/12/03	150,000,000	2012/05/30
18689	UBS AG	Minsheng Bank European Warrants Nov 2012 A	0.360	8.18 per unit	2012/11/30	100,000,000	2012/05/30
18684	UBS AG	A50 China European Warrants Sep 2014 A	0.170	11.020	2014/09/15	300,000,000	2012/05/30
18688	UBS AG	HSCEI European Warrants Nov 2012 A	0.150	10,500 per 3,500 units	2012/11/29	100,000,000	2012/05/30

Newly listed derivative warrants (continued)

Code	Issuer	Name of issue	Issue prices (HK\$)	Strike level/ Subscription price (HK\$) per 10 units	Subscription/ exercise period	Unit issued on initial listing	Listing date
18685	UBS AG	ICBC European Warrants Oct 2012 B	0.150	5.39 per unit	2012/10/08	100,000,000	2012/05/30
18686	UBS AG	PetroChina European Warrants Dec 2013 A	0.150	11.020	2013/12/20	200,000,000	2012/05/30
18690	UBS AG	Yanzhou Coal European Wts Jun 2013 A	0.250	13.680	2013/06/17	100,000,000	2012/05/30
18698	BOCI Asia Ltd.	China Shenhua European Warrants Apr 2013 A	0.180	36.000	2013/04/03	100,000,000	2012/05/31
18697	BOCI Asia Ltd.	Li & Fung European Warrants Jul 2013 A	0.250	16.000	2013/07/02	100,000,000	2012/05/31
18714	Credit Suisse AG	AIA European Warrants Oct 2012 C	0.200	24.900	2012/10/29	100,000,000	2012/05/31
18716	Credit Suisse AG	China Mobile European Warrants Sep 2012 E	0.320	82.900	2012/09/28	100,000,000	2012/05/31
18715	Credit Suisse AG	China Shenhua European Wts Jan 2013 A	0.150	33.400	2013/01/07	100,000,000	2012/05/31
18713	Credit Suisse AG	Ping An European Warrants Oct 2012 B	0.150	72.900	2012/10/29	100,000,000	2012/05/31
18702	Goldman Sachs SP (Asia)	China Mobile Euro Wts Sep 2012 D	0.436	82.880	2012/09/24	120,000,000	2012/05/31
18700	Goldman Sachs SP (Asia)	CPIC European Warrants Dec 2012 A	0.252	24.000	2012/12/17	120,000,000	2012/05/31
18699	Goldman Sachs SP (Asia)	China Tel European Wts Dec 2012 A	0.268	4.08 per unit	2012/12/24	120,000,000	2012/05/31
18701	Goldman Sachs SP (Asia)	Hutchison European Wts Dec 2012 B	0.498	66.880	2012/12/31	120,000,000	2012/05/31
18703	Goldman Sachs SP (Asia)	Sands China Eur Put Wts Dec 2012 A	0.427	25.000	2012/12/27	120,000,000	2012/05/31
18696	Macquarie Bank Ltd.	Want Want China European Wts Apr 2014 B	0.250	9.880	2014/04/02	180,000,000	2012/05/31
18710	CC Rabobank B.A.	China Railway European Wts Dec 2012 A	0.250	3.51 per unit	2012/12/03	80,000,000	2012/05/31
18709	CC Rabobank B.A.	GCL-Poly Energy European Wts Dec 2012 A	0.210	1.99 per unit	2012/12/10	100,000,000	2012/05/31
18707	CC Rabobank B.A.	Galaxy Ent European Warrants Dec 2012 B	0.250	20.380	2012/12/03	100,000,000	2012/05/31
18706	CC Rabobank B.A.	Galaxy Ent European Put Wts Dec 2012 A	0.250	16.280	2012/12/03	100,000,000	2012/05/31
18708	CC Rabobank B.A.	SJM Holdings European Warrants May 2013 A	0.250	14.680	2013/05/13	100,000,000	2012/05/31
18704	Standard Chartered Bank	BOC HK European Wts Jul 2013 A	0.170	23.880	2013/07/02	100,000,000	2012/05/31
18711	Standard Chartered Bank	Ch Comm Cons Eur Wts Feb 2013 A	0.500	8.88 per unit	2013/02/28	100,000,000	2012/05/31
18712	Standard Chartered Bank	Ch Comm Cons Eur Wts Dec 2013 A	0.150	6.890	2013/12/20	100,000,000	2012/05/31
18705	Standard Chartered Bank	Hutchison Euro Euro Wts Mar 2013 B	0.400	72.880	2013/03/28	100,000,000	2012/05/31
18693	SGA Societe Generale Acceptance N.V.	Anhui Conch Eu Wt Dec12A	0.250	23.880	2012/12/03	100,000,000	2012/05/31
18694	SGA Societe Generale Acceptance N.V.	Anhui Conch Eu Wt Feb13A	0.250	26.880	2013/02/27	100,000,000	2012/05/31
18695	SGA Societe Generale Acceptance N.V.	AIA Eur Wt Oct 2012 A	0.150	26.500	2012/10/03	100,000,000	2012/05/31
18692	SGA Societe Generale Acceptance N.V.	CNBM Eu Wt Dec 2012 B	0.150	11.000	2012/12/03	150,000,000	2012/05/31
18691	SGA Societe Generale Acceptance N.V.	JIANG Eu Wt Apr 2013A	0.150	20.000	2013/04/03	100,000,000	2012/05/31
18719	UBS AG	Galaxy Ent European Warrants Dec 2012 A	0.260	20.880	2012/12/10	100,000,000	2012/05/31
18720	UBS AG	Sands China European Warrants Dec 2012 A	0.300	27.880	2012/12/10	100,000,000	2012/05/31
18718	UBS AG	Tencent Holdings European Warrants Oct 2012 D	0.150	240.08 per 100 units	2012/10/24	100,000,000	2012/05/31
18717	UBS AG	Wynn Macau European Warrants Dec 2012 A	0.270	20.880	2012/12/17	100,000,000	2012/05/31
16579 *	Merrill Lynch Int'l & Co. C.V.	HSI Euro Put Wts Sep 2012 D	0.083	17,000 per 8,000 units	2012/09/27	150,000,000	2012/05/31
18737	Bank of East Asia	Belle European Warrants Sep 2013 A	0.250	14.188	2013/09/26	110,000,000	2012/06/01
18736	Bank of East Asia	China COSCO European Warrants Dec 2012 A	0.250	4.919 per unit	2012/12/21	45,000,000	2012/06/01
18721	Goldman Sachs SP (Asia)	CITIC Pacific Euro Wts Apr 2013 A	0.155	12.880	2013/04/29	120,000,000	2012/06/01
18725	Macquarie Bank Ltd.	Anhui Conch European Wts Dec 2012 A	0.250	25.000	2012/12/04	200,000,000	2012/06/01
18730	Macquarie Bank Ltd.	BOCL European Warrants Jun 2013 A	0.250	3.33 per unit	2013/06/03	100,000,000	2012/06/01
18724	Macquarie Bank Ltd.	CITIC Bank European Warrants Dec 2012A	0.250	4.50 per unit	2012/12/04	100,000,000	2012/06/01
18722	Macquarie Bank Ltd.	China Unicom European Wts Sep 2013 C	0.250	11.000	2013/09/03	200,000,000	2012/06/01
18731	Macquarie Bank Ltd.	NVC Lighting Euro Warrants Dec 2012 A	0.250	2.20 per unit	2012/12/04	80,000,000	2012/06/01
18723	Macquarie Bank Ltd.	Stanchart European Warrants Nov 2013 A	0.250	180 per 100 units	2013/11/04	200,000,000	2012/06/01

Newly listed derivative warrants (continued)

Code	Issuer	Name of issue	Issue prices (HK\$)	Strike level/ Subscription price (HK\$) per 10 units	Subscription/ exercise period	Unit issued on initial listing	Listing date
18727	Standard Chartered Bank	Cheung Kong European Wts Jul 2016A	0.250	88.88 per 100 units	2016/07/28	200,000,000	2012/06/01
18726	Standard Chartered Bank	Jiangxi Copper Euro Wts Mar 2013 A	0.150	19.020	2013/03/21	100,000,000	2012/06/01
18729	SGA Societe Generale Acceptance N.V.	CHALCO Eu Wt Dec 12 A	0.250	3.88 per unit	2012/12/03	50,000,000	2012/06/01
18728	SGA Societe Generale Acceptance N.V.	CPIC Euro Wts Apr 13 A	0.250	26.000	2013/04/29	100,000,000	2012/06/01
18735	UBS AG	AIA European Warrants Oct 2012 B	0.190	24.930	2012/10/29	100,000,000	2012/06/01
18732	UBS AG	BankComm European Warrants Dec 2012 A	0.370	5.38 per unit	2012/12/10	100,000,000	2012/06/01
18734	UBS AG	China Mobile European Warrants Sep 2012 C	0.320	82.930	2012/09/24	200,000,000	2012/06/01
18733	UBS AG	HSI European Put Warrants Dec 2012 F	0.210	18,000 per 7,200 units	2012/12/28	300,000,000	2012/06/01
18746	BNP Paribas Arbit Issu B.V.	China Tel Euro Wts Apr 2013 A	0.250	4.27 per unit	2013/04/02	94,000,000	2012/06/04
18747	BNP Paribas Arbit Issu B.V.	China Unicom Euro Wt Oct 2014A	0.250	12.780	2014/10/06	100,000,000	2012/06/04
18744	Goldman Sachs SP (Asia)	HSI European Put Wts Dec 2012 A	0.251	18,800 per 7,700 units	2012/12/28	200,000,000	2012/06/04
18742	CC Rabobank B.A.	AIA European Warrants Mar 2013 A	0.250	26.180	2013/03/11	120,000,000	2012/06/04
18738	CC Rabobank B.A.	CITIC Pacific European Wts Apr 2013 A	0.160	12.900	2013/04/25	100,000,000	2012/06/04
18739	CC Rabobank B.A.	Esprit European Warrants Mar 2013 A	0.150	15.020	2013/03/18	100,000,000	2012/06/04
18740	CC Rabobank B.A.	Hutchison European Warrants Dec 2012 A	0.250	72.800	2012/12/04	120,000,000	2012/06/04
18741	CC Rabobank B.A.	Weichai Power European Wts Dec 2012 A	0.250	35.980	2012/12/04	100,000,000	2012/06/04
18745	SGA Societe Generale Acceptance N.V.	Ch Mob Eu Wt Oct 12 C	0.240	85.080	2012/10/03	200,000,000	2012/06/04
18743	SGA Societe Generale Acceptance N.V.	CNBM Eu Wt Jun 2013 A	0.150	12.000	2013/06/03	150,000,000	2012/06/04
18781	Daiwa Capital Mkt	BOC HK European Warrants Jul 2013 A	0.200	23.900	2013/07/09	108,000,000	2012/06/05
18782	Daiwa Capital Mkt	Sinopec Corp European Put Wts Dec 2012 A	0.250	6 per unit	2012/12/05	80,000,000	2012/06/05
18786	Bank of East Asia	CITIC Pacific European Wts Apr 2013 A	0.150	12.860	2013/04/26	120,000,000	2012/06/05
18789	Bank of East Asia	China Overseas Euro Warrants Jun 2013 A	0.250	19.688	2013/06/26	80,000,000	2012/06/05
18788	Bank of East Asia	Dongfeng European Warrants Mar 2013 A	0.250	15.489	2013/03/26	100,000,000	2012/06/05
18784	Bank of East Asia	Galaxy Ent European Warrants Dec 2012 A	0.150	26.050	2012/12/27	80,000,000	2012/06/05
18787	Bank of East Asia	HKEx European Warrants Dec 2013 A	0.250	100 per 100 units	2013/12/23	150,000,000	2012/06/05
18753	Goldman Sachs SP (Asia)	HSI European Warrants Dec 2012 C	0.250	18,288 per 7,000 units	2012/12/28	200,000,000	2012/06/05
18752	Goldman Sachs SP (Asia)	HSI European Put Wts Dec 2012 B	0.201	18,000 per 7,200 units	2012/12/28	200,000,000	2012/06/05
18779	HK Bank	HSCEI European Warrants Sep 2013 A	0.250	9,000 per 6,000 units	2013/09/27	150,000,000	2012/06/05
18780	HK Bank	HSCEI European Put Warrants Sep 2013 B	0.250	9,200 per 6,000 units	2013/09/27	150,000,000	2012/06/05
18762	HK Bank	HSI European Warrants Dec 2012 F	0.210	18,088 per 9,000 units	2012/12/28	200,000,000	2012/06/05
18763	HK Bank	HSI European Warrants Dec 2012 G	0.250	16,900 per 10,000 units	2012/12/28	200,000,000	2012/06/05
18776	HK Bank	HSI European Warrants Dec 2012 J	0.250	17,400 per 9,000 units	2012/12/28	200,000,000	2012/06/05
18764	HK Bank	HSI European Put Warrants Dec 2012 H	0.250	18,400 per 7,500 units	2012/12/28	200,000,000	2012/06/05
18765	HK Bank	HSI European Put Warrants Dec 2012 I	0.250	20,200 per 10,000 units	2012/12/28	200,000,000	2012/06/05
18778	Macquarie Bank Ltd.	BYD European Warrants Nov 2012 A	0.150	20.020	2012/11/12	180,000,000	2012/06/05
18766	Macquarie Bank Ltd.	Ch State Con European Wts May 2014 A	0.250	7.080	2014/05/05	150,000,000	2012/06/05
18761	Macquarie Bank Ltd.	Geely Auto European Wts Nov 2012 A	0.157	3.68 per unit	2012/11/27	100,000,000	2012/06/05
18749	Merrill Lynch Int'l & Co. C.V.	HSI European Wts Oct 2012 D	0.151	18,400 per 10,000 units	2012/10/30	100,000,000	2012/06/05
18750	Merrill Lynch Int'l & Co. C.V.	HSI European Wts Nov 2012 C	0.151	19,000 per 9,400 units	2012/11/29	100,000,000	2012/06/05
18751	Merrill Lynch Int'l & Co. C.V.	Hutchison Eur Wt Sep 2012 B	0.153	73.890	2012/09/19	80,000,000	2012/06/05
18760	Nomura Int'l plc	CNBM European Warrants Dec 2012 A	0.150	9.990	2012/12/31	100,000,000	2012/06/05
18759	Nomura Int'l plc	A50 China European Warrants Sep 2014 A	0.150	11.020	2014/09/15	100,000,000	2012/06/05
18756	Nomura Int'l plc	Jiangxi Copper European Put Wts Dec 2012 A	0.250	15.000	2012/12/31	100,000,000	2012/06/05

Newly listed derivative warrants (continued)

Code	Issuer	Name of issue	Issue prices (HK\$)	Strike level/ Subscription price (HK\$) per 10 units	Subscription/ exercise period	Unit issued on initial listing	Listing date
18758	Nomura Int'l plc	NVC Lighting European Warrants Dec 2012 A	0.250	2.50 per unit	2012/12/05	50,000,000	2012/06/05
18757	Nomura Int'l plc	Tencent Holdings Euro Put Wts Oct 2012 A	0.150	195.10 per 100 units	2012/10/11	100,000,000	2012/06/05
18777	CC Rabobank B.A.	CHALCO European Warrants Dec 2012 A	0.250	3.90 per unit	2012/12/10	80,000,000	2012/06/05
18772	CC Rabobank B.A.	China Oilfield European Wts Dec 2013 A	0.250	12.280	2013/12/27	100,000,000	2012/06/05
18775	CC Rabobank B.A.	ChiUnicom European Warrants Apr 2014 A	0.250	11.980	2014/04/29	100,000,000	2012/06/05
18774	CC Rabobank B.A.	Luk Fook Hold European Wts Jan 2013 A	0.250	21.000	2013/01/21	80,000,000	2012/06/05
18773	CC Rabobank B.A.	Sany Int'l European Warrants Dec 2012 A	0.500	6.38 per unit	2012/12/10	80,000,000	2012/06/05
18769	Standard Chartered Bank	CC Bank European Wts Dec 2012 A	0.430	5.08 per unit	2012/12/05	100,000,000	2012/06/05
18770	Standard Chartered Bank	CC Bank European Wts Feb 2013 A	0.270	5.88 per unit	2013/02/05	100,000,000	2012/06/05
18771	Standard Chartered Bank	CC Bank European Wts Aug 2013 A	0.290	6.28 per unit	2013/08/08	100,000,000	2012/06/05
18768	Standard Chartered Bank	Lenovo European Wts Feb 2013 A	0.355	8.88 per unit	2013/02/05	100,000,000	2012/06/05
18767	Standard Chartered Bank	Lenovo European Wts May 2014 A	0.159	6.710	2014/05/23	100,000,000	2012/06/05
18755	SGA Societe Generale Acceptance N.V.	BOCL Eu Wt Dec 2012 A	0.150	3.08 per unit	2012/12/24	100,000,000	2012/06/05
18754	SGA Societe Generale Acceptance N.V.	Tencent Eu Put Wt Feb13A	0.250	205.88 per 100 units	2013/02/04	300,000,000	2012/06/05
18797	Credit Suisse AG	China Life European Warrants Dec 2012 A	0.150	20.450	2012/12/10	80,000,000	2012/06/06
18801	Credit Suisse AG	CNOOC European Warrants Dec 2012 A	0.150	14.400	2012/12/21	80,000,000	2012/06/06
18809	Daiwa Capital Mkt	Agricultural Bank Euro Put Wt Jan 2013 A	0.250	2.68 per unit	2013/01/02	80,000,000	2012/06/06
18802	Goldman Sachs SP (Asia)	China Unicom Euro Wts Apr 2013 A	0.151	12.000	2013/04/02	120,000,000	2012/06/06
18790	Goldman Sachs SP (Asia)	HSCEI European Warrants Nov 2012 C	0.152	10,488 per 3,500 units	2012/11/29	100,000,000	2012/06/06
18799	Goldman Sachs SP (Asia)	Lenovo European Wts Feb 2013 A	0.752	7 per unit	2013/02/25	120,000,000	2012/06/06
18800	Goldman Sachs SP (Asia)	PetroChina European Wts Oct 2013 A	0.152	9.880	2013/10/25	120,000,000	2012/06/06
18792	HK Bank	China Mobile European Warrants Dec 2012 A	0.250	89.880	2012/12/10	120,000,000	2012/06/06
18793	HK Bank	China Mobile European Warrants Dec 2012 B	0.350	84.380	2012/12/10	120,000,000	2012/06/06
18791	HK Bank	HSI European Put Warrants Dec 2012 K	0.250	21,200 per 12,000 units	2012/12/28	200,000,000	2012/06/06
18804	HK Bank	HWL European Warrants Oct 2012 A	0.160	78.900	2012/10/22	120,000,000	2012/06/06
18803	HK Bank	HWL European Warrants Dec 2012 A	0.150	85.000	2012/12/03	120,000,000	2012/06/06
18805	HK Bank	HWL European Warrants Dec 2012 B	0.250	72.880	2012/12/10	120,000,000	2012/06/06
18798	Macquarie Bank Ltd.	Gome European Warrants May 2013 A	0.250	1.50 per unit	2013/05/03	80,000,000	2012/06/06
18806	SGA Societe Generale Acceptance N.V.	Ch Mob Eu Wt Nov 12 A	0.420	80.000	2012/11/05	200,000,000	2012/06/06
18807	SGA Societe Generale Acceptance N.V.	Ch Mob Eu Wt Nov 12 B	0.190	88.880	2012/11/07	200,000,000	2012/06/06
18808	SGA Societe Generale Acceptance N.V.	Ch Mob Eu Wt Nov 12 C	0.150	95.000	2012/11/19	200,000,000	2012/06/06
16577 #	Merrill Lynch Int'l & Co. C.V.	HSI European Wts Aug 2012	0.049	19,900 per 7,200 units	2012/08/30	220,000,000	2012/06/06
18813	BOCI Asia Ltd.	HSI European Put Warrants Mar 2013 A	0.250	17,400 per 7,000 units	2013/03/27	100,000,000	2012/06/07
18812	BOCI Asia Ltd.	Hutchison European Warrants Dec 2012 A	0.250	76.000	2012/12/04	100,000,000	2012/06/07
18811	Daiwa Capital Mkt	Agricultural Bank European Wts Dec 2012 B	0.250	3.38 per unit	2012/12/18	128,000,000	2012/06/07
18822	HK Bank	AIA European Warrants Dec 2012 A	0.150	28.280	2012/12/28	120,000,000	2012/06/07
18823	HK Bank	AIA European Warrants Dec 2012 B	0.250	24.380	2012/12/10	120,000,000	2012/06/07
18824	HK Bank	AIA European Put Warrants Dec 2012 C	0.170	23.500	2012/12/10	80,000,000	2012/06/07
18820	HK Bank	CC Bank European Warrants Nov 2012 A	0.210	5.79 per unit	2012/11/26	80,000,000	2012/06/07
18821	HK Bank	CC Bank European Warrants Mar 2013 A	0.150	6.88 per unit	2013/03/25	80,000,000	2012/06/07
18817	HK Bank	China Life European Warrants Dec 2012 A	0.250	17.280	2012/12/10	120,000,000	2012/06/07
18818	HK Bank	China Life European Warrants Dec 2012 B	0.160	19.820	2012/12/28	120,000,000	2012/06/07
18819	HK Bank	CNOOC European Warrants Dec 2012 A	0.160	14.380	2012/12/21	100,000,000	2012/06/07

Newly listed derivative warrants (continued)

Code	Issuer	Name of issue	Issue prices (HK\$)	Strike level/ Subscription price (HK\$) per 10 units	Subscription/ exercise period	Unit issued on initial listing	Listing date
18833	J P Morgan Int'l Der. Ltd.	HSCEI European Wts Sep 2013 A	0.250	10,000 per 4,800 units	2013/09/27	300,000,000	2012/06/07
18832	J P Morgan Int'l Der. Ltd.	HSCEI European Wts Dec 2013 A	0.158	10,600 per 5,000 units	2013/12/30	300,000,000	2012/06/07
18830	J P Morgan SP BV	HSCEI European Put Warrants Dec 2012 C	0.250	9,800 per 5,200 units	2012/12/28	300,000,000	2012/06/07
18831	J P Morgan SP BV	HSCEI European Put Warrants Jun 2013 A	0.250	9,000 per 5,000 units	2013/06/27	300,000,000	2012/06/07
18828	J P Morgan SP BV	HSI European Warrants Dec 2012 B	0.175	18,000 per 9,000 units	2012/12/28	300,000,000	2012/06/07
18829	J P Morgan SP BV	HSI European Put Warrants Dec 2012 C	0.196	18,000 per 7,200 units	2012/12/28	300,000,000	2012/06/07
18827	J P Morgan SP BV	HSI European Put Warrants Mar 2013 A	0.250	17,400 per 7,200 units	2013/03/27	300,000,000	2012/06/07
18814	Macquarie Bank Ltd.	China Life European Wts Nov 2012 A	0.203	18.000	2012/11/19	200,000,000	2012/06/07
18815	Macquarie Bank Ltd.	China Mobile European Wts Jan 2013 A	0.487	82.500	2013/01/03	200,000,000	2012/06/07
18816	Macquarie Bank Ltd.	China Mobile European Wts Jan 2013 B	0.335	87.500	2013/01/03	200,000,000	2012/06/07
18825	Macquarie Bank Ltd.	HKEx European Warrants Apr 2013 A	0.182	100 per 100 units	2013/04/02	200,000,000	2012/06/07
18810	Merrill Lynch Int'l & Co. C.V.	Ch Mobile Eur Wt Oct 2012 B	0.155	88.890	2012/10/22	80,000,000	2012/06/07
18826	UBS AG	China Mobile European Warrants Oct 2012 D	0.420	80.050	2012/10/26	200,000,000	2012/06/07
18869	Credit Suisse AG	HSI European Warrants Nov 2012 B	0.200	18,050 per 8,000 units	2012/11/29	300,000,000	2012/06/08
18870	Credit Suisse AG	HSI European Warrants Dec 2012 F	0.150	19,000 per 10,000 units	2012/12/28	300,000,000	2012/06/08
18868	Credit Suisse AG	HSI European Put Warrants Dec 2012 E	0.180	17,950 per 7,200 units	2012/12/28	300,000,000	2012/06/08
18867	Credit Suisse AG	Hutchison European Warrants Dec 2012 A	0.250	71.380	2012/12/10	70,000,000	2012/06/08
18866	Credit Suisse AG	Sands China European Warrants Nov 2012 A	0.200	30.000	2012/11/09	70,000,000	2012/06/08
18877	Daiwa Capital Mkt	HKEx European Warrants Mar 2013 A	0.250	90.88 per 100 units	2013/03/15	128,000,000	2012/06/08
18837	Goldman Sachs SP (Asia)	Galaxy Ent Euro Wts Dec 2012 A	0.264	18.880	2012/12/17	120,000,000	2012/06/08
18835	Goldman Sachs SP (Asia)	HSBC European Put Wts Jan 2013 B	0.269	50.000	2013/01/14	120,000,000	2012/06/08
18834	Goldman Sachs SP (Asia)	HSI European Warrants Dec 2012 D	0.252	17,700 per 8,000 units	2012/12/28	120,000,000	2012/06/08
18838	Goldman Sachs SP (Asia)	Ping An European Wts Dec 2012 A	0.471	63.880	2012/12/24	120,000,000	2012/06/08
18836	Goldman Sachs SP (Asia)	Sands China Euro Wts Dec 2012 B	0.266	29.280	2012/12/17	120,000,000	2012/06/08
18860	HK Bank	Agricultural Bank European Warrants Dec 2012 A	0.250	3.28 per unit	2012/12/10	60,000,000	2012/06/08
18862	HK Bank	BOC HK European Warrants Dec 2014 A	0.250	26.000	2014/12/22	100,000,000	2012/06/08
18858	HK Bank	Cheung Kong European Warrants Dec 2012 A	0.250	102.880	2012/12/10	120,000,000	2012/06/08
18861	HK Bank	Minsheng Bank European Warrants Dec 2012 A	0.250	8.50 per unit	2012/12/10	50,000,000	2012/06/08
18859	HK Bank	China Tel European Warrants Dec 2012 A	0.250	4.08 per unit	2012/12/10	60,000,000	2012/06/08
18863	HK Bank	China Unicom European Warrants Sep 2013 A	0.150	13.180	2013/09/30	120,000,000	2012/06/08
18872	HK Bank	China Unicom European Warrants Dec 2013 A	0.250	11.280	2013/12/27	120,000,000	2012/06/08
18854	J P Morgan Int'l Der. Ltd.	CC Bank European Wts Dec 2012 A	0.298	5.50 per unit	2012/12/03	200,000,000	2012/06/08
18855	J P Morgan Int'l Der. Ltd.	CC Bank European Wts Jan 2013 A	0.250	6 per unit	2013/01/02	200,000,000	2012/06/08
18840	J P Morgan SP BV	China Life European Warrants Jan 2013 A	0.150	19.800	2013/01/02	300,000,000	2012/06/08
18847	J P Morgan SP BV	China Life European Warrants Mar 2013 A	0.250	18.280	2013/03/04	300,000,000	2012/06/08
18871	J P Morgan SP BV	China Life European Put Wts Mar 2013 B	0.250	18.000	2013/03/27	150,000,000	2012/06/08
18842	J P Morgan SP BV	China Mob European Wts Dec 2012 A	0.295	83.880	2012/12/10	150,000,000	2012/06/08
18839	J P Morgan SP BV	China Mob European Put Wts Jan 2013 A	0.477	75.000	2013/01/02	100,000,000	2012/06/08
18846	J P Morgan SP BV	CNOOC European Warrants Dec 2012 A	0.150	14.380	2012/12/19	200,000,000	2012/06/08
18857	J P Morgan SP BV	HSBC European Warrants Dec 2012 B	0.150	70.000	2012/12/03	200,000,000	2012/06/08
18875	J P Morgan Int'l Der. Ltd.	HSCEI European Wts Sep 2014 A	0.250	12,000 per 4,800 units	2014/09/29	300,000,000	2012/06/08
18874	J P Morgan SP BV	HSI European Warrants Sep 2014 A	0.250	22,000 per 8,000 units	2014/09/29	300,000,000	2012/06/08
18843	J P Morgan SP BV	Hutchison European Warrants Jan 2013 A	0.340	68.880	2013/01/02	150,000,000	2012/06/08

Newly listed derivative warrants (continued)

Code	Issuer	Name of issue	Issue prices (HK\$)	Strike level/ Subscription price (HK\$) per 10 units	Subscription/ exercise period	Unit issued on initial listing	Listing date
18844	J P Morgan SP BV	Hutchison European Warrants Jan 2013 B	0.250	73.880	2013/01/02	150,000,000	2012/06/08
18853	J P Morgan SP BV	ICBC European Warrants Jan 2013 A	0.250	5 per unit	2013/01/02	200,000,000	2012/06/08
18856	J P Morgan SP BV	PetroChina European Warrants Jan 2014 A	0.150	10.800	2014/01/02	388,000,000	2012/06/08
18845	J P Morgan SP BV	Tencent European Warrants Dec 2012 B	0.250	225 per 100 units	2012/12/24	200,000,000	2012/06/08
18852	CC Rabobank B.A.	China Coal European Warrants Dec 2012 A	0.350	8.80 per unit	2012/12/10	80,000,000	2012/06/08
18848	CC Rabobank B.A.	CITIC Bank European Warrants Nov 2012 A	0.160	4.51 per unit	2012/11/27	100,000,000	2012/06/08
18851	CC Rabobank B.A.	Minsheng Bank European Wts Dec 2012 A	0.280	8.30 per unit	2012/12/10	80,000,000	2012/06/08
18849	CC Rabobank B.A.	Datang European Warrants Jan 2013 A	0.250	3 per unit	2013/01/21	80,000,000	2012/06/08
18850	CC Rabobank B.A.	Yanzhou Coal European Warrants Sep 2013 A	0.250	14.000	2013/09/23	120,000,000	2012/06/08
18865	Standard Chartered Bank	China Mobile Euro Wts Feb 2013 A	0.430	86.680	2013/02/28	65,000,000	2012/06/08
18864	Standard Chartered Bank	China Unicom Euro Wts Oct 2014 A	0.250	11.880	2014/10/30	50,000,000	2012/06/08
18873	Standard Chartered Bank	NCI European Warrants Nov 2013 A	0.350	44.880	2013/11/01	50,000,000	2012/06/08
18909	BNP Paribas Arbit Issu B.V.	Ch Mobile Euro Wts Nov 2012 B	0.150	88.880	2012/11/02	200,000,000	2012/06/11
18905	BNP Paribas Arbit Issu B.V.	HSI European Wts Dec 2012 B	0.160	18,500 per 7,000 units	2012/12/28	200,000,000	2012/06/11
18906	BNP Paribas Arbit Issu B.V.	HSI Euro Put Wts Dec 2012 C	0.250	17,000 per 7,000 units	2012/12/28	200,000,000	2012/06/11
18907	BNP Paribas Arbit Issu B.V.	Hutchison Euro Wts Jan 2013 A	0.250	75.000	2013/01/03	120,000,000	2012/06/11
18908	BNP Paribas Arbit Issu B.V.	Hutchison Euro Put Wt Feb 13 A	0.250	50.000	2013/02/04	120,000,000	2012/06/11
18927	Credit Suisse AG	A50 China European Warrants Jun 2013 A	0.150	9.600	2013/06/07	80,000,000	2012/06/11
18925	Credit Suisse AG	HKEx European Warrants Nov 2012 B	0.150	92 per 100 units	2012/11/30	80,000,000	2012/06/11
18924	Credit Suisse AG	HKEx European Warrants Mar 2013 A	0.150	100 per 100 units	2013/03/28	80,000,000	2012/06/11
18926	Credit Suisse AG	HKEx European Warrants Nov 2013 A	0.150	108 per 100 units	2013/11/29	80,000,000	2012/06/11
18928	Credit Suisse AG	HSI European Warrants Sep 2012 C	0.150	17,300 per 10,000 units	2012/09/27	300,000,000	2012/06/11
18921	Credit Suisse AG	Jiangxi Copper European Wts Mar 2013 B	0.180	17.900	2013/03/28	80,000,000	2012/06/11
18922	Credit Suisse AG	PetroChina European Warrants Jan 2013 A	0.150	9.000	2013/01/31	80,000,000	2012/06/11
18923	Credit Suisse AG	Ping An European Warrants Dec 2012 C	0.400	60.880	2012/12/14	80,000,000	2012/06/11
18920	Credit Suisse AG	SHK Ppt European Warrants Nov 2013 A	0.180	72.30 per 100 units	2013/11/29	80,000,000	2012/06/11
18912	Goldman Sachs SP (Asia)	China Life Euro Wts Oct 2012 B	0.200	16.880	2012/10/22	120,000,000	2012/06/11
18913	Goldman Sachs SP (Asia)	China Mobile Euro Wts Dec 2012 A	0.422	81.800	2012/12/17	120,000,000	2012/06/11
18914	Goldman Sachs SP (Asia)	Ch Overseas European Wts Oct 2012 A	0.151	16.880	2012/10/30	120,000,000	2012/06/11
18911	Goldman Sachs SP (Asia)	HSBC European Warrants Dec 2012 A	0.513	60.880	2012/12/17	120,000,000	2012/06/11
18910	Goldman Sachs SP (Asia)	Hutchison European Wts Jan 2013 A	0.659	62.000	2013/01/28	120,000,000	2012/06/11
18930	J P Morgan SP BV	BOCL European Warrants Dec 2012 A	0.150	3.09 per unit	2012/12/21	200,000,000	2012/06/11
18896	J P Morgan SP BV	China Life European Warrants Dec 2012 A	0.260	16.880	2012/12/28	300,000,000	2012/06/11
18929	J P Morgan SP BV	A50 China European Warrants Dec 2012 A	0.520	11.80 per unit	2012/12/31	100,000,000	2012/06/11
18894	J P Morgan Int'l Der. Ltd.	HSCEI European Wts Mar 2013 A	0.250	9,400 per 5,200 units	2013/03/27	300,000,000	2012/06/11
18895	J P Morgan SP BV	HSI European Warrants Dec 2012 D	0.250	17,400 per 8,800 units	2012/12/28	300,000,000	2012/06/11
18902	Macquarie Bank Ltd.	CHALCO European Warrants Jan 2013 A	0.264	4 per unit	2013/01/03	60,000,000	2012/06/11
18901	Macquarie Bank Ltd.	China Unicom European Wts Nov 2013 A	0.251	10.000	2013/11/04	200,000,000	2012/06/11
18903	Macquarie Bank Ltd.	Jiangxi Copper European Wts Mar 2013 A	0.179	19.020	2013/03/21	150,000,000	2012/06/11
18891	Standard Chartered Bank	Anhui Conch Euro Wts Jun 2013 A	0.250	30.880	2013/06/26	50,000,000	2012/06/11
18893	Standard Chartered Bank	HSI European Warrants Sep 2012 C	0.175	17,215 per 10,000 units	2012/09/27	200,000,000	2012/06/11
18892	Standard Chartered Bank	Tencent Hldg Euro Wts Jan 2013 B	0.250	228.80 per 100 units	2013/01/30	65,000,000	2012/06/11
18915	SGA Societe Generale Acceptance N.V.	AGBK Eu Wt Dec 2012 A	0.260	3.18 per unit	2012/12/12	200,000,000	2012/06/11

Newly listed derivative warrants (continued)

Code	Issuer	Name of issue	Issue prices (HK\$)	Strike level/ Subscription price (HK\$) per 10 units	Subscription/ exercise period	Unit issued on initial listing	Listing date
18878	SGA Societe Generale Acceptance N.V.	AGBK Eu Wt Jan 2013 A	0.150	3.67 per unit	2013/01/02	200,000,000	2012/06/11
18890	SGA Societe Generale Acceptance N.V.	BOCHK Eu Wt Jun 2013A	0.160	23.880	2013/06/26	100,000,000	2012/06/11
18879	SGA Societe Generale Acceptance N.V.	CLife Eu Wt Oct 2012C	0.250	16.880	2012/10/31	300,000,000	2012/06/11
18880	SGA Societe Generale Acceptance N.V.	CLife Eu Wt Nov 2012A	0.220	18.000	2012/11/28	300,000,000	2012/06/11
18881	SGA Societe Generale Acceptance N.V.	CLife Eu Wt Dec 2012A	0.150	20.500	2012/12/03	300,000,000	2012/06/11
18882	SGA Societe Generale Acceptance N.V.	Ch Overseas Eu Wt Feb13A	0.170	18.000	2013/02/27	100,000,000	2012/06/11
18916	SGA Societe Generale Acceptance N.V.	HKEx Eu Wt Dec 2012 B	0.150	92 per 100 units	2012/12/05	300,000,000	2012/06/11
18884	SGA Societe Generale Acceptance N.V.	HKEx Eu Wt Mar 2013 A	0.170	100 per 100 units	2013/03/25	300,000,000	2012/06/11
18883	SGA Societe Generale Acceptance N.V.	HKEx Eu Wt Jul 2013 B	0.250	88.88 per 100 units	2013/07/08	300,000,000	2012/06/11
18918	SGA Societe Generale Acceptance N.V.	HSI Eur Wt Nov 2012 C	0.190	18,000 per 8,000 units	2012/11/29	300,000,000	2012/06/11
18919	SGA Societe Generale Acceptance N.V.	HSI Eu Put Wt Dec 12 A	0.250	18,000 per 8,000 units	2012/12/28	300,000,000	2012/06/11
18885	SGA Societe Generale Acceptance N.V.	ICBC Eu Wt Dec 2012 A	0.150	5.50 per unit	2012/12/03	200,000,000	2012/06/11
18886	SGA Societe Generale Acceptance N.V.	JIANC Eu Wt Jan 2013A	0.250	15.880	2013/01/30	100,000,000	2012/06/11
18917	SGA Societe Generale Acceptance N.V.	Tencent Eu Wt Dec 12 C	0.260	208.88 per 100 units	2012/12/17	300,000,000	2012/06/11
18887	UBS AG	China Tel European Warrants Dec 2012 A	0.280	3.50 per unit	2012/12/17	100,000,000	2012/06/11
18888	UBS AG	China Unicom European Warrants Aug 2013 A	0.163	11.020	2013/08/27	100,000,000	2012/06/11
18898	UBS AG	HKEx European Warrants Nov 2012 C	0.160	92.05 per 100 units	2012/11/28	300,000,000	2012/06/11
18904	UBS AG	HSI European Warrants Sep 2012 E	0.175	17,300 per 10,000 units	2012/09/27	300,000,000	2012/06/11
18899	UBS AG	HSI European Warrants Nov 2012 C	0.150	19,000 per 9,400 units	2012/11/29	300,000,000	2012/06/11
18897	UBS AG	Hutchison European Warrants Dec 2012 A	0.500	65.000	2012/12/17	200,000,000	2012/06/11
18889	UBS AG	Lenovo European Warrants Dec 2012 A	0.500	7.91 per unit	2012/12/11	100,000,000	2012/06/11
18900	UBS AG	PetroChina European Warrants Dec 2012 A	0.400	10.88 per unit	2012/12/17	100,000,000	2012/06/11
18945	BOCI Asia Ltd.	China Life European Put Warrants Mar 2013 A	0.250	17.280	2013/03/04	100,000,000	2012/06/12
18946	BOCI Asia Ltd.	Sinopec Corp European Warrants Jan 2013 A	0.250	8.50 per unit	2013/01/07	100,000,000	2012/06/12
18953	BOCI Asia Ltd.	Tracker Fund European Put Warrants Apr 13 A	0.250	18.780	2013/04/15	100,000,000	2012/06/12
18957	BNP Paribas Arbit Issu B.V.	China Coal Euro Wts Jul 2013 A	0.560	8.38 per unit	2013/07/03	35,000,000	2012/06/12
18958	BNP Paribas Arbit Issu B.V.	Dongfeng Motor Eur Wt Jul 2013 A	0.250	14.280	2013/07/03	100,000,000	2012/06/12
18959	BNP Paribas Arbit Issu B.V.	Esprit European Wts Jul 2013 A	0.250	13.880	2013/07/03	100,000,000	2012/06/12
18956	BNP Paribas Arbit Issu B.V.	GCL-Poly Euro Wts Apr 2013 A	0.330	1.84 per unit	2013/04/02	100,000,000	2012/06/12
18951	Goldman Sachs SP (Asia)	AIA European Warrants Dec 2012 A	0.250	25.680	2012/12/24	120,000,000	2012/06/12
18952	Goldman Sachs SP (Asia)	China Mobile Eu Put Wts Dec 2012 B	0.251	64.800	2012/12/24	120,000,000	2012/06/12
18941	Goldman Sachs SP (Asia)	Ch Overseas Euro Put Wt Jun 2013 A	0.279	15.000	2013/06/24	120,000,000	2012/06/12
18940	Goldman Sachs SP (Asia)	Sinopec Corp European Wts Dec 2012 A	0.467	7.28 per unit	2012/12/28	120,000,000	2012/06/12
18943	Goldman Sachs SP (Asia)	Ping An European Wts Oct 2012 B	0.513	55.000	2012/10/22	120,000,000	2012/06/12
18950	HK Bank	Evergrande European Warrants Dec 2012 A	0.250	5 per unit	2012/12/17	50,000,000	2012/06/12
18948	HK Bank	Galaxy Ent European Warrants Dec 2012 A	0.250	20.280	2012/12/17	80,000,000	2012/06/12
18949	HK Bank	Sands China European Warrants Dec 2012 A	0.250	31.500	2012/12/17	80,000,000	2012/06/12
18947	Macquarie Bank Ltd.	HKEx European Put Warrants Dec 2013 A	0.252	106.80 per 100 units	2013/12/03	200,000,000	2012/06/12
18933	Merrill Lynch Int'l & Co. C.V.	AIA Euro Wts Oct 2012 B	0.190	24.900	2012/10/29	60,000,000	2012/06/12
18935	Merrill Lynch Int'l & Co. C.V.	China Life Eu Wt Nov 2012 B	0.160	18.020	2012/11/19	80,000,000	2012/06/12
18937	Merrill Lynch Int'l & Co. C.V.	HKEx Euro Wts Nov 2013 A	0.151	108.10 per 100 units	2013/11/26	80,000,000	2012/06/12
18936	Merrill Lynch Int'l & Co. C.V.	HSBC Euro Wts Dec 2012 A	0.425	62.990	2012/12/17	40,000,000	2012/06/12
18938	Merrill Lynch Int'l & Co. C.V.	HSI European Wts Oct 2012 E	0.236	17,000 per 8,000 units	2012/10/30	100,000,000	2012/06/12

Newly listed derivative warrants (continued)

Code	Issuer	Name of issue	Issue prices (HK\$)	Strike level/ Subscription price (HK\$) per 10 units	Subscription/ exercise period	Unit issued on initial listing	Listing date
18932	Merrill Lynch Int'l & Co. C.V.	HSI European Wts Nov 2012 D	0.188	18,000 per 8,000 units	2012/11/29	100,000,000	2012/06/12
18931	Merrill Lynch Int'l & Co. C.V.	HSI Euro Put Wts Dec 2012 B	0.250	17,900 per 7,000 units	2012/12/28	100,000,000	2012/06/12
18944	Merrill Lynch Int'l & Co. C.V.	Hutchison Eur Wt Nov 2012 B	0.290	70.050	2012/11/19	40,000,000	2012/06/12
18934	Merrill Lynch Int'l & Co. C.V.	Ping An Euro Wts Dec 2012 B	0.460	57.990	2012/12/14	40,000,000	2012/06/12
18939	SGA Societe Generale Acceptance N.V.	Ping An Eu Wt Dec 12 A	0.410	61.000	2012/12/12	100,000,000	2012/06/12
18954	UBS AG	CITIC Sec European Warrants Dec 2012 A	0.250	15.880	2012/12/24	100,000,000	2012/06/12
18955	UBS AG	Tencent Holdings European Put Warrants Oct 2012 E	0.150	194.90 per 100 units	2012/10/08	100,000,000	2012/06/12
11332 #	J P Morgan SP BV	HSBC European Warrants Mar 2016	0.063	78 per 100 units	2016/03/30	700,000,000	2012/06/12
18961	BOCI Asia Ltd.	HSBC European Warrants Jan 2013 A	0.170	72.500	2013/01/03	100,000,000	2012/06/13
18968	BNP Paribas Arbit Issu B.V.	BOCHK European Wts Jan 2014 A	0.250	23.000	2014/01/03	100,000,000	2012/06/13
18972	BNP Paribas Arbit Issu B.V.	MTRC European Wts Jan 2014 A	0.310	25.500	2014/01/03	33,000,000	2012/06/13
18971	BNP Paribas Arbit Issu B.V.	Ting Yi European Wts Jan 2013 A	0.250	21.500	2013/01/03	100,000,000	2012/06/13
18969	BNP Paribas Arbit Issu B.V.	Zhaojin Mining Eu Wt Oct 2013A	0.250	11.400	2013/10/03	90,000,000	2012/06/13
18970	BNP Paribas Arbit Issu B.V.	ZTE European Wts Apr 2013 A	0.250	15.000	2013/04/03	100,000,000	2012/06/13
18963	CC Rabobank B.A.	Chi Res Land European Warrants Apr 2013 A	0.250	15.450	2013/04/15	100,000,000	2012/06/13
18964	CC Rabobank B.A.	MGM China European Warrants Feb 2013 A	0.250	12.300	2013/02/25	100,000,000	2012/06/13
18962	CC Rabobank B.A.	New World Dev European Warrants Dec 2012A	0.550	9.30 per unit	2012/12/21	60,000,000	2012/06/13
18966	Standard Chartered Bank	HKEx European Warrants Nov 2013 A	0.150	108.10 per 100 units	2013/11/26	80,000,000	2012/06/13
18965	Standard Chartered Bank	Tencent Hldg Euro Wts May 2013 B	0.360	200 per 100 units	2013/05/10	50,000,000	2012/06/13
18967	Standard Chartered Bank	Zijin Mining Euro Wts Jul 2013 A	0.450	2.88 per unit	2013/07/30	50,000,000	2012/06/13
18960	SGA Societe Generale Acceptance NV	Yanzhou Coal Eu Wt Jun13A	0.160	13.680	2013/06/10	100,000,000	2012/06/13
18974	UBS AG	HSBC European Warrants Dec 2012 A	0.400	63.000	2012/12/17	200,000,000	2012/06/13
18975	UBS AG	Hutchison European Warrants May 2013 A	0.150	54.88 per 100 units	2013/05/29	300,000,000	2012/06/13
18973	UBS AG	Ping An European Warrants Dec 2012 A	0.400	61.880	2012/12/17	100,000,000	2012/06/13
18986	Credit Suisse AG	HSI European Warrants Sep 2012 D	0.150	17,800 per 10,000 units	2012/09/27	300,000,000	2012/06/14
18987	Credit Suisse AG	Hutchison European Warrants Mar 2013 A	0.150	53 per 100 units	2013/03/28	80,000,000	2012/06/14
18980	Goldman Sachs SP (Asia)	CC Bank Euro Put Wts Dec 2012 D	0.437	5 per unit	2012/12/27	120,000,000	2012/06/14
18992	Goldman Sachs SP (Asia)	Cheung Kong Euro Wts Dec 2012 A	0.477	98.000	2012/12/27	120,000,000	2012/06/14
18979	Goldman Sachs SP (Asia)	China Res Gas European Wt Jun 13 A	0.260	15.880	2013/06/10	120,000,000	2012/06/14
18993	Goldman Sachs SP (Asia)	Hutchison European Wts Nov 2012 C	0.294	70.000	2012/11/19	120,000,000	2012/06/14
18981	Goldman Sachs SP (Asia)	Hutchison Euro Put Wts Dec 2012 C	0.526	60.000	2012/12/27	120,000,000	2012/06/14
18978	HK Bank	PetroChina European Warrants Dec 2013 A	0.150	10.820	2013/12/23	120,000,000	2012/06/14
18996	J P Morgan SP BV	HKEx European Put Wts Dec 2012 A	0.150	114.88 per 100 units	2012/12/21	200,000,000	2012/06/14
18988	CC Rabobank B.A.	Dongfang Elec European Wts Jan 2013 A	0.250	21.000	2013/01/21	80,000,000	2012/06/14
18989	CC Rabobank B.A.	Shanghai Electric European Wts Dec 2012 A	0.300	4.10 per unit	2012/12/17	80,000,000	2012/06/14
18990	CC Rabobank B.A.	ZTE European Warrants Jun 2013 A	0.250	17.200	2013/06/03	80,000,000	2012/06/14
18984	Standard Chartered Bank	CC Bank European Wts Nov 2012 A	0.180	6 per unit	2012/11/12	100,000,000	2012/06/14
18983	Standard Chartered Bank	ICBC European Warrants Feb 2013 A	0.300	4.88 per unit	2013/02/01	100,000,000	2012/06/14
18982	Standard Chartered Bank	Wynn Macau European Wts Jul 2013 A	0.250	22.880	2013/07/05	50,000,000	2012/06/14
18977	SGA Societe Generale Acceptance N.V.	Shenhua Eu Wt Jan 13 B	0.250	27.880	2013/01/07	100,000,000	2012/06/14
18976	SGA Societe Generale Acceptance N.V.	Sands China Eu Wt Nov12A	0.240	30.000	2012/11/14	100,000,000	2012/06/14
18994	UBS AG	ICBC European Warrants Nov 2012 A	0.150	5.89 per unit	2012/11/21	100,000,000	2012/06/14
18995	UBS AG	ICBC European Warrants Nov 2012 B	0.150	5.51 per unit	2012/11/28	100,000,000	2012/06/14

Newly listed derivative warrants (continued)

Code	Issuer	Name of issue	Issue prices (HK\$)	Strike level/ Subscription price (HK\$) per 10 units	Subscription/ exercise period	Unit issued on initial listing	Listing date
18985	UBS AG	Tencent Holdings European Put Warrants Jan 2013 B	0.220	205.68 per 100 units	2013/01/28	100,000,000	2012/06/14
18606 #	Merrill Lynch Int'l & Co. C.V.	HSI Euro Put Wts Aug 2012 E	0.111	18,200 per 8,000 units	2012/08/30	100,000,000	2012/06/14
19004	Goldman Sachs SP (Asia)	Belle Int'l Euro Wts Jun 2013 A	0.193	13.880	2013/06/28	120,000,000	2012/06/15
19005	Goldman Sachs SP (Asia)	A50 China Euro Put Wts Sep 2013 A	0.183	11.180	2013/09/23	120,000,000	2012/06/15
19003	Goldman Sachs SP (Asia)	Henganintl European Wts Nov 2012 B	0.249	88.880	2012/11/05	120,000,000	2012/06/15
19001	Goldman Sachs SP (Asia)	SHK Ppt European Wts Nov 2012 A	0.378	98.000	2012/11/12	120,000,000	2012/06/15
19002	Goldman Sachs SP (Asia)	SJM Holdings Euro Wts Jun 2013 A	0.260	15.000	2013/06/10	120,000,000	2012/06/15
19010	J P Morgan SP BV	CITIC Sec European Warrants May 2013 A	0.250	18.880	2013/05/02	100,000,000	2012/06/15
18999	Macquarie Bank Ltd.	CQRC Bank European Warrants Jan 2013 A	0.336	4 per unit	2013/01/03	150,000,000	2012/06/15
18998	Macquarie Bank Ltd.	Chow Tai Fook European Wts Jan 2013 A	0.861	10 per unit	2013/01/03	150,000,000	2012/06/15
19000	Macquarie Bank Ltd.	ICBC European Warrants Jan 2013 B	0.285	5 per unit	2013/01/03	150,000,000	2012/06/15
18997	Merrill Lynch Int'l & Co. C.V.	HSCEI Euro Wts Dec 2012 C	0.150	9,600 per 6,500 units	2012/12/28	80,000,000	2012/06/15
19009	SGA Societe Generale Acceptance N.V.	CCB Eur Wt Dec 2012 B	0.490	5.18 per unit	2012/12/17	150,000,000	2012/06/15
19008	SGA Societe Generale Acceptance N.V.	ICBC Eu Wt Dec 2012 B	0.360	4.58 per unit	2012/12/17	150,000,000	2012/06/15
19006	UBS AG	BOCL European Warrants Oct 2012 A	0.170	2.89 per unit	2012/10/05	200,000,000	2012/06/15
19007	UBS AG	HSI European Warrants Dec 2012 G	0.250	17,600 per 8,000 units	2012/12/28	200,000,000	2012/06/15
19012	BNP Paribas Arbit Issu B.V.	BOCL European Put Wts Jan 2013 B	0.160	2.49 per unit	2013/01/03	200,000,000	2012/06/18
19011	HK Bank	ICBC European Warrants Dec 2012 A	0.250	4.93 per unit	2012/12/21	100,000,000	2012/06/18
19013	UBS AG	Agricultural Bank European Warrants Dec 2012 A	0.260	3.19 per unit	2012/12/05	100,000,000	2012/06/18
19014	UBS AG	China Life European Warrants Dec 2012 D	0.170	19.820	2012/12/27	300,000,000	2012/06/18
19024	Goldman Sachs SP (Asia)	HSI European Warrants Nov 2012 B	0.151	20,000 per 6,000 units	2012/11/29	150,000,000	2012/06/19
19026	Goldman Sachs SP (Asia)	HSI European Warrants Nov 2012 D	0.150	19,000 per 9,400 units	2012/11/29	150,000,000	2012/06/19
19027	Goldman Sachs SP (Asia)	HSI European Warrants Nov 2012 E	0.241	18,000 per 8,000 units	2012/11/29	150,000,000	2012/06/19
19025	Goldman Sachs SP (Asia)	HSI European Put Wts Nov 2012 C	0.295	19,800 per 7,000 units	2012/11/29	150,000,000	2012/06/19
19021	HK Bank	BOCL European Warrants Dec 2012 A	0.190	3.03 per unit	2012/12/17	80,000,000	2012/06/19
19023	HK Bank	HSI European Put Warrants Dec 2012 L	0.150	17,918 per 7,200 units	2012/12/28	200,000,000	2012/06/19
19022	HK Bank	HWL European Warrants May 2013 A	0.150	54.93 per 100 units	2013/05/27	200,000,000	2012/06/19
19020	Macquarie Bank Ltd.	Belle Int'l European Wts Nov 2013 A	0.250	15.000	2013/11/04	200,000,000	2012/06/19
19016	Macquarie Bank Ltd.	BankComm European Warrants Jan 2013 A	0.260	5.80 per unit	2013/01/03	100,000,000	2012/06/19
19028	Macquarie Bank Ltd.	Ch Comm Cons European Wts Dec 2013 A	0.150	6.880	2013/12/20	200,000,000	2012/06/19
19015	Macquarie Bank Ltd.	CM Bank European Warrants Oct 2013 A	0.250	15.880	2013/10/03	200,000,000	2012/06/19
19018	CC Rabobank B.A.	CPIC European Warrants May 2013 A	0.250	27.200	2013/05/13	80,000,000	2012/06/19
19017	CC Rabobank B.A.	China Tel European Warrants Dec 2012 A	0.250	4 per unit	2012/12/19	50,000,000	2012/06/19
19019	CC Rabobank B.A.	ChiUnicom European Put Wts Feb 2014 A	0.250	10.300	2014/02/27	120,000,000	2012/06/19
19029	UBS AG	HSBC European Warrants Oct 2012 A	0.260	70.050	2012/10/22	200,000,000	2012/06/19
19049	Credit Suisse AG	Agricultural Bank European Wts Dec 2012 A	0.150	3.29 per unit	2012/12/03	80,000,000	2012/06/20
19050	Credit Suisse AG	HKEx European Put Warrants Dec 2012 A	0.730	101.880	2012/12/24	80,000,000	2012/06/20
19048	Credit Suisse AG	HSI European Put Warrants Dec 2012 G	0.150	17,000 per 7,000 units	2012/12/28	300,000,000	2012/06/20
19044	Goldman Sachs SP (Asia)	AIA European Warrants Jun 2013 A	0.250	28.880	2013/06/24	120,000,000	2012/06/20
19043	Goldman Sachs SP (Asia)	Minsheng Bank Euro Wts Jan 2013 A	0.318	8.28 per unit	2013/01/14	120,000,000	2012/06/20
19045	Goldman Sachs SP (Asia)	HKEx European Warrants Mar 2013 A	0.185	100 per 100 units	2013/03/25	120,000,000	2012/06/20
19046	Goldman Sachs SP (Asia)	Lenovo European Wts Mar 2013 A	0.574	8.50 per unit	2013/03/25	120,000,000	2012/06/20
19040	HK Bank	Lenovo European Warrants Sep 2014 A	0.150	8.000	2014/09/25	150,000,000	2012/06/20

Newly listed derivative warrants (continued)

Code	Issuer	Name of issue	Issue prices (HK\$)	Strike level/ Subscription price (HK\$) per 10 units	Subscription/ exercise period	Unit issued on initial listing	Listing date
19052	J P Morgan SP BV	China Shenhua European Wts Mar 2013 A	0.250	30.000	2013/03/12	200,000,000	2012/06/20
19051	Macquarie Bank Ltd.	Digital China European Wts Nov 2012 A	0.150	15.880	2012/11/23	150,000,000	2012/06/20
19030	Macquarie Bank Ltd.	Evergrande European Wts Dec 2012 A	0.398	6 per unit	2012/12/20	100,000,000	2012/06/20
19042	Standard Chartered Bank	CC Bank European Wts Jan 2013 A	0.750	4.68 per unit	2013/01/30	100,000,000	2012/06/20
19041	Standard Chartered Bank	ICBC European Warrants Jan 2013 A	0.650	3.88 per unit	2013/01/04	100,000,000	2012/06/20
19034	SGA Societe Generale Acceptance N.V.	CITIC Pac Eu Wt Apr13A	0.150	12.880	2013/04/29	200,000,000	2012/06/20
19035	SGA Societe Generale Acceptance N.V.	CLife Eu Wt Jan 2013A	0.150	21.880	2013/01/28	300,000,000	2012/06/20
19036	SGA Societe Generale Acceptance N.V.	CLife Eu Wt Jan 2013B	0.170	19.800	2013/01/02	300,000,000	2012/06/20
19037	SGA Societe Generale Acceptance N.V.	A50 Ch Eu Wt Oct 14 A	0.150	11.620	2014/10/29	300,000,000	2012/06/20
19033	SGA Societe Generale Acceptance N.V.	HSBC Eu Wt Nov 2012 A	0.180	72.500	2012/11/05	300,000,000	2012/06/20
19039	SGA Societe Generale Acceptance N.V.	HWL Eur Wt Dec 2012 B	0.230	76.000	2012/12/03	150,000,000	2012/06/20
19032	SGA Societe Generale Acceptance N.V.	ICBC Eu Wt Dec 2012 C	0.420	4.28 per unit	2012/12/24	150,000,000	2012/06/20
19031	SGA Societe Generale Acceptance N.V.	Tencent Eu Wt Dec 12 D	0.150	268 per 100 units	2012/12/24	200,000,000	2012/06/20
19047	UBS AG	Esprit European Warrants Dec 2012 B	0.250	12.280	2012/12/24	100,000,000	2012/06/20
19066	Goldman Sachs SP (Asia)	BOCL European Warrants May 2013 A	0.160	3.33 per unit	2013/05/27	120,000,000	2012/06/21
19067	Goldman Sachs SP (Asia)	CPIC European Warrants Feb 2013 A	0.191	28.880	2013/02/25	120,000,000	2012/06/21
19065	Goldman Sachs Sp (Asia)	ICBC European Warrants Dec 2012 A	0.257	4.80 per unit	2012/12/31	50,000,000	2012/06/21
19069	HK Bank	China Life European Warrants Jan 2013 A	0.150	21.880	2013/01/28	120,000,000	2012/06/21
19070	HK Bank	Esprit European Warrants Feb 2013 A	0.250	9.880	2013/02/22	80,000,000	2012/06/21
19068	Macquarie Bank Ltd.	Esprit European Warrants Aug 2013 A	0.250	11.500	2013/08/02	200,000,000	2012/06/21
19057	Merrill Lynch Int'l & Co. C.V.	AIA Euro Wts Dec 2012 B	0.158	28.010	2012/12/27	80,000,000	2012/06/21
19061	Merrill Lynch Int'l & Co. C.V.	CK(H) Euro Wts Dec 2012 E	0.550	98.010	2012/12/31	40,000,000	2012/06/21
19055	Merrill Lynch Int'l & Co. C.V.	Ch Mobile Eur Wt Dec 2012 A	0.345	87.010	2012/12/24	40,000,000	2012/06/21
19059	Merrill Lynch Int'l & Co. C.V.	ChiUnicom Eu Wts Dec 2012 A	0.720	12.81 per unit	2012/12/24	40,000,000	2012/06/21
19058	Merrill Lynch Int'l & Co. C.V.	ChiUnicom Eu Wts Aug 2013 A	0.196	11.000	2013/08/27	80,000,000	2012/06/21
19063	Merrill Lynch Int'l & Co. C.V.	HKEx Euro Wts Dec 2012 A	0.560	123.890	2012/12/24	40,000,000	2012/06/21
19054	Merrill Lynch Int'l & Co. C.V.	HSI Euro Put Wts Nov 2012 E	0.197	18,800 per 7,500 units	2012/11/29	100,000,000	2012/06/21
19053	Merrill Lynch Int'l & Co. C.V.	HSI Euro Put Wts Dec 2012 C	0.206	18,500 per 7,000 units	2012/12/28	100,000,000	2012/06/21
19062	Merrill Lynch Int'l & Co. C.V.	ICBC Euro Wts Dec 2012 A	0.275	4.68 per unit	2012/12/24	40,000,000	2012/06/21
19056	Merrill Lynch Int'l & Co. C.V.	Ping An Euro Wts Dec 2012 C	0.560	64.010	2012/12/27	40,000,000	2012/06/21
19060	Merrill Lynch Int'l & Co. C.V.	SHK Ppt Euro Wts Dec 2012 B	0.159	112.800	2012/12/24	80,000,000	2012/06/21
19073	UBS AG	China Life European Warrants Dec 2012 E	0.250	18.880	2012/12/21	300,000,000	2012/06/21
19071	UBS AG	HSBC European Warrants Oct 2012 B	0.150	74.430	2012/10/03	200,000,000	2012/06/21
19072	UBS AG	Hutchison European Warrants Dec 2012 B	0.180	76.050	2012/12/03	200,000,000	2012/06/21
19064	UBS AG	PetroChina European Warrants Aug 2013 A	0.150	11.300	2013/08/30	200,000,000	2012/06/21
19074	Macquarie Bank Ltd.	Lenovo European Warrants Jan 2013 A	0.359	8.88 per unit	2013/01/03	100,000,000	2012/06/22
18606 #	Merrill Lynch Int'l & Co. C.V.	HSI Euro Put Wts Aug 2012 E	0.059	18,200 per 8,000 units	2012/08/30	180,000,000	2012/06/22
19078	BNP Paribas Arbit Issu B.V.	HKEx Euro Put Wts Jan 2013 A	0.270	85.000	2013/01/03	59,000,000	2012/06/25
19079	Macquarie Bank Ltd.	BOCHK European Warrants Dec 2012 A	0.150	25.000	2012/12/04	200,000,000	2012/06/25
19077	Macquarie Bank Ltd.	CNOOC European Warrants Feb 2013 A	0.150	16.500	2013/02/06	200,000,000	2012/06/25
19076	Macquarie Bank Ltd.	China Overseas European Wts Mar 2013 A	0.250	20.000	2013/03/04	180,000,000	2012/06/25
19081	Macquarie Bank Ltd.	Lenovo European Warrants Jan 2013 B	0.252	9.50 per unit	2013/01/03	100,000,000	2012/06/25
19080	Macquarie Bank Ltd.	Yurun Food European Wts Dec 2013 A	0.150	8.980	2013/12/16	200,000,000	2012/06/25

Newly listed derivative warrants (continued)

Code	Issuer	Name of issue	Issue prices (HK\$)	Strike level/ Subscription price (HK\$) per 10 units	Subscription/ exercise period	Unit issued on initial listing	Listing date
19075	SGA Societe Generale Acceptance N.V	Anhui Conch Eu Wt Dec12B	0.150	28.280	2012/12/10	100,000,000	2012/06/25
19083	SGA Societe Generale Acceptance N.V.	ICBC Eu Wt Nov 2012 A	0.160	5.08 per unit	2012/11/28	150,000,000	2012/06/25
19082	SGA Societe Generale Acceptance N.V	Tencent Eu Put Wt Dec12E	0.230	230 per 100 units	2012/12/03	300,000,000	2012/06/25
19084	UBS AG	Tencent Holdings European Put Warrants Oct 2012 F	0.160	221.98 per 100 units	2012/10/17	100,000,000	2012/06/25
12367 #	Merrill Lynch Int'l & Co. C.V.	BOC HK Euro Wts Sep 2012	0.030	25.990	2012/09/28	340,000,000	2012/06/25
19095	Credit Suisse AG	HKEx European Put Warrants Dec 2012 B	0.470	92.880	2012/12/28	80,000,000	2012/06/26
19098	Goldman Sachs SP (Asia)	China Life Euro Put Wts Mar 2013 A	0.250	19.000	2013/03/18	80,000,000	2012/06/26
19087	Goldman Sachs SP (Asia)	Ch Overseas European Wts Apr 2013 A	0.250	20.000	2013/04/15	120,000,000	2012/06/26
19097	Goldman Sachs SP (Asia)	Chow Tai Fook Euro Wts Mar 2013 A	0.682	11 per unit	2013/03/18	80,000,000	2012/06/26
19086	Goldman Sachs SP (Asia)	Tencent European Wt Jan 2013 A	0.224	250 per 100 units	2013/01/21	120,000,000	2012/06/26
19099	Goldman Sachs SP (Asia)	Tencent European Put Wt Mar 2013 A	0.251	218 per 100 units	2013/03/18	100,000,000	2012/06/26
19089	HK Bank	HKEx European Warrants Mar 2013 A	0.180	100 per 100 units	2013/03/21	200,000,000	2012/06/26
19088	HK Bank	HKEx European Put Warrants Dec 2012 A	0.250	83.880	2012/12/28	100,000,000	2012/06/26
19096	Macquarie Bank Ltd.	Avichina European Warrants Dec 2012 A	0.250	3.50 per unit	2012/12/27	100,000,000	2012/06/26
19093	Macquarie Bank Ltd.	ZTE European Warrants Jun 2013 A	0.193	17.500	2013/06/17	150,000,000	2012/06/26
19085	Merrill Lynch Int'l & Co. C.V.	BOC HK Euro Wts Mar 2014 A	0.250	26.880	2014/03/24	40,000,000	2012/06/26
19094	CC Rabobank B.A.	CNBM European Put Warrants Dec 2012 B	0.850	8.10 per unit	2012/12/27	80,000,000	2012/06/26
19091	CC Rabobank B.A.	HSBC European Warrants Dec 2012 A	0.250	73.500	2012/12/28	150,000,000	2012/06/26
19092	CC Rabobank B.A.	HSBC European Put Warrants Dec 2012 B	0.300	60.500	2012/12/28	150,000,000	2012/06/26
19090	CC Rabobank B.A.	Lonking European Warrants Jan 2013 A	0.250	2.45 per unit	2013/01/07	70,000,000	2012/06/26
19115	Citigroup Global Mkt H Inc.	BOCL European Wts Dec 2012 A	0.240	2.98 per unit	2012/12/12	100,000,000	2012/06/27
19116	Citigroup Global Mkt H Inc.	CC Bank European Wt Dec 2012 A	0.380	5.50 per unit	2012/12/27	100,000,000	2012/06/27
19119	Citigroup Global Mkt H Inc.	China Life Euro Wts Oct 2012 B	0.150	20.880	2012/10/22	100,000,000	2012/06/27
19111	Citigroup Global Mkt H Inc.	China Mobile Eur Wt Oct 2012 B	0.360	82.880	2012/10/03	100,000,000	2012/06/27
19117	Citigroup Global Mkt H Inc.	CNOOC European Wts Nov 2012 A	0.160	15.000	2012/11/19	100,000,000	2012/06/27
19113	Citigroup Global Mkt H Inc.	HKEx European Wts Nov 2013 A	0.150	108.10 per 100 units	2013/11/26	100,000,000	2012/06/27
19112	Citigroup Global Mkt H Inc.	HSBC European Wts Dec 2012 A	0.350	68.880	2012/12/27	100,000,000	2012/06/27
19122	Citigroup Global Mkt H Inc.	HSI European Wts Oct 2012 A	0.150	19,200 per 8,000 units	2012/10/30	200,000,000	2012/06/27
19120	Citigroup Global Mkt H Inc.	HSI European Wts Dec 2012 A	0.250	19,800 per 8,000 units	2012/12/28	200,000,000	2012/06/27
19121	Citigroup Global Mkt H Inc.	HSI European Put Wt Dec 2012 B	0.170	18,500 per 7,000 units	2012/12/28	200,000,000	2012/06/27
19110	Citigroup Global Mkt H Inc.	Hutchison Euro Wts Dec 2012 A	0.300	73.880	2012/12/27	100,000,000	2012/06/27
19114	Citigroup Global Mkt H Inc.	ICBC European Wts Oct 2012 B	0.180	4.88 per unit	2012/10/25	100,000,000	2012/06/27
19118	Citigroup Global Mkt H Inc.	Ping An Euro Wts Nov 2012 A	0.330	68.880	2012/11/02	100,000,000	2012/06/27
19106	Daiwa Capital Mkt	BOC HK European Warrants Sep 2013 A	0.250	25.880	2013/09/03	158,000,000	2012/06/27
19100	Merrill Lynch Int'l & Co. C.V.	HSI European Wts Jan 2013 A	0.178	20,200 per 6,300 units	2013/01/30	100,000,000	2012/06/27
19103	Nomura Int'l plc	Ch LongYuan European Warrants Mar 2013 A	0.407	6.68 per unit	2013/03/28	100,000,000	2012/06/27
19105	Nomura Int'l plc	Evergrande European Warrants Dec 2012 A	0.361	5.888 per unit	2012/12/19	50,000,000	2012/06/27
19101	Nomura Int'l plc	Gome European Warrants Apr 2013 A	0.152	1.51 per unit	2013/04/26	100,000,000	2012/06/27
19102	Nomura Int'l plc	Link REIT European Warrants Mar 2013 A	0.251	33.880	2013/03/28	50,000,000	2012/06/27
19104	Nomura Int'l plc	Sh Electric European Warrants Mar 2013 A	0.256	4.68 per unit	2013/03/28	100,000,000	2012/06/27
19109	CC Rabobank B.A.	AIA European Warrants Dec 2012 A	0.150	28.050	2012/12/27	120,000,000	2012/06/27
19108	CC Rabobank B.A.	Ch LongYuan European Warrants Feb 2013 A	0.450	6.35 per unit	2013/02/25	60,000,000	2012/06/27
19107	CC Rabobank B.A.	MTRC European Warrants Mar 2013 A	0.250	26.200	2013/03/25	60,000,000	2012/06/27

Newly listed derivative warrants (continued)

Code	Issuer	Name of issue	Issue prices (HK\$)	Strike level/ Subscription price (HK\$) per 10 units	Subscription/ exercise period	Unit issued on initial listing	Listing date
23616 #	Merrill Lynch Int'l & Co. C.V.	ICBC European Wts Dec 2012	0.015	5.090	2012/12/10	800,000,000	2012/06/27
19133	BOCI Asia Ltd.	BOC HK European Put Warrants Dec 2012 A	0.170	22.280	2012/12/21	100,000,000	2012/06/28
19129	Citigroup Global Mkt H Inc.	Agricultural Bk Eu Wt Dec 12 A	0.250	3.38 per unit	2012/12/28	100,000,000	2012/06/28
19142	Citigroup Global Mkt H Inc.	CC Bank Euro Put Wt Dec 2012 B	0.340	5 per unit	2012/12/20	70,000,000	2012/06/28
19128	Citigroup Global Mkt H Inc.	Sinopec Corp Eu Wts Oct 2012 B	0.150	8.38 per unit	2012/10/24	100,000,000	2012/06/28
19125	Citigroup Global Mkt H Inc.	China Tel Euro Wts Dec 2012 A	0.150	4.08 per unit	2012/12/24	100,000,000	2012/06/28
19127	Citigroup Global Mkt H Inc.	ChiUnicom Euro Wts Dec 2013 A	0.160	11.280	2013/12/27	100,000,000	2012/06/28
19141	Citigroup Global Mkt H Inc.	HKEx Euro Put Wts Dec 2013 A	0.250	102.88 per 100 units	2013/12/27	70,000,000	2012/06/28
19143	Citigroup Global Mkt H Inc.	HSBC Euro Put Wts Dec 2012 B	0.400	60.000	2012/12/28	70,000,000	2012/06/28
19137	Citigroup Global Mkt H Inc.	HSI European Put Wt Dec 2012 C	0.250	19,000 per 8,000 units	2012/12/28	200,000,000	2012/06/28
19126	Citigroup Global Mkt H Inc.	PetroChina Euro Wts Dec 2013 A	0.150	10.800	2013/12/24	100,000,000	2012/06/28
19144	Citigroup Global Mkt H Inc.	Ping An Euro Put Wt Dec 2012 A	0.400	55.000	2012/12/28	70,000,000	2012/06/28
19145	Citigroup Global Mkt H Inc.	Tencent Euro Put Wt Jun 2013 A	0.250	200 per 100 units	2013/06/24	70,000,000	2012/06/28
19132	J P Morgan SP BV	China Unicom European Warrants Sep 2013 A	0.151	11.000	2013/09/03	200,000,000	2012/06/28
19131	J P Morgan SP BV	HSI European Warrants Jan 2013 A	0.250	19,400 per 7,000 units	2013/01/30	300,000,000	2012/06/28
19130	J P Morgan SP BV	HSI European Put Warrants Dec 2012 E	0.250	20,200 per 8,000 units	2012/12/28	300,000,000	2012/06/28
19124	Merrill Lynch Int'l & Co. C.V.	CC Bank Euro Wts Nov 2012 C	0.370	5.49 per unit	2012/11/22	40,000,000	2012/06/28
19123	Merrill Lynch Int'l & Co. C.V.	HSBC Euro Wts Dec 2012 B	0.195	78.890	2012/12/24	60,000,000	2012/06/28
19138	UBS AG	China Unicom European Warrants Oct 2013 A	0.200	10.020	2013/10/28	100,000,000	2012/06/28
19140	UBS AG	Evergrande European Warrants Nov 2012 A	0.400	4.50 per unit	2012/11/19	100,000,000	2012/06/28
19139	UBS AG	Evergrande European Warrants May 2015 A	0.170	3.330	2015/05/21	200,000,000	2012/06/28
19147	BNP Paribas Arbit Issu B.V.	GCL-Poly Euro Wts Jan 2013 A	0.250	1.95 per unit	2013/01/03	100,000,000	2012/06/29
19146	Standard Chartered Bank	China Unicom Euro Wts Dec 2014 A	0.250	10.080	2014/12/31	50,000,000	2012/06/29
17988 #	UBS AG	ICBC European Warrants Oct 2012 A	0.061	4.98 per unit	2012/10/22	200,000,000	2012/06/29
19154	BNP Paribas Arbit Issu B.V.	Yurun Food Euro Wts Jan 2014 A	0.160	8.990	2014/01/02	100,000,000	2012/07/03
19158	Daiwa Capital Mkt	Tencent Holdings Euro Put Wts Feb 2013 A	0.220	206 per 100 units	2013/02/01	158,000,000	2012/07/03
19149	Goldman Sachs SP (Asia)	Chi Resources Euro Wt Feb 2013 A	0.252	26.000	2013/02/25	120,000,000	2012/07/03
19150	Goldman Sachs SP (Asia)	China Tel European Wts Jan 2013 A	0.253	3.78 per unit	2013/01/14	100,000,000	2012/07/03
19151	Goldman Sachs SP (Asia)	Dongfang Elec Euro Wts Jan 2013 A	0.250	18.880	2013/01/14	120,000,000	2012/07/03
19153	Goldman Sachs SP (Asia)	Dongfeng European Wts Mar 2013 A	0.153	15.480	2013/03/19	120,000,000	2012/07/03
19152	Goldman Sachs SP (Asia)	Li & Fung European Wts Jul 2013 A	0.185	15.580	2013/07/23	120,000,000	2012/07/03
19155	Macquarie Bank Ltd.	CITIC Sec European Warrants Feb 2013 A	0.250	18.880	2013/02/15	180,000,000	2012/07/03
19148	Standard Chartered Bank	HSI European Put Wts Nov 2012 A	0.150	18,800 per 7,500 units	2012/11/29	200,000,000	2012/07/03
19156	UBS AG	Sinopec Corp European Warrants Dec 2012 A	0.415	7.28 per unit	2012/12/19	100,000,000	2012/07/03
19157	UBS AG	ICBC European Warrants Dec 2012 A	0.230	4.69 per unit	2012/12/17	100,000,000	2012/07/03
17711 #	Daiwa Capital Mkt	A50 China European Warrants Jan 2013 A	0.084	9.880	2013/01/02	380,000,000	2012/07/03
19182	Credit Suisse AG	China Tel European Warrants Nov 2012 B	0.150	3.89 per unit	2012/11/16	80,000,000	2012/07/04
19183	Credit Suisse AG	ChiUnicom European Warrants Jan 2013 A	0.660	10.88 per unit	2013/01/04	80,000,000	2012/07/04
19181	Credit Suisse AG	HSI European Warrants Jan 2013 A	0.150	20,200 per 6,300 units	2013/01/30	300,000,000	2012/07/04
19179	Daiwa Capital Mkt	A50 China European Warrants May 2014 A	0.180	9.990	2014/05/02	128,000,000	2012/07/04
19180	Daiwa Capital Mkt	A50 China European Put Wts Oct 2013 A	0.220	11.180	2013/10/02	108,000,000	2012/07/04
19175	Goldman Sachs SP (Asia)	BYD European Warrants Mar 2013 A	0.250	16.880	2013/03/04	120,000,000	2012/07/04
19165	Goldman Sachs SP (Asia)	CNOOC European Warrants Apr 2013 A	0.223	13.500	2013/04/22	120,000,000	2012/07/04

Newly listed derivative warrants (continued)

Code	Issuer	Name of issue	Issue prices (HK\$)	Strike level/ Subscription price (HK\$) per 10 units	Subscription/ exercise period	Unit issued on initial listing	Listing date
19167	Goldman Sachs SP (Asia)	China Shenhua Euro Wts Jan 2013 B	0.191	27.930	2013/01/07	100,000,000	2012/07/04
19166	Goldman Sachs SP (Asia)	HKEx European Warrants Jan 2013 A	0.311	128.800	2013/01/14	100,000,000	2012/07/04
19164	Goldman Sachs SP (Asia)	JIANC European Warrants Mar 2013 A	0.207	17.880	2013/03/25	120,000,000	2012/07/04
19168	Macquarie Bank Ltd.	Huaneng Power European Wts Jan 2013 A	0.250	6.50 per unit	2013/01/03	120,000,000	2012/07/04
19169	Macquarie Bank Ltd.	MTRC European Warrants Oct 2013 A	0.250	28.000	2013/10/03	180,000,000	2012/07/04
19174	Macquarie Bank Ltd.	Sands China European Wts Dec 2012 B	0.158	29.280	2012/12/10	180,000,000	2012/07/04
19162	Nomura Int'l plc	CNOOC European Warrants Dec 2012 A	0.150	14.400	2012/12/24	100,000,000	2012/07/04
19161	Nomura Int'l plc	HKEx European Warrants Nov 2013 A	0.150	108 per 100 units	2013/11/29	100,000,000	2012/07/04
19159	Nomura Int'l plc	HSBC European Warrants Oct 2012 A	0.310	70.000	2012/10/31	100,000,000	2012/07/04
19160	Nomura Int'l plc	HSBC European Warrants Nov 2012 A	0.150	80.000	2012/11/30	100,000,000	2012/07/04
19163	Nomura Int'l plc	Ping An European Warrants Dec 2012 A	0.415	64.000	2012/12/24	100,000,000	2012/07/04
19177	CC Rabobank B.A.	Belle Int'l European Warrants Jun 2013 A	0.170	13.900	2013/06/25	100,000,000	2012/07/04
19176	CC Rabobank B.A.	CITIC Sec European Warrants Dec 2012 A	0.150	18.020	2012/12/17	80,000,000	2012/07/04
19178	CC Rabobank B.A.	China Shenhua European Warrants Jan 2013B	0.250	27.000	2013/01/07	80,000,000	2012/07/04
19172	Standard Chartered Bank	CC Bank European Put Wts Feb 2013B	0.250	4.33 per unit	2013/02/22	80,000,000	2012/07/04
19173	Standard Chartered Bank	China Life Euro Put Wts Feb 2013 B	0.250	19.280	2013/02/22	80,000,000	2012/07/04
19170	Standard Chartered Bank	HSBC European Put Wts Feb 2013 A	0.350	58.880	2013/02/22	80,000,000	2012/07/04
19171	Standard Chartered Bank	Tencent Hldg Eu Put Wts Feb 2013 A	0.250	208.88 per 100 units	2013/02/22	80,000,000	2012/07/04
19186	UBS AG	BOC HK European Warrants Nov 2012 A	0.150	25.050	2012/11/27	100,000,000	2012/07/04
19184	UBS AG	China Life European Warrants Dec 2012 F	0.150	20.550	2012/12/03	300,000,000	2012/07/04
19185	UBS AG	ICBC European Warrants Dec 2012 B	0.150	4.94 per unit	2012/12/17	100,000,000	2012/07/04
19188	UBS AG	Sands China European Warrants Dec 2012 B	0.320	23.930	2012/12/03	100,000,000	2012/07/04
10153	BNP Paribas Arbit Issu B.V.	EUR/USD Euro Wts Mar 2013 A	0.250	1.34 per 1 units	2013/03/12	100,000,000	2012/07/05
19206	Credit Suisse AG	Tencent Holdings European Wts Dec 2012 D	0.150	248.90 per 100 units	2012/12/03	100,000,000	2012/07/05
19202	Goldman Sachs SP (Asia)	Lenovo European Put Wts Jan 2013 A	0.526	5.60 per unit	2013/01/14	80,000,000	2012/07/05
19197	HK Bank	A50 China European Warrants Jan 2013 A	0.150	8.880	2013/01/28	200,000,000	2012/07/05
19200	HK Bank	ICBC European Warrants Jan 2013 A	0.250	4.38 per unit	2013/01/14	80,000,000	2012/07/05
19198	HK Bank	Lenovo European Warrants May 2014 A	0.150	6.700	2014/05/26	150,000,000	2012/07/05
19196	HK Bank	Sands China European Warrants Jan 2013 A	0.250	26.000	2013/01/28	60,000,000	2012/07/05
19199	HK Bank	Tencent European Warrants Jan 2013 A	0.300	203.88 per 100 units	2013/01/14	120,000,000	2012/07/05
19201	HK Bank	Tencent European Put Warrants Feb 2013 A	0.250	202 per 100 units	2013/02/25	120,000,000	2012/07/05
19203	J P Morgan SP BV	ICBC European Warrants Dec 2012 A	0.161	4.68 per unit	2012/12/17	200,000,000	2012/07/05
19195	SGA Societe Generale Acceptance N.V.	BOCL Eu Wt Jan 2013 A	0.250	2.88 per unit	2013/01/07	100,000,000	2012/07/05
19194	SGA Societe Generale Acceptance N.V.	CCB Eur Wt Dec 2012 C	0.230	5.79 per unit	2012/12/03	200,000,000	2012/07/05
19193	SGA Societe Generale Acceptance N.V.	CCB Eur Wt Feb 2013 A	0.250	6.18 per unit	2013/02/04	200,000,000	2012/07/05
19192	SGA Societe Generale Acceptance N.V.	Sands China Eu Wt Jan13A	0.250	24.880	2013/01/07	100,000,000	2012/07/05
19205	UBS AG	CITIC Sec European Warrants Nov 2012 A	0.150	19.000	2012/11/12	100,000,000	2012/07/05
19189	UBS AG	China Life European Warrants Jan 2013 A	0.150	21.930	2013/01/25	300,000,000	2012/07/05
19191	UBS AG	China Mobile European Warrants Dec 2012 A	0.230	93.930	2012/12/17	200,000,000	2012/07/05
19190	UBS AG	HKEx European Warrants Nov 2013 A	0.150	108.10 per 100 units	2013/11/26	300,000,000	2012/07/05
19207	UBS AG	Jiangxi Copper European Warrants Mar 2013 A	0.180	20.050	2013/03/25	100,000,000	2012/07/05
19204	UBS AG	New World European Warrants Dec 2012 A	0.300	11.02 per unit	2012/12/10	100,000,000	2012/07/05
16324 #	Standard Chartered Bank	Sinopec Corp Euro Wts Nov 2013	0.072	7.000	2013/11/01	150,000,000	2012/07/05

Newly listed derivative warrants (continued)

Code	Issuer	Name of issue	Issue prices (HK\$)	Strike level/ Subscription price (HK\$) per 10 units	Subscription/ exercise period	Unit issued on initial listing	Listing date
19223	Credit Suisse AG	Chow Tai Fook European Wts Jan 2013 A	0.600	10.98 per unit	2013/01/07	50,000,000	2012/07/06
19221	Credit Suisse AG	HSBC European Wts Oct 2012 B	0.150	75.000	2012/10/09	100,000,000	2012/07/06
19222	Credit Suisse AG	Hutchison European Warrants Nov 2012 A	0.200	75.000	2012/11/30	100,000,000	2012/07/06
19227	Daiwa Capital Mkt	ICBC European Warrants Dec 2012 A	0.200	4.58 per unit	2012/12/10	128,000,000	2012/07/06
19213	Bank of East Asia	BOCHK European Warrants Dec 2013 A	0.250	26.000	2013/12/23	60,000,000	2012/07/06
19215	Bank of East Asia	BYD European Warrants Feb 2013 A	0.250	16.211	2013/02/22	100,000,000	2012/07/06
19229	Bank of East Asia	China Coal European Put Wts Jun 2014 A	0.250	6.898	2014/06/26	230,000,000	2012/07/06
19217	Bank of East Asia	CNBM European Warrants Dec 2013 A	0.250	8.222	2013/12/20	190,000,000	2012/07/06
19214	Bank of East Asia	China Overseas Eur Put Wts Jun 2013 B	0.250	16.000	2013/06/21	100,000,000	2012/07/06
19228	Bank of East Asia	JIANC European Put Warrants Jun 2013 A	0.250	14.358	2013/06/26	110,000,000	2012/07/06
19216	Bank of East Asia	Yanzhou Coal European Wts Sep 2013 A	0.150	14.020	2013/09/16	110,000,000	2012/07/06
19224	J P Morgan SP BV	Esprit European Wts Aug 2013 A	0.250	11.580	2013/08/02	150,000,000	2012/07/06
19226	J P Morgan SP BV	JX Copper European Warrants Mar 2013 A	0.250	18.880	2013/03/27	200,000,000	2012/07/06
19225	J P Morgan SP BV	Shimao Property European Wts Jul 2013 A	0.250	12.880	2013/07/03	150,000,000	2012/07/06
19209	J P Morgan SP BV	Tencent European Warrants Jan 2013 A	0.150	268.88 per 100 units	2013/01/07	200,000,000	2012/07/06
19208	J P Morgan SP BV	Tencent European Put Warrants Nov 2012 A	0.250	230 per 100 units	2012/11/27	200,000,000	2012/07/06
19211	Macquarie Bank Ltd.	CNBM European Warrants Feb 2014 A	0.250	10.280	2014/02/04	180,000,000	2012/07/06
19212	Macquarie Bank Ltd.	Luk Fook Hold European Wts Jan 2013 A	0.150	21.000	2013/01/14	180,000,000	2012/07/06
19210	Standard Chartered Bank	Hutchison Euro Euro Wts Dec 2012 A	0.320	72.900	2012/12/03	40,000,000	2012/07/06
19219	UBS AG	China Overseas European Warrants Feb 2013 A	0.180	20.000	2013/02/27	100,000,000	2012/07/06
19220	UBS AG	HKEx European Put Warrants Dec 2013 A	0.180	102.88 per 100 units	2013/12/23	100,000,000	2012/07/06
19218	UBS AG	Lenovo European Warrants May 2014 A	0.150	6.710	2014/05/29	100,000,000	2012/07/06
14031 #	Standard Chartered Bank	Hutchison Euro Euro Wts Oct 2012	0.035	68.88 per 100 units	2012/10/19	290,000,000	2012/07/06
19234	Nomura Int'l plc	HuanengPower European Warrants Jan 2013 A	0.325	6.68 per unit	2013/01/28	50,000,000	2012/07/09
19233	Nomura Int'l plc	Lenovo European Warrants Jan 2013 A	0.475	7.18 per unit	2013/01/28	50,000,000	2012/07/09
19230	Nomura Int'l plc	Sany Int'l European Warrants Jan 2013 A	0.330	5.60 per unit	2013/01/30	50,000,000	2012/07/09
19232	Nomura Int'l plc	Zhaojin Mining European Wts Sep 2013 A	0.156	11.420	2013/09/25	80,000,000	2012/07/09
19231	Nomura Int'l plc	ZTE European Warrants May 2013 A	0.180	17.220	2013/05/27	80,000,000	2012/07/09
19236	Standard Chartered Bank	Agricultural Bk Euro Wts Nov 2012A	0.150	3.40 per unit	2012/11/27	100,000,000	2012/07/09
19235	SGA Societe Generale Acceptance N.V.	HWL Eur Wt Dec 2012 C	0.310	71.400	2012/12/10	200,000,000	2012/07/09
12798 #	Standard Chartered Bank	GCL-Poly Energy European Wts Jul14	0.020	3.630	2014/07/31	500,000,000	2012/07/09
19239	Credit Suisse AG	HSI European Warrants Dec 2012 H	0.150	19,800 per 8,000 units	2012/12/28	300,000,000	2012/07/10
19240	Credit Suisse AG	HSI European Put Warrants Nov 2012 C	0.170	19,800 per 7,000 units	2012/11/29	300,000,000	2012/07/10
19237	Goldman Sachs SP (Asia)	Chi Res Land Euro Wts Mar 2013 A	0.250	16.880	2013/03/04	120,000,000	2012/07/10
19238	Goldman Sachs SP (Asia)	Yanzhou Coal Euro Wts Sep 2013 A	0.150	14.000	2013/09/18	120,000,000	2012/07/10
19242	Macquarie Bank Ltd.	Shimao Ppt European Wts Jun 2013 A	0.250	13.180	2013/06/04	180,000,000	2012/07/10
19241	Macquarie Bank Ltd.	Zhaojin Mining Euro Wts May 2013 A	0.150	13.000	2013/05/20	180,000,000	2012/07/10
19246	SGA Societe Generale Acceptance N.V.	CCB Eur Wt Jan 2013 A	0.270	5.98 per unit	2013/01/16	200,000,000	2012/07/10
19243	SGA Societe Generale Acceptance N.V.	CLife Eu Wt Oct 2012D	0.180	20.880	2012/10/22	200,000,000	2012/07/10
19244	SGA Societe Generale Acceptance N.V.	HSBC Eu Wt Oct 2012 B	0.180	75.000	2012/10/10	200,000,000	2012/07/10
19245	SGA Societe Generale Acceptance N.V.	HSBC Eu Wt Dec 2012 A	0.150	80.000	2012/12/03	200,000,000	2012/07/10
19248	SGA Societe Generale Acceptance N.V.	HWL Eur Wt Feb 2013 A	0.270	80.880	2013/02/04	200,000,000	2012/07/10
19247	SGA Societe Generale Acceptance N.V.	ICBC Eu Wt Jan 2013 A	0.250	4.80 per unit	2013/01/16	200,000,000	2012/07/10

Newly listed derivative warrants (continued)

Code	Issuer	Name of issue	Issue prices (HK\$)	Strike level/ Subscription price (HK\$) per 10 units	Subscription/ exercise period	Unit issued on initial listing	Listing date
17681 #	CC Rabobank B.A.	CNBM European Warrants Dec 2012 A	0.046	10.010	2012/12/20	220,000,000	2012/07/10
10154	BNP Paribas Arbit Issu B.V.	Gold European Wts Jun 2013 A	0.250	2,000 per 3,500 units	2013/06/06	100,000,000	2012/07/11
10155	BNP Paribas Arbit Issu B.V.	Gold European Wts Jun 2013 B	0.250	1,750 per 3,000 units	2013/06/06	100,000,000	2012/07/11
19261	Credit Suisse AG	China Mobile European Warrants Oct 2012 C	0.150	95.000	2012/10/17	80,000,000	2012/07/11
19260	Credit Suisse AG	China Mobile European Warrants Nov 2012 A	0.180	95.000	2012/11/12	80,000,000	2012/07/11
19258	Credit Suisse AG	Sinopec Corp European Warrants Dec 2012 A	0.350	7.29 per unit	2012/12/24	50,000,000	2012/07/11
19263	Credit Suisse AG	HSI European Put Warrants Nov 2012 D	0.180	20,000 per 8,000 units	2012/11/29	300,000,000	2012/07/11
19262	Credit Suisse AG	HSI European Put Warrants Dec 2012 I	0.180	20,400 per 9,000 units	2012/12/28	300,000,000	2012/07/11
19259	Credit Suisse AG	Hutchison European Warrants Oct 2012 C	0.180	78.900	2012/10/29	80,000,000	2012/07/11
19249	Goldman Sachs SP (Asia)	China Life Euro Wts Oct 2012 C	0.153	20.900	2012/10/22	120,000,000	2012/07/11
19252	HK Bank	China Life European Warrants Jun 2013 A	0.250	22.880	2013/06/10	150,000,000	2012/07/11
19251	HK Bank	HSI European Warrants May 2013 A	0.250	19,500 per 8,000 units	2013/05/30	250,000,000	2012/07/11
19250	HK Bank	HSI European Put Warrants May 2014 A	0.250	19,400 per 13,000 units	2014/05/29	250,000,000	2012/07/11
19265	J P Morgan SP BV	China Life European Warrants Jan 2013 C	0.164	21.900	2013/01/25	300,000,000	2012/07/11
19264	J P Morgan SP BV	China Mob European Wts Dec 2012 B	0.253	94.080	2012/12/31	150,000,000	2012/07/11
19253	Merrill Lynch Int'l & Co. C.V.	BOC HK Eu Put Wt Dec 2012 A	0.158	22.270	2012/12/17	70,000,000	2012/07/11
19257	Merrill Lynch Int'l & Co. C.V.	Tencent Euro Wts Dec 2012 B	0.151	262.01 per 100 units	2012/12/10	70,000,000	2012/07/11
19256	Merrill Lynch Int'l & Co. C.V.	Tencent Euro Wts Mar 2013 B	0.158	278.89 per 100 units	2013/03/11	70,000,000	2012/07/11
19254	Merrill Lynch Int'l & Co. C.V.	Tencent Eu Put Wt Nov 2012B	0.209	229.99 per 100 units	2012/11/30	60,000,000	2012/07/11
19255	Merrill Lynch Int'l & Co. C.V.	Tencent Eu Put Wt Nov 2012C	0.295	248.79 per 100 units	2012/11/12	60,000,000	2012/07/11
19268	CC Rabobank B.A.	HKEx European Warrants Jan 2013 B	0.400	125.000	2013/01/21	120,000,000	2012/07/11
19267	CC Rabobank B.A.	HKEx European Put Warrants Jan 2013 A	0.500	100.000	2013/01/21	120,000,000	2012/07/11
19270	CC Rabobank B.A.	Lenovo European Warrants Jan 2013 B	0.360	7.20 per unit	2013/01/14	100,000,000	2012/07/11
19269	CC Rabobank B.A.	Ping An European Warrants Jan 2013 A	0.250	70.000	2013/01/21	100,000,000	2012/07/11
19271	UBS AG	HSI European Put Warrants Nov 2012 D	0.190	20,000 per 8,000 units	2012/11/29	300,000,000	2012/07/11
19266	UBS AG	Hutchison European Warrants Nov 2012 B	0.150	85.050	2012/11/27	200,000,000	2012/07/11
19289	HK Bank	Ch Ship Cont European Warrants Mar 2013 A	0.250	2.60 per unit	2013/03/04	40,000,000	2012/07/12
19290	HK Bank	Shanghai Electric European Warrants Mar 2013 A	0.250	3.78 per unit	2013/03/04	40,000,000	2012/07/12
19287	J P Morgan SP BV	China Tel European Warrants Feb 2013 A	0.250	4.18 per unit	2013/02/28	150,000,000	2012/07/12
19291	J P Morgan SP BV	Lenovo European Warrants May 2014 A	0.150	6.700	2014/05/30	200,000,000	2012/07/12
19286	J P Morgan SP BV	Yanzhou Coal European Warrants Nov 2013 A	0.175	14.280	2013/11/26	200,000,000	2012/07/12
19272	Merrill Lynch Int'l & Co. C.V.	China Life Eu Wt Jun 2013 A	0.152	25.000	2013/06/03	80,000,000	2012/07/12
19275	Merrill Lynch Int'l & Co. C.V.	HSCEI Euro Wts Feb 2013 B	0.250	9,700 per 4,000 units	2013/02/27	100,000,000	2012/07/12
19274	Merrill Lynch Int'l & Co. C.V.	HSCEI Euro Put Wt Feb 2013A	0.250	9,400 per 4,000 units	2013/02/27	100,000,000	2012/07/12
19273	Merrill Lynch Int'l & Co. C.V.	HSCEI Euro Put Wt Apr 2013A	0.250	10,300 per 5,500 units	2013/04/29	100,000,000	2012/07/12
19280	Merrill Lynch Int'l & Co. C.V.	HSI European Wts Dec 2012 E	0.151	19,800 per 8,000 units	2012/12/28	100,000,000	2012/07/12
19279	Merrill Lynch Int'l & Co. C.V.	HSI European Wts Jan 2013 D	0.212	19,400 per 7,000 units	2013/01/30	100,000,000	2012/07/12
19278	Merrill Lynch Int'l & Co. C.V.	HSI Euro Put Wts Dec 2012 D	0.180	19,900 per 10,000 units	2012/12/28	100,000,000	2012/07/12
19276	Merrill Lynch Int'l & Co. C.V.	HSI Euro Put Wts Jan 2013 B	0.250	20,200 per 8,000 units	2013/01/30	100,000,000	2012/07/12
19277	Merrill Lynch Int'l & Co. C.V.	HSI Euro Put Wts Jan 2013 C	0.250	19,300 per 7,000 units	2013/01/30	100,000,000	2012/07/12
19288	CC Rabobank B.A.	Gome European Warrants Jun 2013 A	0.250	1.12 per unit	2013/06/24	100,000,000	2012/07/12
19282	SGA Societe Generale Acceptance N.V.	BOCL Eu Wt Jun 2013 A	0.190	3.33 per unit	2013/06/03	100,000,000	2012/07/12
19283	SGA Societe Generale Acceptance N.V.	CNOOC Eu Wt Jun 2013A	0.150	18.000	2013/06/03	300,000,000	2012/07/12

Newly listed derivative warrants (continued)

Code	Issuer	Name of issue	Issue prices (HK\$)	Strike level/ Subscription price (HK\$) per 10 units	Subscription/ exercise period	Unit issued on initial listing	Listing date
19281	SGA Societe Generale Acceptance N.V.	HSI Eur Wt Dec 2012 B	0.160	19,800 per 8,000 units	2012/12/28	300,000,000	2012/07/12
19284	SGA Societe Generale Acceptance N.V.	HWL Eur Wt Dec 2012 D	0.150	85.000	2012/12/03	200,000,000	2012/07/12
19285	SGA Societe Generale Acceptance N.V.	Ping An Eu Wt Dec 12 B	0.290	70.000	2012/12/03	100,000,000	2012/07/12
19293	UBS AG	China Life European Warrants Jun 2013 A	0.150	25.050	2013/06/11	300,000,000	2012/07/12
19292	UBS AG	HSI European Warrants Dec 2012 H	0.150	19,800 per 8,000 units	2012/12/28	300,000,000	2012/07/12
19308	BNP Paribas Arbit Issu B.V.	China Overseas Eu Wt Apr 2013B	0.250	22.000	2013/04/03	100,000,000	2012/07/13
19306	J P Morgan SP BV	China Life European Warrants Jul 2013 A	0.250	23.880	2013/07/03	300,000,000	2012/07/13
19305	J P Morgan SP BV	Yurun Food European Warrants Dec 2013 A	0.150	8.980	2013/12/16	200,000,000	2012/07/13
19303	Macquarie Bank Ltd.	Lenovo European Warrants Feb 2013 A	0.431	6.88 per unit	2013/02/04	100,000,000	2012/07/13
19298	Nomura Int'l plc	CNBM European Warrants Nov 2012 A	0.155	7.480	2012/11/30	80,000,000	2012/07/13
19294	Nomura Int'l plc	Sinopec European Warrants Jan 2013 A	0.250	7.75 per unit	2013/01/31	50,000,000	2012/07/13
19297	Nomura Int'l plc	A50 China European Warrants Jun 2013 A	0.150	9.600	2013/06/20	80,000,000	2012/07/13
19295	Nomura Int'l plc	ICBC European Warrants Dec 2012 A	0.350	4.29 per unit	2012/12/24	35,000,000	2012/07/13
19296	Nomura Int'l plc	ICBC European Warrants Dec 2012 B	0.150	4.94 per unit	2012/12/24	80,000,000	2012/07/13
19301	Standard Chartered Bank	Lenovo European Wts Dec 2014 A	0.250	4.800	2014/12/01	100,000,000	2012/07/13
19299	SGA Societe Generale Acceptance N.V.	CP&CC Eu Wt Dec 2012A	0.350	7.28 per unit	2012/12/19	100,000,000	2012/07/13
19300	SGA Societe Generale Acceptance N.V.	SHK P Eu Wt Dec 2012A	0.210	112.800	2012/12/24	50,000,000	2012/07/13
19302	UBS AG	Galaxy Ent European Warrants Nov 2012 A	0.160	22.880	2012/11/27	100,000,000	2012/07/13
19304	UBS AG	ICBC European Warrants Jan 2013 A	0.150	5.21 per unit	2013/01/07	100,000,000	2012/07/13
19307	UBS AG	Ping An European Warrants Nov 2012 A	0.170	79.050	2012/11/27	100,000,000	2012/07/13
19326	Barclays Bank plc	Agricultural Bank European Wts Feb 2013A	0.257	3.38 per unit	2013/02/18	100,000,000	2012/07/16
19328	Barclays Bank plc	CC Bank European Warrants Feb 2013 A	0.260	5.78 per unit	2013/02/18	100,000,000	2012/07/16
19330	Barclays Bank plc	CNOOC European Warrants Nov 2013 A	0.250	16.180	2013/11/27	100,000,000	2012/07/16
19329	Barclays Bank plc	HSBC European Warrants Feb 2013 A	0.257	75.800	2013/02/18	100,000,000	2012/07/16
19324	Barclays Bank plc	HSI European Warrants Oct 2013 A	0.255	20,600 per 7,000 units	2013/10/30	100,000,000	2012/07/16
19325	Barclays Bank plc	HSI European Put Warrants Aug 2013 A	0.250	18,400 per 8,000 units	2013/08/29	100,000,000	2012/07/16
19327	Barclays Bank plc	ICBC European Warrants Feb 2013 A	0.257	4.68 per unit	2013/02/18	100,000,000	2012/07/16
19332	Credit Suisse AG	ICBC European Warrants Dec 2012 A	0.150	4.69 per unit	2012/12/24	80,000,000	2012/07/16
19318	HK Bank	China Mobile European Put Warrants Mar 2013 A	0.250	77.880	2013/03/04	80,000,000	2012/07/16
19319	HK Bank	Foxconn European Warrants Jun 2013 A	0.250	3.48 per unit	2013/06/21	40,000,000	2012/07/16
19323	Merrill Lynch Int'l & Co. C.V.	CC Bank Euro Wts Dec 2012 C	0.365	5.19 per unit	2012/12/10	40,000,000	2012/07/16
19321	Merrill Lynch Int'l & Co. C.V.	CC Bank Eu Put Wt Jan 2013A	0.300	4.69 per unit	2013/01/21	40,000,000	2012/07/16
19322	Merrill Lynch Int'l & Co. C.V.	ICBC Euro Wts Dec 2012 B	0.300	4.29 per unit	2012/12/17	40,000,000	2012/07/16
19320	Merrill Lynch Int'l & Co. C.V.	ICBC Euro Put Wt Jan 2013 A	0.260	3.89 per unit	2013/01/21	40,000,000	2012/07/16
19309	SGA Societe Generale Acceptance N.V.	CCB Eur Wt May 2013 A	0.250	6.58 per unit	2013/05/15	200,000,000	2012/07/16
19310	SGA Societe Generale Acceptance N.V.	CLife Eu Wt Mar 2013A	0.250	22.880	2013/03/04	300,000,000	2012/07/16
19311	SGA Societe Generale Acceptance N.V.	CLife Eu Wt Apr 2013A	0.250	23.500	2013/04/03	300,000,000	2012/07/16
19312	SGA Societe Generale Acceptance N.V.	CLife Eu Wt Jun 2013A	0.200	25.000	2013/06/03	300,000,000	2012/07/16
19313	SGA Societe Generale Acceptance N.V.	CPIC Euro Wt Feb 2013A	0.260	28.880	2013/02/04	100,000,000	2012/07/16
19316	SGA Societe Generale Acceptance N.V.	A50 Ch Eu Wt Feb 2013A	0.150	8.880	2013/02/04	500,000,000	2012/07/16
19317	SGA Societe Generale Acceptance N.V.	HKEx Eu Put Wt Dec12C	0.150	114.88 per 100 units	2012/12/24	300,000,000	2012/07/16
19314	SGA Societe Generale Acceptance N.V.	JIANC Eu Wt Feb 2013A	0.250	18.500	2013/02/04	100,000,000	2012/07/16
19315	SGA Societe Generale Acceptance N.V.	PICC P&C Eu Wt Dec13A	0.250	9.350	2013/12/23	150,000,000	2012/07/16

Newly listed derivative warrants (continued)

Code	Issuer	Name of issue	Issue prices (HK\$)	Strike level/ Subscription price (HK\$) per 10 units	Subscription/ exercise period	Unit issued on initial listing	Listing date
19331	UBS AG	China Life European Warrants Feb 2013 A	0.250	23.380	2013/02/25	300,000,000	2012/07/16
19358	BNP Paribas Arbit Issu B.V.	Anhui Conch Euro Wt Apr 2013 A	0.250	23.500	2013/04/03	100,000,000	2012/07/17
19352	BNP Paribas Arbit Issu B.V.	Beijing Ent Euro Wt Apr 2013 A	0.480	57.000	2013/04/03	22,000,000	2012/07/17
19350	BNP Paribas Arbit Issu B.V.	BankComm Euro Wts Apr 2013 A	0.340	6 per unit	2013/04/03	36,000,000	2012/07/17
19351	BNP Paribas Arbit Issu B.V.	BYD European Wts Apr 2013 A	0.250	16.000	2013/04/03	55,000,000	2012/07/17
19349	BNP Paribas Arbit Issu B.V.	CQRC Bank Euro Wts Apr 2013 A	0.470	3.70 per unit	2013/04/03	35,000,000	2012/07/17
19348	BNP Paribas Arbit Issu B.V.	HK Gas European Wts Jun 2013 A	0.250	17.300	2013/06/04	100,000,000	2012/07/17
19356	BNP Paribas Arbit Issu B.V.	ICBC European Wts Feb 2013 B	0.160	4.88 per unit	2013/02/04	100,000,000	2012/07/17
10157	BNP Paribas Arbit Issu B.V.	Oil Futures Euro Wt May 2013 B	0.250	105 per 400 units	2013/05/20	100,000,000	2012/07/17
10156	BNP Paribas Arbit Issu B.V.	Oil Futures Eu Put Wt May 13 A	0.250	73 per 400 units	2013/05/20	100,000,000	2012/07/17
19355	BNP Paribas Arbit Issu B.V.	Sands China Euro Wt Apr 2013 A	0.280	25.000	2013/04/03	100,000,000	2012/07/17
19354	BNP Paribas Arbit Issu B.V.	Weichai Power Eu Wt Apr 2013 A	0.300	32.000	2013/04/03	42,000,000	2012/07/17
19357	BNP Paribas Arbit Issu B.V.	Wynn Macau Euro Wts Apr 2013 A	0.260	18.500	2013/04/03	100,000,000	2012/07/17
19345	Goldman Sachs SP (Asia)	Agri Bk European Wts Apr 2013 A	0.251	3.48 per unit	2013/04/08	80,000,000	2012/07/17
19346	Goldman Sachs SP (Asia)	BankComm European Wts Feb 2013 A	0.261	5.80 per unit	2013/02/04	80,000,000	2012/07/17
19344	Goldman Sachs SP (Asia)	JIANC European Warrants Apr 2013 A	0.174	19.980	2013/04/11	100,000,000	2012/07/17
19342	J P Morgan SP BV	HKEx European Warrants Jan 2013 A	0.250	138.800	2013/01/21	100,000,000	2012/07/17
19343	J P Morgan SP BV	HKEx European Warrants Nov 2013 A	0.150	108 per 100 units	2013/11/26	200,000,000	2012/07/17
19338	Nomura Int'l plc	BOC HK European Warrants Aug 2013 A	0.150	25.880	2013/08/30	80,000,000	2012/07/17
19335	Nomura Int'l plc	China Telecom European Wts Jan 2013 A	0.375	3.30 per unit	2013/01/31	35,000,000	2012/07/17
19336	Nomura Int'l plc	China Unicom European Warrants Aug 2013 A	0.150	11.000	2013/08/30	80,000,000	2012/07/17
19334	Nomura Int'l plc	HSBC European Warrants Dec 2012 A	0.760	60.880	2012/12/24	25,000,000	2012/07/17
19337	Nomura Int'l plc	Yanzhou Coal European Warrants Jun 2013 A	0.150	13.680	2013/06/10	80,000,000	2012/07/17
19339	SGA Societe Generale Acceptance N.V.	AIA Eur Wt Mar 2013 A	0.250	28.000	2013/03/04	100,000,000	2012/07/17
19340	SGA Societe Generale Acceptance N.V.	CNBM Eu Wt Dec 2012 C	0.150	7.480	2012/12/05	150,000,000	2012/07/17
19341	SGA Societe Generale Acceptance N.V.	CNBM Eu Wt Dec 2013 A	0.200	8.220	2013/12/23	150,000,000	2012/07/17
19353	UBS AG	AIA European Warrants Dec 2012 A	0.160	28.330	2012/12/27	100,000,000	2012/07/17
19333	UBS AG	HSI European Put Warrants Dec 2012 I	0.210	20,400 per 9,000 units	2012/12/28	300,000,000	2012/07/17
19347	UBS AG	HSI European Put Warrants Mar 2013 A	0.150	17,400 per 7,200 units	2013/03/27	300,000,000	2012/07/17
19363	BOCI Asia Ltd.	CC Bank European Put Warrants Feb 2013 A	0.250	4.38 per unit	2013/02/22	100,000,000	2012/07/18
19362	BOCI Asia Ltd.	ICBC European Put Warrants Jan 2013 A	0.250	3.88 per unit	2013/01/21	100,000,000	2012/07/18
19368	BNP Paribas Arbit Issu B.V.	CC Bank Euro Wts Apr 2013 B	0.250	5.82 per unit	2013/04/03	200,000,000	2012/07/18
19367	BNP Paribas Arbit Issu B.V.	Hutchison Euro Wts Apr 2013 A	0.250	85.000	2013/04/03	100,000,000	2012/07/18
19369	Credit Suisse AG	CC Bank European Warrants Nov 2012 D	0.300	5.09 per unit	2012/11/30	70,000,000	2012/07/18
19370	Credit Suisse AG	ICBC European Warrants Dec 2012 B	0.220	4.29 per unit	2012/12/24	70,000,000	2012/07/18
19359	Goldman Sachs SP (Asia)	Evergrande European Wts Jan 2013 A	0.460	4.80 per unit	2013/01/30	80,000,000	2012/07/18
19360	Goldman Sachs SP (Asia)	Yurun Food European Wts Jan 2013 A	0.522	7.50 per unit	2013/01/30	80,000,000	2012/07/18
19365	HK Bank	HSI European Warrants Dec 2012 M	0.150	19,888 per 8,000 units	2012/12/28	250,000,000	2012/07/18
19364	HK Bank	Shimao Ppt European Warrants Dec 2013 A	0.250	14.680	2013/12/13	60,000,000	2012/07/18
19374	J P Morgan Int'l Der. Ltd.	CC Bank European Wts Dec 2012 B	0.253	5.08 per unit	2012/12/03	200,000,000	2012/07/18
19375	J P Morgan SP BV	Henganintl European Warrants Oct 2015 A	0.250	82.88 per 100 units	2015/10/05	200,000,000	2012/07/18
19373	J P Morgan SP BV	HSI European Warrants Jan 2013 B	0.150	20,200 per 6,300 units	2013/01/30	300,000,000	2012/07/18
19372	J P Morgan SP BV	ICBC European Warrants Dec 2012 B	0.209	4.28 per unit	2012/12/17	200,000,000	2012/07/18

Newly listed derivative warrants (continued)

Code	Issuer	Name of issue	Issue prices (HK\$)	Strike level/ Subscription price (HK\$) per 10 units	Subscription/ exercise period	Unit issued on initial listing	Listing date
19366	SGA Societe Generale Acceptance NV	Yanzhou Coal Eu Wt Sep13A	0.150	14.000	2013/09/16	100,000,000	2012/07/18
19377	UBS AG	CC Bank European Warrants Jan 2013 A	0.150	5.89 per unit	2013/01/29	200,000,000	2012/07/18
19361	UBS AG	CPIC European Warrants Dec 2012 A	0.180	26.930	2012/12/24	100,000,000	2012/07/18
19378	UBS AG	HSBC European Warrants Dec 2012 B	0.250	73.550	2012/12/24	200,000,000	2012/07/18
19376	UBS AG	ICBC European Warrants Dec 2012 C	0.260	4.29 per unit	2012/12/24	100,000,000	2012/07/18
15836 *	J P Morgan SP BV	HSI European Warrants Oct 2012	0.034	20,600 per 8,000 units	2012/10/30	300,000,000	2012/07/18
19391	BNP Paribas Arbit Issu B.V.	CITIC Bank Euro Wts Feb 2013 B	0.250	4.35 per unit	2013/02/04	60,000,000	2012/07/19
19394	BNP Paribas Arbit Issu B.V.	CITIC Pacific Eu Wt Jan 2014 A	0.250	13.280	2014/01/03	57,000,000	2012/07/19
19392	BNP Paribas Arbit Issu B.V.	CM Bank Euro Warrants Jan 2014 A	0.250	13.880	2014/01/03	100,000,000	2012/07/19
19390	BNP Paribas Arbit Issu B.V.	Henganintl Euro Wts Feb 2013 A	0.340	93.880	2013/02/04	31,000,000	2012/07/19
19393	BNP Paribas Arbit Issu B.V.	HLand Dev Euro Wts Feb 2013 A	0.250	52.000	2013/02/04	53,000,000	2012/07/19
19388	Credit Suisse AG	China Life European Warrants Jan 2013 A	0.168	21.880	2013/01/25	80,000,000	2012/07/19
19395	Goldman Sachs SP (Asia)	Agile Ppt European Wts Jun 2013 A	0.155	12.000	2013/06/26	120,000,000	2012/07/19
19383	Goldman Sachs SP (Asia)	CC Bank European Wts Dec 2012 E	0.280	5.18 per unit	2012/12/10	100,000,000	2012/07/19
19382	Goldman Sachs SP (Asia)	ZTE European Warrants Mar 2013 A	0.150	15.000	2013/03/25	120,000,000	2012/07/19
19384	J P Morgan SP BV	A50 China European Warrants Jan 2013 A	0.328	10.88 per unit	2013/01/21	100,000,000	2012/07/19
19385	J P Morgan SP BV	Galaxy Ent European Warrants Jun 2013 A	0.250	23.880	2013/06/25	200,000,000	2012/07/19
19379	SGA Societe Generale Acceptance N.V.	CMB Eu Wts Dec 2012 A	0.150	13.980	2012/12/19	150,000,000	2012/07/19
19380	SGA Societe Generale Acceptance N.V.	CMB Eu Wts Oct 2013 A	0.150	15.880	2013/10/02	150,000,000	2012/07/19
19381	SGA Societe Generale Acceptance NV	Minsheng Bk Eu Wt Dec 12A	0.250	8 per unit	2012/12/03	50,000,000	2012/07/19
19397	UBS AG	BOCL European Warrants Dec 2012 B	0.190	2.89 per unit	2012/12/28	100,000,000	2012/07/19
19396	UBS AG	China National Building European Warrants Nov 2012A	0.150	7.480	2012/11/26	100,000,000	2012/07/19
19389	UBS AG	HSCEI European Warrants Mar 2013 A	0.150	9,400 per 5,200 units	2013/03/27	100,000,000	2012/07/19
19387	UBS AG	Tencent Holdings European Warrants Dec 2012 B	0.160	239.08 per 100 units	2012/12/24	100,000,000	2012/07/19
19407	Credit Suisse AG	Yanzhou Coal European Warrants Jan 2013 A	0.850	13.88 per unit	2013/01/22	50,000,000	2012/07/20
19404	J P Morgan SP BV	Evergrande European Warrants Feb 2013 A	0.311	4.88 per unit	2013/02/01	100,000,000	2012/07/20
19403	J P Morgan SP BV	Geely Auto European Warrants Feb 2013 A	0.250	3.08 per unit	2013/02/01	80,000,000	2012/07/20
19402	J P Morgan SP BV	Gome European Warrants Oct 2013 A	0.250	1.20 per unit	2013/10/02	100,000,000	2012/07/20
19401	J P Morgan SP BV	Henderson Land Dev European Wts Feb 2013A	0.250	50.880	2013/02/01	100,000,000	2012/07/20
19400	J P Morgan SP BV	Li & Fung European Warrants Jun 2013 A	0.150	16.000	2013/06/27	180,000,000	2012/07/20
19405	Macquarie Bank Ltd.	CC Bank European Warrants Dec 2012 B	0.150	5.50 per unit	2012/12/04	100,000,000	2012/07/20
19406	Macquarie Bank Ltd.	CC Bank European Put Wts Feb 2013 A	0.250	4.18 per unit	2013/02/04	100,000,000	2012/07/20
19414	Macquarie Bank Ltd.	China Life European Wts Feb 2013 A	0.166	21.930	2013/02/04	200,000,000	2012/07/20
19410	SGA Societe Generale Acceptance N.V.	CCB Eur Wt Jan 2013 B	0.450	4.80 per unit	2013/01/21	150,000,000	2012/07/20
19398	SGA Societe Generale Acceptance N.V.	CITBK Eu Wt Jan2013A	0.360	3.80 per unit	2013/01/21	50,000,000	2012/07/20
19411	SGA Societe Generale Acceptance N.V.	HSBC Eu Wt Oct 2012 C	0.220	70.000	2012/10/24	200,000,000	2012/07/20
19412	SGA Societe Generale Acceptance N.V.	HSBC Eu Wt Dec 2012 B	0.250	70.000	2012/12/03	200,000,000	2012/07/20
19413	SGA Societe Generale Acceptance N.V.	HSBC Eu Wt Jan 2013 A	0.320	68.880	2013/01/02	200,000,000	2012/07/20
19408	SGA Societe Generale Acceptance N.V.	HSI Eur Wt Nov 2012 D	0.150	19,000 per 9,400 units	2012/11/29	300,000,000	2012/07/20
19409	SGA Societe Generale Acceptance N.V.	HSI Eur Wt Dec 2012 C	0.150	19,000 per 10,000 units	2012/12/28	300,000,000	2012/07/20
19399	SGA Societe Generale Acceptance N.V.	ICBC Eu Wt Jan 2013 B	0.300	4.18 per unit	2013/01/21	200,000,000	2012/07/20
19419	UBS AG	BYD European Warrants Feb 2013 A	0.180	16.220	2013/02/18	100,000,000	2012/07/20
19417	UBS AG	China Life European Put Warrants Mar 2013 A	0.170	19.000	2013/03/11	100,000,000	2012/07/20

Newly listed derivative warrants (continued)

Code	Issuer	Name of issue	Issue prices (HK\$)	Strike level/ Subscription price (HK\$) per 10 units	Subscription/ exercise period	Unit issued on initial listing	Listing date
19420	UBS AG	CNOOC European Put Warrants Nov 2012 E	0.150	15.000	2012/11/02	100,000,000	2012/07/20
19415	UBS AG	Chow Tai Fook European Warrants Dec 2012 A	0.450	11 per unit	2012/12/28	50,000,000	2012/07/20
19418	UBS AG	A50 China European Warrants May 2014 A	0.150	10.020	2014/05/05	300,000,000	2012/07/20
19416	UBS AG	HSBC European Put Warrants Nov 2012 A	0.240	58.000	2012/11/27	100,000,000	2012/07/20
19431	HK Bank	CC Bank European Warrants Mar 2013 B	0.250	5.40 per unit	2013/03/04	80,000,000	2012/07/23
19432	HK Bank	A50 China European Warrants May 2013 A	0.250	12.28 per unit	2013/05/20	80,000,000	2012/07/23
19433	HK Bank	HSI European Warrants Jan 2013 A	0.150	19,488 per 7,000 units	2013/01/30	250,000,000	2012/07/23
19434	HK Bank	HSI European Warrants Mar 2013 A	0.250	18,500 per 7,500 units	2013/03/27	250,000,000	2012/07/23
19445	J P Morgan SP BV	Anhui Conch European Warrants Dec 2012 A	0.150	25.000	2012/12/03	200,000,000	2012/07/23
19444	J P Morgan SP BV	CM Bank European Warrants Dec 2013 A	0.250	14.500	2013/12/31	200,000,000	2012/07/23
19443	J P Morgan SP BV	Ch Overseas European Warrants Jul 2013 A	0.250	20.880	2013/07/02	200,000,000	2012/07/23
19442	J P Morgan SP BV	Chow Tai Fook European Warrants Oct 2014A	0.250	10.000	2014/10/03	100,000,000	2012/07/23
19440	J P Morgan SP BV	A50 China European Warrants Sep 2014 A	0.150	11.000	2014/09/15	200,000,000	2012/07/23
19441	J P Morgan SP BV	GCL-Poly European Warrants Jan 2014 A	0.251	2.38 per unit	2014/01/20	150,000,000	2012/07/23
19439	J P Morgan SP BV	Luk Fook Hold European Warrants May 2013A	0.250	18.880	2013/05/03	88,000,000	2012/07/23
19438	J P Morgan SP BV	Sands China European Warrants Jul 2013 A	0.250	28.000	2013/07/02	200,000,000	2012/07/23
19437	J P Morgan SP BV	ZTE European Warrants Apr 2013 A	0.250	12.880	2013/04/02	100,000,000	2012/07/23
19446	Macquarie Bank Ltd.	Agricultural Bk Euro Warrants Jan 2013 B	0.150	3.38 per unit	2013/01/03	100,000,000	2012/07/23
19451	Macquarie Bank Ltd.	HSBC European Warrants Feb 2013 A	0.158	75.800	2013/02/06	180,000,000	2012/07/23
19447	Macquarie Bank Ltd.	ICBC European Warrants Feb 2013 A	0.150	4.68 per unit	2013/02/06	120,000,000	2012/07/23
19448	Macquarie Bank Ltd.	ZTE European Warrants Mar 2013 A	0.250	12.880	2013/03/04	180,000,000	2012/07/23
19421	Merrill Lynch Int'l & Co. C.V.	BOCL European Wt Jan 2013 A	0.192	2.89 per unit	2013/01/07	60,000,000	2012/07/23
19425	Merrill Lynch Int'l & Co. C.V.	CNOOC Euro Wts Nov 2013 A	0.179	16.190	2013/11/27	60,000,000	2012/07/23
19430	Merrill Lynch Int'l & Co. C.V.	Sinopec Euro Wts Dec 2012 A	0.320	7.29 per unit	2012/12/24	40,000,000	2012/07/23
19422	Merrill Lynch Int'l & Co. C.V.	HSBC Euro Wts Dec 2012 C	0.265	70.010	2012/12/03	60,000,000	2012/07/23
19423	Merrill Lynch Int'l & Co. C.V.	HSBC Euro Wts Dec 2012 D	0.201	73.510	2012/12/24	60,000,000	2012/07/23
19424	Merrill Lynch Int'l & Co. C.V.	Hutchison Eur Wt Nov 2012 C	0.250	75.010	2012/11/26	40,000,000	2012/07/23
19429	Merrill Lynch Int'l & Co. C.V.	PetroChina Eu Wt Dec 2012 A	0.212	10.89 per unit	2012/12/10	60,000,000	2012/07/23
19450	SGA Societe Generale Acceptance N.V.	AGBK Eu Wt Feb 2013 A	0.170	3.39 per unit	2013/02/18	200,000,000	2012/07/23
19436	UBS AG	CC Bank European Put Warrants Feb 2013 A	0.250	4.28 per unit	2013/02/04	100,000,000	2012/07/23
19435	UBS AG	ICBC European Put Warrants Jan 2013 B	0.250	3.68 per unit	2013/01/28	100,000,000	2012/07/23
19449	UBS AG	Ping An European Warrants Dec 2012 B	0.220	70.050	2012/12/04	100,000,000	2012/07/23
19468	Credit Suisse AG	Hutchison European Put Warrants Dec 2012B	0.260	63.880	2012/12/04	80,000,000	2012/07/24
19480	Daiwa Capital Mkt	BOCL European Warrants May 2013 A	0.150	3.33 per unit	2013/05/27	108,000,000	2012/07/24
19471	Daiwa Capital Mkt	CCB European Warrants Dec 2012 A	0.260	5.08 per unit	2012/12/03	128,000,000	2012/07/24
19472	Daiwa Capital Mkt	CCB European Warrants Feb 2013 A	0.150	5.78 per unit	2013/02/06	128,000,000	2012/07/24
19476	Daiwa Capital Mkt	China Life European Warrants Feb 2013 A	0.210	22.900	2013/02/25	138,000,000	2012/07/24
19478	Daiwa Capital Mkt	China Life European Warrants Jun 2013 A	0.150	24.980	2013/06/03	138,000,000	2012/07/24
19479	Daiwa Capital Mkt	China Life European Put Wts Jul 2013 A	0.250	19.800	2013/07/02	80,000,000	2012/07/24
19473	Daiwa Capital Mkt	China Mobile European Wts Jan 2013 A	0.520	87.480	2013/01/02	128,000,000	2012/07/24
19474	Daiwa Capital Mkt	China Mobile European Put Wts Jan 2013 B	0.210	74.980	2013/01/08	80,000,000	2012/07/24
19470	Daiwa Capital Mkt	HSBC European Warrants Feb 2013 A	0.230	75.800	2013/02/06	128,000,000	2012/07/24
19475	Daiwa Capital Mkt	ICBC European Warrants Jan 2013 A	0.450	3.88 per unit	2013/01/02	128,000,000	2012/07/24

Newly listed derivative warrants (continued)

Code	Issuer	Name of issue	Issue prices (HK\$)	Strike level/ Subscription price (HK\$) per 10 units	Subscription/ exercise period	Unit issued on initial listing	Listing date
19458	Goldman Sachs SP (Asia)	BEA European Warrants Jul 2013 A	0.250	30.000	2013/07/29	80,000,000	2012/07/24
19459	Goldman Sachs SP (Asia)	Dongfang Elec Euro Wts Jul 2013 A	0.252	16.000	2013/07/29	80,000,000	2012/07/24
19464	HK Bank	HSI European Put Warrants Feb 2013 A	0.250	19,500 per 8,000 units	2013/02/27	250,000,000	2012/07/24
19465	J P Morgan SP BV	Ch Ship Dev European Warrants Aug 2013 A	0.250	4.50 per unit	2013/08/26	50,000,000	2012/07/24
19456	Nomura Int'l plc	CC Bank European Warrants Nov 2012 A	0.220	5.09 per unit	2012/11/30	50,000,000	2012/07/24
19455	Nomura Int'l plc	Ch Overseas European Warrants Feb 2013 A	0.170	20.000	2013/02/28	75,000,000	2012/07/24
19453	Nomura Int'l plc	HKEx European Warrants Mar 2013 A	0.160	90.88 per 100 units	2013/03/08	75,000,000	2012/07/24
19457	Nomura Int'l plc	ICBC European Warrants Jan 2013 A	0.460	3.73 per unit	2013/01/31	25,000,000	2012/07/24
19452	Nomura Int'l plc	JIANG European Warrants Jan 2013 A	0.250	16.500	2013/01/31	50,000,000	2012/07/24
19462	CC Rabobank B.A.	Ch State Con European Warrants Jan 2013 A	0.700	10 per unit	2013/01/24	100,000,000	2012/07/24
19461	CC Rabobank B.A.	GCL-Poly Energy European Wts Mar 2013 A	0.250	1.55 per unit	2013/03/18	100,000,000	2012/07/24
19460	CC Rabobank B.A.	Skyworth Digital European Wts Jan 2013 A	0.450	3.75 per unit	2013/01/28	80,000,000	2012/07/24
19463	CC Rabobank B.A.	ZTE European Warrants Oct 2013 A	0.250	11.500	2013/10/28	80,000,000	2012/07/24
19467	Standard Chartered Bank	HKEx European Warrants Nov 2014 A	0.250	99.88 per 100 units	2014/11/03	200,000,000	2012/07/24
19466	Standard Chartered Bank	ICBC European Warrants Jul 2013 A	0.250	4.48 per unit	2013/07/05	200,000,000	2012/07/24
19469	UBS AG	CC Bank European Warrants Nov 2012 E	0.260	5.09 per unit	2012/11/28	200,000,000	2012/07/24
19485	BOCI Asia Ltd.	BOC HK European Warrants Sep 2013 A	0.170	25.880	2013/09/03	100,000,000	2012/07/25
19487	BOCI Asia Ltd.	HSBC European Warrants May 2013 A	0.180	82.880	2013/05/02	100,000,000	2012/07/25
19486	BOCI Asia Ltd.	HSBC European Put Warrants Feb 2013 A	0.250	56.000	2013/02/04	100,000,000	2012/07/25
19491	Credit Suisse AG	AIA European Warrants Nov 2012 A	0.150	28.500	2012/11/26	100,000,000	2012/07/25
19497	Credit Suisse AG	CC Bank European Put Warrants Jan 2013 A	0.250	4.23 per unit	2013/01/25	70,000,000	2012/07/25
19490	Credit Suisse AG	China Mobile European Put Wts Jan 2013 A	0.150	75.000	2013/01/02	80,000,000	2012/07/25
19498	Credit Suisse AG	HKEx European Warrants Jan 2013 A	0.550	105.880	2013/01/25	80,000,000	2012/07/25
19483	HK Bank	Cheung Kong European Warrants Nov 2012 A	0.150	118.980	2012/11/30	100,000,000	2012/07/25
19494	Macquarie Bank Ltd.	HSBC European Put Warrants Dec 2012 A	0.154	58.000	2012/12/04	200,000,000	2012/07/25
19481	Macquarie Bank Ltd.	Hutchison European Put Wts Feb 2013 A	0.250	62.880	2013/02/05	180,000,000	2012/07/25
19493	Macquarie Bank Ltd.	ICBC European Put Warrants Jan 2013 C	0.222	3.88 per unit	2013/01/14	100,000,000	2012/07/25
19489	Standard Chartered Bank	BOCL European Warrants Aug 2013 A	0.250	2.88 per unit	2013/08/08	100,000,000	2012/07/25
19488	Standard Chartered Bank	Sinopec Corp Euro Wts Mar 2013 A	0.250	8.18 per unit	2013/03/01	100,000,000	2012/07/25
19482	SGA Societe Generale Acceptance N.V.	CK(H) Eu Wt Dec 2012D	0.224	118.980	2012/12/03	200,000,000	2012/07/25
19495	UBS AG	CC Bank European Warrants Jan 2013 B	0.420	4.88 per unit	2013/01/28	200,000,000	2012/07/25
19492	UBS AG	HKEx European Warrants Mar 2013 B	0.170	90.93 per 100 units	2013/03/11	300,000,000	2012/07/25
19496	UBS AG	HSI European Warrants Sep 2013 A	0.250	20,000 per 7,000 units	2013/09/27	300,000,000	2012/07/25
19484	UBS AG	ICBC European Warrants Jan 2013 C	0.150	4.89 per unit	2013/01/28	100,000,000	2012/07/25
19514	Daiwa Capital Mkt	HSCEI European Put Warrants Jun 2013 A	0.170	9,000 per 5,000 units	2013/06/27	100,000,000	2012/07/26
19512	Daiwa Capital Mkt	HSI European Warrants May 2013 A	0.200	19,500 per 8,000 units	2013/05/30	200,000,000	2012/07/26
19513	Daiwa Capital Mkt	HSI European Put Warrants Jan 2013 B	0.250	21,000 per 9,600 units	2013/01/30	200,000,000	2012/07/26
19499	Goldman Sachs SP (Asia)	HSCEI European Put Wts Feb 2013 A	0.250	9,000 per 3,000 units	2013/02/27	150,000,000	2012/07/26
19510	J P Morgan SP BV	Ch Oilfield Euro Wts Aug 2013 A	0.250	13.500	2013/08/30	200,000,000	2012/07/26
19509	J P Morgan SP BV	Dongfeng Motor European Wts Dec 2013 A	0.250	12.000	2013/12/02	200,000,000	2012/07/26
19507	Macquarie Bank Ltd.	China Railway European Wts Feb 2013 A	0.256	3.90 per unit	2013/02/04	100,000,000	2012/07/26
19518	Macquarie Bank Ltd.	CSR European Warrants Jan 2013 A	0.320	6.88 per unit	2013/01/28	100,000,000	2012/07/26
19519	Macquarie Bank Ltd.	Hang Lung Ppt European Wts Apr 2013 A	0.250	30.000	2013/04/03	100,000,000	2012/07/26

Newly listed derivative warrants (continued)

Code	Issuer	Name of issue	Issue prices (HK\$)	Strike level/ Subscription price (HK\$) per 10 units	Subscription/ exercise period	Unit issued on initial listing	Listing date
19515	Macquarie Bank Ltd.	SHK Ppt European Warrants Jan 2013 A	0.150	112.800	2013/01/03	180,000,000	2012/07/26
19517	Macquarie Bank Ltd.	Swrie Pacific A Euro Wts Feb 2013 A	0.250	105.000	2013/02/04	180,000,000	2012/07/26
19516	Macquarie Bank Ltd.	Wharf European Warrants Feb 2013 A	0.250	50.000	2013/02/04	100,000,000	2012/07/26
19505	Standard Chartered Bank	CTel European Warrants Jan 2013 A	0.203	3.78 per unit	2013/01/07	100,000,000	2012/07/26
19506	Standard Chartered Bank	A50 China Euro Warrants Jul 2013 A	0.156	8.880	2013/07/05	200,000,000	2012/07/26
19511	Standard Chartered Bank	HSI European Warrants Dec 2012 C	0.150	19,000 per 10,000 units	2012/12/28	200,000,000	2012/07/26
19504	Standard Chartered Bank	Hutchison Euro Euro Wts Jan 2013 A	0.260	80.880	2013/01/28	50,000,000	2012/07/26
19500	SGA Societe Generale Acceptance N.V.	BOCHK Eu Wt Dec 2013A	0.150	26.000	2013/12/23	100,000,000	2012/07/26
19501	SGA Societe Generale Acceptance NV	Yanzhou Coal Eu Wt Dec13A	0.160	14.280	2013/12/02	100,000,000	2012/07/26
19502	UBS AG	CC Bank European Warrants Jan 2013 C	0.250	5.38 per unit	2013/01/28	200,000,000	2012/07/26
19520	UBS AG	China Mobile European Warrants Nov 2012 B	0.150	100.100	2012/11/02	100,000,000	2012/07/26
19503	UBS AG	HSI European Put Warrants Nov 2012 E	0.150	18,800 per 7,500 units	2012/11/29	300,000,000	2012/07/26
19508	UBS AG	Hutchison European Put Warrants Dec 2012 C	0.200	60.000	2012/12/24	100,000,000	2012/07/26
16574 #	Merrill Lynch Int'l & Co. C.V.	HSI European Wts Oct 2012	0.046	20,600 per 8,000 units	2012/10/30	320,000,000	2012/07/26
19531	BOCI Asia Ltd.	China Life European Warrants Feb 2013 A	0.200	23.380	2013/02/25	100,000,000	2012/07/27
19529	BOCI Asia Ltd.	HSI European Warrants Jan 2013 A	0.170	19,400 per 7,000 units	2013/01/30	100,000,000	2012/07/27
19528	BOCI Asia Ltd.	HSI European Put Warrants Dec 2012 C	0.150	18,500 per 7,000 units	2012/12/28	100,000,000	2012/07/27
19530	BOCI Asia Ltd.	PetroChina European Warrants Nov 2013 A	0.150	9.800	2013/11/04	100,000,000	2012/07/27
19526	BNP Paribas Arbit Issu B.V.	Prada European Wts Oct 2015 A	0.180	62.90 per 100 units	2015/10/05	100,000,000	2012/07/27
19537	Credit Suisse AG	China Unicom European Put Wts Jan 2013 B	0.650	9.48 per unit	2013/01/28	70,000,000	2012/07/27
19534	Credit Suisse AG	HSI European Warrants Nov 2012 E	0.150	20,000 per 6,000 units	2012/11/29	300,000,000	2012/07/27
19535	Credit Suisse AG	Ping An European Put Warrants Nov 2012 B	0.270	58.000	2012/11/02	80,000,000	2012/07/27
19536	Credit Suisse AG	Tencent Holdings Euro Put Wts Feb 2013 A	0.150	205.88 per 100 units	2013/02/04	100,000,000	2012/07/27
19523	HK Bank	HSCEI European Warrants Dec 2013 A	0.150	10,638 per 5,000 units	2013/12/30	150,000,000	2012/07/27
19522	HK Bank	HSCEI European Put Warrants Mar 2013 A	0.250	10,200 per 5,000 units	2013/03/27	150,000,000	2012/07/27
19533	Macquarie Bank Ltd.	CNBM European Warrants Dec 2013 A	0.150	8.230	2013/12/13	150,000,000	2012/07/27
19532	Macquarie Bank Ltd.	CRCC European Warrants Dec 2013 A	0.150	7.420	2013/12/03	150,000,000	2012/07/27
19525	Macquarie Bank Ltd.	A50 China European Warrants Feb 2013 A	0.250	11.88 per unit	2013/02/04	110,000,000	2012/07/27
19524	Macquarie Bank Ltd.	GCL-Poly Energy European Wts Jul 2013 A	0.250	1.88 per unit	2013/07/03	100,000,000	2012/07/27
19527	Macquarie Bank Ltd.	Poly HK Inv European Wts Feb 2013 A	0.250	6 per unit	2013/02/04	100,000,000	2012/07/27
19521	Macquarie Bank Ltd.	Xinyi Glass European Warrants Jan 13 A	0.252	4.88 per unit	2013/01/28	90,000,000	2012/07/27
19557	Daiwa Capital Mkt	Agricultural Bank European Wts Feb 2013 A	0.320	2.98 per unit	2013/02/22	128,000,000	2012/07/30
19554	Daiwa Capital Mkt	BOCL European Put Warrants Feb 2013 A	0.250	2.68 per unit	2013/02/01	80,000,000	2012/07/30
19556	Daiwa Capital Mkt	CCB European Put Warrants Jan 2013 A	0.190	4.18 per unit	2013/01/28	108,000,000	2012/07/30
19553	Daiwa Capital Mkt	China Life European Warrants Feb 2013 B	0.250	20.980	2013/02/08	168,000,000	2012/07/30
19551	Daiwa Capital Mkt	A50 China European Warrants Jul 2013 A	0.150	8.880	2013/07/05	208,000,000	2012/07/30
19552	Daiwa Capital Mkt	A50 China European Put Wts Jul 2014 A	0.250	10.180	2014/07/02	108,000,000	2012/07/30
19559	Daiwa Capital Mkt	HSI European Put Warrants Mar 2013 E	0.250	19,400 per 8,500 units	2013/03/27	200,000,000	2012/07/30
19558	Daiwa Capital Mkt	Hutchison European Put Wts Feb 2013 A	0.250	58.000	2013/02/08	100,000,000	2012/07/30
19555	Daiwa Capital Mkt	ICBC European Put Warrants Feb 2013 A	0.250	3.80 per unit	2013/02/01	80,000,000	2012/07/30
19542	J P Morgan SP BV	Ch Comm Cons European Warrants Dec 2014 A	0.150	9.000	2014/12/01	288,000,000	2012/07/30
19541	J P Morgan SP BV	China Mob European Wts Feb 2013 A	0.250	100.880	2013/02/01	200,000,000	2012/07/30
19546	Macquarie Bank Ltd.	China Coal European Wts Feb 2013 A	0.326	8.38 per unit	2013/02/04	100,000,000	2012/07/30

Newly listed derivative warrants (continued)

Code	Issuer	Name of issue	Issue prices (HK\$)	Strike level/ Subscription price (HK\$) per 10 units	Subscription/ exercise period	Unit issued on initial listing	Listing date
19538	Macquarie Bank Ltd.	A50 China European Warrants Nov 2014 A	0.150	11.600	2014/11/04	200,000,000	2012/07/30
19543	Macquarie Bank Ltd.	HSBC European Warrants Jan 2013 B	0.271	68.880	2013/01/03	180,000,000	2012/07/30
19545	Macquarie Bank Ltd.	PICC P&C European Warrants Dec 2013 A	0.161	9.350	2013/12/16	180,000,000	2012/07/30
19544	Macquarie Bank Ltd.	Yanzhou Coal European Wts Sep 2013 A	0.150	14.000	2013/09/16	180,000,000	2012/07/30
19539	Macquarie Bank Ltd.	Zoomlion European Warrants Feb 2013 A	0.386	11.88 per unit	2013/02/04	80,000,000	2012/07/30
19547	SGA Societe Generale Acceptance N.V.	CNBM Eu Wt Feb 2014 A	0.160	10.280	2014/02/05	150,000,000	2012/07/30
19548	SGA Societe Generale Acceptance N.V.	HSBC Eu Wt Dec 2012 C	0.390	63.000	2012/12/12	200,000,000	2012/07/30
19560	UBS AG	China Mobile European Warrants Dec 2012 B	0.440	87.060	2012/12/24	200,000,000	2012/07/30
19549	UBS AG	HSBC European Warrants Dec 2012 C	0.204	68.930	2012/12/31	200,000,000	2012/07/30
19550	UBS AG	HSCEI European Warrants Sep 2013 A	0.150	10,000 per 4,800 units	2013/09/27	100,000,000	2012/07/30
19540	UBS AG	HSI European Warrants Jan 2013 A	0.150	20,400 per 6,300 units	2013/01/30	300,000,000	2012/07/30
19566	BNP Paribas Arbit Issu B.V.	HSI Euro Put Wts Dec 2012 D	0.150	18,500 per 7,000 units	2012/12/28	200,000,000	2012/07/31
19567	Credit Suisse AG	HSBC European Wts Dec 2012 A	0.150	68.900	2012/12/24	80,000,000	2012/07/31
19568	Credit Suisse AG	HSBC European Wts Dec 2012 B	0.350	63.000	2012/12/10	80,000,000	2012/07/31
19569	Credit Suisse AG	HSBC European Put Warrants Dec 2012 C	0.180	53.950	2012/12/03	80,000,000	2012/07/31
19561	J P Morgan SP BV	BOCL European Warrants Feb 2013 A	0.250	2.90 per unit	2013/02/28	200,000,000	2012/07/31
19565	Macquarie Bank Ltd.	BYD European Warrants Mar 2013 A	0.150	16.880	2013/03/04	180,000,000	2012/07/31
19563	Macquarie Bank Ltd.	Dongfang Elec European Wts Nov 2013 A	0.250	15.000	2013/11/04	160,000,000	2012/07/31
19564	Macquarie Bank Ltd.	Yurun Food European Wts Feb 2013 A	0.274	6.88 per unit	2013/02/04	100,000,000	2012/07/31
19562	SGA Societe Generale Acceptance N.V.	Anhui Conch Eu Wt Feb13B	0.250	21.600	2013/02/04	100,000,000	2012/07/31
19570	UBS AG	CNOOC European Warrants Apr 2013 B	0.250	15.280	2013/04/22	200,000,000	2012/07/31
19589	Credit Suisse AG	Ping An European Warrants Dec 2012 D	0.300	65.000	2012/12/04	80,000,000	2012/08/01
19576	Goldman Sachs SP (Asia)	CC Bank European Wts Feb 2013 A	0.358	5 per unit	2013/02/04	100,000,000	2012/08/01
19575	Goldman Sachs SP (Asia)	China Life Euro Wts Feb 2013 A	0.150	23.380	2013/02/22	100,000,000	2012/08/01
19574	Goldman Sachs SP (Asia)	China Mobile Euro Wts Feb 2013 A	0.420	90.880	2013/02/25	100,000,000	2012/08/01
19572	Goldman Sachs SP (Asia)	HSBC European Warrants Dec 2012 B	0.162	68.900	2012/12/18	100,000,000	2012/08/01
19573	Goldman Sachs SP (Asia)	Hutchison European Wts Feb 2013 A	0.386	73.880	2013/02/25	100,000,000	2012/08/01
19581	J P Morgan SP BV	HSI European Warrants Mar 2013 B	0.250	18,800 per 6,800 units	2013/03/27	300,000,000	2012/08/01
19580	J P Morgan SP BV	HSI European Put Warrants Feb 2013 A	0.250	19,600 per 8,000 units	2013/02/27	300,000,000	2012/08/01
19587	Macquarie Bank Ltd.	Ch Comm Cons European Wts Feb 2013 A	0.385	8.38 per unit	2013/02/04	100,000,000	2012/08/01
19586	Macquarie Bank Ltd.	NCI European Warrants Feb 2013 A	0.250	30.000	2013/02/04	180,000,000	2012/08/01
19585	Macquarie Bank Ltd.	PICC P&C European Warrants Dec 2013 B	0.150	9.350	2013/12/19	180,000,000	2012/08/01
19578	CC Rabobank B.A.	CNBM European Warrants Dec 2013 A	0.150	8.230	2013/12/16	120,000,000	2012/08/01
19577	CC Rabobank B.A.	Sands China European Warrants Feb 2013 A	0.300	24.800	2013/02/04	100,000,000	2012/08/01
19582	Standard Chartered Bank	HSBC European Warrants Feb 2013 B	0.290	66.880	2013/02/08	120,000,000	2012/08/01
19583	Standard Chartered Bank	HSBC European Put Wts Jan 2013 A	0.175	49.950	2013/01/07	80,000,000	2012/08/01
19588	SGA Societe Generale Acceptance N.V.	HSBC Eu Put Wt Feb 13A	0.270	54.000	2013/02/04	200,000,000	2012/08/01
19584	SGA Societe Generale Acceptance N.V.	HSI Eur Wt Jan 2013 A	0.160	19,400 per 7,000 units	2013/01/30	300,000,000	2012/08/01
19571	SGA Societe Generale Acceptance N.V.	HSI Eu Put Wt Dec 12 D	0.150	19,000 per 8,000 units	2012/12/28	300,000,000	2012/08/01
19579	UBS AG	AIA European Warrants Feb 2013 A	0.250	26.880	2013/02/08	100,000,000	2012/08/01
19592	UBS AG	China Mobile European Put Warrants Dec 2012 C	0.190	74.950	2012/12/24	100,000,000	2012/08/01
19591	UBS AG	China National Building European Wts Dec 2013 A	0.150	8.230	2013/12/16	100,000,000	2012/08/01
19593	UBS AG	China Tel European Warrants Dec 2012 B	0.150	4.89 per unit	2012/12/24	100,000,000	2012/08/01

Newly listed derivative warrants (continued)

Code	Issuer	Name of issue	Issue prices (HK\$)	Strike level/ Subscription price (HK\$) per 10 units	Subscription/ exercise period	Unit issued on initial listing	Listing date
19590	UBS AG	Evergrande European Warrants Nov 2012 B	0.360	3.89 per unit	2012/11/26	100,000,000	2012/08/01
19602	Credit Suisse AG	ChiUnicom European Warrants Dec 2012 B	0.600	12.83 per unit	2012/12/24	80,000,000	2012/08/02
19608	Bank of East Asia	China Railway European Wts Feb 2013 A	0.250	4.26 per unit	2013/02/26	50,000,000	2012/08/02
19609	Bank of East Asia	Dongfeng European Warrants Jun 2014 A	0.250	12.000	2014/06/26	130,000,000	2012/08/02
19611	Bank of East Asia	Li & Fung European Warrants Aug 2013 A	0.250	15.000	2013/08/26	100,000,000	2012/08/02
19610	Bank of East Asia	PICC European Warrants Dec 2013 A	0.150	9.350	2013/12/16	170,000,000	2012/08/02
19596	Goldman Sachs SP (Asia)	HSBC European Warrants Feb 2013 A	0.389	65.000	2013/02/04	100,000,000	2012/08/02
19603	Goldman Sachs SP (Asia)	Lenovo European Wts Mar 2013 B	0.539	6 per unit	2013/03/25	80,000,000	2012/08/02
19607	Goldman Sachs SP (Asia)	Yurun Food European Wts Mar 2013 A	0.401	6 per unit	2013/03/25	80,000,000	2012/08/02
19594	J P Morgan Int'l Der. Ltd.	HSCEI European Wts Mar 2013 B	0.250	8,800 per 4,800 units	2013/03/27	300,000,000	2012/08/02
19598	Macquarie Bank Ltd.	Bank of EA European Wts Jul 2013 A	0.189	30.000	2013/07/22	150,000,000	2012/08/02
19600	Macquarie Bank Ltd.	Country Garden European Wts Oct 2013 A	0.250	4 per unit	2013/10/03	100,000,000	2012/08/02
19597	Macquarie Bank Ltd.	CITIC Pacific European Wts Jan 2014 A	0.150	13.280	2014/01/03	150,000,000	2012/08/02
19601	Macquarie Bank Ltd.	HKEx European Put Warrants Feb 2013 B	0.551	88.880	2013/02/04	180,000,000	2012/08/02
19599	Macquarie Bank Ltd.	Nine Dragons European Wts Feb 2013 A	0.250	4.38 per unit	2013/02/04	100,000,000	2012/08/02
19595	Standard Chartered Bank	China Railway Euro Wts Jul 2013 A	0.360	3.88 per unit	2013/07/10	50,000,000	2012/08/02
19606	UBS AG	China Unicom European Warrants May 2013 A	0.150	12.400	2013/05/27	100,000,000	2012/08/02
19605	UBS AG	HSI European Warrants Jan 2013 B	0.150	19,400 per 7,000 units	2013/01/30	300,000,000	2012/08/02
19604	UBS AG	Hutchison European Warrants Jan 2013 A	0.180	80.930	2013/01/28	200,000,000	2012/08/02
19626	Daiwa Capital Mkt	AIA European Warrants Apr 2013 A	0.250	28.480	2013/04/29	108,000,000	2012/08/03
19627	Daiwa Capital Mkt	AIA European Put Warrants Jun 2013 A	0.250	25.680	2013/06/05	108,000,000	2012/08/03
19628	Daiwa Capital Mkt	China Mobile European Wts Dec 2012 A	0.280	94.080	2012/12/27	128,000,000	2012/08/03
19625	Daiwa Capital Mkt	China Mobile European Wts Feb 2013 A	0.250	99.180	2013/02/04	128,000,000	2012/08/03
19623	Daiwa Capital Mkt	CNOOC European Warrants Oct 2013 A	0.250	16.280	2013/10/07	108,000,000	2012/08/03
19624	Daiwa Capital Mkt	CNOOC European Put Warrants Jun 2013 A	0.250	14.680	2013/06/18	108,000,000	2012/08/03
19622	Daiwa Capital Mkt	Sinopec Corp European Wts Mar 2013 A	0.250	8.28 per unit	2013/03/25	108,000,000	2012/08/03
19616	Daiwa Capital Mkt	HSBC European Warrants Feb 2013 B	0.400	64.880	2013/02/04	128,000,000	2012/08/03
19617	Daiwa Capital Mkt	HSBC European Put Warrants Jan 2013 C	0.400	60.450	2013/01/07	80,000,000	2012/08/03
19618	Daiwa Capital Mkt	HSBC European Put Warrants Mar 2014 A	0.150	68.88 per 100 units	2014/03/31	128,000,000	2012/08/03
19619	Daiwa Capital Mkt	Hutchison European Warrants Dec 2012 B	0.310	73.880	2012/12/27	128,000,000	2012/08/03
19620	Daiwa Capital Mkt	Hutchison European Warrants Feb 2013 B	0.250	81.880	2013/02/04	128,000,000	2012/08/03
19621	Daiwa Capital Mkt	Hutchison European Warrants Apr 2013 A	0.250	86.880	2013/04/10	128,000,000	2012/08/03
19614	J P Morgan SP BV	BEA European Warrants Jun 2013 A	0.250	28.880	2013/06/04	68,000,000	2012/08/03
19615	J P Morgan SP BV	HSI European Put Warrants Feb 2013 B	0.151	18,600 per 7,000 units	2013/02/27	300,000,000	2012/08/03
19613	J P Morgan SP BV	SJM Holdings European Warrants Jun 2013 A	0.150	15.000	2013/06/04	120,000,000	2012/08/03
19629	Macquarie Bank Ltd.	China Agri European Wts Feb 2013 A	0.283	4.88 per unit	2013/02/04	100,000,000	2012/08/03
19631	Macquarie Bank Ltd.	Henderson Land Dev Euro Wts Feb 2013 A	0.250	52.000	2013/02/04	120,000,000	2012/08/03
19630	Macquarie Bank Ltd.	Shui On Land European Wts Jul 2013 A	0.250	4.18 per unit	2013/07/03	100,000,000	2012/08/03
19612	Standard Chartered Bank	Sands China Euro Wts Dec 2012 A	0.163	24.880	2012/12/28	65,000,000	2012/08/03
19644	Daiwa Capital Mkt	HSCEI European Put Warrants Jun 2013 B	0.250	10,000 per 6,500 units	2013/06/27	100,000,000	2012/08/06
19645	Daiwa Capital Mkt	HSCEI European Put Warrants Jun 2013 C	0.260	11,000 per 8,800 units	2013/06/27	100,000,000	2012/08/06
19651	Daiwa Capital Mkt	HSI European Warrants Apr 2013 A	0.250	18,800 per 8,600 units	2013/04/29	200,000,000	2012/08/06
19652	Daiwa Capital Mkt	HSI European Warrants Jul 2013 A	0.250	18,000 per 10,000 units	2013/07/30	200,000,000	2012/08/06

Newly listed derivative warrants (continued)

Code	Issuer	Name of issue	Issue prices (HK\$)	Strike level/ Subscription price (HK\$) per 10 units	Subscription/ exercise period	Unit issued on initial listing	Listing date
19646	Daiwa Capital Mkt	HSI European Put Warrants Jun 2013 A	0.250	20,000 per 10,500 units	2013/06/27	200,000,000	2012/08/06
19638	HK Bank	China Life European Warrants Mar 2013 B	0.250	20.880	2013/03/04	120,000,000	2012/08/06
19640	HK Bank	Sinopec Corp European Warrants Dec 2012 A	0.280	7.28 per unit	2012/12/21	80,000,000	2012/08/06
19641	HK Bank	Sinopec Corp European Warrants Feb 2013 A	0.250	8.18 per unit	2013/02/25	80,000,000	2012/08/06
19639	HK Bank	Sinopec Corp European Warrants Sep 2013 A	0.250	9.88 per unit	2013/09/16	80,000,000	2012/08/06
19634	HK Bank	HSI European Warrants Dec 2012 N	0.200	18,590 per 7,000 units	2012/12/28	250,000,000	2012/08/06
19635	HK Bank	HSI European Put Warrants Nov 2012 A	0.180	19,708 per 7,000 units	2012/11/29	250,000,000	2012/08/06
19637	HK Bank	HWL European Warrants Mar 2013 A	0.260	77.000	2013/03/04	120,000,000	2012/08/06
19636	HK Bank	Tencent European Warrants Apr 2013 A	0.250	246 per 100 units	2013/04/15	150,000,000	2012/08/06
19643	Standard Chartered Bank	AIA European Warrants Apr 2013 A	0.250	28.280	2013/04/03	50,000,000	2012/08/06
19642	Standard Chartered Bank	China Mobile Eur Put Wt Jun 2013 A	0.500	78.880	2013/06/10	50,000,000	2012/08/06
19650	SGA Societe Generale Acceptance N.V.	HSBC Eu Wt Feb 2013 B	0.180	75.800	2013/02/18	200,000,000	2012/08/06
19647	SGA Societe Generale Acceptance N.V.	HSI Eur Wt Jan 2013 B	0.180	20,400 per 6,300 units	2013/01/30	300,000,000	2012/08/06
19649	SGA Societe Generale Acceptance N.V.	HSI Eu Put Wt Nov 12 E	0.260	20,800 per 8,000 units	2012/11/29	300,000,000	2012/08/06
19648	SGA Societe Generale Acceptance N.V.	HSI Eu Put Wt Feb 13 A	0.160	18,600 per 7,000 units	2013/02/27	300,000,000	2012/08/06
19633	UBS AG	HSCEI European Put Warrants Jun 2013 A	0.180	9,000 per 5,000 units	2013/06/27	100,000,000	2012/08/06
19632	UBS AG	HSI European Put Warrants Feb 2013 A	0.200	19,500 per 8,000 units	2013/02/27	300,000,000	2012/08/06
19664	Credit Suisse AG	CC Bank European Warrants Dec 2012 C	0.150	5.81 per unit	2012/12/24	70,000,000	2012/08/07
19659	Daiwa Capital Mkt	CCB European Warrants Feb 2013 B	0.150	6.188 per unit	2013/02/01	128,000,000	2012/08/07
19660	Daiwa Capital Mkt	China Mobile European Put Wts Feb 2013 B	0.320	82.000	2013/02/08	80,000,000	2012/08/07
19661	Daiwa Capital Mkt	China Telecom European Wts May 2013 A	0.350	4.58 per unit	2013/05/15	80,000,000	2012/08/07
19662	Daiwa Capital Mkt	China Telecom Euro Put Wts May 2013 B	0.400	3.80 per unit	2013/05/03	60,000,000	2012/08/07
19663	Daiwa Capital Mkt	Ping An European Warrants Mar 2013 A	0.300	73.880	2013/03/01	80,000,000	2012/08/07
19658	Macquarie Bank Ltd.	China Mobile European Wts Mar 2013 A	0.250	102.000	2013/03/04	180,000,000	2012/08/07
19654	Merrill Lynch Int'l & Co. C.V.	China Life Eu Wt Feb 2013 A	0.150	23.390	2013/02/18	80,000,000	2012/08/07
19653	Merrill Lynch Int'l & Co. C.V.	Tencent Eu Put Wt Mar 2013C	0.216	217.90 per 100 units	2013/03/11	60,000,000	2012/08/07
19657	CC Rabobank B.A.	Evergrande European Warrants Feb 2013 A	0.350	4.08 per unit	2013/02/07	100,000,000	2012/08/07
19656	CC Rabobank B.A.	Sinopharm European Warrants Feb 2013 A	0.250	25.880	2013/02/14	70,000,000	2012/08/07
19655	SGA Societe Generale Acceptance N.V.	Ch Mob Eu Wt Dec 12 A	0.150	101.000	2012/12/03	200,000,000	2012/08/07
19683	BNP Paribas Arbit Issu B.V.	AIA European Wts Nov 2013 A	0.250	30.600	2013/11/04	200,000,000	2012/08/08
19676	BNP Paribas Arbit Issu B.V.	BOCL European Wts Jun 2013 A	0.190	3.34 per unit	2013/06/03	100,000,000	2012/08/08
19681	BNP Paribas Arbit Issu B.V.	CITIC Sec Euro Wts Apr 2013 A	0.270	15.200	2013/04/02	100,000,000	2012/08/08
19682	BNP Paribas Arbit Issu B.V.	A50 China Euro Wts Apr 2013 A	0.420	10.96 per unit	2013/04/02	100,000,000	2012/08/08
19684	BNP Paribas Arbit Issu B.V.	HKEx European Wts Mar 2013 A	0.420	125.000	2013/03/04	68,000,000	2012/08/08
19674	BNP Paribas Arbit Issu B.V.	HSBC European Wts Feb 2013 A	0.440	66.930	2013/02/01	100,000,000	2012/08/08
19675	BNP Paribas Arbit Issu B.V.	ICBC European Wts Aug 2013 A	0.270	5 per unit	2013/08/02	100,000,000	2012/08/08
19673	BNP Paribas Arbit Issu B.V.	Ping An European Wt Mar 2013 A	0.350	70.000	2013/03/04	100,000,000	2012/08/08
19677	BNP Paribas Arbit Issu B.V.	Yurun Food Euro Wts Mar 2013 A	0.620	5.30 per unit	2013/03/04	18,000,000	2012/08/08
19687	Citigroup Global Mkt H Inc.	HSBC European Wts Dec 2012 C	0.150	73.500	2012/12/28	100,000,000	2012/08/08
19686	Citigroup Global Mkt H Inc.	ICBC European Wts Dec 2012 A	0.250	4.69 per unit	2012/12/17	100,000,000	2012/08/08
19666	Goldman Sachs SP (Asia)	China Mobile Euro Wts Mar 2013 A	0.189	110.000	2013/03/25	100,000,000	2012/08/08
19665	Goldman Sachs SP (Asia)	China Mobile Eu Put Wts Feb 2013 B	0.526	86.000	2013/02/25	100,000,000	2012/08/08
19667	HK Bank	AIA European Warrants Mar 2013 A	0.250	26.280	2013/03/04	120,000,000	2012/08/08

Newly listed derivative warrants (continued)

Code	Issuer	Name of issue	Issue prices (HK\$)	Strike level/ Subscription price (HK\$) per 10 units	Subscription/ exercise period	Unit issued on initial listing	Listing date
19669	HK Bank	AIA European Warrants Mar 2014 A	0.250	30.880	2014/03/10	120,000,000	2012/08/08
19668	HK Bank	China Mobile European Warrants Mar 2013 B	0.250	108.000	2013/03/11	120,000,000	2012/08/08
19670	HK Bank	CNOOC European Warrants Jul 2014 A	0.250	17.180	2014/07/07	100,000,000	2012/08/08
19685	J P Morgan SP BV	HSI European Put Warrants Feb 2013 C	0.250	20,800 per 8,800 units	2013/02/27	300,000,000	2012/08/08
19679	Standard Chartered Bank	GCL-Poly Energy Eur Wts Dec 2014 A	0.300	1.68 per unit	2014/12/08	40,000,000	2012/08/08
19678	Standard Chartered Bank	GCL-Poly Energy Eur Wts Apr 2015 A	0.250	2.28 per unit	2015/04/08	40,000,000	2012/08/08
19680	UBS AG	Anhui Conch European Warrants Dec 2012 A	0.150	25.050	2012/12/10	100,000,000	2012/08/08
19671	UBS AG	Sinopec Corp European Warrants Dec 2012 B	0.150	8.21 per unit	2012/12/10	100,000,000	2012/08/08
19672	UBS AG	HSBC European Warrants Apr 2013 A	0.150	82.930	2013/04/24	200,000,000	2012/08/08
16316 #	UBS AG	China National Building European Warrants Dec 2012	0.073	8.490	2012/12/10	150,000,000	2012/08/08
19689	Goldman Sachs SP (Asia)	CNBM European Warrants Dec 2013 A	0.174	8.220	2013/12/16	100,000,000	2012/08/09
19688	SGA Societe Generale Acceptance N.V.	Tencent Eu Wt Mar 13 B	0.270	228.88 per 100 units	2013/03/04	200,000,000	2012/08/09
19690	UBS AG	China National Building European Wts Jan 2014 A	0.150	10.300	2014/01/28	100,000,000	2012/08/09
19700	HK Bank	CITIC Bank European Warrants Apr 2013 A	0.250	4.68 per unit	2013/04/22	40,000,000	2012/08/10
19696	HK Bank	China Mobile European Warrants Mar 2013 C	0.250	94.180	2013/03/04	120,000,000	2012/08/10
19697	HK Bank	China Overseas European Warrants Aug 2013 A	0.250	20.380	2013/08/05	80,000,000	2012/08/10
19698	HK Bank	HKEx European Warrants Nov 2013 A	0.150	108 per 100 units	2013/11/26	120,000,000	2012/08/10
19699	HK Bank	Li & Fung European Warrants Jun 2013 A	0.150	18.600	2013/06/25	80,000,000	2012/08/10
19695	HK Bank	PICC European Warrants Dec 2013 A	0.150	9.360	2013/12/16	80,000,000	2012/08/10
19693	J P Morgan SP BV	BankComm European Warrants Mar 2013 A	0.308	6.08 per unit	2013/03/04	100,000,000	2012/08/10
19692	J P Morgan SP BV	CITIC Bank European Warrants Feb 2013 A	0.250	4.50 per unit	2013/02/14	100,000,000	2012/08/10
19691	J P Morgan SP BV	Ch Merchants European Warrants Apr 2013 A	0.250	26.880	2013/04/22	100,000,000	2012/08/10
19705	Macquarie Bank Ltd.	AIA European Warrants Jan 2013 B	0.150	28.330	2013/01/03	150,000,000	2012/08/10
19702	Macquarie Bank Ltd.	HKEx European Warrants Dec 2013 B	0.150	108.10 per 100 units	2013/12/03	230,000,000	2012/08/10
19706	Macquarie Bank Ltd.	Hutchison European Warrants Feb 2013 B	0.150	81.880	2013/02/04	150,000,000	2012/08/10
19694	Macquarie Bank Ltd.	Jiangxi Copper European Wts Jun 2013 A	0.250	21.000	2013/06/04	180,000,000	2012/08/10
19701	Standard Chartered Bank	HSI European Warrants Jan 2013 A	0.150	20,400 per 6,300 units	2013/01/30	200,000,000	2012/08/10
19703	UBS AG	CNOOC European Warrants Aug 2013 A	0.250	16.280	2013/08/12	200,000,000	2012/08/10
19704	UBS AG	HSBC European Put Warrants Mar 2014 A	0.150	68.83 per 100 units	2014/03/31	200,000,000	2012/08/10
19707	UBS AG	Jiangxi Copper European Warrants Jan 2013 A	0.180	18.520	2013/01/28	100,000,000	2012/08/10
19054 #	Merrill Lynch Int'l & Co. C.V.	HSI Euro Put Wts Nov 2012 E	0.066	18,800 per 7,500 units	2012/11/29	200,000,000	2012/08/10
19709	BNP Paribas Arbit Issu B.V.	Cheung Kong Euro Wt Mar 2013 A	0.260	132.000	2013/03/04	60,000,000	2012/08/13
19721	Credit Suisse	Cheung Kong European Put Warrants Feb 2013 A	0.250	92.880	2013/02/25	60,000,000	2012/08/13
19724	Credit Suisse AG	China Mobile European Warrants Jan 2013 B	0.180	100.900	2013/01/28	60,000,000	2012/08/13
19722	Credit Suisse AG	HSBC European Put Warrants Nov 2012 A	0.180	60.950	2012/11/19	60,000,000	2012/08/13
19725	Credit Suisse AG	Hutchison European Warrants Jan 2013 A	0.200	80.900	2013/01/28	60,000,000	2012/08/13
19723	Credit Suisse AG	Ping An European Warrants Nov 2012 C	0.180	70.000	2012/11/30	60,000,000	2012/08/13
19712	Merrill Lynch Int'l & Co. C.V.	CC Bank Euro Wts Jan 2013 B	0.226	5.89 per unit	2013/01/29	60,000,000	2012/08/13
19713	Merrill Lynch Int'l & Co. C.V.	CC Bank Euro Wts Jan 2013 C	0.385	5.39 per unit	2013/01/22	60,000,000	2012/08/13
19714	Merrill Lynch Int'l & Co. C.V.	CNOOC Euro Wts Apr 2013 A	0.191	15.290	2013/04/15	80,000,000	2012/08/13
19717	Merrill Lynch Int'l & Co. C.V.	Sinopec Euro Wts Feb 2013 A	0.260	7.99 per unit	2013/02/14	40,000,000	2012/08/13
19716	Merrill Lynch Int'l & Co. C.V.	PetroChina Eu Wt Feb 2013 A	0.570	9.99 per unit	2013/02/14	40,000,000	2012/08/13
19715	Merrill Lynch Int'l & Co. C.V.	PetroChina Eu Wt Mar 2013 A	0.270	11.69 per unit	2013/03/11	40,000,000	2012/08/13

Newly listed derivative warrants (continued)

Code	Issuer	Name of issue	Issue prices (HK\$)	Strike level/ Subscription price (HK\$) per 10 units	Subscription/ exercise period	Unit issued on initial listing	Listing date
19711	SGA Societe Generale Acceptance N.V.	CK(H) Eu Wt Mar 2013A	0.270	128.000	2013/03/27	120,000,000	2012/08/13
19710	SGA Societe Generale Acceptance N.V.	Ch Mob Eu Wt Apr 13 A	0.150	110.100	2013/04/03	200,000,000	2012/08/13
19718	SGA Societe Generale Acceptance N.V.	ICBC Eu Wt Mar 2013 A	0.150	5.89 per unit	2013/03/04	200,000,000	2012/08/13
19708	UBS AG	CC Bank European Warrants Dec 2012 B	0.150	6.01 per unit	2012/12/21	200,000,000	2012/08/13
19719	UBS AG	Cheung Kong European Warrants Nov 2012 A	0.240	118.980	2012/11/26	100,000,000	2012/08/13
19720	UBS AG	SHK Ppt European Warrants Dec 2012 A	0.205	112.900	2012/12/31	100,000,000	2012/08/13
15209 #	Macquarie Bank Ltd.	Stanchart European Warrants Jan 2013	0.039	200 per 100 units	2013/01/03	300,000,000	2012/08/13
19728	Goldman Sachs SP (Asia)	Sinopec Corp European Wts Jan 2013 A	0.150	8.50 per unit	2013/01/14	100,000,000	2012/08/14
19731	Goldman Sachs SP (Asia)	HSI European Warrants Jan 2013 A	0.167	20,400 per 6,300 units	2013/01/30	150,000,000	2012/08/14
19730	Goldman Sachs SP (Asia)	HSI European Put Wts Nov 2012 F	0.197	20,800 per 8,000 units	2012/11/29	150,000,000	2012/08/14
19729	Goldman Sachs SP (Asia)	China Mengniu European Wt Jul 13 A	0.253	28.000	2013/07/22	100,000,000	2012/08/14
19727	Goldman Sachs SP (Asia)	Wharf European Warrants Jun 2013 A	0.251	52.000	2013/06/24	100,000,000	2012/08/14
19736	Macquarie Bank Ltd.	Esprit European Put Warrants Jun 2013A	0.250	10.880	2013/06/04	180,000,000	2012/08/14
19734	Macquarie Bank Ltd.	Ping An European Warrants Feb 2013 A	0.226	72.880	2013/02/04	150,000,000	2012/08/14
19733	Macquarie Bank Ltd.	Stanchart European Warrants Jun 2013 A	0.250	200 per 100 units	2013/06/04	250,000,000	2012/08/14
19726	SGA Societe Generale Acceptance N.V.	HSBC Eu Wt May 2013 A	0.150	82.900	2013/05/06	200,000,000	2012/08/14
16578 #	Merrill Lynch Int'l & Co. C.V.	HSI Euro Put Wts Dec 2012	0.049	19,000 per 12,000 units	2012/12/28	210,000,000	2012/08/14
18023 #	J P Morgan SP BV	HSI European Put Warrants Dec 2012 A	0.055	19,000 per 12,000 units	2012/12/28	500,000,000	2012/08/14
19761	Credit Suisse AG	Sinopec Corp European Warrants Aug 2013 A	0.250	170 per 100 units	2013/08/30	80,000,000	2012/08/15
19742	Goldman Sachs SP (Asia)	Cheung Kong Euro Wts Feb 2013 A	0.326	128.000	2013/02/25	80,000,000	2012/08/15
19744	Goldman Sachs SP (Asia)	A50 China European Wts Apr 2014 A	0.150	10.000	2014/04/29	120,000,000	2012/08/15
19743	Goldman Sachs SP (Asia)	HSBC European Warrants Apr 2013 A	0.251	80.000	2013/04/29	100,000,000	2012/08/15
19753	HK Bank	Angang Steel European Warrants Mar 2013 A	0.250	5.50 per unit	2013/03/04	40,000,000	2012/08/15
19751	HK Bank	Esprit European Warrants May 2013 A	0.250	13.680	2013/05/27	60,000,000	2012/08/15
19752	HK Bank	Esprit European Warrants Oct 2013 A	0.250	16.280	2013/10/28	60,000,000	2012/08/15
19754	HK Bank	Jiangxi Copper European Warrants Jul 2013 A	0.250	20.880	2013/07/15	80,000,000	2012/08/15
19762	J P Morgan SP BV	Stanchart European Warrants Sep 2013 A	0.250	178.88 per 100 units	2013/09/27	200,000,000	2012/08/15
19755	Macquarie Bank Ltd.	Cathay Pacific European Wts Oct 2013 A	0.250	13.500	2013/10/03	120,000,000	2012/08/15
19760	Macquarie Bank Ltd.	Henganintl European Wts Mar 2013 A	0.250	90.000	2013/03/18	130,000,000	2012/08/15
19759	Macquarie Bank Ltd.	Ch Rongsheng Euro Warrants Sep 2013 A	0.250	1.50 per unit	2013/09/17	100,000,000	2012/08/15
19750	CC Rabobank B.A.	Ch Mobile European Put Wts Feb 2013 A	0.250	77.800	2013/02/18	120,000,000	2012/08/15
19749	CC Rabobank B.A.	China Overseas European Wts May 2013 A	0.250	19.800	2013/05/30	80,000,000	2012/08/15
19747	CC Rabobank B.A.	CSR European Warrants Jan 2013 A	0.400	6.89 per unit	2013/01/21	80,000,000	2012/08/15
19746	CC Rabobank B.A.	CSR Times European Warrants Mar 2013 A	0.250	23.800	2013/03/25	80,000,000	2012/08/15
19748	CC Rabobank B.A.	Shimao Ppt European Warrants May 2013 A	0.150	13.200	2013/05/28	100,000,000	2012/08/15
19738	SGA Societe Generale Acceptance N.V.	Ch Overseas Eu Wt Apr13A	0.150	22.000	2013/04/03	100,000,000	2012/08/15
19739	SGA Societe Generale Acceptance N.V.	Shenhua Eu Wt Apr 13 A	0.180	36.000	2013/04/03	100,000,000	2012/08/15
19740	SGA Societe Generale Acceptance N.V.	ChiUnicom Eu Wts Oct13A	0.200	13.180	2013/10/02	150,000,000	2012/08/15
19741	SGA Societe Generale Acceptance N.V.	Ping An Eu Wt Feb 13 A	0.250	72.880	2013/02/04	100,000,000	2012/08/15
19757	UBS AG	CC Bank European Put Warrants Dec 2012 C	0.220	4.87 per unit	2012/12/24	100,000,000	2012/08/15
19745	UBS AG	China Mobile European Warrants Mar 2013 A	0.150	110.100	2013/03/25	200,000,000	2012/08/15
19758	UBS AG	China Unicom European Warrants Sep 2013 A	0.190	13.200	2013/09/26	100,000,000	2012/08/15
19756	UBS AG	Ping An European Warrants Feb 2013 A	0.280	74.880	2013/02/15	100,000,000	2012/08/15

Newly listed derivative warrants (continued)

Code	Issuer	Name of issue	Issue prices (HK\$)	Strike level/ Subscription price (HK\$) per 10 units	Subscription/ exercise period	Unit issued on initial listing	Listing date
19773	BOCI Asia Ltd.	China Mobile European Warrants Mar 2013 A	0.150	108.000	2013/03/11	100,000,000	2012/08/16
19770	BOCI Asia Ltd.	CNOOC European Warrants Nov 2013 A	0.220	16.180	2013/11/27	100,000,000	2012/08/16
19772	BOCI Asia Ltd.	China Tel European Warrants Jan 2013 A	0.180	4.88 per unit	2013/01/03	100,000,000	2012/08/16
19771	BOCI Asia Ltd.	China Unicom European Warrants Sep 2013 A	0.180	13.000	2013/09/03	100,000,000	2012/08/16
19781	BNP Paribas Arbit Issu B.V.	Ch Mobile Eu Put Wt Apr 2013 B	0.310	78.380	2013/04/02	100,000,000	2012/08/16
19782	BNP Paribas Arbit Issu B.V.	Tencent Eu Put Wt Apr 2013 A	0.300	242 per 100 units	2013/04/02	100,000,000	2012/08/16
19783	Goldman Sachs SP (Asia)	AIA European Warrants Feb 2013 A	0.172	28.000	2013/02/25	120,000,000	2012/08/16
19763	Goldman Sachs SP (Asia)	CM Bank European Wts Sep 2013 A	0.152	15.900	2013/09/25	120,000,000	2012/08/16
19775	J P Morgan SP BV	HSBC European Warrants Feb 2013 A	0.250	75.000	2013/02/18	200,000,000	2012/08/16
19793	J P Morgan SP BV	HSBC European Put Warrants Feb 2013 B	0.250	57.500	2013/02/18	200,000,000	2012/08/16
19774	J P Morgan SP BV	Hutchison European Warrants Mar 2013 A	0.250	80.000	2013/03/01	150,000,000	2012/08/16
19784	Macquarie Bank Ltd.	China Life European Put Wts Mar 2013 A	0.150	19.280	2013/03/01	150,000,000	2012/08/16
19786	Macquarie Bank Ltd.	A50 China European Put Wts Mar 2013 A	0.250	8.50 per unit	2013/03/04	150,000,000	2012/08/16
19785	Macquarie Bank Ltd.	Ping An European Put Wts Jan 2013 A	0.150	55.000	2013/01/03	150,000,000	2012/08/16
19768	Merrill Lynch Int'l & Co. C.V.	Ch Mobile Eur Wt Dec 2012 B	0.275	93.930	2012/12/17	40,000,000	2012/08/16
19769	Merrill Lynch Int'l & Co. C.V.	Ch Mobile Eur Wt Dec 2012 C	0.385	89.930	2012/12/03	40,000,000	2012/08/16
19766	Merrill Lynch Int'l & Co. C.V.	Ch Mobile Eur Wt Jan 2013 A	0.180	100.930	2013/01/25	60,000,000	2012/08/16
19767	Merrill Lynch Int'l & Co. C.V.	Ch Mobile Eu Put Wt Feb 13 A	0.380	81.950	2013/02/01	40,000,000	2012/08/16
19765	Merrill Lynch Int'l & Co. C.V.	HKEx Euro Wts Jan 2013 A	0.232	128.900	2013/01/07	50,000,000	2012/08/16
19779	CC Rabobank B.A.	Agricultural Bk Euro Warrants Feb 2013 A	0.250	3.43 per unit	2013/02/18	100,000,000	2012/08/16
19776	CC Rabobank B.A.	BOCL European Warrants May 2013 A	0.160	3.34 per unit	2013/05/27	150,000,000	2012/08/16
19777	CC Rabobank B.A.	Ch Mobile European Warrants Jan 2013 A	0.230	98.050	2013/01/28	80,000,000	2012/08/16
19778	CC Rabobank B.A.	China Tel European Warrants Feb 2013 A	0.250	4.70 per unit	2013/02/18	50,000,000	2012/08/16
19780	CC Rabobank B.A.	Stanchart European Warrants Sep 2013 A	0.250	180 per 100 units	2013/09/30	100,000,000	2012/08/16
19764	SGA Societe Generale Acceptance N.V.	CP&CC Eu Wt Jan 2013A	0.200	8.50 per unit	2013/01/09	100,000,000	2012/08/16
19790	UBS AG	China Life European Warrants Jul 2013 A	0.150	26.650	2013/07/22	300,000,000	2012/08/16
19789	UBS AG	HSI European Put Warrants Nov 2012 F	0.174	20,700 per 8,000 units	2012/11/29	300,000,000	2012/08/16
19788	UBS AG	Hutchison European Warrants Dec 2012 D	0.310	73.930	2012/12/24	200,000,000	2012/08/16
19787	UBS AG	Stanchart European Warrants Sep 2013 A	0.250	188.88 per 100 units	2013/09/09	100,000,000	2012/08/16
19792	UBS AG	Tencent Holdings European Warrants Apr 2013 A	0.153	288.20 per 100 units	2013/04/22	200,000,000	2012/08/16
19791	UBS AG	Tencent Holdings European Put Warrants Mar 2013 A	0.170	217.80 per 100 units	2013/03/11	100,000,000	2012/08/16
19206 #	Credit Suisse AG	Tencent Holdings European Wts Dec 2012 D	0.099	248.90 per 100 units	2012/12/03	120,000,000	2012/08/16
19800	BOCI Asia Ltd.	Tencent Holdings European Wts Jan 2013 A	0.180	250 per 100 units	2013/01/23	100,000,000	2012/08/17
19804	BNP Paribas Arbit Issu B.V.	SHK Ppt Euro Wts Mar 2013 A	0.290	123.000	2013/03/04	75,000,000	2012/08/17
19802	Citigroup Global Mkt H Inc.	Stanchart Euro Wts Jul 2013 A	0.150	195 per 100 units	2013/07/03	100,000,000	2012/08/17
19806	J P Morgan SP BV	Cheung Kong European Warrants Feb 2013 A	0.337	128.000	2013/02/18	100,000,000	2012/08/17
19805	J P Morgan SP BV	HSI European Warrants Feb 2013 D	0.250	20,800 per 5,200 units	2013/02/27	300,000,000	2012/08/17
19803	Macquarie Bank Ltd.	A50 China European Warrants Apr 2013 A	0.250	12.50 per unit	2013/04/03	120,000,000	2012/08/17
19799	Macquarie Bank Ltd.	Li & Fung European Warrants Mar 2013 A	0.250	15.500	2013/03/04	120,000,000	2012/08/17
19795	SGA Societe Generale Acceptance N.V.	AIA Eur Wt Sep 2013 A	0.250	29.880	2013/09/02	100,000,000	2012/08/17
19794	SGA Societe Generale Acceptance N.V.	CK(H) Eu Wt Apr 2013A	0.290	138.000	2013/04/15	150,000,000	2012/08/17
19796	SGA Societe Generale Acceptance N.V.	ChiUnicom Eu Wts Sep13A	0.180	13.000	2013/09/02	150,000,000	2012/08/17
19797	SGA Societe Generale Acceptance N.V.	JIANC Eu Wt Oct 2013A	0.250	21.500	2013/10/02	100,000,000	2012/08/17

Newly listed derivative warrants (continued)

Code	Issuer	Name of issue	Issue prices (HK\$)	Strike level/ Subscription price (HK\$) per 10 units	Subscription/ exercise period	Unit issued on initial listing	Listing date
19798	SGA Societe Generale Acceptance NV	NewWorld Dev Eu Wt Feb13A	0.370	12.88 per unit	2013/02/18	50,000,000	2012/08/17
19801	UBS AG	Li & Fung European Warrants Mar 2013 A	0.250	16.180	2013/03/25	50,000,000	2012/08/17
19811	J P Morgan SP BV	CNBM European Warrants Mar 2013 A	0.270	10.88 per unit	2013/03/18	100,000,000	2012/08/20
19810	J P Morgan SP BV	CNBM European Warrants Dec 2013 A	0.150	8.230	2013/12/13	200,000,000	2012/08/20
19807	J P Morgan Int'l Der. Ltd.	Hysan Dev Euro Wts Jul 2013 A	0.250	40.000	2013/07/02	88,000,000	2012/08/20
19812	J P Morgan SP BV	SHK Ppt European Warrants Jun 2013 A	0.253	128.880	2013/06/03	100,000,000	2012/08/20
19808	Macquarie Bank Ltd.	China Life European Wts Mar 2013 B	0.250	22.500	2013/03/04	150,000,000	2012/08/20
19809	UBS AG	Agricultural Bank European Warrants Feb 2013 A	0.230	3.39 per unit	2013/02/06	100,000,000	2012/08/20
19821	BOCI Asia Ltd.	Anhui Conch European Warrants Apr 2013 A	0.220	23.500	2013/04/03	100,000,000	2012/08/21
19828	BOCI Asia Ltd.	HSI European Warrants Jan 2013 B	0.160	20,400 per 6,300 units	2013/01/30	100,000,000	2012/08/21
19827	BOCI Asia Ltd.	HSI European Put Warrants Feb 2013 A	0.150	19,500 per 8,000 units	2013/02/27	100,000,000	2012/08/21
19819	BOCI Asia Ltd.	ICBC European Warrants Feb 2013 A	0.190	4.88 per unit	2013/02/01	100,000,000	2012/08/21
19820	BOCI Asia Ltd.	Ping An European Warrants Jan 2013 A	0.210	70.000	2013/01/21	100,000,000	2012/08/21
19840	Credit Suisse AG	Cheung Kong European Warrants Nov 2012 A	0.250	118.900	2012/11/30	80,000,000	2012/08/21
19843	Credit Suisse AG	China Mobile European Put Wts Feb 2013 A	0.300	81.950	2013/02/01	80,000,000	2012/08/21
19841	Credit Suisse AG	SHK Ppt European Warrants Dec 2012 A	0.300	112.800	2012/12/24	80,000,000	2012/08/21
19842	Credit Suisse AG	SHK Ppt European Put Warrants Feb 2013 B	0.400	95.880	2013/02/25	80,000,000	2012/08/21
19836	Bank of East Asia	Ping An European Warrants Feb 2013 A	0.250	70.880	2013/02/21	50,000,000	2012/08/21
19837	Bank of East Asia	Ping An European Put Warrants Feb 2013 B	0.250	50.000	2013/02/21	50,000,000	2012/08/21
19838	Bank of East Asia	SJM Holdings European Warrants Oct 2013A	0.250	16.880	2013/10/22	90,000,000	2012/08/21
19824	Goldman Sachs SP (Asia)	Dongfeng European Wts Jun 2013 A	0.152	14.280	2013/06/25	100,000,000	2012/08/21
19823	Goldman Sachs SP (Asia)	Esprit European Wts Jun 2013 A	0.154	13.880	2013/06/25	100,000,000	2012/08/21
19825	Goldman Sachs SP (Asia)	Henganintl European Wts Jul 2013 A	0.670	86.880	2013/07/22	80,000,000	2012/08/21
19829	Goldman Sachs SP (Asia)	Stanchart European Wts Sep 2013 A	0.250	188 per 100 units	2013/09/30	80,000,000	2012/08/21
19826	Goldman Sachs SP (Asia)	ZTE European Warrants Mar 2013 B	0.150	12.880	2013/03/25	80,000,000	2012/08/21
19822	Macquarie Bank Ltd.	Evergrande European Wts Feb 2013 A	0.258	4.08 per unit	2013/02/04	100,000,000	2012/08/21
19813	Merrill Lynch Int'l & Co. C.V.	AIA Euro Wts Feb 2013 A	0.189	28.010	2013/02/25	60,000,000	2012/08/21
19818	Merrill Lynch Int'l & Co. C.V.	CK(H) Euro Wts Feb 2013 A	0.151	100.01 per 100 units	2013/02/25	80,000,000	2012/08/21
19817	Merrill Lynch Int'l & Co. C.V.	CK(H) Euro Wts Dec 2013 A	0.151	108.01 per 100 units	2013/12/24	80,000,000	2012/08/21
19816	Merrill Lynch Int'l & Co. C.V.	HSBC Euro Put Wt Jan 2013 A	0.186	55.990	2013/01/28	60,000,000	2012/08/21
19815	Merrill Lynch Int'l & Co. C.V.	Hutchison Eur Wt Jan 2013 A	0.201	80.890	2013/01/28	60,000,000	2012/08/21
19814	Merrill Lynch Int'l & Co. C.V.	Tencent Euro Wts Jan 2013 B	0.156	250.01 per 100 units	2013/01/23	70,000,000	2012/08/21
19832	CC Rabobank B.A.	China COSCO European Warrants Feb 2013 A	0.300	4 per unit	2013/02/25	50,000,000	2012/08/21
19833	CC Rabobank B.A.	Foxconn European Warrants Jun 2013 A	0.350	3.48 per unit	2013/06/17	50,000,000	2012/08/21
19834	CC Rabobank B.A.	R&F Ppt European Warrants Feb 2014 A	0.150	11.880	2014/02/25	100,000,000	2012/08/21
19830	CC Rabobank B.A.	Hysan Dev European Warrants Feb 2013 A	0.350	37.600	2013/02/25	50,000,000	2012/08/21
19831	CC Rabobank B.A.	Swire Properties European Wts Feb 2013 A	0.250	24.600	2013/02/25	50,000,000	2012/08/21
19835	UBS AG	China Mobile European Warrants Dec 2012 D	0.150	101.100	2012/12/03	100,000,000	2012/08/21
19844	UBS AG	ICBC European Warrants Feb 2013 A	0.150	5.89 per unit	2013/02/25	100,000,000	2012/08/21
19855	Daiwa Capital Mkt	BOC HK European Put Warrants Sep 2013 B	0.250	21.980	2013/09/18	80,000,000	2012/08/22
19854	Daiwa Capital Mkt	CCB European Put Warrants May 2013 A	0.250	4.80 per unit	2013/05/02	80,000,000	2012/08/22
19853	Daiwa Capital Mkt	China Mobile European Wts May 2013 A	0.250	112.000	2013/05/08	128,000,000	2012/08/22
19862	Bank of East Asia	Swire Properties European Wts Jun 2013 A	0.250	26.260	2013/06/20	60,000,000	2012/08/22

Newly listed derivative warrants (continued)

Code	Issuer	Name of issue	Issue prices (HK\$)	Strike level/ Subscription price (HK\$) per 10 units	Subscription/ exercise period	Unit issued on initial listing	Listing date
19849	Goldman Sachs SP (Asia)	CC Bank European Wts Mar 2013 A	0.250	6.28 per unit	2013/03/19	100,000,000	2012/08/22
19852	J P Morgan SP BV	China Mob European Wts Mar 2013 A	0.250	108.880	2013/03/04	150,000,000	2012/08/22
19851	J P Morgan SP BV	HSI European Warrants Jun 2013 A	0.150	21,800 per 8,000 units	2013/06/27	300,000,000	2012/08/22
19860	Macquarie Bank Ltd.	Sino Ocean Land European Wts Mar 2013 A	0.250	4.38 per unit	2013/03/04	100,000,000	2012/08/22
19846	SGA Societe Generale Acceptance N.V.	CCB Eur Wt Apr 2013 A	0.150	6.88 per unit	2013/04/03	200,000,000	2012/08/22
19856	SGA Societe Generale Acceptance N.V.	Ch Mob Eu Wt Jan 13 A	0.370	94.050	2013/01/07	150,000,000	2012/08/22
19857	SGA Societe Generale Acceptance N.V.	Ch Mob Eu Wt Feb 13 A	0.220	100.880	2013/02/04	150,000,000	2012/08/22
19858	SGA Societe Generale Acceptance N.V.	HSBC Eu Wt Dec 2012 D	0.230	73.500	2012/12/31	200,000,000	2012/08/22
19859	SGA Societe Generale Acceptance N.V.	HSI Eu Put Wt Dec 12 E	0.150	20,400 per 9,000 units	2012/12/28	300,000,000	2012/08/22
19847	SGA Societe Generale Acceptance N.V.	ICBC Eu Wt Jan 2013 C	0.170	5.01 per unit	2013/01/02	150,000,000	2012/08/22
19848	SGA Societe Generale Acceptance N.V.	ICBC Eu Wt Apr 2013 A	0.250	5.28 per unit	2013/04/03	150,000,000	2012/08/22
19861	UBS AG	Evergrande European Warrants Feb 2013 A	0.440	3.50 per unit	2013/02/25	100,000,000	2012/08/22
16044 #	HK Bank	A50 China European Warrants Nov 2012	0.027	10.000	2012/11/05	380,000,000	2012/08/22
19864	BNP Paribas Arbit Issu B.V.	China Life Euro Wts Mar 2013 A	0.160	22.900	2013/03/04	200,000,000	2012/08/23
19865	BNP Paribas Arbit Issu B.V.	CNOOC European Wts Jul 2013 A	0.250	15.300	2013/07/02	100,000,000	2012/08/23
19866	BNP Paribas Arbit Issu B.V.	Sinopec Corp Eu Wts Mar 2013 A	0.310	8.38 per unit	2013/03/04	100,000,000	2012/08/23
19875	Credit Suisse AG	China Mobile European Warrants Dec 2012 A	0.250	89.900	2012/12/03	100,000,000	2012/08/23
19876	Credit Suisse AG	A50 China European Warrants Feb 2013 A	0.250	11.28 per unit	2013/02/25	100,000,000	2012/08/23
19873	Credit Suisse AG	Tencent Holdings European Wts Mar 2013 A	0.150	278.90 per 100 units	2013/03/04	100,000,000	2012/08/23
19874	Credit Suisse AG	Tencent Holdings Euro Put Wts Nov 2012 B	0.210	248.60 per 100 units	2012/11/26	100,000,000	2012/08/23
19863	Daiwa Capital Mkt	Tencent Holdings European Wts Jul 2013 A	0.190	278 per 100 units	2013/07/02	128,000,000	2012/08/23
19867	Daiwa Capital Mkt	Tencent Holdings Euro Put Wts Apr 2013 A	0.250	234 per 100 units	2013/04/02	108,000,000	2012/08/23
19869	UBS AG	China Mobile European Warrants Jan 2013 A	0.260	98.050	2013/01/28	100,000,000	2012/08/23
19870	UBS AG	China Mobile European Put Warrants Feb 2013 A	0.260	77.750	2013/02/06	100,000,000	2012/08/23
19868	UBS AG	A50 China European Warrants Jan 2013 A	0.150	10.90 per unit	2013/01/14	100,000,000	2012/08/23
19872	UBS AG	Tencent Holdings European Put Warrants Dec 2012 C	0.150	229.80 per 100 units	2012/12/03	100,000,000	2012/08/23
17907 #	Merrill Lynch Int'l & Co. C.V.	A50 China Eur Wt Jul 2013 A	0.044	10.590	2013/07/29	230,000,000	2012/08/23
19897	HK Bank	China Tel European Warrants Apr 2013 A	0.250	4.68 per unit	2013/04/10	50,000,000	2012/08/24
19895	HK Bank	A50 China European Warrants Jan 2013 B	0.150	10.90 per unit	2013/01/14	80,000,000	2012/08/24
19896	HK Bank	Galaxy Ent European Warrants Apr 2013 A	0.250	24.880	2013/04/29	60,000,000	2012/08/24
19898	HK Bank	Tencent European Warrants Apr 2013 B	0.190	288 per 100 units	2013/04/26	120,000,000	2012/08/24
19899	HK Bank	Tencent European Put Warrants Apr 2013 C	0.250	232 per 100 units	2013/04/29	120,000,000	2012/08/24
19878	J P Morgan SP BV	A50 China European Warrants Feb 2013 A	0.436	10 per unit	2013/02/25	200,000,000	2012/08/24
19877	J P Morgan SP BV	Tencent European Warrants Feb 2013 A	0.250	255 per 100 units	2013/02/25	200,000,000	2012/08/24
19900	J P Morgan SP BV	Tencent European Put Warrants Feb 2013 B	0.250	241.88 per 100 units	2013/02/25	200,000,000	2012/08/24
19894	Macquarie Bank Ltd.	Tencent European Warrants May 2013 A	0.150	288 per 100 units	2013/05/03	250,000,000	2012/08/24
19881	Macquarie Bank Ltd.	Tencent European Put Wts Mar 2013 A	0.250	240 per 100 units	2013/03/04	250,000,000	2012/08/24
19887	CC Rabobank B.A.	Anhui Conch European Warrants Jan 2013 A	0.230	21.650	2013/01/28	80,000,000	2012/08/24
19885	CC Rabobank B.A.	China EB Ltd European Warrants Mar 2014 A	0.250	11.500	2014/03/03	100,000,000	2012/08/24
19886	CC Rabobank B.A.	CITIC Sec European Warrants Mar 2013 A	0.180	15.220	2013/03/22	80,000,000	2012/08/24
19888	CC Rabobank B.A.	A50 China European Warrants Mar 2013 A	0.200	10.97 per unit	2013/03/22	60,000,000	2012/08/24
19884	CC Rabobank B.A.	Galaxy Ent European Warrants Feb 2013 A	0.250	23.500	2013/02/25	100,000,000	2012/08/24
19883	CC Rabobank B.A.	Sands China European Put Wts Mar 2013 A	0.250	23.000	2013/03/04	80,000,000	2012/08/24

Newly listed derivative warrants (continued)

Code	Issuer	Name of issue	Issue prices (HK\$)	Strike level/ Subscription price (HK\$) per 10 units	Subscription/ exercise period	Unit issued on initial listing	Listing date
19890	SGA Societe Generale Acceptance N.V.	Ch Mob Eu Wt Dec 12 B	0.350	85.000	2012/12/05	200,000,000	2012/08/24
19891	SGA Societe Generale Acceptance N.V.	Ch Mob Eu Wt Dec 12 C	0.210	89.880	2012/12/10	200,000,000	2012/08/24
19879	SGA Societe Generale Acceptance N.V.	Ch Mob Eu Wt Jan 13 B	0.400	87.500	2013/01/02	150,000,000	2012/08/24
19892	SGA Societe Generale Acceptance N.V.	Ch Mob Eu Wt Jan 13 C	0.490	82.500	2013/01/02	200,000,000	2012/08/24
19880	SGA Societe Generale Acceptance N.V.	Tencent Eu Wt Sep 23 A	0.250	288.88 per 100 units	2013/09/09	300,000,000	2012/08/24
19882	UBS AG	AIA European Warrants Jun 2013 A	0.250	29.880	2013/06/24	100,000,000	2012/08/24
19893	UBS AG	China Mobile European Warrants Dec 2012 E	0.370	83.930	2012/12/03	100,000,000	2012/08/24
19889	UBS AG	HSI European Put Warrants Dec 2013 A	0.150	16,900 per 10,000 units	2013/12/30	300,000,000	2012/08/24
19918	BNP Paribas Arbit Issu B.V.	Evergrande Euro Wts Apr 2013 A	0.400	3.90 per unit	2013/04/03	100,000,000	2012/08/27
19919	BNP Paribas Arbit Issu B.V.	ZTE European Wts Oct 2013 A	0.250	11.800	2013/10/03	100,000,000	2012/08/27
19922	Credit Suisse AG	China Mobile European Warrants Dec 2012 B	0.240	87.000	2012/12/24	80,000,000	2012/08/27
19921	Credit Suisse AG	HSBC European Wts Dec 2012 D	0.230	73.550	2012/12/24	80,000,000	2012/08/27
19920	Credit Suisse AG	Lenovo European Warrants Jan 2013 A	0.570	7.21 per unit	2013/01/07	50,000,000	2012/08/27
19923	Credit Suisse AG	Tencent Holdings European Wts Apr 2013 A	0.170	288 per 100 units	2013/04/29	100,000,000	2012/08/27
19917	Daiwa Capital Mkt	China Mobile European Put Wts Mar 2013 A	0.250	68.000	2013/03/08	128,000,000	2012/08/27
19924	J P Morgan SP BV	Agricultural Bk Euro Warrants Dec 2012 A	0.150	3.38 per unit	2012/12/14	200,000,000	2012/08/27
19905	Macquarie Bank Ltd.	China Mobile European Wts Mar 2013 B	0.275	90.000	2013/03/04	180,000,000	2012/08/27
19906	Macquarie Bank Ltd.	China Mobile European Wts Mar 2013 C	0.250	95.000	2013/03/04	180,000,000	2012/08/27
19901	Merrill Lynch Int'l & Co. C.V.	Ch Life Eur Put Wt Jun 13 B	0.250	19.990	2013/06/24	40,000,000	2012/08/27
19902	Merrill Lynch Int'l & Co. C.V.	HKEx Euro Wts Nov 2013 B	0.150	108.01 per 100 units	2013/11/26	80,000,000	2012/08/27
19904	Merrill Lynch Int'l & Co. C.V.	HSI European Wts Feb 2013 C	0.200	20,800 per 5,200 units	2013/02/27	100,000,000	2012/08/27
19903	Merrill Lynch Int'l & Co. C.V.	HSI Euro Put Wts Feb 2013 B	0.196	20,800 per 8,800 units	2013/02/27	100,000,000	2012/08/27
19909	Standard Chartered Bank	China Life European Wts May 2013 A	0.320	20.280	2013/05/02	100,000,000	2012/08/27
19912	Standard Chartered Bank	China Mobile Euro Wts Dec 2012 A	0.218	89.920	2012/12/03	100,000,000	2012/08/27
19915	Standard Chartered Bank	China Shenhua Euro Wts May 2013 A	0.250	33.880	2013/05/06	50,000,000	2012/08/27
19913	Standard Chartered Bank	CTel European Warrants Aug 2013 A	0.480	4.28 per unit	2013/08/05	100,000,000	2012/08/27
19914	Standard Chartered Bank	HSBC European Warrants Mar 2013 A	0.250	77.880	2013/03/18	100,000,000	2012/08/27
19911	Standard Chartered Bank	HSBC European Put Wts Apr 2013 A	0.330	62.280	2013/04/02	100,000,000	2012/08/27
19916	Standard Chartered Bank	HSI European Put Wts Mar 2013 A	0.250	21,400 per 10,000 units	2013/03/27	200,000,000	2012/08/27
19910	Standard Chartered Bank	ICBC European Warrants May 2013 A	0.550	4.28 per unit	2013/05/24	50,000,000	2012/08/27
19908	Standard Chartered Bank	MTRC European Warrants Jul 2013 A	0.250	28.280	2013/07/31	40,000,000	2012/08/27
19907	UBS AG	A50 China European Warrants Jul 2013 B	0.150	8.890	2013/07/08	300,000,000	2012/08/27
19927	J P Morgan SP BV	BYD European Warrants Mar 2013 A	0.150	16.880	2013/03/01	80,000,000	2012/08/28
19925	J P Morgan SP BV	CITIC Pacific Euro Wts Jan 2014 A	0.150	13.280	2014/01/03	80,000,000	2012/08/28
19926	J P Morgan SP BV	China Mob European Wts Mar 2013 B	0.250	89.280	2013/03/01	200,000,000	2012/08/28
19936	J P Morgan SP BV	SPDR Gold Trust European Warrants Apr 13A	0.426	1,400 per 100 units	2013/04/15	80,000,000	2012/08/28
19931	Macquarie Bank Ltd.	PetroChina European Wts Jan 2014 A	0.150	10.800	2014/01/03	180,000,000	2012/08/28
19929	Standard Chartered Bank	CC Bank European Wts Apr 2013 A	0.470	5.48 per unit	2013/04/19	100,000,000	2012/08/28
19928	Standard Chartered Bank	A50 China Euro Warrants Nov 2014 A	0.250	7.780	2014/11/04	100,000,000	2012/08/28
19930	UBS AG	China Mobile European Put Warrants Feb 2013 B	0.250	68.000	2013/02/28	100,000,000	2012/08/28
19934	UBS AG	CNOOC European Warrants Jun 2013 B	0.250	15.680	2013/06/17	200,000,000	2012/08/28
19932	UBS AG	HSBC European Warrants Jan 2013 A	0.150	78.930	2013/01/02	200,000,000	2012/08/28
19933	UBS AG	HSBC European Put Warrants Dec 2012 D	0.160	60.450	2012/12/19	100,000,000	2012/08/28

Newly listed derivative warrants (continued)

Code	Issuer	Name of issue	Issue prices (HK\$)	Strike level/ Subscription price (HK\$) per 10 units	Subscription/ exercise period	Unit issued on initial listing	Listing date
19935	UBS AG	Lenovo European Warrants Feb 2013 A	0.400	8.50 per unit	2013/02/28	100,000,000	2012/08/28
17672 #	Merrill Lynch Int'l & Co. C.V.	HSBC Euro Wts Nov 2012 A	0.151	72.490	2012/11/05	70,000,000	2012/08/28
19947	BOCI Asia Ltd.	A50 China European Warrants Apr 2013 A	0.200	10.96 per unit	2013/04/02	100,000,000	2012/08/29
19946	BOCI Asia Ltd.	HKEx European Warrants Dec 2013 A	0.150	108 per 100 units	2013/12/03	100,000,000	2012/08/29
19949	BNP Paribas Arbit Issu B.V.	CNBM European Wts Feb 2014 A	0.150	10.290	2014/02/04	100,000,000	2012/08/29
19948	BNP Paribas Arbit Issu B.V.	GCL-Poly Euro Wts Aug 2013 A	0.250	1.50 per unit	2013/08/02	100,000,000	2012/08/29
19950	BNP Paribas Arbit Issu B.V.	MGM China Euro Wts Jun 2013 A	0.250	13.280	2013/06/04	77,000,000	2012/08/29
19951	BNP Paribas Arbit Issu B.V.	Sands China Euro Wt Jul 2013 A	0.350	33.000	2013/07/03	100,000,000	2012/08/29
19963	Credit Suisse AG	CNOOC European Warrants Apr 2013 A	0.150	15.300	2013/04/15	80,000,000	2012/08/29
19953	Goldman Sachs SP (Asia)	Galaxy Ent Euro Wts Mar 2013 A	0.250	26.880	2013/03/04	100,000,000	2012/08/29
19952	Goldman Sachs SP (Asia)	HSBC European Warrants Dec 2012 C	0.217	72.880	2012/12/19	100,000,000	2012/08/29
19956	Goldman Sachs SP (Asia)	New World Dev Euro Wts Jul 2013 A	0.379	12.80 per unit	2013/07/15	80,000,000	2012/08/29
19955	Goldman Sachs SP (Asia)	Ping An European Wts Feb 2013 A	0.154	72.920	2013/02/04	100,000,000	2012/08/29
19954	Goldman Sachs SP (Asia)	Tencent European Put Wt Mar 2013 B	0.250	248.80 per 100 units	2013/03/04	100,000,000	2012/08/29
19958	J P Morgan Int'l Der. Ltd.	CC Bank European Wts Mar 2013 A	0.250	6.08 per unit	2013/03/01	200,000,000	2012/08/29
19959	J P Morgan Int'l Der. Ltd.	CC Bank European Wts Mar 2013 B	0.268	5.58 per unit	2013/03/01	200,000,000	2012/08/29
19957	J P Morgan SP BV	ICBC European Warrants Mar 2013 A	0.250	4.80 per unit	2013/03/01	200,000,000	2012/08/29
19942	Merrill Lynch Int'l & Co. C.V.	BOC HK Euro Wts Jul 2013 A	0.255	23.890	2013/07/29	40,000,000	2012/08/29
19941	Merrill Lynch Int'l & Co. C.V.	BOC HK Euro Wts Sep 2013 A	0.197	25.890	2013/09/02	60,000,000	2012/08/29
19938	Merrill Lynch Int'l & Co. C.V.	BOCL European Wt May 2013 A	0.202	3.34 per unit	2013/05/27	60,000,000	2012/08/29
19939	Merrill Lynch Int'l & Co. C.V.	CM Bank Euro Wts Sep 2013 A	0.155	15.900	2013/09/26	70,000,000	2012/08/29
19937	Merrill Lynch Int'l & Co. C.V.	CNOOC Euro Wts Dec 2012 A	0.160	14.390	2012/12/21	70,000,000	2012/08/29
19940	Merrill Lynch Int'l & Co. C.V.	ICBC Euro Wts Jan 2013 B	0.192	4.89 per unit	2013/01/28	60,000,000	2012/08/29
19945	Standard Chartered Bank	A50 China Euro Warrants Mar 2013 A	0.255	10.28 per unit	2013/03/26	100,000,000	2012/08/29
19944	SGA Societe Generale Acceptance N.V.	CNOOC Eu Wt Apr 2013A	0.160	15.280	2013/04/15	300,000,000	2012/08/29
19943	SGA Societe Generale Acceptance N.V.	A50 Ch Eu Wt Jan 2013A	0.150	10.88 per unit	2013/01/14	70,000,000	2012/08/29
19964	UBS AG	China Life European Warrants Mar 2013 B	0.180	22.550	2013/03/04	300,000,000	2012/08/29
19960	UBS AG	China Tel European Warrants Feb 2013 A	0.160	4.71 per unit	2013/02/06	100,000,000	2012/08/29
19961	UBS AG	HSI European Warrants Nov 2012 G	0.150	20,100 per 6,000 units	2012/11/29	300,000,000	2012/08/29
19962	UBS AG	Ping An European Warrants Jan 2013 A	0.170	70.050	2013/01/14	100,000,000	2012/08/29
19978	Credit Suisse AG	Cheung Kong European Warrants Dec 2013 A	0.150	108 per 100 units	2013/12/23	80,000,000	2012/08/30
19981	Credit Suisse AG	China Tel European Warrants Mar 2013 A	0.250	5.28 per unit	2013/03/18	60,000,000	2012/08/30
19979	Credit Suisse AG	ChiUnicom European Warrants Sep 2013 A	0.200	13.200	2013/09/30	80,000,000	2012/08/30
19983	Credit Suisse AG	HKEx European Warrants Dec 2012 C	0.200	123.900	2012/12/24	100,000,000	2012/08/30
19984	Credit Suisse AG	HKEx European Put Warrants Dec 2013 A	0.150	102.85 per 100 units	2013/12/23	100,000,000	2012/08/30
19974	Credit Suisse AG	HSBC European Wts Dec 2012 E	0.150	78.900	2012/12/24	100,000,000	2012/08/30
19973	Credit Suisse AG	HSBC European Wts Feb 2013 A	0.220	75.850	2013/02/08	100,000,000	2012/08/30
19975	Credit Suisse AG	HSBC European Put Warrants Dec 2012 F	0.150	60.500	2012/12/24	100,000,000	2012/08/30
19970	Credit Suisse AG	HSI European Warrants Jan 2013 C	0.150	20,400 per 6,300 units	2013/01/30	300,000,000	2012/08/30
19971	Credit Suisse AG	HSI European Warrants Jan 2013 D	0.200	19,400 per 7,000 units	2013/01/30	300,000,000	2012/08/30
19972	Credit Suisse AG	HSI European Warrants Feb 2013 B	0.160	20,800 per 5,200 units	2013/02/27	300,000,000	2012/08/30
19969	Credit Suisse AG	HSI European Put Warrants Jan 2013 B	0.150	19,300 per 7,000 units	2013/01/30	300,000,000	2012/08/30
19965	Credit Suisse AG	HSI European Put Warrants Feb 2013 A	0.150	19,550 per 8,000 units	2013/02/27	300,000,000	2012/08/30

Newly listed derivative warrants (continued)

Code	Issuer	Name of issue	Issue prices (HK\$)	Strike level/ Subscription price (HK\$) per 10 units	Subscription/ exercise period	Unit issued on initial listing	Listing date
19976	Credit Suisse AG	Hutchison European Warrants Dec 2012 C	0.250	73.900	2012/12/24	100,000,000	2012/08/30
19977	Credit Suisse AG	Hutchison European Warrants Mar 2013 B	0.150	85.000	2013/03/28	100,000,000	2012/08/30
19982	Credit Suisse AG	Jiangxi Copper Euro Put Wts Jun 2013 A	0.250	16.800	2013/06/25	60,000,000	2012/08/30
19980	Credit Suisse AG	KECL European Warrants Sep 2013 A	0.150	15.000	2013/09/09	80,000,000	2012/08/30
19986	Credit Suisse AG	Tencent Holdings European Wts Jan 2013 B	0.200	250 per 100 units	2013/01/21	100,000,000	2012/08/30
19987	Credit Suisse AG	Tencent Holdings European Wts Jan 2013 C	0.150	268.90 per 100 units	2013/01/07	100,000,000	2012/08/30
19985	Credit Suisse AG	Tencent Holdings Euro Put Wts Mar 2013 B	0.150	218 per 100 units	2013/03/11	100,000,000	2012/08/30
19988	Goldman Sachs SP (Asia)	Sands China Euro Wts Dec 2012 C	0.150	32.880	2012/12/10	100,000,000	2012/08/30
19989	Macquarie Bank Ltd.	China Tel European Warrants Mar 2013 A	0.250	5.38 per unit	2013/03/04	100,000,000	2012/08/30
19990	Macquarie Bank Ltd.	China Unicom European Wts Dec 2013 A	0.251	14.000	2013/12/02	200,000,000	2012/08/30
19968	UBS AG	China Tel European Warrants Dec 2012 C	0.150	5.29 per unit	2012/12/03	100,000,000	2012/08/30
19967	UBS AG	China Unicom European Warrants Feb 2014 A	0.170	15.020	2014/02/24	100,000,000	2012/08/30
19966	UBS AG	HSI European Warrants Mar 2013 B	0.250	20,800 per 6,000 units	2013/03/27	300,000,000	2012/08/30
20002	Credit Suisse AG	Agricultural Bank European Wts Feb 2013 A	0.150	3.44 per unit	2013/02/06	80,000,000	2012/08/31
20001	Credit Suisse AG	BOCL European Warrants May 2013 A	0.150	3.34 per unit	2013/05/31	80,000,000	2012/08/31
19997	Credit Suisse AG	CC Bank European Warrants Jan 2013 B	0.150	5.89 per unit	2013/01/31	80,000,000	2012/08/31
19996	Credit Suisse AG	CC Bank European Warrants Feb 2013 A	0.350	5.41 per unit	2013/02/28	80,000,000	2012/08/31
20005	Credit Suisse AG	CNBM European Warrants Mar 2013 A	0.600	9.98 per unit	2013/03/04	50,000,000	2012/08/31
20003	Credit Suisse AG	China Shenhua European Wts Mar 2013 A	0.150	36.000	2013/03/28	70,000,000	2012/08/31
19998	Credit Suisse AG	ICBC European Warrants Jan 2013 A	0.150	4.89 per unit	2013/01/31	80,000,000	2012/08/31
19999	Credit Suisse AG	ICBC European Warrants Feb 2013 A	0.250	4.69 per unit	2013/02/06	80,000,000	2012/08/31
20000	Credit Suisse AG	ICBC European Put Warrants Dec 2012 C	0.150	3.99 per unit	2012/12/24	80,000,000	2012/08/31
20004	Credit Suisse AG	Yanzhou Coal European Warrants Sep 2013 A	0.150	14.000	2013/09/16	70,000,000	2012/08/31
19992	Macquarie Bank Ltd.	Cheung Kong European Wts Mar 2013 A	0.250	128.000	2013/03/04	150,000,000	2012/08/31
19993	Macquarie Bank Ltd.	SHK Ppt European Warrants Feb 2013 A	0.250	120.000	2013/02/04	150,000,000	2012/08/31
19994	Macquarie Bank Ltd.	Wharf European Warrants May 2013 A	0.250	58.000	2013/05/03	120,000,000	2012/08/31
20013	Standard Chartered Bank	CNBM European Warrants Dec 2013 A	0.151	8.230	2013/12/13	80,000,000	2012/08/31
20012	Standard Chartered Bank	China Unicom Euro Wts Feb 2014 A	0.200	15.020	2014/02/20	70,000,000	2012/08/31
20011	Standard Chartered Bank	KECL European Warrants Oct 2013 A	0.170	14.520	2013/10/28	75,000,000	2012/08/31
20009	UBS AG	Sinopec Corp European Warrants Feb 2013 A	0.270	8 per unit	2013/02/04	100,000,000	2012/08/31
20008	UBS AG	Evergrande European Warrants Jan 2013 A	0.270	4.09 per unit	2013/01/31	100,000,000	2012/08/31
19991	UBS AG	A50 China European Warrants Feb 2013 A	0.320	10.02 per unit	2013/02/18	100,000,000	2012/08/31
20006	UBS AG	HSI European Warrants Sep 2013 B	0.250	22,000 per 6,000 units	2013/09/27	300,000,000	2012/08/31
20007	UBS AG	HSI European Put Warrants Jan 2013 C	0.200	21,000 per 9,600 units	2013/01/30	300,000,000	2012/08/31
20010	UBS AG	HSI European Put Warrants Feb 2013 B	0.150	18,600 per 7,000 units	2013/02/27	300,000,000	2012/08/31
19995	UBS AG	Hutchison European Warrants Mar 2013 A	0.250	85.880	2013/03/08	100,000,000	2012/08/31
20015	HK Bank	HSI European Warrants Jan 2013 B	0.150	20,500 per 6,300 units	2013/01/30	250,000,000	2012/09/03
20016	HK Bank	KECL European Warrants Aug 2013 A	0.150	15.000	2013/08/23	80,000,000	2012/09/03
20017	Macquarie Bank Ltd.	A50 China European Warrants Mar 2013 B	0.150	11.28 per unit	2013/03/04	100,000,000	2012/09/03
20014	SGA Societe Generale Acceptance N.V.	Ping An Eu Wt Mar 13 A	0.280	68.880	2013/03/04	150,000,000	2012/09/03
20022	Credit Suisse AG	China Mobile European Warrants Feb 2013 B	0.300	90.000	2013/02/25	80,000,000	2012/09/04
20021	Credit Suisse AG	Sinopec Corp European Warrants Dec 2012 B	0.150	8.51 per unit	2012/12/28	70,000,000	2012/09/04
20020	Credit Suisse AG	HSI European Put Warrants Feb 2013 C	0.150	18,600 per 7,000 units	2013/02/27	300,000,000	2012/09/04

Newly listed derivative warrants (continued)

Code	Issuer	Name of issue	Issue prices (HK\$)	Strike level/ Subscription price (HK\$) per 10 units	Subscription/ exercise period	Unit issued on initial listing	Listing date
20024	Credit Suisse AG	Tencent Holdings Euro Put Wts Dec 2012 E	0.150	229.90 per 100 units	2012/12/04	80,000,000	2012/09/04
20023	Credit Suisse AG	Tencent Holdings Euro Put Wts Feb 2013 B	0.230	241.80 per 100 units	2013/02/25	80,000,000	2012/09/04
20029	Citigroup Global Mkt H Inc.	A50 China Euro Wts Feb 2013 A	0.250	10 per unit	2013/02/25	100,000,000	2012/09/04
20030	Citigroup Global Mkt H Inc.	A50 China Euro Wts Apr 2013 A	0.150	10.96 per unit	2013/04/02	100,000,000	2012/09/04
20028	Citigroup Global Mkt H Inc.	A50 China Eu Put Wt Jul 2014 A	0.220	10.180	2014/07/02	100,000,000	2012/09/04
20034	Citigroup Global Mkt H Inc.	HSI European Wts Dec 2012 E	0.150	19,000 per 10,000 units	2012/12/28	200,000,000	2012/09/04
20033	Citigroup Global Mkt H Inc.	HSI European Wts Jan 2013 B	0.150	20,400 per 6,300 units	2013/01/30	200,000,000	2012/09/04
20032	Citigroup Global Mkt H Inc.	HSI European Put Wt Dec 2012 D	0.150	20,200 per 8,000 units	2012/12/28	200,000,000	2012/09/04
20031	Citigroup Global Mkt H Inc.	HSI European Put Wt Jan 2013 A	0.150	19,300 per 7,000 units	2013/01/30	200,000,000	2012/09/04
20026	Macquarie Bank Ltd.	Hutchison European Warrants Jan 2013 A	0.150	75.000	2013/01/03	150,000,000	2012/09/04
20018	SGA Societe Generale Acceptance N.V.	CCB Eur Wt Feb 2013 B	0.240	5.78 per unit	2013/02/18	200,000,000	2012/09/04
20019	SGA Societe Generale Acceptance N.V.	HWL Eur Wt Mar 2013 A	0.380	73.880	2013/03/04	150,000,000	2012/09/04
20027	UBS AG	CC Bank European Warrants Dec 2012 D	0.210	5.51 per unit	2012/12/18	100,000,000	2012/09/04
20025	UBS AG	China Mobile European Warrants Feb 2013 C	0.300	90.930	2013/02/18	100,000,000	2012/09/04
20048	Citigroup Global Mkt H Inc.	China Life Eu Put Wt May 2013A	0.250	19.500	2013/05/27	100,000,000	2012/09/05
20047	Citigroup Global Mkt H Inc.	China Mobile Eur Wt Dec 2012 A	0.150	89.900	2012/12/05	100,000,000	2012/09/05
20049	Citigroup Global Mkt H Inc.	China Mobile Eur Wt Feb 2013 A	0.180	94.200	2013/02/25	100,000,000	2012/09/05
20055	Bank of East Asia	Belle European Warrants Dec 2013 A	0.250	16.188	2013/12/24	100,000,000	2012/09/05
20054	Bank of East Asia	Galaxy Ent European Warrants Aug 2013 A	0.250	30.000	2013/08/06	50,000,000	2012/09/05
20067	Goldman Sachs SP (Asia)	AAC Acoustic Euro Wts Jun 2013 A	0.502	30.880	2013/06/24	50,000,000	2012/09/05
20039	Goldman Sachs SP (Asia)	Belle Int'l Euro Wts Sep 2013 A	0.250	16.880	2013/09/30	50,000,000	2012/09/05
20038	Goldman Sachs SP (Asia)	China Tel European Wts Mar 2013 A	0.261	5 per unit	2013/03/25	50,000,000	2012/09/05
20068	Goldman Sachs SP (Asia)	A50 China European Wts Mar 2013 A	0.271	10.50 per unit	2013/03/11	80,000,000	2012/09/05
20069	Goldman Sachs SP (Asia)	A50 China Euro Put Wts Mar 2013 B	0.449	8.38 per unit	2013/03/18	80,000,000	2012/09/05
20037	Goldman Sachs SP (Asia)	HSI European Warrants Feb 2013 A	0.168	20,700 per 5,200 units	2013/02/27	150,000,000	2012/09/05
20035	Goldman Sachs SP (Asia)	HSI European Put Wts Dec 2012 E	0.159	20,300 per 9,000 units	2012/12/28	150,000,000	2012/09/05
20036	Goldman Sachs SP (Asia)	HSI European Put Wts Dec 2012 F	0.168	21,200 per 12,000 units	2012/12/28	150,000,000	2012/09/05
20057	J P Morgan SP BV	Hutchison European Warrants Mar 2013 B	0.432	70.000	2013/03/05	150,000,000	2012/09/05
20046	Macquarie Bank Ltd.	AIA European Warrants May 2013 A	0.250	29.000	2013/05/03	150,000,000	2012/09/05
20061	Macquarie Bank Ltd.	CITIC Sec European Warrants Jan 2014 A	0.250	16.500	2014/01/03	150,000,000	2012/09/05
20060	Macquarie Bank Ltd.	China Life European Wts Apr 2013 A	0.150	23.500	2013/04/03	180,000,000	2012/09/05
20045	Macquarie Bank Ltd.	Evergrande European Wts May 2015 A	0.150	3.330	2015/05/21	180,000,000	2012/09/05
20059	Macquarie Bank Ltd.	Ping An European Warrants Jan 2013 B	0.150	64.000	2013/01/03	180,000,000	2012/09/05
20050	Merrill Lynch Int'l & Co. C.V.	HSI European Wts Aug 2013 A	0.160	20,000 per 10,000 units	2013/08/29	100,000,000	2012/09/05
20051	Merrill Lynch Int'l & Co. C.V.	HSI Euro Put Wts Dec 2012 F	0.164	20,400 per 9,000 units	2012/12/28	100,000,000	2012/09/05
20052	Merrill Lynch Int'l & Co. C.V.	HSI Euro Put Wts Feb 2013 D	0.157	19,600 per 8,000 units	2013/02/27	100,000,000	2012/09/05
20053	Merrill Lynch Int'l & Co. C.V.	Ping An Euro Wts Jan 2013 A	0.155	70.010	2013/01/14	80,000,000	2012/09/05
20062	CC Rabobank B.A.	CITIC Bank European Warrants Feb 2013 A	0.160	4.51 per unit	2013/02/04	70,000,000	2012/09/05
20064	CC Rabobank B.A.	Minsheng Bank European Wts Mar 2013 A	0.300	7.90 per unit	2013/03/11	80,000,000	2012/09/05
20066	CC Rabobank B.A.	Evergrande European Warrants Jun 2013 A	0.450	3.30 per unit	2013/06/28	100,000,000	2012/09/05
20063	CC Rabobank B.A.	Tencent Holdings European Wts Apr 2013 A	0.150	288.20 per 100 units	2013/04/22	200,000,000	2012/09/05
20065	CC Rabobank B.A.	Tencent Holdings Euro Put Wt Feb 2013 A	0.250	239.80 per 100 units	2013/02/25	150,000,000	2012/09/05
20044	Standard Chartered Bank	Ping An European Wts Dec 2012 A	0.200	64.050	2012/12/18	75,000,000	2012/09/05

Newly listed derivative warrants (continued)

Code	Issuer	Name of issue	Issue prices (HK\$)	Strike level/ Subscription price (HK\$) per 10 units	Subscription/ exercise period	Unit issued on initial listing	Listing date
20041	SGA Societe Generale Acceptance N.V.	CCoal Eur Wt Mar2013A	0.440	8 per unit	2013/03/06	50,000,000	2012/09/05
20058	SGA Societe Generale Acceptance N.V.	CK(H) Eu Put Wt Mar13B	0.270	88.880	2013/03/06	120,000,000	2012/09/05
20040	SGA Societe Generale Acceptance N.V.	A50 Ch Eu Wt Feb 2013B	0.250	10.01 per unit	2013/02/18	50,000,000	2012/09/05
20042	SGA Societe Generale Acceptance N.V.	PICC P&C Eu Wt Mar13A	0.500	11.68 per unit	2013/03/06	50,000,000	2012/09/05
20043	SGA Societe Generale Acceptance NV	Yanzhou Coal Eu Wt Jan13A	0.500	13.88 per unit	2013/01/21	50,000,000	2012/09/05
20056	UBS AG	HKEx European Warrants Jan 2013 A	0.180	125.100	2013/01/14	100,000,000	2012/09/05
20085	Citigroup Global Mkt H Inc.	HSBC European Wts Feb 2013 A	0.180	75.800	2013/02/06	100,000,000	2012/09/06
20082	Citigroup Global Mkt H Inc.	Hutchison Euro Wts Mar 2013 A	0.250	78.800	2013/03/11	100,000,000	2012/09/06
20084	Citigroup Global Mkt H Inc.	Ping An Euro Wts Dec 2012 B	0.160	63.880	2012/12/17	100,000,000	2012/09/06
20083	Citigroup Global Mkt H Inc.	Ping An Euro Wts Mar 2013 A	0.250	68.000	2013/03/11	100,000,000	2012/09/06
20081	Citigroup Global Mkt H Inc.	SHK Ppt Euro Wts Dec 2012 A	0.150	112.800	2012/12/24	100,000,000	2012/09/06
20070	J P Morgan SP BV	China Life European Warrants Apr 2013 A	0.150	23.500	2013/04/03	300,000,000	2012/09/06
20079	J P Morgan SP BV	China Mob European Wts Jan 2013 B	0.200	87.500	2013/01/03	200,000,000	2012/09/06
20077	J P Morgan SP BV	HSI European Put Warrants Apr 2013 A	0.250	19,200 per 6,800 units	2013/04/29	300,000,000	2012/09/06
20074	Macquarie Bank Ltd.	Agricultural Bk Euro Warrants Feb 2013 A	0.150	3.38 per unit	2013/02/06	120,000,000	2012/09/06
20073	Macquarie Bank Ltd.	Brilliance Chi Euro Warrants Apr 2014A	0.250	7.000	2014/04/02	150,000,000	2012/09/06
20075	Standard Chartered Bank	HSI European Warrants Jan 2013 B	0.178	19,400 per 7,000 units	2013/01/30	200,000,000	2012/09/06
20076	Standard Chartered Bank	HSI European Warrants Mar 2013 B	0.257	18,400 per 8,000 units	2013/03/27	200,000,000	2012/09/06
20071	SGA Societe Generale Acceptance N.V.	CCB Eur Wt Jan 2013 C	0.360	5.38 per unit	2013/01/28	150,000,000	2012/09/06
20072	SGA Societe Generale Acceptance NV	Minsheng Bk Eu Wt Mar 13A	0.250	8.30 per unit	2013/03/06	50,000,000	2012/09/06
20080	UBS AG	BYD European Warrants Mar 2013 A	0.250	14.680	2013/03/22	100,000,000	2012/09/06
20078	UBS AG	ICBC European Warrants Feb 2013 B	0.170	4.69 per unit	2013/02/06	100,000,000	2012/09/06
20112	BNP Paribas Arbit Issu B.V.	Agricultural Bank Eu Wt Sep13A	0.250	3.25 per unit	2013/09/03	100,000,000	2012/09/07
20108	BNP Paribas Arbit Issu B.V.	China Life Eu Put Wts Dec 13 A	0.250	18.500	2013/12/03	100,000,000	2012/09/07
20111	BNP Paribas Arbit Issu B.V.	Minsheng Bk Euro Wt Apr 2013 A	0.330	7.88 per unit	2013/04/03	44,000,000	2012/09/07
20110	BNP Paribas Arbit Issu B.V.	CPIC European Wts Aug 2013 A	0.260	26.880	2013/08/02	100,000,000	2012/09/07
20109	BNP Paribas Arbit Issu B.V.	HSBC European Wts May 2013 B	0.260	75.500	2013/05/03	200,000,000	2012/09/07
20107	J P Morgan SP BV	China Unicom European Warrants Oct 2013 A	0.153	13.200	2013/10/02	200,000,000	2012/09/07
20116	Macquarie Bank Ltd.	China Coal European Wts Jul 2013 A	0.250	10 per unit	2013/07/03	100,000,000	2012/09/07
20096	Macquarie Bank Ltd.	Chow Sang Sang European Wts May 2013 A	0.250	18.880	2013/05/03	150,000,000	2012/09/07
20113	Macquarie Bank Ltd.	Chow Tai Fook European Wts Sep 2014 A	0.150	12.750	2014/09/02	150,000,000	2012/09/07
20115	Macquarie Bank Ltd.	Yurun Food European Wts Jul 2013 A	0.250	8.50 per unit	2013/07/03	100,000,000	2012/09/07
20091	Merrill Lynch Int'l & Co. C.V.	AIA Euro Wts Jun 2013 A	0.178	29.890	2013/06/17	60,000,000	2012/09/07
20088	Merrill Lynch Int'l & Co. C.V.	Ch Life Eur Put Wt Mar 13 A	0.153	18.980	2013/03/11	80,000,000	2012/09/07
20090	Merrill Lynch Int'l & Co. C.V.	Ch Shenhua Eu Wt Mar 2013 A	0.255	30.050	2013/03/05	40,000,000	2012/09/07
20086	Merrill Lynch Int'l & Co. C.V.	HSBC Euro Put Wt Dec 2012 E	0.196	60.450	2012/12/28	60,000,000	2012/09/07
20089	Merrill Lynch Int'l & Co. C.V.	JX Copper Euro Wts Mar 13 A	0.152	19.020	2013/03/25	80,000,000	2012/09/07
20087	Merrill Lynch Int'l & Co. C.V.	SHK Ppt Euro Wts Mar 2013 A	0.405	108.880	2013/03/11	40,000,000	2012/09/07
20097	CC Rabobank B.A.	China Mer Hold European Warrants Mar 13 A	0.250	25.800	2013/03/11	70,000,000	2012/09/07
20100	CC Rabobank B.A.	China Railway European Wts Mar 2013 A	0.250	3.38 per unit	2013/03/18	60,000,000	2012/09/07
20099	CC Rabobank B.A.	Dongfeng Motor European Wts Nov 2013 A	0.150	12.010	2013/11/25	100,000,000	2012/09/07
20101	CC Rabobank B.A.	SHK Ppt European Warrants Apr 2013 A	0.300	111.800	2013/04/22	100,000,000	2012/09/07
20098	CC Rabobank B.A.	Xinyi Glass European Warrants Mar 2013 A	0.380	4.22 per unit	2013/03/25	50,000,000	2012/09/07

Newly listed derivative warrants (continued)

Code	Issuer	Name of issue	Issue prices (HK\$)	Strike level/ Subscription price (HK\$) per 10 units	Subscription/ exercise period	Unit issued on initial listing	Listing date
20102	Standard Chartered Bank	Anhui Conch Euro Wts May 2013 A	0.250	21.880	2013/05/28	50,000,000	2012/09/07
20104	Standard Chartered Bank	Belle Int'l European Wts May 2014A	0.250	18.800	2014/05/30	80,000,000	2012/09/07
20105	Standard Chartered Bank	CITIC Sec European Wts Jun 2013 A	0.250	13.880	2013/06/28	80,000,000	2012/09/07
20103	Standard Chartered Bank	Cathay Pac Air Euro Wts Oct 2013 A	0.165	15.020	2013/10/28	80,000,000	2012/09/07
20092	SGA Societe Generale Acceptance N.V.	AGBK Eu Wt Mar 2013 A	0.250	3.08 per unit	2013/03/27	150,000,000	2012/09/07
20093	SGA Societe Generale Acceptance N.V.	CNBM Eu Wt Mar 2013 A	0.530	8.88 per unit	2013/03/11	30,000,000	2012/09/07
20094	SGA Societe Generale Acceptance N.V.	HLand Eu Put Wt Mar13A	0.250	40.000	2013/03/11	50,000,000	2012/09/07
20095	SGA Societe Generale Acceptance N.V.	NWD Eu Put Wts Apr13A	0.620	8 per unit	2013/04/15	30,000,000	2012/09/07
20106	UBS AG	HSI European Warrants Dec 2012 J	0.215	18,500 per 7,000 units	2012/12/28	300,000,000	2012/09/07
20128	Credit Suisse AG	Ping An European Warrants Dec 2012 E	0.360	58.000	2012/12/10	60,000,000	2012/09/10
20129	Credit Suisse AG	Ping An European Put Warrants Feb 2013 A	0.300	49.950	2013/02/25	60,000,000	2012/09/10
20131	Citigroup Global Mkt H Inc.	CC Bank European Wt Mar 2013 A	0.250	5.38 per unit	2013/03/11	100,000,000	2012/09/10
20130	Citigroup Global Mkt H Inc.	Ch Overseas Eu Put Wt Jun 13 A	0.150	15.000	2013/06/17	100,000,000	2012/09/10
20132	Citigroup Global Mkt H Inc.	Sinopec Corp Eu Wts Jan 2013 A	0.150	8.50 per unit	2013/01/07	100,000,000	2012/09/10
20134	Citigroup Global Mkt H Inc.	Tencent European Wts Feb 2013 A	0.180	255 per 100 units	2013/02/18	100,000,000	2012/09/10
20133	Citigroup Global Mkt H Inc.	Tencent Euro Put Wt Mar 2013 A	0.250	228 per 100 units	2013/03/11	100,000,000	2012/09/10
20122	HK Bank	China Mobile European Warrants Mar 2013 D	0.250	88.880	2013/03/28	150,000,000	2012/09/10
20117	HK Bank	SHK Ppt European Warrants Mar 2013 A	0.250	114.880	2013/03/28	100,000,000	2012/09/10
20119	J P Morgan SP BV	Minsheng Bank European Wts Mar 2013 A	0.250	7.50 per unit	2013/03/11	100,000,000	2012/09/10
20118	J P Morgan SP BV	Wharf European Warrants Apr 2013 A	0.250	58.880	2013/04/29	150,000,000	2012/09/10
20124	Macquarie Bank Ltd.	China Agri European Wts Oct 2013 A	0.250	5.50 per unit	2013/10/03	100,000,000	2012/09/10
20126	Macquarie Bank Ltd.	China Shenhua European Wts Nov 2013 A	0.250	37.000	2013/11/04	150,000,000	2012/09/10
20121	Standard Chartered Bank	Link REIT European Wts Jun 2014 A	0.250	42.880	2014/06/03	80,000,000	2012/09/10
20120	Standard Chartered Bank	Link REIT European Wts Nov 2014 A	0.360	38.880	2014/11/04	80,000,000	2012/09/10
20123	SGA Societe Generale Acceptance N.V.	Ping An Eu Wt Mar 13 B	0.390	60.880	2013/03/11	150,000,000	2012/09/10
20127	UBS AG	AIA European Warrants Dec 2012 B	0.205	25.730	2012/12/24	100,000,000	2012/09/10
20125	UBS AG	AIA European Warrants Feb 2013 B	0.150	28.050	2013/02/25	100,000,000	2012/09/10
20150	BOCI Asia Ltd.	Tencent Holdings European Put Wts Mar 2013 A	0.160	218 per 100 units	2013/03/18	100,000,000	2012/09/11
20158	Credit Suisse AG	AIA European Warrants Feb 2013 A	0.150	28.000	2013/02/25	70,000,000	2012/09/11
20157	Credit Suisse AG	A50 China European Warrants Mar 2013 A	0.250	10.38 per unit	2013/03/11	70,000,000	2012/09/11
20140	Goldman Sachs SP (Asia)	HSBC European Put Wts Dec 2012 D	0.169	60.000	2012/12/24	80,000,000	2012/09/11
20137	Goldman Sachs Sp (Asia)	ICBC European Warrants Jan 2013 B	0.207	4.38 per unit	2013/01/11	50,000,000	2012/09/11
20138	Goldman Sachs Sp (Asia)	ICBC European Warrants Feb 2013 A	0.150	4.80 per unit	2013/02/25	68,000,000	2012/09/11
20139	Goldman Sachs SP (Asia)	Poly HK Inv Euro Wts Jun 2013 A	0.447	4.80 per unit	2013/06/24	60,000,000	2012/09/11
20141	HK Bank	Cheung Kong European Warrants Mar 2013 A	0.250	123.000	2013/03/15	50,000,000	2012/09/11
20156	J P Morgan SP BV	Link Reit European Warrants Sep 2013 A	0.250	40.000	2013/09/30	150,000,000	2012/09/11
20147	Macquarie Bank Ltd.	Minsheng Bank European Wts Mar 2013 A	0.353	7 per unit	2013/03/11	100,000,000	2012/09/11
20148	Macquarie Bank Ltd.	HKEx European Warrants Mar 2013 A	0.156	90.88 per 100 units	2013/03/08	250,000,000	2012/09/11
20149	Macquarie Bank Ltd.	HKEx European Put Warrants Jan 2014 A	0.159	102.88 per 100 units	2014/01/03	250,000,000	2012/09/11
20146	CC Rabobank B.A.	Angang Steel European Warrants Mar 2013 A	0.250	4.70 per unit	2013/03/11	80,000,000	2012/09/11
20143	CC Rabobank B.A.	Ch Railway Cons European Wts Mar 2013 A	0.450	7.20 per unit	2013/03/11	60,000,000	2012/09/11
20142	CC Rabobank B.A.	Chi Res Land European Warrants Sep 2013 A	0.250	17.900	2013/09/02	100,000,000	2012/09/11
20145	CC Rabobank B.A.	Evergrande European Put Wts Mar 2013 A	0.300	2.58 per unit	2013/03/11	80,000,000	2012/09/11

Newly listed derivative warrants (continued)

Code	Issuer	Name of issue	Issue prices (HK\$)	Strike level/ Subscription price (HK\$) per 10 units	Subscription/ exercise period	Unit issued on initial listing	Listing date
20144	CC Rabobank B.A.	Tsingtao Brew European Wts Mar 2013 A	0.350	50.800	2013/03/11	60,000,000	2012/09/11
20151	Standard Chartered Bank	China Life European Wts Jun 2013 B	0.150	23.900	2013/06/28	100,000,000	2012/09/11
20152	Standard Chartered Bank	Geely Auto European Wts Aug 2013 A	0.250	2.88 per unit	2013/08/01	80,000,000	2012/09/11
20153	Standard Chartered Bank	Li & Fung European Wts Aug 2013 A	0.250	12.280	2013/08/20	80,000,000	2012/09/11
10159	SGA Societe Generale Acceptance N.V.	EUR/USD Eu Wt Apr 13B	0.250	1.30 per 1 units	2013/04/03	100,000,000	2012/09/11
10158	SGA Societe Generale Acceptance N.V.	EUR/USD Eu Put Wt Apr13A	0.260	1.21 per 1 units	2013/04/03	100,000,000	2012/09/11
20135	SGA Societe Generale Acceptance N.V.	HKEx Eu Put Wt Jan13B	0.300	88.880	2013/01/28	50,000,000	2012/09/11
20136	SGA Societe Generale Acceptance N.V.	HKEx Eu Put Wt Dec13A	0.180	102.88 per 100 units	2013/12/23	500,000,000	2012/09/11
20154	UBS AG	China Unicom European Warrants Nov 2013 A	0.160	14.020	2013/11/25	100,000,000	2012/09/11
20155	UBS AG	HSBC European Warrants Feb 2013 A	0.188	75.050	2013/02/06	100,000,000	2012/09/11
20181	Credit Suisse AG	Agricultural Bank European Wts Feb 2013 B	0.180	2.99 per unit	2013/02/22	70,000,000	2012/09/12
20180	Credit Suisse AG	BOCL European Warrants Jan 2013 A	0.150	2.89 per unit	2013/01/11	70,000,000	2012/09/12
20182	Credit Suisse AG	Yanzhou Coal European Warrants Mar 2013 B	0.850	11.88 per unit	2013/03/15	50,000,000	2012/09/12
20179	Daiwa Capital Mkt	BOCL European Warrants Apr 2013 A	0.250	2.78 per unit	2013/04/10	108,000,000	2012/09/12
20168	Goldman Sachs SP (Asia)	CC Bank European Wts Feb 2013 B	0.205	5.58 per unit	2013/02/25	80,000,000	2012/09/12
20167	Goldman Sachs SP (Asia)	China Coal European Wts Mar 2013 A	0.313	7.88 per unit	2013/03/25	80,000,000	2012/09/12
20165	Goldman Sachs SP (Asia)	CM Bank European Wts Dec 2013 A	0.161	13.880	2013/12/24	80,000,000	2012/09/12
20166	Goldman Sachs SP (Asia)	PICC European Warrants Dec 2013 A	0.153	9.355	2013/12/16	80,000,000	2012/09/12
20171	HK Bank	China Life European Warrants Mar 2013 C	0.150	23.550	2013/03/27	150,000,000	2012/09/12
20172	HK Bank	HKEx European Put Warrants Dec 2013 A	0.160	102.80 per 100 units	2013/12/18	150,000,000	2012/09/12
20176	J P Morgan SP BV	Luk Fook Hold European Warrants Jun 2013A	0.251	23.880	2013/06/03	88,000,000	2012/09/12
20170	J P Morgan SP BV	Yurun Food European Warrants Mar 2013 A	0.269	6 per unit	2013/03/12	50,000,000	2012/09/12
20175	J P Morgan SP BV	Zijin Mining European Warrants Aug 2013 A	0.250	3 per unit	2013/08/02	88,000,000	2012/09/12
20174	Macquarie Bank Ltd.	CM Bank European Warrants Jan 2014 A	0.150	14.500	2014/01/03	200,000,000	2012/09/12
20173	Macquarie Bank Ltd.	HSBC European Warrants Apr 2013 A	0.250	72.500	2013/04/03	200,000,000	2012/09/12
20163	Merrill Lynch Int'l & Co. C.V.	China Life Eu Wt Mar 2013 B	0.151	23.510	2013/03/25	80,000,000	2012/09/12
20162	Merrill Lynch Int'l & Co. C.V.	Ch Mobile Eur Wt Feb 2013 B	0.270	90.890	2013/02/18	40,000,000	2012/09/12
20159	Merrill Lynch Int'l & Co. C.V.	HSBC Euro Wts Feb 2013 A	0.185	75.810	2013/02/14	60,000,000	2012/09/12
20164	Merrill Lynch Int'l & Co. C.V.	Hutchison Eur Wt Feb 2013 A	0.245	77.010	2013/02/25	50,000,000	2012/09/12
20160	Merrill Lynch Int'l & Co. C.V.	SHK Ppt Euro Wts Jan 2013 A	0.155	120.010	2013/01/28	70,000,000	2012/09/12
20161	Merrill Lynch Int'l & Co. C.V.	Tencent Eu Put Wt Mar 2013D	0.255	233.99 per 100 units	2013/03/25	40,000,000	2012/09/12
20177	Standard Chartered Bank	HSI European Put Wts Feb 2013 A	0.151	18,600 per 7,000 units	2013/02/27	200,000,000	2012/09/12
20178	Standard Chartered Bank	HSI European Put Wts Mar 2013 C	0.169	19,400 per 8,500 units	2013/03/27	200,000,000	2012/09/12
20195	Goldman Sachs SP (Asia)	Anhui Conch European Wts Jun 2013A	0.252	21.880	2013/06/27	80,000,000	2012/09/13
20196	Goldman Sachs SP (Asia)	Agri Bk European Wts Feb 2013 A	0.169	2.98 per unit	2013/02/18	80,000,000	2012/09/13
20197	Goldman Sachs SP (Asia)	China Mobile Eu Put Wts Mar 2013 B	0.154	67.950	2013/03/11	80,000,000	2012/09/13
20194	Goldman Sachs SP (Asia)	HKEx European Put Wts Dec 2012 A	0.158	83.880	2012/12/24	80,000,000	2012/09/13
20193	HK Bank	Agricultural Bank European Warrants Jul 2013 A	0.250	2.98 per unit	2013/07/16	50,000,000	2012/09/13
20191	HK Bank	Minsheng Bank European Warrants May 2013 A	0.250	7 per unit	2013/05/31	40,000,000	2012/09/13
20192	HK Bank	HSI European Put Warrants Mar 2013 B	0.250	20,000 per 8,000 units	2013/03/27	250,000,000	2012/09/13
20187	J P Morgan SP BV	Chi Res Land European Warrants Aug 2013 A	0.250	17.000	2013/08/02	100,000,000	2012/09/13
20186	J P Morgan SP BV	Evergrande European Warrants Jun 2013 A	0.284	3.38 per unit	2013/06/03	100,000,000	2012/09/13
20204	J P Morgan SP BV	ICBC European Warrants Apr 2013 A	0.250	4.38 per unit	2013/04/02	200,000,000	2012/09/13

Newly listed derivative warrants (continued)

Code	Issuer	Name of issue	Issue prices (HK\$)	Strike level/ Subscription price (HK\$) per 10 units	Subscription/ exercise period	Unit issued on initial listing	Listing date
20205	J P Morgan SP BV	Tsingtao Brew European Warrants Mar 2013A	0.271	48.000	2013/03/13	100,000,000	2012/09/13
20184	Merrill Lynch Int'l & Co. C.V.	CM Bank Euro Wts Dec 2013 A	0.150	14.510	2013/12/24	70,000,000	2012/09/13
20183	Merrill Lynch Int'l & Co. C.V.	HSI European Wts Mar 2013 A	0.225	18,800 per 6,800 units	2013/03/27	100,000,000	2012/09/13
20185	Merrill Lynch Int'l & Co. C.V.	Hutchison Eur Wt Mar 2013 A	0.450	71.880	2013/03/25	40,000,000	2012/09/13
20200	CC Rabobank B.A.	AAC Acoustic European Warrants Mar 2013 A	0.250	31.000	2013/03/18	60,000,000	2012/09/13
20203	CC Rabobank B.A.	Ch Ship Cont European Warrants Jun 2013 A	0.250	1.72 per unit	2013/06/24	60,000,000	2012/09/13
20201	CC Rabobank B.A.	Ping An European Warrants Mar 2013 A	0.250	61.300	2013/03/13	100,000,000	2012/09/13
20202	CC Rabobank B.A.	Poly HK Inv European Warrants Mar 2013 A	0.250	4.38 per unit	2013/03/18	60,000,000	2012/09/13
20199	CC Rabobank B.A.	Tencent Holdings Euro Put Wt Mar 2013 A	0.150	217.80 per 100 units	2013/03/11	150,000,000	2012/09/13
20198	Standard Chartered Bank	Agricultural Bk Euro Wts Sep 2013A	0.300	2.78 per unit	2013/09/03	40,000,000	2012/09/13
20188	SGA Societe Generale Acceptance N.V.	ICBC Eu Wt Apr 2013 B	0.250	4.48 per unit	2013/04/03	200,000,000	2012/09/13
20189	SGA Societe Generale Acceptance N.V.	Ping An Eu Wt Dec2012C	0.300	58.000	2012/12/17	120,000,000	2012/09/13
20207	UBS AG	Lenovo European Warrants Sep 2013 A	0.150	5.710	2013/09/25	100,000,000	2012/09/13
20206	UBS AG	Ping An European Warrants Jan 2013 B	0.150	64.060	2013/01/04	100,000,000	2012/09/13
14773 *	Merrill Lynch Int'l & Co. C.V.	A50 China Eur Wt Jun 2013	0.067	9.600	2013/06/13	150,000,000	2012/09/13
20212	BOCI Asia Ltd.	AIA European Warrants Feb 2013 A	0.150	28.000	2013/02/25	100,000,000	2012/09/14
20214	BOCI Asia Ltd.	HSI European Warrants Mar 2013 B	0.250	19,000 per 6,300 units	2013/03/27	100,000,000	2012/09/14
20213	BOCI Asia Ltd.	HSI European Warrants Jun 2013 B	0.250	19,900 per 6,500 units	2013/06/27	100,000,000	2012/09/14
20211	Goldman Sachs SP (Asia)	BOCL European Warrants Feb 2013 A	0.152	2.90 per unit	2013/02/25	80,000,000	2012/09/14
20218	HK Bank	CNBM European Warrants Dec 2013 A	0.150	8.230	2013/12/17	80,000,000	2012/09/14
20217	HK Bank	Lenovo European Warrants Apr 2013 A	0.450	7.38 per unit	2013/04/10	40,000,000	2012/09/14
20210	J P Morgan SP BV	HSI European Put Warrants Mar 2013 C	0.250	20,200 per 8,000 units	2013/03/27	300,000,000	2012/09/14
20226	J P Morgan SP BV	Tencent European Put Warrants Apr 2013 A	0.250	225 per 100 units	2013/04/30	200,000,000	2012/09/14
20225	J P Morgan SP BV	Zhaojin Mining European Wts Jun 2013 A	0.250	12.180	2013/06/10	200,000,000	2012/09/14
20219	Macquarie Bank Ltd.	AIA European Warrants Jul 2013 A	0.250	31.000	2013/07/03	150,000,000	2012/09/14
20220	Macquarie Bank Ltd.	Greatwall Motor European Wts Jun 2013 A	0.250	21.880	2013/06/03	150,000,000	2012/09/14
20216	Standard Chartered Bank	China Mobile Eur Put Wt Dec 2012 B	0.150	74.950	2012/12/21	70,000,000	2012/09/14
20215	Standard Chartered Bank	Galaxy Ent European Wts Jun 2013 A	0.250	24.000	2013/06/07	50,000,000	2012/09/14
20209	SGA Societe Generale Acceptance N.V.	CMB Eu Wts Jan 2014 A	0.180	13.880	2014/01/06	150,000,000	2012/09/14
20208	SGA Societe Generale Acceptance N.V.	CNOOC Eu Wt Aug 2013A	0.150	16.280	2013/08/05	300,000,000	2012/09/14
20221	UBS AG	HSI European Warrants Jan 2013 D	0.150	20,300 per 6,300 units	2013/01/30	300,000,000	2012/09/14
20222	UBS AG	Lenovo European Warrants Jan 2013 A	0.410	7.21 per unit	2013/01/07	100,000,000	2012/09/14
20224	UBS AG	SHK Ppt European Warrants Apr 2013 B	0.450	108.880	2013/04/22	100,000,000	2012/09/14
20223	UBS AG	Tencent Holdings European Put Warrants Feb 2013 A	0.220	239.80 per 100 units	2013/02/25	100,000,000	2012/09/14
20238	Citigroup Global Mkt H Inc.	China Life Euro Wts Jan 2013 A	0.180	21.880	2013/01/25	100,000,000	2012/09/17
20237	Citigroup Global Mkt H Inc.	China Life Euro Wts Mar 2013 A	0.170	23.500	2013/03/27	100,000,000	2012/09/17
20233	Daiwa Capital Mkt	AIA European Warrants Jul 2013 A	0.250	30.680	2013/07/02	80,000,000	2012/09/17
20232	Daiwa Capital Mkt	HSI European Warrants Mar 2013 F	0.170	20,800 per 6,000 units	2013/03/27	200,000,000	2012/09/17
20227	Macquarie Bank Ltd.	CC Bank European Warrants Feb 2013 B	0.150	5.78 per unit	2013/02/06	100,000,000	2012/09/17
20236	Macquarie Bank Ltd.	China Life European Wts Jun 2013 A	0.150	25.000	2013/06/04	150,000,000	2012/09/17
20231	Standard Chartered Bank	China Life Euro Put Wts Dec 2013 A	0.250	20.000	2013/12/02	100,000,000	2012/09/17
20229	SGA Societe Generale Acceptance N.V.	AIA Eur Wt Oct 2013 A	0.250	32.880	2013/10/28	100,000,000	2012/09/17
20228	SGA Societe Generale Acceptance N.V.	HWL Eur Wt Feb 2013 B	0.300	77.010	2013/02/25	150,000,000	2012/09/17

Newly listed derivative warrants (continued)

Code	Issuer	Name of issue	Issue prices (HK\$)	Strike level/ Subscription price (HK\$) per 10 units	Subscription/ exercise period	Unit issued on initial listing	Listing date
20235	UBS AG	AIA European Warrants Jun 2013 B	0.250	31.380	2013/06/17	100,000,000	2012/09/17
20234	UBS AG	A50 China European Put Warrants Jun 2014 A	0.200	10.200	2014/06/24	100,000,000	2012/09/17
20249	Daiwa Capital Mkt	Cheung Kong European Warrants Mar 2013 A	0.290	128.000	2013/03/01	80,000,000	2012/09/18
20248	Daiwa Capital Mkt	Cheung Kong European Warrants Oct 2013 A	0.250	92 per 100 units	2013/10/18	108,000,000	2012/09/18
20250	Daiwa Capital Mkt	Cheung Kong European Put Wts Mar 2013 B	0.250	86.800	2013/03/18	68,000,000	2012/09/18
20239	Daiwa Capital Mkt	China Telecom European Wts Mar 2013 A	0.190	5.38 per unit	2013/03/08	80,000,000	2012/09/18
20240	Daiwa Capital Mkt	Ping An European Warrants Mar 2013 B	0.250	65.880	2013/03/18	80,000,000	2012/09/18
20241	Daiwa Capital Mkt	Ping An European Put Warrants Mar 2013 C	0.320	52.000	2013/03/18	68,000,000	2012/09/18
20246	Goldman Sachs SP (Asia)	AIA European Warrants Jun 2013 C	0.252	31.000	2013/06/25	80,000,000	2012/09/18
20245	Goldman Sachs SP (Asia)	AIA European Put Wts Jun 2013 B	0.253	26.000	2013/06/25	80,000,000	2012/09/18
20243	HK Bank	BOCL European Warrants Aug 2013 A	0.250	2.98 per unit	2013/08/26	80,000,000	2012/09/18
20242	HK Bank	China Mobile European Warrants Apr 2013 A	0.610	80.000	2013/04/11	120,000,000	2012/09/18
20244	HK Bank	Evergrande European Warrants Mar 2013 A	0.250	3.68 per unit	2013/03/19	40,000,000	2012/09/18
20251	J P Morgan SP BV	Sinopec Corp European Warrants Mar 2013 A	0.250	7.98 per unit	2013/03/18	200,000,000	2012/09/18
20247	Standard Chartered Bank	CTel European Warrants Feb 2013 A	0.196	5.38 per unit	2013/02/25	60,000,000	2012/09/18
20252	UBS AG	Agricultural Bank European Warrants Feb 2013 B	0.190	2.99 per unit	2013/02/18	100,000,000	2012/09/18
20253	UBS AG	CC Bank European Warrants Mar 2013 A	0.280	5.18 per unit	2013/03/18	100,000,000	2012/09/18
20254	UBS AG	ICBC European Warrants Mar 2013 A	0.250	4.48 per unit	2013/03/18	100,000,000	2012/09/18
20259	BOCI Asia Ltd.	China Life European Put Warrants Jul 2013 A	0.180	19.800	2013/07/02	100,000,000	2012/09/19
20261	BOCI Asia Ltd.	Ch Overseas European Warrants Jul 2013 A	0.190	20.880	2013/07/02	100,000,000	2012/09/19
20260	BOCI Asia Ltd.	Hutchison European Warrants Feb 2013 A	0.160	81.880	2013/02/04	100,000,000	2012/09/19
20266	Credit Suisse AG	China Life European Warrants Mar 2013 A	0.160	23.500	2013/03/28	80,000,000	2012/09/19
20268	Credit Suisse AG	HSI European Put Warrants Feb 2013 D	0.160	20,800 per 8,800 units	2013/02/27	350,000,000	2012/09/19
20265	Credit Suisse AG	Ping An European Warrants Feb 2013 B	0.180	68.900	2013/02/25	80,000,000	2012/09/19
20262	Macquarie Bank Ltd.	CNOOC European Warrants Apr 2013 A	0.150	15.280	2013/04/15	180,000,000	2012/09/19
20258	Macquarie Bank Ltd.	Hutchison European Warrants Apr 2013 A	0.250	87.500	2013/04/03	150,000,000	2012/09/19
20255	Standard Chartered Bank	AIA European Warrants Aug 2013 A	0.250	30.880	2013/08/01	80,000,000	2012/09/19
20256	Standard Chartered Bank	SHK P European Warrants May 2013 B	0.330	123.880	2013/05/30	50,000,000	2012/09/19
20257	SGA Societe Generale Acceptance N.V.	CITBK Eu Wt Apr 13 A	0.250	4.18 per unit	2013/04/03	50,000,000	2012/09/19
20264	UBS AG	Cheung Kong European Warrants Feb 2013 A	0.340	128.100	2013/02/06	100,000,000	2012/09/19
20263	UBS AG	Hutchison European Put Warrants Sep 2013 A	0.170	81.94 per 100 units	2013/09/02	200,000,000	2012/09/19
20276	BOCI Asia Ltd.	CC Bank European Warrants Feb 2013 B	0.150	5.78 per unit	2013/02/18	100,000,000	2012/09/20
20275	BOCI Asia Ltd.	SHK Ppt European Warrants Jan 2013 A	0.200	120.000	2013/01/28	100,000,000	2012/09/20
10162	BNP Paribas Arbit Issu B.V.	AUD/USD European Wts Mar 2013 B	0.250	1.06 per 1 units	2013/03/28	100,000,000	2012/09/20
10161	BNP Paribas Arbit Issu B.V.	AUD/USD Euro Put Wts Mar 2013A	0.250	1 per 1 units	2013/03/28	100,000,000	2012/09/20
10165	BNP Paribas Arbit Issu B.V.	EUR/USD Euro Put Wts Mar 2013B	0.250	1.23 per 1 units	2013/03/28	100,000,000	2012/09/20
10160	BNP Paribas Arbit Issu B.V.	Gold European Put Wts Jun2013C	0.250	1,550 per 3,000 units	2013/06/06	100,000,000	2012/09/20
10164	BNP Paribas Arbit Issu B.V.	USD/YEN Euro Warrants Mar2013B	0.250	79 per 1 units	2013/03/28	100,000,000	2012/09/20
10163	BNP Paribas Arbit Issu B.V.	USD/YEN Euro Put Wts Mar 2013A	0.250	76 per 1 units	2013/03/28	100,000,000	2012/09/20
20283	Citigroup Global Mkt H Inc.	Hutchison Euro Wts Feb 2013 A	0.230	81.880	2013/02/04	100,000,000	2012/09/20
20284	Citigroup Global Mkt H Inc.	Hutchison Euro Wts Mar 2013 B	0.250	85.000	2013/03/25	100,000,000	2012/09/20
20293	Daiwa Capital Mkt	Agricultural Bank European Wts Sep 2013 A	0.170	3.26 per unit	2013/09/02	128,000,000	2012/09/20
20290	Daiwa Capital Mkt	China Mobile European Wts Mar 2013 B	0.160	94.200	2013/03/01	128,000,000	2012/09/20

Newly listed derivative warrants (continued)

Code	Issuer	Name of issue	Issue prices (HK\$)	Strike level/ Subscription price (HK\$) per 10 units	Subscription/ exercise period	Unit issued on initial listing	Listing date
20288	Daiwa Capital Mkt	Ch Overseas European Warrants Apr 2013 A	0.160	21.980	2013/04/03	80,000,000	2012/09/20
20289	Daiwa Capital Mkt	Ch Overseas European Put Wts Jun 2013 A	0.250	17.800	2013/06/20	80,000,000	2012/09/20
20278	Daiwa Capital Mkt	HKEx European Warrants Jan 2013 A	0.180	128.880	2013/01/21	128,000,000	2012/09/20
20279	Daiwa Capital Mkt	HKEx European Warrants Dec 2013 A	0.150	108 per 100 units	2013/12/03	128,000,000	2012/09/20
20277	Daiwa Capital Mkt	HKEx European Put Warrants Nov 2013 A	0.150	106.80 per 100 units	2013/11/26	108,000,000	2012/09/20
20294	Daiwa Capital Mkt	HSCEI European Warrants Sep 2013 A	0.200	9,000 per 6,000 units	2013/09/27	100,000,000	2012/09/20
20286	Daiwa Capital Mkt	Hutchison European Warrants Mar 2013 A	0.150	99.880	2013/03/14	128,000,000	2012/09/20
20287	Daiwa Capital Mkt	Hutchison European Put Wts Mar 2013 B	0.380	66.000	2013/03/20	80,000,000	2012/09/20
20291	Daiwa Capital Mkt	ICBC European Warrants Feb 2013 B	0.150	4.80 per unit	2013/02/22	128,000,000	2012/09/20
20292	Daiwa Capital Mkt	ICBC European Warrants Aug 2013 A	0.170	5 per unit	2013/08/01	128,000,000	2012/09/20
20285	Daiwa Capital Mkt	Tencent Holdings European Wts May 2013 A	0.250	249.88 per 100 units	2013/05/02	128,000,000	2012/09/20
20269	Goldman Sachs SP (Asia)	Hutchison European Wts Apr 2013 A	0.343	80.000	2013/04/22	80,000,000	2012/09/20
20272	HK Bank	HWL European Warrants Mar 2013 B	0.250	82.800	2013/03/20	80,000,000	2012/09/20
20273	HK Bank	HWL European Warrants Jul 2013 A	0.250	88.000	2013/07/03	80,000,000	2012/09/20
20271	SGA Societe Generale Acceptance N.V.	CLife Eu Wt Feb 2013A	0.150	23.380	2013/02/18	300,000,000	2012/09/20
20274	SGA Societe Generale Acceptance N.V.	HSI Eu Put Wt Feb2013B	0.150	19,600 per 8,000 units	2013/02/27	300,000,000	2012/09/20
20270	SGA Societe Generale Acceptance N.V.	HWL Eur Wt Mar 2013 B	0.250	85.000	2013/03/20	150,000,000	2012/09/20
20281	UBS AG	HSI European Put Warrants Feb 2013 C	0.172	20,800 per 8,800 units	2013/02/27	300,000,000	2012/09/20
20282	UBS AG	Hutchison European Warrants Mar 2013 C	0.150	99.930	2013/03/14	200,000,000	2012/09/20
20280	UBS AG	Hutchison European Put Warrants Mar 2013 B	0.500	70.880	2013/03/20	100,000,000	2012/09/20
20306	BNP Paribas Arbit Issu B.V.	China COSCO Euro Wt Oct 2013 A	0.450	3.68 per unit	2013/10/02	26,000,000	2012/09/21
20305	BNP Paribas Arbit Issu B.V.	Ch Ship Cont Eur Wt Oct 2013 A	0.370	1.99 per unit	2013/10/02	60,000,000	2012/09/21
20310	BNP Paribas Arbit Issu B.V.	China Taiping Eu Wt Jan 2014 A	0.300	12.000	2014/01/03	34,000,000	2012/09/21
20309	BNP Paribas Arbit Issu B.V.	Gome European Wts Oct 2013 A	0.150	1.19 per unit	2013/10/02	100,000,000	2012/09/21
20308	BNP Paribas Arbit Issu B.V.	SJM Holdings Eu Wts Oct 2013 A	0.260	20.200	2013/10/02	100,000,000	2012/09/21
20313	Credit Suisse AG	Cheung Kong European Warrants Feb 2013 B	0.350	128.000	2013/02/25	60,000,000	2012/09/21
20317	Credit Suisse AG	CNOOC European Put Warrants Jun 2013 A	0.150	14.680	2013/06/10	70,000,000	2012/09/21
20315	Credit Suisse AG	HKEx European Warrants Jan 2013 B	0.150	138.900	2013/01/28	70,000,000	2012/09/21
20320	Credit Suisse AG	HSI European Put Warrants Mar 2013 A	0.150	20,100 per 8,000 units	2013/03/27	300,000,000	2012/09/21
20316	Credit Suisse AG	Hutchison European Warrants Mar 2013 C	0.250	88.680	2013/03/25	80,000,000	2012/09/21
20314	Credit Suisse AG	SHK Ppt European Warrants Jan 2013 A	0.300	120.000	2013/01/28	60,000,000	2012/09/21
20318	Credit Suisse AG	Tencent Holdings Euro Put Wts Feb 2013 C	0.150	240 per 100 units	2013/02/25	100,000,000	2012/09/21
20319	Credit Suisse AG	Tencent Holdings Euro Put Wts Mar 2013 C	0.150	228 per 100 units	2013/03/04	100,000,000	2012/09/21
20329	Citigroup Global Mkt H Inc.	CNOOC European Wts Aug 2013 A	0.170	16.280	2013/08/05	100,000,000	2012/09/21
20328	Citigroup Global Mkt H Inc.	Ch Overseas Euro Wt Mar 2013 A	0.150	22.000	2013/03/25	100,000,000	2012/09/21
20327	Citigroup Global Mkt H Inc.	ChiUnicom Euro Wts Nov 2013 A	0.230	14.000	2013/11/25	100,000,000	2012/09/21
20331	Citigroup Global Mkt H Inc.	Evergrande Euro Wts Apr 2013 A	0.250	4.28 per unit	2013/04/29	100,000,000	2012/09/21
20330	Citigroup Global Mkt H Inc.	Zijin Mining Eu Wts Mar 2013 A	0.250	3.88 per unit	2013/03/25	100,000,000	2012/09/21
20326	Goldman Sachs SP (Asia)	Ch Overseas Euro Put Wt Jul 2013 A	0.251	18.000	2013/07/16	80,000,000	2012/09/21
20325	Goldman Sachs SP (Asia)	Hutchison European Wts Mar 2013 A	0.251	85.000	2013/03/27	80,000,000	2012/09/21
20303	HK Bank	Zoomlion European Warrants Sep 2013 A	0.250	9.180	2013/09/30	80,000,000	2012/09/21
20304	J P Morgan SP BV	HSI European Put Warrants Mar 2013 D	0.251	21,400 per 8,000 units	2013/03/27	300,000,000	2012/09/21
20312	Macquarie Bank Ltd.	Shimao Ppt European Wts Jun 2013 B	0.250	14.880	2013/06/04	200,000,000	2012/09/21

Newly listed derivative warrants (continued)

Code	Issuer	Name of issue	Issue prices (HK\$)	Strike level/ Subscription price (HK\$) per 10 units	Subscription/ exercise period	Unit issued on initial listing	Listing date
20297	Merrill Lynch Int'l & Co. C.V.	CK(H) Euro Wts Mar 2013 A	0.530	123.880	2013/03/25	40,000,000	2012/09/21
20295	Merrill Lynch Int'l & Co. C.V.	HSI European Wts Sep 2013 A	0.227	22,000 per 6,000 units	2013/09/27	100,000,000	2012/09/21
20296	Merrill Lynch Int'l & Co. C.V.	Hutchison Eu Put Wt Jan2013B	0.158	62.870	2013/01/29	80,000,000	2012/09/21
20299	Standard Chartered Bank	China COSCO European Wt Jun 2013 A	0.270	3.88 per unit	2013/06/28	50,000,000	2012/09/21
20300	Standard Chartered Bank	Chow Tai Fook Euro Wts Aug 2014 A	0.250	9.880	2014/08/08	80,000,000	2012/09/21
20311	Standard Chartered Bank	HSI European Put Wts Feb 2013 B	0.150	20,800 per 8,800 units	2013/02/27	200,000,000	2012/09/21
20322	UBS AG	BOCL European Warrants May 2013 A	0.150	3.34 per unit	2013/05/27	100,000,000	2012/09/21
20321	UBS AG	China Life European Warrants Apr 2013 A	0.250	24.380	2013/04/15	300,000,000	2012/09/21
20323	UBS AG	CNOOC European Put Warrants Mar 2013 A	0.250	15.880	2013/03/25	100,000,000	2012/09/21
20302	UBS AG	China Tel European Warrants Feb 2013 B	0.300	5.39 per unit	2013/02/25	100,000,000	2012/09/21
20324	UBS AG	HKEx European Warrants Jan 2013 B	0.180	138.900	2013/01/21	100,000,000	2012/09/21
20301	UBS AG	HKEx European Put Warrants Mar 2013 C	0.210	125.20 per 100 units	2013/03/18	100,000,000	2012/09/21
20298	UBS AG	HSBC European Put Warrants Jan 2013 B	0.290	67.750	2013/01/14	100,000,000	2012/09/21
20346	BOCI Asia Ltd.	HSI European Warrants Feb 2013 B	0.230	20,800 per 5,200 units	2013/02/27	100,000,000	2012/09/24
20350	BNP Paribas Arbit Issu B.V.	AIA European Put Wt Jun 2013 A	0.290	28.500	2013/06/04	100,000,000	2012/09/24
20351	BNP Paribas Arbit Issu B.V.	Cheung Kong Eu Put Wt Jun 14 A	0.250	116 per 100 units	2014/06/04	100,000,000	2012/09/24
20356	BNP Paribas Arbit Issu B.V.	China Tel Euro Wts Apr 2013 B	0.270	5.90 per unit	2013/04/03	100,000,000	2012/09/24
20349	BNP Paribas Arbit Issu B.V.	Dongfang Elec Eu Wt Aug 2013 A	0.250	12.300	2013/08/02	45,000,000	2012/09/24
20366	BNP Paribas Arbit Issu B.V.	HSI Euro Put Wts Feb 2013 A	0.150	20,900 per 8,800 units	2013/02/27	200,000,000	2012/09/24
20348	BNP Paribas Arbit Issu B.V.	Zhaojin Mining Eu Wt Apr 2013A	0.250	14.400	2013/04/03	100,000,000	2012/09/24
20370	Credit Suisse AG	CNOOC European Warrants Mar 2013 A	0.650	18.38 per unit	2013/03/25	80,000,000	2012/09/24
20369	Credit Suisse AG	HKEx European Put Warrants Mar 2013 B	0.150	125 per 100 units	2013/03/25	80,000,000	2012/09/24
20374	Citigroup Global Mkt H Inc.	GCL-Poly Energy Eu Wt Jul 13 A	0.250	1.50 per unit	2013/07/23	100,000,000	2012/09/24
20375	Citigroup Global Mkt H Inc.	HSBC European Wts Apr 2013 A	0.220	82.880	2013/04/24	100,000,000	2012/09/24
20373	Citigroup Global Mkt H Inc.	Jiangxi Copper Eu Wt May 2013A	0.250	22.800	2013/05/27	100,000,000	2012/09/24
20372	Citigroup Global Mkt H Inc.	Sands China Euro Wt Apr 2013 A	0.250	33.800	2013/04/24	100,000,000	2012/09/24
20377	Goldman Sachs SP (Asia)	China Life Euro Wts Jul 2013 A	0.151	26.650	2013/07/22	80,000,000	2012/09/24
20376	Goldman Sachs SP (Asia)	JIANC European Warrants Jul 2013 A	0.250	22.680	2013/07/22	80,000,000	2012/09/24
20378	Goldman Sachs SP (Asia)	PetroChina European Wts Mar 2013 A	0.357	11.48 per unit	2013/03/25	80,000,000	2012/09/24
20343	HK Bank	China Life European Warrants Jul 2013 A	0.150	26.630	2013/07/22	100,000,000	2012/09/24
20342	HK Bank	China Overseas European Put Warrants Jun 2013 A	0.150	15.980	2013/06/14	80,000,000	2012/09/24
20344	HK Bank	China Shenhua European Warrants Jun 2013 A	0.250	36.880	2013/06/18	80,000,000	2012/09/24
20345	HK Bank	Yanzhou Coal European Warrants Nov 2013 A	0.150	14.300	2013/11/27	80,000,000	2012/09/24
20357	J P Morgan SP BV	Henderson Land Dev European Wt Apr 2013 A	0.253	60.000	2013/04/02	88,000,000	2012/09/24
20358	J P Morgan SP BV	HS Bank European Warrants Apr 2013 A	0.251	123.880	2013/04/02	50,000,000	2012/09/24
20359	J P Morgan SP BV	JX Copper European Warrants Jul 2013 A	0.250	22.880	2013/07/02	100,000,000	2012/09/24
20347	Macquarie Bank Ltd.	Dongfeng Motor European Wts Dec 2013 A	0.150	12.000	2013/12/03	150,000,000	2012/09/24
20367	Macquarie Bank Ltd.	Luk Fook Hold European Wts Apr 2013 A	0.250	32.880	2013/04/03	150,000,000	2012/09/24
20368	Macquarie Bank Ltd.	Tencent European Warrants Aug 2013 A	0.250	300 per 100 units	2013/08/02	250,000,000	2012/09/24
20360	CC Rabobank B.A.	CM Bank European Warrants Dec 2013 A	0.150	14.510	2013/12/24	80,000,000	2012/09/24
20361	CC Rabobank B.A.	Galaxy Ent European Warrants Mar 2013 A	0.250	26.930	2013/03/04	100,000,000	2012/09/24
20364	CC Rabobank B.A.	Huaneng Power European Wts Mar 2013 A	0.300	5.98 per unit	2013/03/25	60,000,000	2012/09/24
20363	CC Rabobank B.A.	Jiangxi Copper European Wts Apr 2013 A	0.250	22.800	2013/04/29	80,000,000	2012/09/24

Newly listed derivative warrants (continued)

Code	Issuer	Name of issue	Issue prices (HK\$)	Strike level/ Subscription price (HK\$) per 10 units	Subscription/ exercise period	Unit issued on initial listing	Listing date
20362	CC Rabobank B.A.	Zijin Mining European Warrants Apr 2013 A	0.250	3.60 per unit	2013/04/08	70,000,000	2012/09/24
20352	Standard Chartered Bank	China Mobile Euro Wts May 2013 A	0.350	91.400	2013/05/15	100,000,000	2012/09/24
20354	Standard Chartered Bank	A50 China Euro Warrants Aug 2013 A	0.335	11.28 per unit	2013/08/08	100,000,000	2012/09/24
20353	Standard Chartered Bank	A50 China Euro Warrants Aug 2016 A	0.250	8.480	2016/08/08	200,000,000	2012/09/24
20355	Standard Chartered Bank	Zhaojin Mining Euro Wts Oct 2013 A	0.250	14.280	2013/10/30	50,000,000	2012/09/24
20339	SGA Societe Generale Acceptance N.V.	HSBC Eu Wt Jan 2013 B	0.160	78.880	2013/01/02	200,000,000	2012/09/24
20334	SGA Societe Generale Acceptance N.V.	HSI Eur Wt Mar 2013 A	0.250	19,800 per 8,000 units	2013/03/27	300,000,000	2012/09/24
20337	SGA Societe Generale Acceptance N.V.	HSI Eu Put Wt Feb2013C	0.170	20,800 per 8,800 units	2013/02/27	300,000,000	2012/09/24
20335	SGA Societe Generale Acceptance N.V.	HSI Eu Put Wt Mar2013B	0.160	20,200 per 8,000 units	2013/03/27	300,000,000	2012/09/24
20338	SGA Societe Generale Acceptance N.V.	HSI Eu Put Wt Mar2013C	0.250	21,400 per 8,000 units	2013/03/27	300,000,000	2012/09/24
20340	SGA Societe Generale Acceptance N.V.	JIANC Eu Wt Aug 2013A	0.250	23.500	2013/08/26	100,000,000	2012/09/24
20341	SGA Societe Generale Acceptance N.V.	SHK P Eu Wt May 2013A	0.250	134.880	2013/05/08	50,000,000	2012/09/24
20365	UBS AG	CNOOC European Warrants Feb 2013 A	0.150	16.520	2013/02/06	200,000,000	2012/09/24
20371	UBS AG	A50 China European Warrants Mar 2013 A	0.200	10.52 per unit	2013/03/04	100,000,000	2012/09/24
20333	UBS AG	HSI European Put Warrants Mar 2013 C	0.150	20,000 per 8,000 units	2013/03/27	300,000,000	2012/09/24
20332	UBS AG	Hutchison European Warrants Mar 2013 D	0.250	90.880	2013/03/25	200,000,000	2012/09/24
18212 #	Merrill Lynch Int'l & Co. C.V.	HKEx Euro Wts Jul 2013 A	0.081	133.98 per 100 units	2013/07/25	130,000,000	2012/09/24
19123 #	Merrill Lynch Int'l & Co. C.V.	HSBC Euro Wts Dec 2012 B	0.137	78.890	2012/12/24	80,000,000	2012/09/24
20394	BOCI Asia Ltd.	HSI European Warrants Mar 2013 D	0.250	21,400 per 5,500 units	2013/03/27	100,000,000	2012/09/25
20393	BOCI Asia Ltd.	HSI European Put Warrants Mar 2013 C	0.150	20,000 per 8,000 units	2013/03/27	100,000,000	2012/09/25
20427	Citigroup Global Mkt H Inc.	CNBM Euro Warrants Dec 2013 A	0.170	8.230	2013/12/13	100,000,000	2012/09/25
20426	Citigroup Global Mkt H Inc.	Geely Auto Euro Wts Mar 2013 A	0.250	3.28 per unit	2013/03/25	100,000,000	2012/09/25
20424	Citigroup Global Mkt H Inc.	Galaxy Ent Euro Wts May 2013 A	0.250	30.880	2013/05/27	100,000,000	2012/09/25
20423	Daiwa Capital Mkt	A50 China European Put Wts Apr 2013 A	0.250	8 per unit	2013/04/03	80,000,000	2012/09/25
20415	Goldman Sachs SP (Asia)	China Mobile Euro Wts Jan 2013 A	0.222	87.500	2013/01/09	80,000,000	2012/09/25
20416	Goldman Sachs SP (Asia)	HSBC European Warrants Jan 2013 C	0.183	78.900	2013/01/09	80,000,000	2012/09/25
20392	Goldman Sachs SP (Asia)	HSI European Warrants Mar 2013 A	0.250	21,200 per 5,200 units	2013/03/27	150,000,000	2012/09/25
20390	HK Bank	AIA European Warrants Jun 2013 A	0.250	31.480	2013/06/03	100,000,000	2012/09/25
20391	HK Bank	CNOOC European Warrants Jun 2013 A	0.150	17.980	2013/06/17	100,000,000	2012/09/25
20389	HK Bank	HSI European Put Warrants Feb 2013 B	0.150	20,728 per 8,800 units	2013/02/27	200,000,000	2012/09/25
20402	J P Morgan SP BV	BOCL European Warrants Jul 2013 A	0.250	3.08 per unit	2013/07/08	200,000,000	2012/09/25
20404	J P Morgan SP BV	CNOOC European Warrants Jun 2013 A	0.150	18.000	2013/06/06	200,000,000	2012/09/25
20412	J P Morgan SP BV	China Railway European Wts Apr 2013 A	0.252	4 per unit	2013/04/02	60,000,000	2012/09/25
20410	J P Morgan SP BV	Zhuzhou CSR European Warrants Dec 2014 A	0.150	5.880	2014/12/15	200,000,000	2012/09/25
20403	J P Morgan SP BV	China Tel European Warrants Jun 2013 A	0.250	5.88 per unit	2013/06/18	150,000,000	2012/09/25
20407	J P Morgan SP BV	Chow Tai Fook European Wts Sep 2014 A	0.250	12.880	2014/09/02	150,000,000	2012/09/25
20405	J P Morgan SP BV	China Taiping European Wts Dec 2013 A	0.250	13.880	2013/12/31	100,000,000	2012/09/25
20409	J P Morgan SP BV	HSBC European Warrants Mar 2013 A	0.250	80.000	2013/03/25	200,000,000	2012/09/25
20414	J P Morgan SP BV	Luk Fook Hold European Wts Jun 2013 B	0.250	30.000	2013/06/03	100,000,000	2012/09/25
20413	J P Morgan SP BV	Shimao Property European Wts Oct 2013 A	0.250	15.000	2013/10/02	150,000,000	2012/09/25
20399	J P Morgan SP BV	SJM Holdings European Warrants Jul 2013 A	0.250	19.280	2013/07/02	120,000,000	2012/09/25
20401	J P Morgan SP BV	SPDR Gold Trust Euro Put Wts Jun 2013 A	0.703	1,250 per 100 units	2013/06/25	80,000,000	2012/09/25
20400	J P Morgan SP BV	Tencent European Warrants Jun 2013 A	0.250	290 per 100 units	2013/06/25	200,000,000	2012/09/25

Newly listed derivative warrants (continued)

Code	Issuer	Name of issue	Issue prices (HK\$)	Strike level/ Subscription price (HK\$) per 10 units	Subscription/ exercise period	Unit issued on initial listing	Listing date
20408	J P Morgan SP BV	Weichai Power European Wts Jul 2013 A	0.251	30.000	2013/07/02	80,000,000	2012/09/25
20406	J P Morgan SP BV	Zoomlion European Warrants Jul 2014 A	0.250	10.000	2014/07/21	200,000,000	2012/09/25
20398	Macquarie Bank Ltd.	CNOOC European Warrants Dec 2013 A	0.250	16.880	2013/12/03	180,000,000	2012/09/25
20397	Macquarie Bank Ltd.	China Unicom European Wts Mar 2014 A	0.155	15.020	2014/03/04	180,000,000	2012/09/25
20383	Merrill Lynch Int'l & Co. C.V.	CC Bank Euro Wts Feb 2013 A	0.228	5.59 per unit	2013/02/22	60,000,000	2012/09/25
20382	Merrill Lynch Int'l & Co. C.V.	CC Bank Euro Wts Mar 2013 A	0.211	5.83 per unit	2013/03/27	60,000,000	2012/09/25
20384	Merrill Lynch Int'l & Co. C.V.	CNOOC Euro Wts Nov 2013 B	0.152	20.200	2013/11/08	80,000,000	2012/09/25
20379	Merrill Lynch Int'l & Co. C.V.	CNOOC Eu Put Wts Jun 2013 A	0.151	14.660	2013/06/11	80,000,000	2012/09/25
20381	Merrill Lynch Int'l & Co. C.V.	Ch Shenhua Eu Wt Mar 2013 B	0.186	36.050	2013/03/25	60,000,000	2012/09/25
20388	Merrill Lynch Int'l & Co. C.V.	HSBC Euro Wts Mar 2013 A	0.295	77.930	2013/03/11	40,000,000	2012/09/25
20387	Merrill Lynch Int'l & Co. C.V.	HSBC Euro Wts Apr 2013 A	0.255	81.990	2013/04/15	40,000,000	2012/09/25
20380	Merrill Lynch Int'l & Co. C.V.	ICBC Euro Wts Apr 2013 A	0.250	4.95 per unit	2013/04/08	40,000,000	2012/09/25
20386	Merrill Lynch Int'l & Co. C.V.	JX Copper Eu Wts Apr 2013 A	0.250	21.690	2013/04/29	40,000,000	2012/09/25
20385	Merrill Lynch Int'l & Co. C.V.	Tencent Euro Wts Apr 2013 A	0.175	288.20 per 100 units	2013/04/22	60,000,000	2012/09/25
20418	Standard Chartered Bank	HKEx European Warrants Feb 2014 A	0.250	112.88 per 100 units	2014/02/05	100,000,000	2012/09/25
20417	Standard Chartered Bank	HKEx European Put Wts Aug 2013 A	0.250	120.28 per 100 units	2013/08/30	100,000,000	2012/09/25
20422	SGA Societe Generale Acceptance N.V.	Li & Fung Eu Wt Jul 13A	0.150	15.580	2013/07/29	100,000,000	2012/09/25
20421	UBS AG	BOCL European Warrants Jul 2013 A	0.250	3.08 per unit	2013/07/22	100,000,000	2012/09/25
20395	UBS AG	A50 China European Warrants Feb 2013 B	0.150	11.30 per unit	2013/02/25	100,000,000	2012/09/25
20419	UBS AG	HKEx European Warrants Mar 2013 D	0.250	150.000	2013/03/25	100,000,000	2012/09/25
20396	UBS AG	HKEx European Warrants Jun 2014 A	0.150	138.98 per 100 units	2014/06/23	300,000,000	2012/09/25
20437	BNP Paribas Arbit Issu B.V.	Geely Auto Euro Wts Aug 2013 A	0.380	3.20 per unit	2013/08/02	42,000,000	2012/09/26
20457	Credit Suisse AG	China Mobile European Warrants Dec 2012 C	0.150	93.900	2012/12/31	80,000,000	2012/09/26
20458	Credit Suisse AG	HSBC European Wts Apr 2013 A	0.250	83.080	2013/04/29	80,000,000	2012/09/26
20459	Credit Suisse AG	HSBC European Put Warrants Jan 2013 A	0.200	67.800	2013/01/14	80,000,000	2012/09/26
20460	Daiwa Capital Mkt	Agricultural Bank Euro Put Wt Mar 2013 A	0.250	2.88 per unit	2013/03/26	80,000,000	2012/09/26
20453	Daiwa Capital Mkt	CCB European Warrants May 2013 B	0.150	6.58 per unit	2013/05/08	128,000,000	2012/09/26
20456	Daiwa Capital Mkt	China Life European Warrants Jul 2013 B	0.150	26.580	2013/07/22	138,000,000	2012/09/26
20455	Daiwa Capital Mkt	China Mobile European Wts Feb 2013 C	0.340	89.980	2013/02/25	128,000,000	2012/09/26
20451	Daiwa Capital Mkt	HKEx European Put Warrants Sep 2013 A	0.250	128 per 100 units	2013/09/02	108,000,000	2012/09/26
20450	Daiwa Capital Mkt	HSBC European Warrants Mar 2013 A	0.250	80.880	2013/03/25	128,000,000	2012/09/26
20449	Daiwa Capital Mkt	HSCEI European Warrants Sep 2013 B	0.180	10,000 per 4,800 units	2013/09/27	100,000,000	2012/09/26
20447	Daiwa Capital Mkt	HSI European Warrants Sep 2013 A	0.240	22,000 per 6,000 units	2013/09/27	200,000,000	2012/09/26
20448	Daiwa Capital Mkt	HSI European Put Warrants Mar 2013 G	0.170	21,400 per 10,000 units	2013/03/27	200,000,000	2012/09/26
20454	Daiwa Capital Mkt	ICBC European Warrants Apr 2013 A	0.160	5.288 per unit	2013/04/02	128,000,000	2012/09/26
20452	Daiwa Capital Mkt	Tencent Holdings Euro Put Wts Mar 2013 A	0.230	248.68 per 100 units	2013/03/01	128,000,000	2012/09/26
20443	J P Morgan SP BV	HSI European Warrants Mar 2013 E	0.250	21,200 per 6,200 units	2013/03/27	300,000,000	2012/09/26
20435	J P Morgan SP BV	Stanchart European Warrants Jun 2013 A	0.150	200 per 100 units	2013/06/03	200,000,000	2012/09/26
20446	Macquarie Bank Ltd.	AIA European Warrants Apr 2013 A	0.250	30.500	2013/04/03	150,000,000	2012/09/26
20445	Macquarie Bank Ltd.	China Life European Wts Feb 2013 B	0.150	23.430	2013/02/18	150,000,000	2012/09/26
20444	Macquarie Bank Ltd.	Hutchison European Warrants Mar 2013 A	0.150	85.930	2013/03/04	150,000,000	2012/09/26
20428	Merrill Lynch Int'l & Co. C.V.	A50 China Eur Wt Apr 2013 A	0.250	11.01 per unit	2013/04/02	40,000,000	2012/09/26
20430	Merrill Lynch Int'l & Co. C.V.	HKEx Euro Wts Jan 2013 B	0.191	138.900	2013/01/14	60,000,000	2012/09/26

Newly listed derivative warrants (continued)

Code	Issuer	Name of issue	Issue prices (HK\$)	Strike level/ Subscription price (HK\$) per 10 units	Subscription/ exercise period	Unit issued on initial listing	Listing date
20429	Merrill Lynch Int'l & Co. C.V.	HKEx Euro Wts Mar 2013 A	0.265	148.900	2013/03/27	40,000,000	2012/09/26
20433	Standard Chartered Bank	HSBC European Warrants Sep 2013 A	0.250	83.080	2013/09/23	100,000,000	2012/09/26
20432	Standard Chartered Bank	Jiangxi Copper Euro Wts Aug 2013 A	0.250	22.880	2013/08/08	50,000,000	2012/09/26
20434	SGA Societe Generale Acceptance N.V.	HKEx Eu Wt Jan 2013 C	0.360	128.800	2013/01/07	50,000,000	2012/09/26
20442	UBS AG	CC Bank European Warrants Feb 2013 B	0.260	5.59 per unit	2013/02/22	100,000,000	2012/09/26
20440	UBS AG	China Mobile European Warrants Feb 2013 D	0.270	95.050	2013/02/25	200,000,000	2012/09/26
20436	UBS AG	CNOOC European Warrants Nov 2013 A	0.150	20.230	2013/11/08	100,000,000	2012/09/26
20438	UBS AG	CNOOC European Put Warrants Jun 2013 C	0.150	14.660	2013/06/10	100,000,000	2012/09/26
20439	UBS AG	HKEx European Warrants Jan 2014 A	0.250	114.88 per 100 units	2014/01/13	300,000,000	2012/09/26
20441	UBS AG	SPDR Gold Trust European Put Warrants Mar 2013 A	0.570	1,200 per 100 units	2013/03/28	50,000,000	2012/09/26
20471	Daiwa Capital Mkt	Agricultural Bank European Wts Apr 2013 A	0.150	3.48 per unit	2013/04/02	128,000,000	2012/09/27
20463	HK Bank	Cheung Kong European Warrants Dec 2013 A	0.150	108.08 per 100 units	2013/12/20	100,000,000	2012/09/27
20462	HK Bank	Galaxy Ent European Warrants Apr 2013 B	0.250	28.880	2013/04/15	80,000,000	2012/09/27
20466	Macquarie Bank Ltd.	A50 China European Warrants Apr 2013 B	0.251	11 per unit	2013/04/03	100,000,000	2012/09/27
20467	Macquarie Bank Ltd.	A50 China European Put Wts Apr 2013 C	0.250	8 per unit	2013/04/03	100,000,000	2012/09/27
20468	Macquarie Bank Ltd.	Ping An European Warrants Mar 2013 A	0.151	70.000	2013/03/04	150,000,000	2012/09/27
20464	Standard Chartered Bank	HKEx European Warrants Apr 2013 A	0.250	152.880	2013/04/09	100,000,000	2012/09/27
20470	Standard Chartered Bank	HSBC European Warrants Dec 2012 B	0.150	78.930	2012/12/27	100,000,000	2012/09/27
20465	Standard Chartered Bank	Zijin Mining Euro Wts Nov 2013 A	0.250	5.48 per unit	2013/11/04	80,000,000	2012/09/27
20469	SGA Societe Generale Acceptance N.V.	HSI Eur Wt Jun 2013 A	0.150	21,800 per 8,000 units	2013/06/27	300,000,000	2012/09/27
20486	Daiwa Capital Mkt	BOCL European Warrants Apr 2013 B	0.250	3 per unit	2013/04/18	108,000,000	2012/09/28
20487	Daiwa Capital Mkt	CNOOC European Put Warrants Apr 2013 A	0.160	15.880	2013/04/03	80,000,000	2012/09/28
20485	Daiwa Capital Mkt	HKEx European Warrants Jun 2014 A	0.150	138.98 per 100 units	2014/06/20	128,000,000	2012/09/28
20482	Daiwa Capital Mkt	HSBC European Warrants Jul 2013 A	0.250	86.880	2013/07/15	128,000,000	2012/09/28
20483	Daiwa Capital Mkt	HSBC European Put Warrants Apr 2013 A	0.250	61.800	2013/04/10	80,000,000	2012/09/28
20478	Daiwa Capital Mkt	HSCEI European Put Warrants Dec 2013 A	0.310	12,000 per 9,600 units	2013/12/30	100,000,000	2012/09/28
20479	Daiwa Capital Mkt	HSI European Warrants May 2013 B	0.250	21,400 per 6,600 units	2013/05/30	200,000,000	2012/09/28
20481	Daiwa Capital Mkt	HSI European Put Warrants Jun 2013 B	0.270	22,400 per 12,000 units	2013/06/27	200,000,000	2012/09/28
20484	Daiwa Capital Mkt	Hutchison European Put Wts Sep 2013 A	0.150	82 per 100 units	2013/09/09	128,000,000	2012/09/28
20488	Daiwa Capital Mkt	ICBC European Put Warrants Jul 2013 A	0.400	4.28 per unit	2013/07/10	80,000,000	2012/09/28
20490	Goldman Sachs SP (Asia)	Ch Overseas European Wts Apr 2013 B	0.150	22.050	2013/04/03	80,000,000	2012/09/28
20489	Goldman Sachs SP (Asia)	HSI European Put Wts Feb 2013 B	0.151	20,800 per 8,800 units	2013/02/27	150,000,000	2012/09/28
20491	Goldman Sachs SP (Asia)	Hutchison European Wts Feb 2013 B	0.232	81.920	2013/02/04	80,000,000	2012/09/28
20474	J P Morgan SP BV	Longfor PPT European Warrants Oct 2013 A	0.250	12.880	2013/10/02	200,000,000	2012/09/28
20472	Standard Chartered Bank	SPDR Gold Trust Eu Put Wt Aug2013A	0.550	1,188 per 100 units	2013/08/08	40,000,000	2012/09/28
20473	SGA Societe Generale Acceptance N.V.	BOCL Eu Wt Jul 2013 A	0.250	3.08 per unit	2013/07/24	100,000,000	2012/09/28
20476	UBS AG	China Tel European Warrants Mar 2013 A	0.380	5.01 per unit	2013/03/18	100,000,000	2012/09/28
20477	UBS AG	Galaxy Ent European Warrants Feb 2013 A	0.285	26.930	2013/02/25	100,000,000	2012/09/28
20513	BNP Paribas Arbit Issu B.V.	Bank of EA Euro Wts Jan 2014 A	0.330	33.280	2014/01/03	31,000,000	2012/10/03
20511	BNP Paribas Arbit Issu B.V.	Chi Resources Eu Wt Aug 2013 A	0.280	30.880	2013/08/02	56,000,000	2012/10/03
20510	BNP Paribas Arbit Issu B.V.	HSBC Euro Put Wts May 2013 C	0.290	62.880	2013/05/03	100,000,000	2012/10/03
20514	BNP Paribas Arbit Issu B.V.	Hutchison Euro Wts Apr 2013 B	0.230	88.700	2013/04/03	100,000,000	2012/10/03
20512	BNP Paribas Arbit Issu B.V.	Poly HK Inv Eur Wts Aug 2013 A	0.370	5.88 per unit	2013/08/02	34,000,000	2012/10/03

Newly listed derivative warrants (continued)

Code	Issuer	Name of issue	Issue prices (HK\$)	Strike level/ Subscription price (HK\$) per 10 units	Subscription/ exercise period	Unit issued on initial listing	Listing date
20500	Nomura Int'l plc	BOC HK European Warrants Jun 2013 A	0.250	23.500	2013/06/28	50,000,000	2012/10/03
20497	Nomura Int'l plc	CC Bank European Warrants Feb 2013 A	0.235	5.59 per unit	2013/02/28	50,000,000	2012/10/03
20501	Nomura Int'l plc	CNBM European Warrants Dec 2013 A	0.160	8.230	2013/12/23	75,000,000	2012/10/03
20498	Nomura Int'l plc	China Shenhua European Wts Feb 2013 A	0.230	32.000	2013/02/28	50,000,000	2012/10/03
20492	Nomura Int'l plc	HSBC European Warrants Mar 2013 A	0.510	72.500	2013/03/28	25,000,000	2012/10/03
20493	Nomura Int'l plc	HSBC European Put Warrants Apr 2013 A	0.250	65.000	2013/04/30	50,000,000	2012/10/03
20495	Nomura Int'l plc	JIANC European Warrants May 2013 A	0.250	21.000	2013/05/31	50,000,000	2012/10/03
20496	Nomura Int'l plc	Jiangxi Copper European Put Wts Jul 2013 A	0.250	17.000	2013/07/31	50,000,000	2012/10/03
20494	Nomura Int'l plc	New World Dev European Wts Sep 2014 A	0.250	10.000	2014/09/30	50,000,000	2012/10/03
20499	Nomura Int'l plc	Yanzhou Coal European Warrants Mar 2014 A	0.250	12.000	2014/03/31	50,000,000	2012/10/03
20507	CC Rabobank B.A.	CHALCO European Warrants Apr 2013 A	0.250	3.70 per unit	2013/04/02	80,000,000	2012/10/03
20504	CC Rabobank B.A.	BYD European Warrants Jul 2013 A	0.250	18.100	2013/07/15	80,000,000	2012/10/03
20503	CC Rabobank B.A.	China Coal European Warrants Jan 2013 A	0.250	8.39 per unit	2013/01/28	80,000,000	2012/10/03
20505	CC Rabobank B.A.	Chi Resources European Wts Apr 2013 A	0.250	28.800	2013/04/12	60,000,000	2012/10/03
20506	CC Rabobank B.A.	Weichai Power European Wts Apr 2013 A	0.250	27.000	2013/04/02	60,000,000	2012/10/03
20502	SGA Societe Generale Acceptance N.V	Sands China Eu Wt Apr13A	0.250	32.500	2013/04/10	100,000,000	2012/10/03
20509	UBS AG	HSCEI European Warrants Feb 2013 A	0.190	9,700 per 4,000 units	2013/02/27	100,000,000	2012/10/03
20508	UBS AG	HSI European Warrants Jun 2013 A	0.150	21,900 per 8,000 units	2013/06/27	300,000,000	2012/10/03
19912 #	Standard Chartered Bank	China Mobile Euro Wts Dec 2012 A	0.157	89.920	2012/12/03	100,000,000	2012/10/03
20524	Credit Suisse AG	AIA European Warrants Jun 2013 A	0.200	31.400	2013/06/07	80,000,000	2012/10/04
20522	Credit Suisse AG	HSI European Put Warrants Mar 2013 B	0.200	21,400 per 8,000 units	2013/03/27	200,000,000	2012/10/04
20525	J P Morgan SP BV	China Mob European Wts Mar 2013 C	0.171	95.000	2013/03/01	200,000,000	2012/10/04
20526	J P Morgan SP BV	HKEx European Warrants May 2013 A	0.384	128.880	2013/05/06	100,000,000	2012/10/04
20519	CC Rabobank B.A.	Anhui Conch European Warrants May 2013 A	0.250	28.000	2013/05/20	50,000,000	2012/10/04
20518	CC Rabobank B.A.	CITIC Bank European Warrants Mar 2013 A	0.200	4.19 per unit	2013/03/27	50,000,000	2012/10/04
20520	CC Rabobank B.A.	Minsheng Bank European Wts Mar 2013 B	0.250	7 per unit	2013/03/04	50,000,000	2012/10/04
20516	CC Rabobank B.A.	China Tel European Warrants Feb 2013 B	0.150	5.39 per unit	2013/02/25	70,000,000	2012/10/04
20517	CC Rabobank B.A.	Ping An European Warrants Feb 2013 A	0.150	68.900	2013/02/25	100,000,000	2012/10/04
20527	Standard Chartered Bank	Geely Auto European Wts Oct 2013 A	0.300	3.68 per unit	2013/10/08	80,000,000	2012/10/04
20521	Standard Chartered Bank	HSI European Warrants Mar 2013 D	0.150	21,400 per 5,500 units	2013/03/27	200,000,000	2012/10/04
20515	SGA Societe Generale Acceptance NV	Zijin Mining Eu Wt Apr13A	0.250	3.78 per unit	2013/04/08	50,000,000	2012/10/04
20528	UBS AG	Ping An European Warrants Mar 2013 A	0.420	61.350	2013/03/06	100,000,000	2012/10/04
19197 #	HK Bank	A50 China European Warrants Jan 2013 A	0.061	8.880	2013/01/28	180,000,000	2012/10/04
20544	Credit Suisse AG	HSBC European Wts Apr 2013 C	0.190	82.900	2013/04/30	80,000,000	2012/10/05
20548	Bank of East Asia	CM Bank European Warrants Jan 2014 A	0.250	12.500	2014/01/29	130,000,000	2012/10/05
20547	Bank of East Asia	Esprit European Put Warrants May 2013 A	0.150	10.880	2013/05/29	140,000,000	2012/10/05
20551	Bank of East Asia	R&F Ppt European Warrants Nov 2014 A	0.250	8.277	2014/11/04	190,000,000	2012/10/05
20552	Bank of East Asia	R&F Ppt European Put Warrants Jul 2014 A	0.250	8.277	2014/07/04	190,000,000	2012/10/05
20546	Bank of East Asia	JIANC European Warrants Nov 2013 A	0.250	24.358	2013/11/26	70,000,000	2012/10/05
20550	Bank of East Asia	Li & Fung European Warrants Nov 2013 A	0.250	11.494	2013/11/25	140,000,000	2012/10/05
20549	Bank of East Asia	Li & Fung European Put Wts Dec 2013 A	0.250	11.000	2013/12/31	140,000,000	2012/10/05
20545	Bank of East Asia	Zhaojin Mining European Wts Nov 2013 A	0.250	16.222	2013/11/06	100,000,000	2012/10/05
20540	Goldman Sachs SP (Asia)	China Mobile Euro Wts Feb 2013 C	0.226	94.150	2013/02/25	80,000,000	2012/10/05

Newly listed derivative warrants (continued)

Code	Issuer	Name of issue	Issue prices (HK\$)	Strike level/ Subscription price (HK\$) per 10 units	Subscription/ exercise period	Unit issued on initial listing	Listing date
20533	Merrill Lynch Int'l & Co. C.V.	AIA Euro Wts Oct 2013 A	0.193	32.890	2013/10/21	60,000,000	2012/10/05
20532	Merrill Lynch Int'l & Co. C.V.	CK(H) Euro Put Wts May 2014 A	0.210	115.90 per 100 units	2014/05/28	60,000,000	2012/10/05
20536	Merrill Lynch Int'l & Co. C.V.	Ch Mobile Eur Wt Feb 2013 C	0.280	95.050	2013/02/25	60,000,000	2012/10/05
20531	Merrill Lynch Int'l & Co. C.V.	HKEEx Euro Wts Apr 2013 A	0.380	139.990	2013/04/15	40,000,000	2012/10/05
20529	Merrill Lynch Int'l & Co. C.V.	HSBC Euro Put Wt Jan 2013 B	0.242	67.750	2013/01/25	50,000,000	2012/10/05
20538	Merrill Lynch Int'l & Co. C.V.	HSI European Wts Mar 2013 B	0.198	21,400 per 5,500 units	2013/03/27	100,000,000	2012/10/05
20539	Merrill Lynch Int'l & Co. C.V.	HSI European Wts Jun 2013 A	0.152	21,800 per 8,000 units	2013/06/27	100,000,000	2012/10/05
20535	Merrill Lynch Int'l & Co. C.V.	ICBC Euro Wts Mar 2013 A	0.151	5.29 per unit	2013/03/27	80,000,000	2012/10/05
20534	Merrill Lynch Int'l & Co. C.V.	SHK Ppt Euro Wts Apr 2013 A	0.265	134.010	2013/04/29	40,000,000	2012/10/05
20530	Merrill Lynch Int'l & Co. C.V.	Tencent Eu Put Wt Feb 2013A	0.211	248.60 per 100 units	2013/02/25	60,000,000	2012/10/05
20542	SGA Societe Generale Acceptance N.V.	CP&CC Eu Wt Dec 2014A	0.150	6.880	2014/12/22	500,000,000	2012/10/05
20541	SGA Societe Generale Acceptance N.V.	Petch Eu Wt Mar 2013A	0.300	11.69 per unit	2013/03/04	50,000,000	2012/10/05
20543	SGA Societe Generale Acceptance N.V.	Tencent Eu Wt Apr2013A	0.170	288.20 per 100 units	2013/04/22	300,000,000	2012/10/05
20554	UBS AG	Cheung Kong European Warrants Jun 2013 A	0.800	118.880	2013/06/24	100,000,000	2012/10/05
20553	UBS AG	Esprit European Warrants Jun 2013 A	0.190	13.900	2013/06/25	100,000,000	2012/10/05
20556	UBS AG	HSBC European Warrants Jun 2013 A	0.250	86.380	2013/06/10	100,000,000	2012/10/05
20555	UBS AG	HSI European Warrants Mar 2013 D	0.180	21,300 per 6,200 units	2013/03/27	300,000,000	2012/10/05
20567	Citigroup Global Mkt H Inc.	HSI European Wts Mar 2013 B	0.210	21,200 per 6,200 units	2013/03/27	100,000,000	2012/10/08
20566	Citigroup Global Mkt H Inc.	HSI European Put Wt Mar 2013 A	0.190	21,400 per 8,000 units	2013/03/27	100,000,000	2012/10/08
20560	HK Bank	Anhui Conch European Warrants Jun 2013 A	0.250	28.380	2013/06/28	80,000,000	2012/10/08
20559	HK Bank	Zijin Mining European Warrants Jul 2013 A	0.250	3.68 per unit	2013/07/09	80,000,000	2012/10/08
20561	Macquarie Bank Ltd.	CITIC Bank European Wts Jul 2013 A	0.250	4.50 per unit	2013/07/03	120,000,000	2012/10/08
20562	Macquarie Bank Ltd.	Esprit European Warrants Jul 2013 A	0.150	13.880	2013/07/03	180,000,000	2012/10/08
20563	Macquarie Bank Ltd.	Tencent European Put Wts Apr 2013 A	0.250	255 per 100 units	2013/04/08	250,000,000	2012/10/08
20558	Standard Chartered Bank	Li & Fung European Wts Dec 2013 A	0.300	10.000	2013/12/02	80,000,000	2012/10/08
20557	Standard Chartered Bank	Ping An European Wts Feb 2013 B	0.150	68.900	2013/02/25	80,000,000	2012/10/08
20564	UBS AG	HSCEI European Put Warrants Feb 2013 B	0.150	9,400 per 4,000 units	2013/02/27	100,000,000	2012/10/08
20565	UBS AG	HSI European Put Warrants Mar 2013 E	0.170	21,300 per 10,000 units	2013/03/27	300,000,000	2012/10/08
19551 #	Daiwa Capital Mkt	A50 China European Warrants Jul 2013 A	0.122	8.880	2013/07/05	800,000,000	2012/10/08
20574	Credit Suisse AG	China Mobile European Put Wts Feb 2013 C	0.180	77.750	2013/02/18	80,000,000	2012/10/09
20573	Credit Suisse AG	HSI European Warrants Mar 2013 C	0.170	21,500 per 5,500 units	2013/03/27	200,000,000	2012/10/09
20575	Credit Suisse AG	Sands China European Warrants Apr 2013 A	0.250	32.980	2013/04/10	70,000,000	2012/10/09
20571	Standard Chartered Bank	China Life European Wts Feb 2013 C	0.150	23.400	2013/02/18	100,000,000	2012/10/09
20572	Standard Chartered Bank	A50 China European Put Wts Jun13A	0.400	8.48 per unit	2013/06/05	50,000,000	2012/10/09
20568	SGA Societe Generale Acceptance N.V.	A50 Ch Eu Wt Mar 2013A	0.150	10.96 per unit	2013/03/25	70,000,000	2012/10/09
20570	SGA Societe Generale Acceptance N.V.	HKEEx Eu Wt Apr 2013 A	0.250	151.880	2013/04/10	50,000,000	2012/10/09
20569	SGA Societe Generale Acceptance N.V.	Tencent Eu Wt Jul 13 A	0.250	298.88 per 100 units	2013/07/08	300,000,000	2012/10/09
20584	BNP Paribas Arbit Issu B.V.	Anhui Conch Euro Wt Jun 2013 A	0.160	30.050	2013/06/04	100,000,000	2012/10/10
20586	BNP Paribas Arbit Issu B.V.	Luk Fook Hold Eu Wt May 2013A	0.250	28.880	2013/05/02	55,000,000	2012/10/10
20585	BNP Paribas Arbit Issu B.V.	Tsingtao Brew Eu Wt Aug 2013 A	0.410	52.000	2013/08/02	25,000,000	2012/10/10
20589	BNP Paribas Arbit Issu B.V.	Wynn Macau Euro Wts Jun 2013 A	0.300	22.000	2013/06/04	100,000,000	2012/10/10
20579	HK Bank	Sands China European Warrants Jun 2013 A	0.250	34.380	2013/06/28	80,000,000	2012/10/10
20577	HK Bank	Tencent European Put Warrants Apr 2013 D	0.250	260 per 100 units	2013/04/22	100,000,000	2012/10/10

Newly listed derivative warrants (continued)

Code	Issuer	Name of issue	Issue prices (HK\$)	Strike level/ Subscription price (HK\$) per 10 units	Subscription/ exercise period	Unit issued on initial listing	Listing date
20583	J P Morgan SP BV	Hutchison European Warrants Apr 2013 A	0.154	88.680	2013/04/02	150,000,000	2012/10/10
20607	J P Morgan SP BV	ICBC European Warrants Apr 2013 B	0.151	5.288 per unit	2013/04/02	200,000,000	2012/10/10
20590	SGA Societe Generale Acceptance N.V.	CLife Eu Wt Apr 2013B	0.260	21.380	2013/04/10	200,000,000	2012/10/10
20593	SGA Societe Generale Acceptance N.V.	CLife Eu Wt Apr 2013C	0.150	24.380	2013/04/10	200,000,000	2012/10/10
20591	SGA Societe Generale Acceptance N.V.	CLife Eu Wt Jun 2013B	0.220	22.880	2013/06/05	200,000,000	2012/10/10
20592	SGA Societe Generale Acceptance N.V.	CLife Eu Wt Jul 2013A	0.190	23.880	2013/07/03	200,000,000	2012/10/10
20595	SGA Societe Generale Acceptance N.V.	Ch Mob Eu Wt Feb2013B	0.420	90.000	2013/02/25	168,000,000	2012/10/10
20597	SGA Societe Generale Acceptance N.V.	Ch Mob Eu Wt Mar2013A	0.270	95.000	2013/03/04	168,000,000	2012/10/10
20594	SGA Societe Generale Acceptance N.V.	Ch Mob Eu Wt Apr2013B	0.630	86.880	2013/04/10	168,000,000	2012/10/10
20596	SGA Societe Generale Acceptance N.V.	Ch Mob Eu Wt May2013A	0.420	91.880	2013/05/06	168,000,000	2012/10/10
20605	SGA Societe Generale Acceptance N.V.	HSBC Eu Wt Mar 2013 A	0.210	80.000	2013/03/25	168,000,000	2012/10/10
20604	SGA Societe Generale Acceptance N.V.	HSBC Eu Wt Apr 2013 A	0.470	72.500	2013/04/10	168,000,000	2012/10/10
20606	SGA Societe Generale Acceptance N.V.	HSBC Eu Wt Jun 2013 A	0.270	80.000	2013/06/03	168,000,000	2012/10/10
20600	SGA Societe Generale Acceptance N.V.	HSI Eur Wt Mar 2013 D	0.200	21,200 per 6,200 units	2013/03/27	300,000,000	2012/10/10
20598	SGA Societe Generale Acceptance N.V.	HSI Eur Wt May 2013 A	0.270	19,588 per 8,000 units	2013/05/30	300,000,000	2012/10/10
20601	SGA Societe Generale Acceptance N.V.	HSI Eur Wt May 2013 B	0.180	21,400 per 6,600 units	2013/05/30	300,000,000	2012/10/10
20599	SGA Societe Generale Acceptance N.V.	HSI Eur Wt Jun 2013 B	0.250	20,000 per 8,000 units	2013/06/27	300,000,000	2012/10/10
20603	SGA Societe Generale Acceptance N.V.	HSI Eu Put Wt Apr2013A	0.260	21,800 per 8,000 units	2013/04/29	300,000,000	2012/10/10
20602	SGA Societe Generale Acceptance N.V.	HSI Eu Put Wt Jun2013C	0.250	21,000 per 8,000 units	2013/06/27	300,000,000	2012/10/10
20582	UBS AG	AIA European Warrants Sep 2013 A	0.250	33.880	2013/09/16	100,000,000	2012/10/10
20580	UBS AG	BYD European Warrants Jul 2013 A	0.150	18.120	2013/07/08	100,000,000	2012/10/10
20581	UBS AG	Tencent Holdings European Warrants Jul 2013 A	0.250	308.88 per 100 units	2013/07/29	200,000,000	2012/10/10
20621	BOCI Asia Ltd.	CNOOC European Put Warrants Jun 2013 A	0.150	14.680	2013/06/18	100,000,000	2012/10/11
20623	BOCI Asia Ltd.	Tencent Holdings European Wts Apr 2013 A	0.180	288 per 100 units	2013/04/22	100,000,000	2012/10/11
20622	BOCI Asia Ltd.	Tencent Holdings European Put Wts Mar 2013 B	0.170	248.80 per 100 units	2013/03/04	100,000,000	2012/10/11
20627	Macquarie Bank Ltd.	AIA European Warrants Oct 2013 A	0.250	35.000	2013/10/03	150,000,000	2012/10/11
20630	Macquarie Bank Ltd.	Esprit European Warrants Apr 2013 A	0.150	15.000	2013/04/03	150,000,000	2012/10/11
20624	Macquarie Bank Ltd.	HSBC European Warrants Apr 2013 B	0.172	80.000	2013/04/03	180,000,000	2012/10/11
20625	Macquarie Bank Ltd.	Swire Properties Euro Wts Jun 2013 A	0.250	26.500	2013/06/04	150,000,000	2012/10/11
20616	Merrill Lynch Int'l & Co. C.V.	BOCL European Wt Jul 2013 A	0.197	3.09 per unit	2013/07/02	60,000,000	2012/10/11
20618	Merrill Lynch Int'l & Co. C.V.	Hutchison Eur Wt Mar 2013 B	0.236	85.900	2013/03/01	60,000,000	2012/10/11
20615	Merrill Lynch Int'l & Co. C.V.	Ping An Euro Wts Apr 2013 A	0.270	68.010	2013/04/22	40,000,000	2012/10/11
20617	Merrill Lynch Int'l & Co. C.V.	SHK Ppt Euro Wts Apr 2013 B	0.465	122.010	2013/04/22	40,000,000	2012/10/11
20620	Standard Chartered Bank	Galaxy Ent European Wts Apr 2013 A	0.235	28.880	2013/04/08	80,000,000	2012/10/11
20619	Standard Chartered Bank	Tencent Hldg Euro Wts Aug 2013 A	0.250	300 per 100 units	2013/08/08	100,000,000	2012/10/11
20614	SGA Societe Generale Acceptance N.V.	CCB Eur Wt Apr 2013 B	0.300	5.83 per unit	2013/04/03	150,000,000	2012/10/11
20612	SGA Societe Generale Acceptance N.V.	CCB Eur Wt May 2013 B	0.260	6.15 per unit	2013/05/20	150,000,000	2012/10/11
20613	SGA Societe Generale Acceptance N.V.	CCB Eur Wt May 2013 C	0.465	5.50 per unit	2013/05/06	150,000,000	2012/10/11
20611	SGA Societe Generale Acceptance N.V.	HWL Eur Wt Apr 2013 A	0.520	80.000	2013/04/15	150,000,000	2012/10/11
20610	SGA Societe Generale Acceptance N.V.	ICBC Eu Wt May 2013 A	0.275	4.98 per unit	2013/05/06	200,000,000	2012/10/11
20609	SGA Societe Generale Acceptance N.V.	Ping An Eu Wt Jun 13 A	0.355	67.000	2013/06/03	150,000,000	2012/10/11
20608	SGA Societe Generale Acceptance N.V.	Tencent Eu Put Wt Mar13C	0.165	242 per 100 units	2013/03/25	300,000,000	2012/10/11
20629	UBS AG	CNOOC European Warrants Nov 2013 B	0.170	16.900	2013/11/26	200,000,000	2012/10/11

Newly listed derivative warrants (continued)

Code	Issuer	Name of issue	Issue prices (HK\$)	Strike level/ Subscription price (HK\$) per 10 units	Subscription/ exercise period	Unit issued on initial listing	Listing date
20628	UBS AG	ICBC European Warrants Apr 2013 A	0.250	5.08 per unit	2013/04/11	100,000,000	2012/10/11
16576 #	Merrill Lynch Int'l & Co. C.V.	HSI European Wts Dec 2012	0.076	21,100 per 8,000 units	2012/12/28	140,000,000	2012/10/11
19077 #	Macquarie Bank Ltd.	CNOOC European Warrants Feb 2013 A	0.073	16.500	2013/02/06	200,000,000	2012/10/11
20637	BOCI Asia Ltd.	China Mobile European Put Wts Feb 2013 A	0.160	77.800	2013/02/18	100,000,000	2012/10/12
20638	BOCI Asia Ltd.	HSBC European Put Warrants Jan 2013 B	0.160	67.800	2013/01/21	100,000,000	2012/10/12
20647	Goldman Sachs SP (Asia)	HSI European Warrants Jun 2013 A	0.152	21,900 per 8,000 units	2013/06/27	100,000,000	2012/10/12
20645	Macquarie Bank Ltd.	AIA European Put Warrants Jul 2013 B	0.250	26.500	2013/07/03	150,000,000	2012/10/12
20644	Macquarie Bank Ltd.	Galaxy Ent European Wts May 2013 A	0.250	30.000	2013/05/03	150,000,000	2012/10/12
20643	Macquarie Bank Ltd.	Sands China European Wts Apr 2013 A	0.152	32.500	2013/04/03	150,000,000	2012/10/12
20646	Merrill Lynch Int'l & Co. C.V.	HSI Euro Put Wts Mar 2013 C	0.150	20,200 per 8,000 units	2013/03/27	100,000,000	2012/10/12
20635	Nomura Int'l plc	Agricultural Bk Euro Warrants May 2013 A	0.250	3.30 per unit	2013/05/31	50,000,000	2012/10/12
20633	Nomura Int'l plc	China Mobile European Warrants Mar 2013 A	0.600	84.000	2013/03/11	25,000,000	2012/10/12
20634	Nomura Int'l plc	China Mobile European Put Wts Apr 2013 A	0.250	77.500	2013/04/30	50,000,000	2012/10/12
20632	Nomura Int'l plc	Hutchison European Warrants Mar 2013 A	0.255	82.780	2013/03/13	50,000,000	2012/10/12
20631	Nomura Int'l plc	Hutchison European Warrants Apr 2013 A	0.600	75.000	2013/04/30	25,000,000	2012/10/12
20636	Standard Chartered Bank	China Overseas Euro Wt Aug 2013 A	0.250	21.280	2013/08/08	80,000,000	2012/10/12
20639	UBS AG	CC Bank European Warrants Feb 2013 C	0.150	6.19 per unit	2013/02/05	200,000,000	2012/10/12
20641	UBS AG	China Life European Warrants Mar 2013 C	0.180	23.550	2013/03/25	300,000,000	2012/10/12
20640	UBS AG	China Mobile European Warrants Feb 2013 E	0.150	99.230	2013/02/04	200,000,000	2012/10/12
20642	UBS AG	HSBC European Warrants Mar 2013 A	0.230	80.050	2013/03/18	200,000,000	2012/10/12
20648	HK Bank	AIA European Put Warrants Apr 2013 A	0.250	28.880	2013/04/15	100,000,000	2012/10/15
20650	Merrill Lynch Int'l & Co. C.V.	AIA Euro Wts Mar 2013 A	0.188	30.550	2013/03/28	60,000,000	2012/10/15
20651	Merrill Lynch Int'l & Co. C.V.	AIA Euro Wts Jun 2013 B	0.209	31.410	2013/06/10	60,000,000	2012/10/15
20654	Merrill Lynch Int'l & Co. C.V.	China Life Eu Wt Apr 2013 A	0.152	24.410	2013/04/08	70,000,000	2012/10/15
20653	Merrill Lynch Int'l & Co. C.V.	China Life Eu Wt Jul 2013 A	0.151	26.650	2013/07/22	70,000,000	2012/10/15
20652	Merrill Lynch Int'l & Co. C.V.	CNOOC Euro Wts Aug 2013 A	0.157	16.300	2013/08/05	70,000,000	2012/10/15
20649	UBS AG	BOCL European Warrants Feb 2013 A	0.180	2.91 per unit	2013/02/21	100,000,000	2012/10/15
19987 #	Credit Suisse AG	Tencent Holdings European Wts Jan 2013 C	0.112	268.90 per 100 units	2013/01/07	100,000,000	2012/10/15
19869 #	UBS AG	China Mobile European Warrants Jan 2013 A	0.068	98.050	2013/01/28	200,000,000	2012/10/15
20669	BNP Paribas Arbit Issu B.V.	Ch Mobile Euro Wts Jul 2013 A	0.370	93.000	2013/07/04	200,000,000	2012/10/16
20668	BNP Paribas Arbit Issu B.V.	Galaxy Ent Euro Wts Apr 2013 A	0.170	28.900	2013/04/08	100,000,000	2012/10/16
20667	BNP Paribas Arbit Issu B.V.	HLand Dev Euro Wts Jul 2013 A	0.350	62.000	2013/07/03	57,000,000	2012/10/16
20670	BNP Paribas Arbit Issu B.V.	SHK Ppt Eu Put Wts Feb 2014 A	0.250	124 per 100 units	2014/02/04	100,000,000	2012/10/16
20666	Credit Suisse AG	HKEx European Put Warrants May 2013 A	0.450	101.880	2013/05/27	50,000,000	2012/10/16
20665	Credit Suisse AG	New World Dev European Wts Apr 2013 A	0.600	13.88 per unit	2013/04/22	50,000,000	2012/10/16
20682	Daiwa Capital Mkt	China Mobile European Put Wts Mar 2013 C	0.212	77.880	2013/03/11	98,000,000	2012/10/16
20681	Daiwa Capital Mkt	Sinopec Corp European Put Wts Apr 2013 A	0.390	7 per unit	2013/04/16	80,000,000	2012/10/16
20658	Goldman Sachs SP (Asia)	China Mobile Euro Wts Feb 2013 D	0.150	99.180	2013/02/14	80,000,000	2012/10/16
20657	Goldman Sachs SP (Asia)	Hutchison Euro Put Wts Apr 2013 B	0.291	70.000	2013/04/29	80,000,000	2012/10/16
20679	J P Morgan Int'l Der. Ltd.	CC Bank European Wts May 2013 A	0.250	6.58 per unit	2013/05/02	200,000,000	2012/10/16
20678	J P Morgan SP BV	China Life European Warrants Jun 2013 A	0.150	25.000	2013/06/03	300,000,000	2012/10/16
20677	J P Morgan SP BV	China Life European Warrants Jul 2013 B	0.150	26.580	2013/07/22	300,000,000	2012/10/16
20676	J P Morgan SP BV	Esprit European Wts Oct 2013 A	0.250	14.880	2013/10/03	150,000,000	2012/10/16

Newly listed derivative warrants (continued)

Code	Issuer	Name of issue	Issue prices (HK\$)	Strike level/ Subscription price (HK\$) per 10 units	Subscription/ exercise period	Unit issued on initial listing	Listing date
20671	Macquarie Bank Ltd.	Henderson Land Dev Euro Wts May 2013 A	0.250	63.880	2013/05/03	180,000,000	2012/10/16
20672	Macquarie Bank Ltd.	Zijin Mining European Wts Apr 2013 A	0.150	3.88 per unit	2013/04/03	100,000,000	2012/10/16
20662	CC Rabobank B.A.	Ch Comm Cons European Warrants Apr 2013 A	0.350	7.29 per unit	2013/04/16	80,000,000	2012/10/16
20659	CC Rabobank B.A.	China Oilfield European Wts Sep 2013 A	0.250	16.200	2013/09/23	80,000,000	2012/10/16
20660	CC Rabobank B.A.	Sands China European Warrants Apr 2013 A	0.150	32.550	2013/04/03	80,000,000	2012/10/16
20664	CC Rabobank B.A.	SJM Holdings European Warrants Jun 2013 A	0.250	17.600	2013/06/24	100,000,000	2012/10/16
20661	CC Rabobank B.A.	Wharf European Warrants Apr 2013 A	0.250	56.500	2013/04/16	60,000,000	2012/10/16
20680	Standard Chartered Bank	HKEx European Warrants Jan 2013 A	0.150	138.800	2013/01/16	80,000,000	2012/10/16
20656	Standard Chartered Bank	Tencent Hldg Euro Wts Mar 2013 A	0.150	278.88 per 100 units	2013/03/04	80,000,000	2012/10/16
20673	UBS AG	Sinopec Corp European Warrants Dec 2015 A	0.150	8.510	2015/12/28	200,000,000	2012/10/16
20655	UBS AG	HSBC European Put Warrants Apr 2013 B	0.190	61.750	2013/04/02	100,000,000	2012/10/16
20675	UBS AG	HSCEI European Warrants Dec 2013 A	0.197	10,650 per 5,000 units	2013/12/30	100,000,000	2012/10/16
20674	UBS AG	HSCEI European Put Warrants Mar 2013 B	0.160	10,150 per 5,000 units	2013/03/27	100,000,000	2012/10/16
20696	Credit Suisse AG	China Mobile European Warrants Feb 2013 D	0.150	94.200	2013/02/25	80,000,000	2012/10/17
20697	Credit Suisse AG	ICBC European Warrants Mar 2013 A	0.150	5.29 per unit	2013/03/25	80,000,000	2012/10/17
20695	Credit Suisse AG	Lenovo European Warrants Feb 2013 A	0.300	7 per unit	2013/02/18	50,000,000	2012/10/17
20684	J P Morgan SP BV	HSCEI European Put Warrants Jun 2013 B	0.150	10,000 per 6,500 units	2013/06/27	300,000,000	2012/10/17
20683	J P Morgan SP BV	HSI European Put Warrants Apr 2013 B	0.250	22,000 per 8,800 units	2013/04/29	300,000,000	2012/10/17
20693	Macquarie Bank Ltd.	China Life European Wts Aug 2013 A	0.150	26.650	2013/08/02	150,000,000	2012/10/17
20694	Macquarie Bank Ltd.	PICC P&C European Warrants May 2013 A	0.250	15.50 per unit	2013/05/03	100,000,000	2012/10/17
20692	Macquarie Bank Ltd.	Zhaojin Mining Euro Wts Jun 2013 A	0.150	16.900	2013/06/04	150,000,000	2012/10/17
20688	CC Rabobank B.A.	Digital China European Wts Nov 2013 A	0.250	14.500	2013/11/25	100,000,000	2012/10/17
20686	CC Rabobank B.A.	Geely Auto European Warrants Apr 2013 A	0.250	3.50 per unit	2013/04/17	60,000,000	2012/10/17
20685	CC Rabobank B.A.	HSBC European Warrants Mar 2013 A	0.200	80.050	2013/03/18	150,000,000	2012/10/17
20687	CC Rabobank B.A.	MGM China European Warrants Sep 2013 A	0.250	14.800	2013/09/23	100,000,000	2012/10/17
20689	CC Rabobank B.A.	Zoomlion European Warrants Apr 2014 A	0.250	10.500	2014/04/22	100,000,000	2012/10/17
20691	Standard Chartered Bank	SHK P European Warrants Jul 2013 A	0.250	138.000	2013/07/03	80,000,000	2012/10/17
20690	UBS AG	BOCL European Warrants Apr 2013 A	0.202	3.01 per unit	2013/04/11	100,000,000	2012/10/17
20702	BOCI Asia Ltd.	AIA European Warrants Jun 2013 A	0.180	31.480	2013/06/03	100,000,000	2012/10/18
20703	BOCI Asia Ltd.	Chi Res Land European Warrants Jun 2013 A	0.250	17.500	2013/06/03	100,000,000	2012/10/18
20714	Credit Suisse AG	CC Bank European Warrants Jan 2013 C	0.150	6.19 per unit	2013/01/28	80,000,000	2012/10/18
20712	Daiwa Capital Mkt	BOCL European Put Warrants Jun 2013 A	0.250	2.80 per unit	2013/06/10	80,000,000	2012/10/18
20711	Daiwa Capital Mkt	ICBC European Warrants May 2013 A	0.150	6 per unit	2013/05/27	128,000,000	2012/10/18
20706	Goldman Sachs SP (Asia)	CITIC Pacific Euro Wts Sep 2013 A	0.575	11.88 per unit	2013/09/30	60,000,000	2012/10/18
20708	Goldman Sachs SP (Asia)	HSBC European Warrants Apr 2013 B	0.156	82.880	2013/04/24	80,000,000	2012/10/18
20709	Goldman Sachs SP (Asia)	HSI European Warrants May 2013 A	0.162	21,400 per 6,600 units	2013/05/30	100,000,000	2012/10/18
20707	Goldman Sachs SP (Asia)	Swire Properties Eu Wts Jul 2013 A	0.250	26.880	2013/07/15	80,000,000	2012/10/18
20715	J P Morgan SP BV	AIA European Warrants Jun 2013 A	0.250	30.880	2013/06/03	200,000,000	2012/10/18
20716	J P Morgan SP BV	AIA European Warrants Sep 2013 A	0.151	33.880	2013/09/09	200,000,000	2012/10/18
20710	Macquarie Bank Ltd.	Angang Steel European Wts May 2013 A	0.250	6.75 per unit	2013/05/03	100,000,000	2012/10/18
20704	Macquarie Bank Ltd.	GAC European Wts May 2013 A	0.494	6.50 per unit	2013/05/03	100,000,000	2012/10/18
20713	Macquarie Bank Ltd.	Gome European Warrants Jun 2014 A	0.250	1 per unit	2014/06/04	100,000,000	2012/10/18
20705	Macquarie Bank Ltd.	Li & Fung European Warrants Jan 2014 A	0.250	12.500	2014/01/03	150,000,000	2012/10/18

Newly listed derivative warrants (continued)

Code	Issuer	Name of issue	Issue prices (HK\$)	Strike level/ Subscription price (HK\$) per 10 units	Subscription/ exercise period	Unit issued on initial listing	Listing date
20699	Standard Chartered Bank	CC Bank European Wts Mar 2013 A	0.150	6.29 per unit	2013/03/12	100,000,000	2012/10/18
20701	Standard Chartered Bank	China Mobile Euro Wts Feb 2013 B	0.250	90.920	2013/02/18	100,000,000	2012/10/18
20700	Standard Chartered Bank	ICBC European Warrants Mar 2013 B	0.170	5.29 per unit	2013/03/27	100,000,000	2012/10/18
20698	UBS AG	Tencent Holdings European Warrants Feb 2013 B	0.225	255.20 per 100 units	2013/02/18	200,000,000	2012/10/18
20724	BNP Paribas Arbit Issu B.V.	ICBC European Wts Dec 2013 A	0.250	5.88 per unit	2013/12/03	200,000,000	2012/10/19
20725	BNP Paribas Arbit Issu B.V.	PetroCh Euro Wts Oct 2013 A	0.690	11.90 per unit	2013/10/03	100,000,000	2012/10/19
20723	BNP Paribas Arbit Issu B.V.	Swire Pacific A Eu Wt Jun 13 A	0.490	106.000	2013/06/04	24,000,000	2012/10/19
20720	Goldman Sachs SP (Asia)	CC Bank European Wts Jun 2013 A	0.161	6.68 per unit	2013/06/27	100,000,000	2012/10/19
20719	HK Bank	HSI European Put Warrants Mar 2013 C	0.150	21,300 per 8,000 units	2013/03/27	250,000,000	2012/10/19
20717	J P Morgan SP BV	HSBC European Warrants May 2013 A	0.250	83.880	2013/05/27	200,000,000	2012/10/19
20718	J P Morgan SP BV	SPDR Gold Trust European Wts Jun 2013 B	0.321	1,500 per 100 units	2013/06/17	100,000,000	2012/10/19
20726	Macquarie Bank Ltd.	Jiangxi Copper European Wts Aug 2013 A	0.150	23.550	2013/08/19	150,000,000	2012/10/19
20721	Standard Chartered Bank	HSI European Warrants Jun 2013 A	0.150	21,888 per 8,000 units	2013/06/27	100,000,000	2012/10/19
18322 #	Standard Chartered Bank	China Mobile Euro Wts Jan 2013 A	0.067	94.100	2013/01/04	150,000,000	2012/10/19
19173 #	Standard Chartered Bank	China Life Euro Put Wts Feb 2013 B	0.039	19.280	2013/02/22	260,000,000	2012/10/19
20755	BNP Paribas Arbit Issu B.V.	HSI European Wts Mar 2013 B	0.230	21,400 per 5,500 units	2013/03/27	200,000,000	2012/10/22
20754	BNP Paribas Arbit Issu B.V.	HSI Euro Put Wts Mar 2013 A	0.160	21,400 per 10,000 units	2013/03/27	200,000,000	2012/10/22
20736	HK Bank	Agricultural Bank European Warrants Mar 2013 A	0.150	3.49 per unit	2013/03/27	80,000,000	2012/10/22
20737	HK Bank	CC Bank European Warrants Apr 2013 A	0.250	6.38 per unit	2013/04/22	80,000,000	2012/10/22
20734	HK Bank	A50 China European Warrants Apr 2013 A	0.250	10.88 per unit	2013/04/22	80,000,000	2012/10/22
20735	HK Bank	ICBC European Warrants Jul 2013 A	0.250	5.40 per unit	2013/07/02	80,000,000	2012/10/22
20746	Macquarie Bank Ltd.	Agricultural Bk Euro Warrants Aug 2013 A	0.250	3.80 per unit	2013/08/02	120,000,000	2012/10/22
20745	Macquarie Bank Ltd.	CC Bank European Warrants Jun 2013 A	0.250	6.68 per unit	2013/06/04	120,000,000	2012/10/22
20748	Macquarie Bank Ltd.	China COSCO European Wts May 2013 A	0.250	4.88 per unit	2013/05/03	100,000,000	2012/10/22
20747	Macquarie Bank Ltd.	COSCO Pacific European Wts Nov 2014 A	0.250	12.880	2014/11/04	150,000,000	2012/10/22
20750	Macquarie Bank Ltd.	Ch Ship Cont European Wts Oct 2013 A	0.252	2.50 per unit	2013/10/03	120,000,000	2012/10/22
20752	Macquarie Bank Ltd.	A50 China European Warrants May 2013 A	0.250	12 per unit	2013/05/03	100,000,000	2012/10/22
20744	Macquarie Bank Ltd.	ICBC European Warrants Jun 2013 A	0.250	5.80 per unit	2013/06/04	120,000,000	2012/10/22
20753	Macquarie Bank Ltd.	Luk Fook Hold European Wts May 2013 A	0.150	30.000	2013/05/27	150,000,000	2012/10/22
20730	Merrill Lynch Int'l & Co. C.V.	CC Bank Euro Wts Jan 2013 D	0.204	6.19 per unit	2013/01/31	50,000,000	2012/10/22
20733	Merrill Lynch Int'l & Co. C.V.	CC Bank Euro Wts Apr 2013 A	0.250	6.45 per unit	2013/04/23	40,000,000	2012/10/22
20732	Merrill Lynch Int'l & Co. C.V.	CC Bank Euro Wts May 2013 B	0.250	6.81 per unit	2013/05/27	40,000,000	2012/10/22
20729	Merrill Lynch Int'l & Co. C.V.	CC Bank Eu Put Wt May 2013A	0.255	5.09 per unit	2013/05/20	40,000,000	2012/10/22
20731	Merrill Lynch Int'l & Co. C.V.	HSBC Euro Wts May 2013 A	0.250	84.010	2013/05/27	40,000,000	2012/10/22
20728	Merrill Lynch Int'l & Co. C.V.	ICBC Euro Wts Apr 2013 B	0.255	5.55 per unit	2013/04/23	40,000,000	2012/10/22
20727	Merrill Lynch Int'l & Co. C.V.	ICBC Euro Put Wt Jul 2013 A	0.285	4.27 per unit	2013/07/08	40,000,000	2012/10/22
20741	CC Rabobank B.A.	AIA European Warrants Jun 2013 A	0.150	31.430	2013/06/07	120,000,000	2012/10/22
20740	CC Rabobank B.A.	Cheung Kong European Warrants Mar 2013 A	0.400	123.980	2013/03/18	80,000,000	2012/10/22
20742	CC Rabobank B.A.	Esprit European Warrants Jun 2013 A	0.250	12.800	2013/06/27	100,000,000	2012/10/22
20743	CC Rabobank B.A.	Hutchison European Warrants Apr 2013 A	0.250	84.000	2013/04/29	120,000,000	2012/10/22
20739	Standard Chartered Bank	BOCL European Warrants Oct 2013 A	0.250	3.38 per unit	2013/10/31	80,000,000	2012/10/22
20738	Standard Chartered Bank	China Life European Wts Jul 2013 A	0.150	26.620	2013/07/22	100,000,000	2012/10/22
20749	SGA Societe Generale Acceptance N.V.	CLife Eu Wt Jul 2013B	0.155	26.600	2013/07/22	200,000,000	2012/10/22

Newly listed derivative warrants (continued)

Code	Issuer	Name of issue	Issue prices (HK\$)	Strike level/ Subscription price (HK\$) per 10 units	Subscription/ exercise period	Unit issued on initial listing	Listing date
20751	UBS AG	CC Bank European Warrants Apr 2013 A	0.250	6.58 per unit	2013/04/22	200,000,000	2012/10/22
19461 #	CC Rabobank B.A.	GCL-Poly Energy European Wts Mar 2013 A	0.080	1.55 per unit	2013/03/18	140,000,000	2012/10/22
20776	BNP Paribas Arbit Issu B.V.	Ch Mobile Euro Wts Mar 2013 A	0.190	94.230	2013/03/04	200,000,000	2012/10/24
20774	BNP Paribas Arbit Issu B.V.	HK Gas European Wts Feb 2014 B	0.160	21.73 per 9 units	2014/02/04	82,000,000	2012/10/24
20775	BNP Paribas Arbit Issu B.V.	Link REIT Euro Wts May 2014 A	0.250	43.800	2014/05/05	66,000,000	2012/10/24
20794	Credit Suisse AG	CC Bank European Warrants Mar 2013 A	0.160	6.29 per unit	2013/03/12	80,000,000	2012/10/24
20793	Credit Suisse AG	Ping An European Warrants Feb 2013 C	0.150	74.900	2013/02/22	80,000,000	2012/10/24
20792	Citigroup Global Mkt H Inc.	BOCL European Wts May 2013 A	0.160	3.34 per unit	2013/05/27	100,000,000	2012/10/24
20790	Citigroup Global Mkt H Inc.	China Life Euro Wts Apr 2013 A	0.160	24.390	2013/04/08	100,000,000	2012/10/24
20791	Citigroup Global Mkt H Inc.	China Mobile Eur Wt Apr 2013 A	0.250	92.000	2013/04/29	100,000,000	2012/10/24
20788	Citigroup Global Mkt H Inc.	China Mobile Eur Wt Jun 2013 A	0.250	100.000	2013/06/24	100,000,000	2012/10/24
20789	Citigroup Global Mkt H Inc.	ICBC European Wts May 2013 A	0.150	6 per unit	2013/05/27	100,000,000	2012/10/24
20771	Goldman Sachs SP (Asia)	AIA European Warrants Sep 2013 A	0.163	33.880	2013/09/19	80,000,000	2012/10/24
20772	Goldman Sachs SP (Asia)	China Life Euro Wts Apr 2013 A	0.157	24.380	2013/04/09	80,000,000	2012/10/24
20769	Goldman Sachs SP (Asia)	Sinopec Corp European Wts Apr 2013 A	0.261	9.50 per unit	2013/04/29	80,000,000	2012/10/24
20773	Goldman Sachs SP (Asia)	A50 China European Wts May 2013 A	0.157	12.28 per unit	2013/05/13	80,000,000	2012/10/24
20770	Goldman Sachs SP (Asia)	HKEx European Warrants Mar 2013 B	0.153	150.000	2013/03/18	80,000,000	2012/10/24
20784	J P Morgan SP BV	ICBC European Warrants Jul 2013 A	0.251	5.68 per unit	2013/07/02	200,000,000	2012/10/24
20783	Macquarie Bank Ltd.	Evergrande European Wts Apr 2013 A	0.250	4.38 per unit	2013/04/23	150,000,000	2012/10/24
20757	Merrill Lynch Int'l & Co. C.V.	HSCEI Euro Wts Dec 2013 A	0.213	10,650 per 5,000 units	2013/12/30	100,000,000	2012/10/24
20760	Merrill Lynch Int'l & Co. C.V.	HSCEI Euro Wts Dec 2013 B	0.250	11,500 per 4,000 units	2013/12/30	100,000,000	2012/10/24
20756	Merrill Lynch Int'l & Co. C.V.	HSCEI Euro Put Wt Jun 2013A	0.160	10,950 per 8,800 units	2013/06/27	100,000,000	2012/10/24
20759	Merrill Lynch Int'l & Co. C.V.	HSI Euro Put Wts Mar 2013 D	0.154	21,300 per 8,000 units	2013/03/27	100,000,000	2012/10/24
20758	Merrill Lynch Int'l & Co. C.V.	HSI Euro Put Wts Apr 2013 A	0.250	22,100 per 8,000 units	2013/04/29	100,000,000	2012/10/24
20778	CC Rabobank B.A.	BOC HK European Warrants Aug 2013 A	0.150	25.930	2013/08/27	100,000,000	2012/10/24
20780	CC Rabobank B.A.	CQRC Bank European Warrants Apr 2013 A	0.300	3.95 per unit	2013/04/24	60,000,000	2012/10/24
20779	CC Rabobank B.A.	Ch Ship Cont European Warrants Apr 2013 A	0.250	2.20 per unit	2013/04/24	80,000,000	2012/10/24
20781	CC Rabobank B.A.	China Ship Dev European Wts Apr 2013 A	0.250	4.38 per unit	2013/04/24	60,000,000	2012/10/24
20782	CC Rabobank B.A.	Ch Rongsheng European Warrants Apr 2013 A	0.250	1.55 per unit	2013/04/24	80,000,000	2012/10/24
20777	Standard Chartered Bank	A50 China Euro Warrants Feb 2013 A	0.150	11.28 per unit	2013/02/18	100,000,000	2012/10/24
20762	SGA Societe Generale Acceptance N.V.	Anhui Conch Eu Wt Jun13A	0.190	30.880	2013/06/26	100,000,000	2012/10/24
20761	SGA Societe Generale Acceptance N.V.	AIA Eur Wt Jun 2013 A	0.175	31.480	2013/06/03	100,000,000	2012/10/24
20766	SGA Societe Generale Acceptance N.V.	BOCL Eu Wt Apr 2013 A	0.265	3.01 per unit	2013/04/15	150,000,000	2012/10/24
20763	SGA Societe Generale Acceptance N.V.	CMB Eu Wts Apr 2013 A	0.465	17.88 per unit	2013/04/24	50,000,000	2012/10/24
20764	SGA Societe Generale Acceptance N.V.	Shenhua Eu Wt Jun 13 A	0.155	36.880	2013/06/17	100,000,000	2012/10/24
20765	SGA Societe Generale Acceptance N.V.	ChiUnicom Eu Wts Dec13A	0.195	14.000	2013/12/02	150,000,000	2012/10/24
20768	SGA Societe Generale Acceptance N.V.	HWL Eur Wt Mar 2013 C	0.155	90.930	2013/03/25	150,000,000	2012/10/24
20767	SGA Societe Generale Acceptance N.V.	Ping An Eu Wt May 13 A	0.265	70.880	2013/05/06	150,000,000	2012/10/24
20787	UBS AG	CC Bank European Warrants Mar 2013 B	0.150	6.89 per unit	2013/03/25	200,000,000	2012/10/24
20786	UBS AG	A50 China European Warrants Apr 2013 A	0.250	12.20 per unit	2013/04/29	100,000,000	2012/10/24
20802	BOCI Asia Ltd.	CC Bank European Warrants Mar 2013 A	0.190	6.28 per unit	2013/03/19	100,000,000	2012/10/25
20801	BOCI Asia Ltd.	ICBC European Warrants Apr 2013 A	0.210	5.28 per unit	2013/04/03	100,000,000	2012/10/25
20805	BNP Paribas Arbit Issu B.V.	CM Bank Euro Warrants Sep 2014 A	0.250	15.000	2014/09/02	200,000,000	2012/10/25

Newly listed derivative warrants (continued)

Code	Issuer	Name of issue	Issue prices (HK\$)	Strike level/ Subscription price (HK\$) per 10 units	Subscription/ exercise period	Unit issued on initial listing	Listing date
20806	BNP Paribas Arbit Issu B.V.	Li & Fung Euro Wts Mar 2014 A	0.250	12.360	2014/03/04	100,000,000	2012/10/25
20804	BNP Paribas Arbit Issu B.V.	Stanchart Euro Wts Feb 2015 A	0.250	208 per 100 units	2015/02/03	64,000,000	2012/10/25
20803	BNP Paribas Arbit Issu B.V.	Zijin Mining Eu Wts Aug 2013 A	0.320	3.68 per unit	2013/08/02	71,000,000	2012/10/25
20813	Daiwa Capital Mkt	Cheung Kong European Put Wts Jun 2014 A	0.210	116 per 100 units	2014/06/06	80,000,000	2012/10/25
20809	Daiwa Capital Mkt	China Life European Warrants Apr 2013 A	0.300	22.000	2013/04/25	138,000,000	2012/10/25
20810	Daiwa Capital Mkt	HSBC European Warrants Apr 2013 B	0.250	83.880	2013/04/25	128,000,000	2012/10/25
20811	Daiwa Capital Mkt	Hutchison European Warrants Mar 2013 C	0.380	78.800	2013/03/08	128,000,000	2012/10/25
20812	Daiwa Capital Mkt	SHK Ppt European Warrants Mar 2013 B	0.210	123.000	2013/03/04	80,000,000	2012/10/25
20814	Daiwa Capital Mkt	Tencent Holdings European Wts Jul 2013 B	0.160	308.88 per 100 units	2013/07/22	128,000,000	2012/10/25
20797	Goldman Sachs SP (Asia)	Anhui Conch Euro Wts Jun 2013 B	0.251	28.880	2013/06/10	80,000,000	2012/10/25
20796	Goldman Sachs SP (Asia)	Angang Steel Euro Wts May 2013 A	0.439	4.88 per unit	2013/05/30	80,000,000	2012/10/25
20795	Goldman Sachs SP (Asia)	Hutchison European Wts Mar 2013 B	0.155	90.880	2013/03/18	80,000,000	2012/10/25
20808	Macquarie Bank Ltd.	HSBC European Warrants Jul 2013 A	0.150	86.880	2013/07/08	200,000,000	2012/10/25
20807	UBS AG	China Mobile European Warrants Mar 2013 B	0.370	86.730	2013/03/01	200,000,000	2012/10/25
20798	UBS AG	HSI European Put Warrants Apr 2013 A	0.250	21,700 per 8,800 units	2013/04/29	300,000,000	2012/10/25
20800	UBS AG	ICBC European Warrants Mar 2013 B	0.240	5.29 per unit	2013/03/25	100,000,000	2012/10/25
20799	UBS AG	Ping An European Warrants Feb 2013 B	0.200	70.050	2013/02/25	100,000,000	2012/10/25
19276 *	Merrill Lynch Int'l & Co. C.V.	HSI Euro Put Wts Jan 2013 B	0.049	20,200 per 8,000 units	2013/01/30	250,000,000	2012/10/25
20819	BOCI Asia Ltd.	HSI European Warrants Jun 2013 C	0.250	22,200 per 5,400 units	2013/06/27	100,000,000	2012/10/26
20820	BOCI Asia Ltd.	HSI European Put Warrants Mar 2013 E	0.150	21,400 per 8,000 units	2013/03/27	100,000,000	2012/10/26
20829	Credit Suisse AG	ChiUnicom European Warrants Apr 2013 B	0.550	15.88 per unit	2013/04/29	80,000,000	2012/10/26
20825	Credit Suisse AG	HSI European Warrants Jun 2013 A	0.150	21,900 per 8,000 units	2013/06/27	200,000,000	2012/10/26
20826	Credit Suisse AG	HSI European Put Warrants Apr 2013 A	0.190	21,900 per 8,800 units	2013/04/29	200,000,000	2012/10/26
20830	Credit Suisse AG	ICBC European Warrants Apr 2013 A	0.250	5.68 per unit	2013/04/29	80,000,000	2012/10/26
20831	Credit Suisse AG	ICBC European Put Warrants Jul 2013 A	0.250	4.18 per unit	2013/07/09	80,000,000	2012/10/26
20827	Credit Suisse AG	Ping An European Warrants Mar 2013 A	0.330	65.900	2013/03/11	80,000,000	2012/10/26
20836	Citigroup Global Mkt H Inc.	Anhui Conch Euro Wts Jul 2013A	0.250	33.000	2013/07/29	100,000,000	2012/10/26
20839	Citigroup Global Mkt H Inc.	A50 China Euro Wts May 2013 A	0.180	12.28 per unit	2013/05/13	100,000,000	2012/10/26
20837	Citigroup Global Mkt H Inc.	HSBC European Wts Jul 2013 A	0.250	90.000	2013/07/02	100,000,000	2012/10/26
20838	Citigroup Global Mkt H Inc.	SHK Ppt Euro Wts Apr 2013 A	0.250	125.000	2013/04/29	100,000,000	2012/10/26
20816	HK Bank	HSI European Warrants Sep 2014 A	0.250	23,000 per 8,000 units	2014/09/29	200,000,000	2012/10/26
20817	HK Bank	HSI European Put Warrants Dec 2014 A	0.250	20,000 per 12,000 units	2014/12/30	200,000,000	2012/10/26
20818	HK Bank	HSI European Put Warrants Dec 2014 B	0.250	18,800 per 9,800 units	2014/12/30	200,000,000	2012/10/26
20834	Macquarie Bank Ltd.	Sinopec Corp European Wts Dec 2014 A	0.150	8.880	2014/12/02	180,000,000	2012/10/26
20833	Macquarie Bank Ltd.	PetroChina European Wts Aug 2013 A	0.150	11.280	2013/08/30	180,000,000	2012/10/26
20847	Merrill Lynch Int'l & Co. C.V.	Ch Mobile Eur Wt Apr 2013 A	0.465	87.990	2013/04/29	40,000,000	2012/10/26
20846	Merrill Lynch Int'l & Co. C.V.	Ch Mobile Eur Wt May 2013 B	0.260	96.990	2013/05/27	40,000,000	2012/10/26
20845	Merrill Lynch Int'l & Co. C.V.	Ch Mobile Eur Wt Jun 2013 A	0.270	101.990	2013/06/10	40,000,000	2012/10/26
20844	Merrill Lynch Int'l & Co. C.V.	Ch Mobile Eu Put Wt May13 A	0.485	82.990	2013/05/06	40,000,000	2012/10/26
20842	Merrill Lynch Int'l & Co. C.V.	A50 China Eur Wt May 2013 B	0.190	12.30 per unit	2013/05/13	60,000,000	2012/10/26
20840	Merrill Lynch Int'l & Co. C.V.	A50 China Eu Put Wt Apr13 B	0.740	9.89 per unit	2013/04/29	40,000,000	2012/10/26
20841	Merrill Lynch Int'l & Co. C.V.	A50 China Eu Put Wt May13 A	0.221	11.860	2013/05/14	50,000,000	2012/10/26
20822	Standard Chartered Bank	China Life European Wts Apr 2013 A	0.150	24.420	2013/04/08	100,000,000	2012/10/26

Newly listed derivative warrants (continued)

Code	Issuer	Name of issue	Issue prices (HK\$)	Strike level/ Subscription price (HK\$) per 10 units	Subscription/ exercise period	Unit issued on initial listing	Listing date
20821	Standard Chartered Bank	China Mobile Euro Wts Mar 2013 A	0.150	95.050	2013/03/11	100,000,000	2012/10/26
20823	Standard Chartered Bank	HSBC European Put Wts Jun 2013 A	0.340	68.880	2013/06/28	100,000,000	2012/10/26
20824	SGA Societe Generale Acceptance N.V.	ICBC Eu Wt May 2013 B	0.260	5.50 per unit	2013/05/06	150,000,000	2012/10/26
20815	SGA Societe Generale Acceptance N.V.	JIANC Eu Wt Apr2013 B	0.160	22.800	2013/04/29	100,000,000	2012/10/26
20832	UBS AG	China Mobile European Warrants Mar 2013 C	0.200	95.000	2013/03/11	200,000,000	2012/10/26
20835	UBS AG	HSI European Warrants Apr 2013 B	0.250	22,600 per 6,300 units	2013/04/29	300,000,000	2012/10/26
20859	BOCI Asia Ltd.	A50 China European Warrants May 2013 A	0.190	12.28 per unit	2013/05/20	100,000,000	2012/10/29
20872	BNP Paribas Arbit Issu B.V.	China Life Euro Wts Oct 2014 A	0.260	28.000	2014/10/06	200,000,000	2012/10/29
20873	BNP Paribas Arbit Issu B.V.	CLP European Wts Sep 2013 A	0.270	72.000	2013/09/03	38,000,000	2012/10/29
20874	BNP Paribas Arbit Issu B.V.	Lenovo European Wts Aug 2013 A	0.550	7.28 per unit	2013/08/02	93,000,000	2012/10/29
20875	BNP Paribas Arbit Issu B.V.	Shanghai Electric Eu Wt Jul13A	0.390	3.50 per unit	2013/07/03	26,000,000	2012/10/29
20869	Credit Suisse AG	CNOOC European Put Warrants Mar 2013 B	0.150	15.860	2013/03/25	70,000,000	2012/10/29
20870	Credit Suisse AG	HSBC European Put Warrants Apr 2013 D	0.170	65.000	2013/04/29	70,000,000	2012/10/29
20868	Credit Suisse AG	Ping An European Put Warrants Mar 2013 B	0.150	52.000	2013/03/11	70,000,000	2012/10/29
20879	Citigroup Global Mkt H Inc.	HSI European Wts Jun 2013 A	0.150	21,800 per 8,000 units	2013/06/27	100,000,000	2012/10/29
20867	Daiwa Capital Mkt	HSCEI European Warrants Jun 2013 D	0.250	11,000 per 3,900 units	2013/06/27	100,000,000	2012/10/29
20866	Goldman Sachs SP (Asia)	BankComm European Wts Jun 2013 A	0.259	6.80 per unit	2013/06/24	80,000,000	2012/10/29
20863	Goldman Sachs SP (Asia)	China Tel European Wts May 2013 A	0.256	6 per unit	2013/05/20	80,000,000	2012/10/29
20864	Goldman Sachs SP (Asia)	China Unicom Euro Wts Mar 2014 A	0.253	14.800	2014/03/03	80,000,000	2012/10/29
20853	Goldman Sachs SP (Asia)	HSCEI European Warrants Apr 2013 A	0.255	11,000 per 2,800 units	2013/04/29	150,000,000	2012/10/29
20854	Goldman Sachs SP (Asia)	HSCEI European Warrants May 2013 A	0.256	11,400 per 2,500 units	2013/05/30	150,000,000	2012/10/29
20855	Goldman Sachs SP (Asia)	HSCEI European Put Wts Apr 2013 B	0.252	10,000 per 2,500 units	2013/04/29	150,000,000	2012/10/29
20856	Goldman Sachs SP (Asia)	HSCEI European Put Wts May 2013 B	0.251	9,500 per 2,300 units	2013/05/30	150,000,000	2012/10/29
20876	Goldman Sachs SP (Asia)	JIANC European Warrants Aug 2013 A	0.255	24.480	2013/08/26	80,000,000	2012/10/29
20865	Goldman Sachs SP (Asia)	PetroChina European Wts Jun 2013 A	0.531	12.38 per unit	2013/06/24	80,000,000	2012/10/29
20857	HK Bank	A50 China European Warrants Jul 2013 A	0.150	8.890	2013/07/15	150,000,000	2012/10/29
20858	HK Bank	A50 China European Put Warrants Jun 2014 A	0.150	10.160	2014/06/25	100,000,000	2012/10/29
20881	J P Morgan SP BV	A50 China European Warrants Jul 2013 A	0.250	11.88 per unit	2013/07/02	200,000,000	2012/10/29
20877	Macquarie Bank Ltd.	China Overseas European Wts Dec 2013 A	0.250	24.000	2013/12/04	180,000,000	2012/10/29
20878	Macquarie Bank Ltd.	Chi Res Land European Wts Jun 2013 A	0.250	18.000	2013/06/03	180,000,000	2012/10/29
20861	Macquarie Bank Ltd.	Poly HK Inv European Wts May 2013 A	0.255	5.88 per unit	2013/05/13	100,000,000	2012/10/29
20852	Nomura Int'l plc	CITIC Bank European Warrants Jun 2013 A	0.257	4.80 per unit	2013/06/28	50,000,000	2012/10/29
20851	Nomura Int'l plc	Digital China European Wts Sep 2013 A	0.253	13.680	2013/09/30	50,000,000	2012/10/29
20848	Nomura Int'l plc	Henderson Land Dev Euro Wts Sep 2013 A	0.278	68.880	2013/09/30	50,000,000	2012/10/29
20884	UBS AG	BOC HK European Warrants Dec 2013 A	0.150	26.050	2013/12/16	100,000,000	2012/10/29
20883	UBS AG	BOCL European Put Warrants Jun 2013 A	0.180	2.79 per unit	2013/06/17	100,000,000	2012/10/29
20860	UBS AG	CC Bank European Warrants Mar 2013 C	0.200	6.29 per unit	2013/03/12	200,000,000	2012/10/29
20887	UBS AG	China Coal European Warrants Jun 2013 A	0.600	8.88 per unit	2013/06/28	100,000,000	2012/10/29
20888	UBS AG	China National Building European Wts Mar 2013 A	0.540	10.90 per unit	2013/03/11	100,000,000	2012/10/29
20880	UBS AG	Sinopec Corp European Warrants Apr 2013 A	0.250	9.88 per unit	2013/04/29	100,000,000	2012/10/29
20885	UBS AG	China Shenhua European Warrants Mar 2013 A	0.210	36.050	2013/03/25	100,000,000	2012/10/29
20882	UBS AG	Evergrande European Warrants Mar 2013 A	0.270	3.90 per unit	2013/03/25	100,000,000	2012/10/29
20889	UBS AG	HSI European Put Warrants Jun 2013 B	0.290	22,600 per 9,000 units	2013/06/27	300,000,000	2012/10/29

Newly listed derivative warrants (continued)

Code	Issuer	Name of issue	Issue prices (HK\$)	Strike level/ Subscription price (HK\$) per 10 units	Subscription/ exercise period	Unit issued on initial listing	Listing date
20871	UBS AG	ICBC European Put Warrants Apr 2013 B	0.250	4.58 per unit	2013/04/29	100,000,000	2012/10/29
20862	UBS AG	Jiangxi Copper European Warrants Apr 2013 A	0.250	23.000	2013/04/29	100,000,000	2012/10/29
20886	UBS AG	Zijin Mining European Warrants Mar 2013 A	0.230	3.79 per unit	2013/03/27	100,000,000	2012/10/29
17963 #	UBS AG	HSCEI European Warrants Dec 2012 B	0.047	11,200 per 4,100 units	2012/12/28	250,000,000	2012/10/29
20893	Credit Suisse AG	Sinopec Corp European Warrants Apr 2013 A	0.300	9.58 per unit	2013/04/29	80,000,000	2012/10/30
20896	Credit Suisse AG	A50 China European Warrants Apr 2013 A	0.250	11.78 per unit	2013/04/29	80,000,000	2012/10/30
20894	Credit Suisse AG	HKEx European Warrants Mar 2013 C	0.330	150.000	2013/03/18	80,000,000	2012/10/30
20895	Credit Suisse AG	HKEx European Put Warrants Aug 2013 A	0.150	120.18 per 100 units	2013/08/26	80,000,000	2012/10/30
20891	J P Morgan SP BV	BOC HK European Warrants Sep 2013 A	0.150	25.880	2013/09/02	150,000,000	2012/10/30
20890	J P Morgan SP BV	CPIC European Warrants May 2013 A	0.250	26.880	2013/05/02	200,000,000	2012/10/30
20892	J P Morgan SP BV	PetroChina European Warrants Jul 2013 A	0.530	12 per unit	2013/07/02	100,000,000	2012/10/30
20898	UBS AG	HSCEI European Warrants Jun 2013 C	0.250	11,400 per 3,800 units	2013/06/27	100,000,000	2012/10/30
20897	UBS AG	HSCEI European Put Warrants Jun 2013 B	0.250	10,600 per 5,000 units	2013/06/27	100,000,000	2012/10/30
20924	BNP Paribas Arbit Issu B.V.	BOCL European Wts Jan 2015 A	0.260	3.80 per unit	2015/01/05	100,000,000	2012/10/31
20916	Credit Suisse AG	CNBM European Warrants Mar 2013 B	0.500	10.90 per unit	2013/03/11	70,000,000	2012/10/31
20915	Credit Suisse AG	Jiangxi Copper European Wts Apr 2013 A	0.160	22.800	2013/04/22	70,000,000	2012/10/31
20913	Credit Suisse AG	Tencent Holdings European Wts Jul 2013 A	0.180	308.90 per 100 units	2013/07/22	100,000,000	2012/10/31
20914	Credit Suisse AG	Tencent Holdings Euro Put Wts Mar 2013 D	0.170	255 per 100 units	2013/03/28	100,000,000	2012/10/31
20917	Credit Suisse AG	Yanzhou Coal European Warrants May 2013 A	0.850	14.88 per unit	2013/05/03	70,000,000	2012/10/31
20907	Daiwa Capital Mkt	Agricultural Bank European Wts Aug 2013 A	0.250	4 per unit	2013/08/23	128,000,000	2012/10/31
20904	Daiwa Capital Mkt	CCB European Warrants Mar 2013 A	0.150	6.888 per unit	2013/03/25	128,000,000	2012/10/31
20909	Daiwa Capital Mkt	China Life European Warrants Apr 2013 B	0.160	24.380	2013/04/08	188,000,000	2012/10/31
20908	Daiwa Capital Mkt	Hutchison European Warrants Apr 2013 B	0.170	90.880	2013/04/02	168,000,000	2012/10/31
20905	Daiwa Capital Mkt	ICBC European Warrants Mar 2013 A	0.150	5.888 per unit	2013/03/01	168,000,000	2012/10/31
20906	Daiwa Capital Mkt	ICBC European Warrants Sep 2013 A	0.250	6.68 per unit	2013/09/19	128,000,000	2012/10/31
20921	Goldman Sachs SP (Asia)	CC Bank Euro Put Wts Jul 2013 A	0.286	5 per unit	2013/07/02	60,000,000	2012/10/31
20901	Goldman Sachs SP (Asia)	HSI European Warrants Oct 2013 A	0.250	22,200 per 6,500 units	2013/10/30	150,000,000	2012/10/31
20920	Goldman Sachs SP (Asia)	SHK Ppt European Wts May 2013 A	0.259	135.000	2013/05/27	80,000,000	2012/10/31
20910	HK Bank	CNBM European Warrants Jan 2014 A	0.170	10.300	2014/01/27	80,000,000	2012/10/31
20903	J P Morgan SP BV	BOCL European Warrants Jul 2013 B	0.250	3.25 per unit	2013/07/02	200,000,000	2012/10/31
20902	J P Morgan SP BV	Geely Auto European Warrants Sep 2013 A	0.336	3.80 per unit	2013/09/25	100,000,000	2012/10/31
20923	J P Morgan SP BV	HKEx European Warrants Jun 2013 A	0.250	158.880	2013/06/03	100,000,000	2012/10/31
20922	J P Morgan SP BV	Tencent European Put Warrants Jun 2013 B	0.250	268.88 per 100 units	2013/06/25	200,000,000	2012/10/31
20912	CC Rabobank B.A.	CNBM European Warrants Jan 2014 A	0.150	10.290	2014/01/24	200,000,000	2012/10/31
20899	SGA Societe Generale Acceptance N.V.	A50 Ch Eu Wt Mar2013 B	0.350	10.52 per unit	2013/03/04	50,000,000	2012/10/31
20900	SGA Societe Generale Acceptance N.V.	HKEx Eu Wt Jun 2014 A	0.150	138.98 per 100 units	2014/06/23	300,000,000	2012/10/31
20918	UBS AG	AIA European Warrants Sep 2013 B	0.250	36.880	2013/09/30	100,000,000	2012/10/31
20919	UBS AG	Tencent Holdings European Put Warrants Mar 2013 B	0.150	248.60 per 100 units	2013/03/04	100,000,000	2012/10/31
17224 #	Daiwa Capital Mkt	A50 China European Warrants Aug 2013 A	0.042	10.580	2013/08/01	632,000,000	2012/10/31
20935	BNP Paribas Arbit Issu B.V.	BOCL European Put Wts Sep 2013 A	0.250	2.80 per unit	2013/09/04	100,000,000	2012/11/01
20931	BNP Paribas Arbit Issu B.V.	HSI European Wts Jun 2013 A	0.150	21,800 per 8,000 units	2013/06/27	200,000,000	2012/11/01
20930	BNP Paribas Arbit Issu B.V.	HSI European Wts Apr 2014 A	0.250	23,000 per 5,500 units	2014/04/29	200,000,000	2012/11/01
20937	BNP Paribas Arbit Issu B.V.	Tencent Hldgs Eu Wt Aug 2013 A	0.230	299.80 per 100 units	2013/08/05	100,000,000	2012/11/01

Newly listed derivative warrants (continued)

Code	Issuer	Name of issue	Issue prices (HK\$)	Strike level/ Subscription price (HK\$) per 10 units	Subscription/ exercise period	Unit issued on initial listing	Listing date
20936	BNP Paribas Arbit Issu B.V.	Tencent Eu Put Wt Jul 2013 B	0.250	258 per 100 units	2013/07/04	100,000,000	2012/11/01
20938	Credit Suisse AG	AIA European Warrants May 2013 A	0.250	32.880	2013/05/27	80,000,000	2012/11/01
20939	Daiwa Capital Mkt	AIA European Warrants Jun 2013 B	0.250	32.880	2013/06/04	80,000,000	2012/11/01
20926	HK Bank	AIA European Warrants Sep 2013 A	0.170	35.050	2013/09/26	80,000,000	2012/11/01
20927	HK Bank	Minsheng Bank European Warrants Jul 2013 A	0.300	8.18 per unit	2013/07/15	60,000,000	2012/11/01
20925	HK Bank	HSI European Put Warrants Apr 2013 A	0.190	22,000 per 8,000 units	2013/04/29	150,000,000	2012/11/01
20928	J P Morgan SP BV	HSI European Warrants May 2013 A	0.250	22,200 per 6,800 units	2013/05/30	300,000,000	2012/11/01
20929	J P Morgan SP BV	HSI European Put Warrants May 2013 B	0.250	22,600 per 9,000 units	2013/05/30	300,000,000	2012/11/01
20945	CC Rabobank B.A.	GAC European Warrants May 2013 A	0.350	6.80 per unit	2013/05/02	60,000,000	2012/11/01
20941	CC Rabobank B.A.	Galaxy Ent European Put Wts May 2013 A	0.250	22.800	2013/05/13	100,000,000	2012/11/01
20940	CC Rabobank B.A.	Gome European Warrants May 2014 A	0.250	1.05 per unit	2014/05/26	100,000,000	2012/11/01
20942	CC Rabobank B.A.	Hang Lung Ppt European Wts Mar 2013 A	0.150	30.050	2013/03/25	70,000,000	2012/11/01
20943	CC Rabobank B.A.	Sino Land European Warrants Apr 2013 A	0.150	15.900	2013/04/25	120,000,000	2012/11/01
20934	Standard Chartered Bank	AIA European Warrants Oct 2013 A	0.250	34.280	2013/10/02	100,000,000	2012/11/01
20932	Standard Chartered Bank	China Mobile Euro Wts May 2013 B	0.250	100.000	2013/05/24	100,000,000	2012/11/01
20933	Standard Chartered Bank	Tencent Hldg Eu Put Wts Jul 2013 A	0.250	248 per 100 units	2013/07/03	100,000,000	2012/11/01
20965	BNP Paribas Arbit Issu B.V.	Chi Res Land Eu Wts Jul2013 A	0.250	19.200	2013/07/03	100,000,000	2012/11/02
20967	BNP Paribas Arbit Issu B.V.	Dongfeng Motor Eur Wt Sep 2014 A	0.250	11.300	2014/09/02	100,000,000	2012/11/02
20966	BNP Paribas Arbit Issu B.V.	Kerry Ppt Euro Wts Jul 2013 A	0.360	44.000	2013/07/03	28,000,000	2012/11/02
20959	Credit Suisse AG	HSI European Warrants Apr 2013 B	0.200	22,700 per 6,300 units	2013/04/29	200,000,000	2012/11/02
20960	Daiwa Capital Mkt	HSI European Warrants Apr 2013 B	0.160	22,600 per 6,300 units	2013/04/29	200,000,000	2012/11/02
20955	HK Bank	Cheung Kong European Warrants Jun 2013 A	0.250	142.880	2013/06/18	80,000,000	2012/11/02
20957	HK Bank	China Mobile European Warrants Jun 2013 A	0.250	96.880	2013/06/18	100,000,000	2012/11/02
20952	HK Bank	A50 China European Warrants Jun 2013 A	0.250	11.68 per unit	2013/06/24	60,000,000	2012/11/02
20956	HK Bank	HWL European Warrants Mar 2013 C	0.150	90.930	2013/03/20	100,000,000	2012/11/02
20953	HK Bank	SHK Ppt European Warrants May 2013 A	0.250	131.800	2013/05/02	80,000,000	2012/11/02
20958	Macquarie Bank Ltd.	New World Dev European Wts Feb 2015 A	0.250	14.000	2015/02/03	250,000,000	2012/11/02
20951	Standard Chartered Bank	CNBM European Warrants Jan 2014 A	0.200	10.280	2014/01/24	100,000,000	2012/11/02
20948	Standard Chartered Bank	HSI European Put Wts Jun 2013 B	0.250	23,000 per 10,000 units	2013/06/27	200,000,000	2012/11/02
20961	Standard Chartered Bank	Li & Fung European Wts Aug 2014 A	0.250	14.880	2014/08/04	100,000,000	2012/11/02
20949	Standard Chartered Bank	SHK P European Warrants Feb 2013 B	0.250	123.100	2013/02/25	60,000,000	2012/11/02
20950	Standard Chartered Bank	SHK P European Warrants Sep 2013 A	0.250	148.000	2013/09/05	60,000,000	2012/11/02
20946	SGA Societe Generale Acceptance N.V.	CP&CC Eu Wt May2013 A	0.250	9.68 per unit	2013/05/06	50,000,000	2012/11/02
20947	SGA Societe Generale Acceptance N.V.	HKEEx Eu Wt Jun 2013 A	0.370	158.880	2013/06/03	30,000,000	2012/11/02
20968	UBS AG	Galaxy Ent European Warrants Jun 2013 A	0.250	33.880	2013/06/24	100,000,000	2012/11/02
20964	UBS AG	Sands China European Warrants Apr 2013 A	0.210	33.850	2013/04/17	100,000,000	2012/11/02
20963	UBS AG	SHK Ppt European Warrants Feb 2013 A	0.230	123.100	2013/02/25	100,000,000	2012/11/02
18324 #	Standard Chartered Bank	A50 China Euro Warrants May 2014 A	0.083	10.000	2014/05/07	150,000,000	2012/11/02
20979	Bank of East Asia	Angang Steel European Warrants May2013 A	0.180	6.76 per unit	2013/05/10	60,000,000	2012/11/05
20980	Bank of East Asia	CNBM European Warrants Jan 2014 A	0.170	10.300	2014/01/24	150,000,000	2012/11/05
20970	HK Bank	HSI European Warrants May 2013 B	0.250	20,700 per 8,000 units	2013/05/30	250,000,000	2012/11/05
20971	HK Bank	HSI European Warrants May 2013 C	0.250	21,300 per 7,500 units	2013/05/30	250,000,000	2012/11/05
20973	Nomura Int'l plc	Esprit European Warrants Sep 2013 C	0.267	8.680	2013/09/30	50,000,000	2012/11/05

Newly listed derivative warrants (continued)

Code	Issuer	Name of issue	Issue prices (HK\$)	Strike level/ Subscription price (HK\$) per 10 units	Subscription/ exercise period	Unit issued on initial listing	Listing date
20972	Nomura Int'l plc	Esprit European Warrants Dec 2013 A	0.250	10.000	2013/12/23	50,000,000	2012/11/05
20976	Nomura Int'l plc	Evergrande European Warrants Jun 2013 A	0.289	3.98 per unit	2013/06/28	50,000,000	2012/11/05
20974	Nomura Int'l plc	Zoomlion European Warrants Mar 2014 A	0.251	10.680	2014/03/31	50,000,000	2012/11/05
20975	Nomura Int'l plc	Zhaojin Mining European Wts Oct 2013 A	0.193	14.300	2013/10/23	80,000,000	2012/11/05
20977	SGA Societe Generale Acceptance N.V.	CK(H) Eu Wt Mar2013 C	0.395	123.000	2013/03/13	50,000,000	2012/11/05
20969	SGA Societe Generale Acceptance N.V.	SHK P Eu Wt Apr2013 A	0.330	122.010	2013/04/15	50,000,000	2012/11/05
20978	UBS AG	New World European Warrants Jul 2013 A	0.160	11.95 per 9 units	2013/07/29	100,000,000	2012/11/05
20990	Citigroup Global Mkt H Inc.	Sinopec Corp Eu Wts Jul 2013 A	0.250	9.80 per unit	2013/07/02	100,000,000	2012/11/06
20989	Citigroup Global Mkt H Inc.	HSBC Euro Put Wts May 2013 A	0.150	62.880	2013/05/03	100,000,000	2012/11/06
20991	Citigroup Global Mkt H Inc.	HSI European Put Wt Apr 2013 A	0.170	22,000 per 8,800 units	2013/04/29	100,000,000	2012/11/06
20985	Goldman Sachs SP (Asia)	CITIC Sec European Wts Oct 2013 A	0.250	16.680	2013/10/28	80,000,000	2012/11/06
20983	Goldman Sachs SP (Asia)	CNBM European Warrants Jan 2014 A	0.166	10.280	2014/01/24	80,000,000	2012/11/06
20981	Goldman Sachs SP (Asia)	China Shenhua Euro Wts Jul 2013 A	0.253	38.000	2013/07/29	80,000,000	2012/11/06
20982	Goldman Sachs SP (Asia)	Ping An European Wts Feb 2013 B	0.190	68.880	2013/02/25	80,000,000	2012/11/06
20988	J P Morgan SP BV	CC Bank Euro Put Wts Jul 2013 A	0.363	5.38 per unit	2013/07/02	100,000,000	2012/11/06
20986	J P Morgan Int'l Der. Ltd.	HSCEI European Wts Jun 2013 C	0.150	11,400 per 3,800 units	2013/06/27	300,000,000	2012/11/06
20987	J P Morgan SP BV	ICBC European Put Wts Jul 2013 B	0.299	4.68 per unit	2013/07/02	100,000,000	2012/11/06
20992	Standard Chartered Bank	SHK P European Put Wts Feb 2015 A	0.250	108 per 100 units	2015/02/26	200,000,000	2012/11/06
20984	SGA Societe Generale Acceptance N.V.	SHK P Eu Wt Jun2013 A	0.450	114.880	2013/06/03	50,000,000	2012/11/06
20993	UBS AG	CPIC European Warrants Jul 2013 A	0.210	26.930	2013/07/26	100,000,000	2012/11/06
20995	UBS AG	ICBC European Warrants Apr 2013 C	0.180	5.69 per unit	2013/04/22	100,000,000	2012/11/06
20994	UBS AG	SPDR Gold Trust European Warrants May 2013 A	0.510	1,408 per 100 units	2013/05/09	100,000,000	2012/11/06
21013	BOCI Asia Ltd.	Anhui Conch European Warrants Jun 2013 A	0.200	30.000	2013/06/03	100,000,000	2012/11/07
21014	BOCI Asia Ltd.	BOCL European Warrants Jun 2013 A	0.150	3.33 per unit	2013/06/03	100,000,000	2012/11/07
21021	Bank of East Asia	AAC Acoustic European Warrants Jun2013 A	0.250	36.000	2013/06/26	50,000,000	2012/11/07
21020	Bank of East Asia	China COSCO European Warrants Jun 2013 A	0.250	5.191 per unit	2013/06/06	50,000,000	2012/11/07
21024	Bank of East Asia	Lenovo European Warrants Nov 2014 A	0.200	4.810	2014/11/24	320,000,000	2012/11/07
21022	Bank of East Asia	New World Dev European Warrants Aug 13 A	0.160	11.918 per 9 units	2013/08/12	130,000,000	2012/11/07
21023	Bank of East Asia	SHK Ppt European Warrants Jun 2014 A	0.250	84 per 100 units	2014/06/26	180,000,000	2012/11/07
21019	Macquarie Bank Ltd.	Agricultural Bk Euro Put Wt Jul 2013 A	0.250	2.88 per unit	2013/07/03	100,000,000	2012/11/07
21018	Macquarie Bank Ltd.	BOCL European Put Warrants Jul 2013 A	0.250	2.80 per unit	2013/07/03	100,000,000	2012/11/07
21025	Macquarie Bank Ltd.	CC Bank European Put Wts Jul 2013 A	0.250	4.80 per unit	2013/07/03	100,000,000	2012/11/07
21017	Macquarie Bank Ltd.	Minsheng Bank European Wts Jun 2013 A	0.250	8.68 per unit	2013/06/04	100,000,000	2012/11/07
21016	Macquarie Bank Ltd.	ICBC European Put Warrants Jul 2013 A	0.185	4.18 per unit	2013/07/03	100,000,000	2012/11/07
21015	Macquarie Bank Ltd.	Ping An European Put Wts Jun 2013 A	0.250	50.000	2013/06/04	150,000,000	2012/11/07
20996	Merrill Lynch Int'l & Co. C.V.	AIA Euro Wts Sep 2013 A	0.188	35.050	2013/09/30	60,000,000	2012/11/07
20999	Merrill Lynch Int'l & Co. C.V.	Sinopec Euro Wts Apr 2013 A	0.280	9.51 per unit	2013/04/22	40,000,000	2012/11/07
21000	Merrill Lynch Int'l & Co. C.V.	Sinopec Euro Wts May 2013 A	0.475	8.71 per unit	2013/05/27	40,000,000	2012/11/07
20997	Merrill Lynch Int'l & Co. C.V.	Hutchison Eur Wt Apr 2013 A	0.300	84.050	2013/04/22	40,000,000	2012/11/07
20998	Merrill Lynch Int'l & Co. C.V.	PetroChina Eu Wt May 2013 A	0.450	12.28 per unit	2013/05/13	40,000,000	2012/11/07
21001	Merrill Lynch Int'l & Co. C.V.	Ping An Euro Wts Jul 2013 A	0.250	74.810	2013/07/29	40,000,000	2012/11/07
21011	CC Rabobank B.A.	AIA European Warrants Sep 2013 A	0.170	33.930	2013/09/09	150,000,000	2012/11/07
21010	CC Rabobank B.A.	AIA European Put Warrants May 2013 A	0.150	28.450	2013/05/28	150,000,000	2012/11/07

Newly listed derivative warrants (continued)

Code	Issuer	Name of issue	Issue prices (HK\$)	Strike level/ Subscription price (HK\$) per 10 units	Subscription/ exercise period	Unit issued on initial listing	Listing date
21009	CC Rabobank B.A.	CNBM European Put Warrants Apr 2014 B	0.250	8.880	2014/04/22	120,000,000	2012/11/07
21012	CC Rabobank B.A.	Chinanes Cement European Wts May 2013 A	0.450	6.15 per unit	2013/05/07	60,000,000	2012/11/07
21008	CC Rabobank B.A.	ChiUnicom European Warrants Sep 2013 A	0.150	13.200	2013/09/26	120,000,000	2012/11/07
21002	UBS AG	China Mobile European Warrants Jun 2013 A	0.250	102.880	2013/06/10	200,000,000	2012/11/07
21005	UBS AG	HKEx European Warrants May 2013 A	0.290	163.880	2013/05/13	100,000,000	2012/11/07
21006	UBS AG	HSCEI European Warrants Jun 2013 D	0.150	11,000 per 3,900 units	2013/06/27	200,000,000	2012/11/07
21007	UBS AG	HSCEI European Put Warrants Jun 2013 E	0.150	11,000 per 8,800 units	2013/06/27	100,000,000	2012/11/07
21003	UBS AG	ICBC European Warrants May 2013 A	0.250	6 per unit	2013/05/09	100,000,000	2012/11/07
21004	UBS AG	KECL European Warrants Sep 2013 A	0.150	15.020	2013/09/09	100,000,000	2012/11/07
17711 #	Daiwa Capital Mkt	A50 China European Warrants Jan 2013 A	0.035	9.880	2013/01/02	300,000,000	2012/11/07
20674 #	UBS AG	HSCEI European Put Warrants Mar 2013 B	0.073	10,150 per 5,000 units	2013/03/27	200,000,000	2012/11/07
21045	Goldman Sachs Sp (Asia)	ICBC European Warrants May 2013 A	0.172	6.01 per unit	2013/05/27	60,000,000	2012/11/08
21050	Macquarie Bank Ltd.	CLP European Warrants Nov 2013 A	0.250	77.000	2013/11/04	180,000,000	2012/11/08
21052	Macquarie Bank Ltd.	Chi Resources European Wts Jul 2013 A	0.250	30.000	2013/07/03	180,000,000	2012/11/08
21051	Macquarie Bank Ltd.	Sh Electric European Wts May 2013 A	0.250	4.18 per unit	2013/05/08	80,000,000	2012/11/08
21053	Macquarie Bank Ltd.	Tingyi European Warrants Jul 2013 A	0.250	26.000	2013/07/03	180,000,000	2012/11/08
21038	Merrill Lynch Int'l & Co. C.V.	BOCL European Wt Dec 2013 A	0.250	3.59 per unit	2013/12/16	50,000,000	2012/11/08
21043	Merrill Lynch Int'l & Co. C.V.	HKEx Eur Put Wts Oct 2013 A	0.250	133.90 per 100 units	2013/10/28	50,000,000	2012/11/08
21042	Merrill Lynch Int'l & Co. C.V.	HSBC Euro Put Wt May 2013 B	0.370	71.990	2013/05/14	50,000,000	2012/11/08
21040	Merrill Lynch Int'l & Co. C.V.	HS Bank Euro Wts Jul 2013 A	0.370	124.990	2013/07/22	50,000,000	2012/11/08
21026	Merrill Lynch Int'l & Co. C.V.	HSI European Wts Apr 2013 B	0.215	22,700 per 6,300 units	2013/04/29	100,000,000	2012/11/08
21027	Merrill Lynch Int'l & Co. C.V.	HSI European Wts May 2013 A	0.250	22,300 per 6,400 units	2013/05/30	100,000,000	2012/11/08
21039	Merrill Lynch Int'l & Co. C.V.	Hutchison Eur Wt Apr 2013 B	0.410	80.050	2013/04/08	50,000,000	2012/11/08
21041	Merrill Lynch Int'l & Co. C.V.	Hutchison Eu Put Wt Mar 13 C	0.285	70.830	2013/03/13	50,000,000	2012/11/08
21048	CC Rabobank B.A.	HKEx European Warrants Jun 2014 A	0.150	138.98 per 100 units	2014/06/20	120,000,000	2012/11/08
21046	CC Rabobank B.A.	HKEx European Put Warrants Sep 2013 A	0.150	120.18 per 100 units	2013/09/06	120,000,000	2012/11/08
21047	CC Rabobank B.A.	Lenovo European Warrants Apr 2013 A	0.250	7.39 per unit	2013/04/02	120,000,000	2012/11/08
21049	CC Rabobank B.A.	Shanghai Electric European Wts May 2013 A	0.350	3.60 per unit	2013/05/13	80,000,000	2012/11/08
21035	SGA Societe Generale Acceptance N.V.	AGBK Eu Wt May 2013 A	0.250	3.58 per unit	2013/05/15	120,000,000	2012/11/08
21036	SGA Societe Generale Acceptance N.V.	AGBK Eu Wt Aug 2013 A	0.180	4 per unit	2013/08/19	120,000,000	2012/11/08
21037	SGA Societe Generale Acceptance N.V.	CCB Eur Wt Mar 2013 A	0.225	6.29 per unit	2013/03/13	120,000,000	2012/11/08
21030	SGA Societe Generale Acceptance N.V.	CITIC Pac Eu Wt May13A	0.550	11.58 per unit	2013/05/08	30,000,000	2012/11/08
21031	SGA Societe Generale Acceptance N.V.	Evergrande Eu Wt May13 A	0.260	4.20 per unit	2013/05/08	50,000,000	2012/11/08
21032	SGA Societe Generale Acceptance N.V.	HSBC Eu Wt May 2013 B	0.405	78.000	2013/05/08	168,000,000	2012/11/08
21033	SGA Societe Generale Acceptance N.V.	HSBC Eu Wt Jul 2013 A	0.205	86.880	2013/07/08	168,000,000	2012/11/08
21028	SGA Societe Generale Acceptance N.V.	HSCEI Eu Wt Dec 13 A	0.220	10,600 per 5,000 units	2013/12/30	200,000,000	2012/11/08
21029	SGA Societe Generale Acceptance N.V.	HSCEI Eu Put Wt Jun13A	0.205	10,600 per 5,000 units	2013/06/27	200,000,000	2012/11/08
21034	SGA Societe Generale Acceptance N.V.	Lenovo Eu Wt May 13 A	0.285	7.48 per unit	2013/05/08	50,000,000	2012/11/08
21054	UBS AG	CC Bank European Put Warrants May 2013 A	0.200	5.08 per unit	2013/05/13	100,000,000	2012/11/08
21055	UBS AG	China Life European Put Warrants Jun 2013 B	0.150	19.780	2013/06/24	100,000,000	2012/11/08
21044	UBS AG	HSBC European Warrants Jun 2013 B	0.160	90.050	2013/06/24	100,000,000	2012/11/08
21056	UBS AG	HSI European Put Warrants Apr 2013 C	0.150	22,000 per 8,800 units	2013/04/29	300,000,000	2012/11/08
21072	BOCI Asia Ltd.	China Life European Warrants Jun 2013 A	0.150	25.000	2013/06/04	100,000,000	2012/11/09

Newly listed derivative warrants (continued)

Code	Issuer	Name of issue	Issue prices (HK\$)	Strike level/ Subscription price (HK\$) per 10 units	Subscription/ exercise period	Unit issued on initial listing	Listing date
21071	BOCI Asia Ltd.	Ch Overseas European Warrants Apr 2013 A	0.160	22.000	2013/04/03	100,000,000	2012/11/09
21073	BOCI Asia Ltd.	ICBC European Warrants Mar 2013 A	0.150	5.88 per unit	2013/03/01	100,000,000	2012/11/09
21083	BNP Paribas Arbit Issu B.V.	AIA European Wts Jan 2014 A	0.250	36.000	2014/01/03	100,000,000	2012/11/09
21085	BNP Paribas Arbit Issu B.V.	China COSCO Euro Wt Aug 2013 A	0.630	4.28 per unit	2013/08/02	37,000,000	2012/11/09
21079	Credit Suisse AG	AIA European Warrants Sep 2013 A	0.220	36.900	2013/09/23	80,000,000	2012/11/09
21076	Credit Suisse AG	CC Bank European Warrants Apr 2013 A	0.200	6.59 per unit	2013/04/29	80,000,000	2012/11/09
21077	Credit Suisse AG	CC Bank European Warrants Apr 2013 B	0.150	6.89 per unit	2013/04/08	80,000,000	2012/11/09
21078	Credit Suisse AG	CC Bank European Put Warrants May 2013 A	0.150	5.08 per unit	2013/05/13	80,000,000	2012/11/09
21080	Credit Suisse AG	HKEx European Warrants May 2013 B	0.250	165.880	2013/05/13	80,000,000	2012/11/09
21087	Credit Suisse AG	HSBC European Wts May 2013 A	0.250	86.880	2013/05/13	80,000,000	2012/11/09
21086	Credit Suisse AG	HSBC European Wts Jun 2013 A	0.160	90.000	2013/06/24	80,000,000	2012/11/09
21074	Credit Suisse AG	Hutchison European Warrants Mar 2013 D	0.150	90.900	2013/03/18	80,000,000	2012/11/09
21075	Credit Suisse AG	ICBC European Warrants May 2013 A	0.180	6 per unit	2013/05/27	80,000,000	2012/11/09
21088	Credit Suisse AG	Tencent Holdings European Wts May 2013 A	0.250	296.88 per 100 units	2013/05/27	80,000,000	2012/11/09
21095	Daiwa Capital Mkt	HSI European Warrants May 2013 E	0.250	23,200 per 6,000 units	2013/05/30	200,000,000	2012/11/09
21093	Daiwa Capital Mkt	HSI European Put Warrants May 2013 C	0.180	23,800 per 15,000 units	2013/05/30	200,000,000	2012/11/09
21094	Daiwa Capital Mkt	HSI European Put Warrants May 2013 D	0.260	23,000 per 10,000 units	2013/05/30	200,000,000	2012/11/09
21060	Goldman Sachs SP (Asia)	CPIC European Warrants Sep 2013 A	0.250	29.880	2013/09/30	80,000,000	2012/11/09
21061	Goldman Sachs SP (Asia)	Evergrande European Wts Aug 2013 A	0.250	4.50 per unit	2013/08/26	80,000,000	2012/11/09
21057	Goldman Sachs SP (Asia)	HSBC European Warrants Jul 2013 A	0.179	86.880	2013/07/08	80,000,000	2012/11/09
21059	Goldman Sachs SP (Asia)	KECL European Warrants Dec 2013 A	0.159	15.880	2013/12/02	80,000,000	2012/11/09
21058	Goldman Sachs SP (Asia)	Swire Pacific A Euro Wt Jul 2013 A	0.259	108.000	2013/07/22	68,000,000	2012/11/09
21082	J P Morgan SP BV	HSI European Warrants May 2013 C	0.250	22,800 per 6,400 units	2013/05/30	300,000,000	2012/11/09
21090	Macquarie Bank Ltd.	Anhui Conch European Wts Jul 2013 A	0.250	33.000	2013/07/03	180,000,000	2012/11/09
21091	Macquarie Bank Ltd.	CNBM European Warrants May 2014 A	0.250	12.000	2014/05/05	180,000,000	2012/11/09
21092	Macquarie Bank Ltd.	HKEx European Warrants Jul 2014 A	0.157	138.88 per 100 units	2014/07/03	250,000,000	2012/11/09
21089	Macquarie Bank Ltd.	PICC P&C European Warrants Aug 2013 A	0.250	18.50 per unit	2013/08/02	100,000,000	2012/11/09
21062	Nomura Int'l plc	CNBM European Warrants Jan 2014 A	0.210	10.280	2014/01/29	75,000,000	2012/11/09
21064	Nomura Int'l plc	CNOOC European Put Warrants Mar 2014 A	0.250	15.000	2014/03/31	50,000,000	2012/11/09
21065	Nomura Int'l plc	Sinopec European Warrants Nov 2014 A	0.150	8.880	2014/11/28	100,000,000	2012/11/09
21066	Nomura Int'l plc	HSBC European Warrants Apr 2013 B	0.320	80.000	2013/04/30	50,000,000	2012/11/09
21063	Nomura Int'l plc	ICBC European Warrants Jun 2013 A	0.250	5.50 per unit	2013/06/28	50,000,000	2012/11/09
21067	Standard Chartered Bank	Hutchison Euro Euro Wts Mar 2013 C	0.150	88.700	2013/03/18	100,000,000	2012/11/09
21069	SGA Societe Generale Acceptance N.V.	A50 Ch Eu Wt Apr2013 A	0.155	12.20 per unit	2013/04/22	65,000,000	2012/11/09
21068	SGA Societe Generale Acceptance N.V.	HSI Eu Put Wt May 13 C	0.220	22,600 per 9,000 units	2013/05/30	300,000,000	2012/11/09
21081	SGA Societe Generale Acceptance N.V.	HSI Eu Put Wt Jun 13 D	0.160	22,400 per 12,000 units	2013/06/27	300,000,000	2012/11/09
21070	SGA Societe Generale Acceptance N.V.	Petch Eu Wt Jul2013 A	0.345	12.48 per unit	2013/07/08	50,000,000	2012/11/09
16839 #	Merrill Lynch Int'l & Co. C.V.	HSI European Wts Dec 2012 A	0.042	22,700 per 8,000 units	2012/12/28	250,000,000	2012/11/09
17616 #	Daiwa Capital Mkt	HSBC European Warrants Jan 2013 B	0.063	84.800	2013/01/21	300,000,000	2012/11/09
19179 #	Daiwa Capital Mkt	A50 China European Warrants May 2014 A	0.107	9.990	2014/05/02	872,000,000	2012/11/09
21101	Goldman Sachs SP (Asia)	Galaxy Ent Euro Wts Jul 2013 A	0.250	34.000	2013/07/29	80,000,000	2012/11/12
21099	Goldman Sachs SP (Asia)	HSBC European Put Wts Jun 2013 A	0.305	70.880	2013/06/10	80,000,000	2012/11/12
21100	Goldman Sachs SP (Asia)	Sands China Euro Wts Jul 2013 A	0.250	36.880	2013/07/29	80,000,000	2012/11/12

Newly listed derivative warrants (continued)

Code	Issuer	Name of issue	Issue prices (HK\$)	Strike level/ Subscription price (HK\$) per 10 units	Subscription/ exercise period	Unit issued on initial listing	Listing date
21109	Goldman Sachs SP (Asia)	Sands China Eur Put Wts Jul 2013 B	0.250	26.880	2013/07/22	80,000,000	2012/11/12
21104	HK Bank	AIA European Put Warrants Jun 2013 B	0.250	30.980	2013/06/17	100,000,000	2012/11/12
21106	HK Bank	CNBM European Warrants Dec 2014 A	0.250	11.580	2014/12/23	60,000,000	2012/11/12
21105	HK Bank	Galaxy Ent European Warrants Jun 2013 A	0.250	32.270	2013/06/03	60,000,000	2012/11/12
21108	HK Bank	HSCEI European Warrants Dec 2014 A	0.250	11,600 per 5,000 units	2014/12/30	150,000,000	2012/11/12
21103	HK Bank	HSI European Warrants Apr 2013 B	0.160	22,700 per 6,300 units	2013/04/29	250,000,000	2012/11/12
21107	HK Bank	HSI European Put Warrants May 2013 D	0.250	22,800 per 8,000 units	2013/05/30	250,000,000	2012/11/12
21102	HK Bank	ICBC European Warrants May 2013 A	0.200	6.01 per unit	2013/05/27	60,000,000	2012/11/12
21111	Macquarie Bank Ltd.	Datang European Warrants Oct 2013 A	0.250	3.38 per unit	2013/10/03	100,000,000	2012/11/12
21110	Macquarie Bank Ltd.	Foxconn European Warrants Jun 2013 A	0.250	4.88 per unit	2013/06/04	100,000,000	2012/11/12
21113	Macquarie Bank Ltd.	HSCEI European Warrants Jun 2013 A	0.150	11,400 per 3,800 units	2013/06/27	200,000,000	2012/11/12
21114	Macquarie Bank Ltd.	HSCEI European Put Warrants Jun 2013 B	0.250	10,400 per 3,800 units	2013/06/27	200,000,000	2012/11/12
21096	Standard Chartered Bank	Galaxy Ent European Wts Aug 2013 B	0.280	33.880	2013/08/08	80,000,000	2012/11/12
21097	Standard Chartered Bank	HSBC European Warrants Aug 2013 A	0.250	88.880	2013/08/08	150,000,000	2012/11/12
21098	Standard Chartered Bank	HSI European Warrants Apr 2013 A	0.150	22,710 per 6,300 units	2013/04/29	200,000,000	2012/11/12
21112	UBS AG	HSBC European Warrants Mar 2016 A	0.150	78.05 per 100 units	2016/03/23	300,000,000	2012/11/12
18212 #	Merrill Lynch Int'l & Co. C.V.	HKEx Euro Wts Jul 2013 A	0.108	133.98 per 100 units	2013/07/25	100,000,000	2012/11/12
21130	Goldman Sachs SP (Asia)	HSI European Warrants Apr 2013 A	0.154	22,700 per 6,300 units	2013/04/29	100,000,000	2012/11/13
21131	Goldman Sachs SP (Asia)	HSI European Put Wts Apr 2013 B	0.158	21,800 per 8,000 units	2013/04/29	100,000,000	2012/11/13
21115	Goldman Sachs SP (Asia)	Tencent European Wt Aug 2013 A	0.251	312 per 100 units	2013/08/05	80,000,000	2012/11/13
21116	Goldman Sachs SP (Asia)	Tencent European Put Wt Jun 2013 A	0.250	263.88 per 100 units	2013/06/10	80,000,000	2012/11/13
21119	HK Bank	Ch Ship Cont European Warrants Jul 2013 A	0.250	2.98 per unit	2013/07/02	60,000,000	2012/11/13
21117	HK Bank	Foxconn European Warrants Jul 2013 A	0.250	4.88 per unit	2013/07/09	60,000,000	2012/11/13
21118	HK Bank	Tencent European Warrants Jul 2013 A	0.160	309.08 per 100 units	2013/07/22	100,000,000	2012/11/13
21127	J P Morgan SP BV	HSI European Warrants Apr 2013 C	0.150	22,600 per 6,300 units	2013/04/29	300,000,000	2012/11/13
21126	Macquarie Bank Ltd.	AIA European Warrants Jun 2013 A	0.250	33.000	2013/06/04	100,000,000	2012/11/13
21128	Macquarie Bank Ltd.	A50 China European Warrants Mar 2013 C	0.250	10.50 per unit	2013/03/04	100,000,000	2012/11/13
21120	CC Rabobank B.A.	Belle Int'l European Warrants Sep 2013 A	0.180	16.900	2013/09/23	120,000,000	2012/11/13
21124	CC Rabobank B.A.	China Agri European Warrants May 2013 A	0.350	5.90 per unit	2013/05/13	80,000,000	2012/11/13
21122	CC Rabobank B.A.	Henganintl European Warrants Jul 2013 A	0.450	86.930	2013/07/15	80,000,000	2012/11/13
21123	CC Rabobank B.A.	New World Dev European Wts Jan 2015 A	0.170	14.020	2015/01/27	150,000,000	2012/11/13
21121	CC Rabobank B.A.	SHK Ppt European Warrants Apr 2013 B	0.250	122.110	2013/04/15	120,000,000	2012/11/13
13525 #	BOCI Asia Ltd.	HSI European Put Warrants Dec 2012 B	0.050	21,800 per 8,000 units	2012/12/28	200,000,000	2012/11/13
21137	BNP Paribas Arbit Issu B.V.	HKEx Euro Put Wts Sep 2013 A	0.170	127.90 per 100 units	2013/09/16	100,000,000	2012/11/14
21144	Credit Suisse AG	China Mobile European Warrants Jun 2013 A	0.250	103.880	2013/06/03	80,000,000	2012/11/14
21145	Citigroup Global Mkt H Inc.	CC Bank European Wt Aug 2013 A	0.250	7 per unit	2013/08/02	100,000,000	2012/11/14
21138	HK Bank	BYD European Warrants Sep 2013 A	0.250	20.980	2013/09/30	80,000,000	2012/11/14
21134	HK Bank	CM Bank European Warrants Sep 2013 A	0.150	15.890	2013/09/27	100,000,000	2012/11/14
21136	HK Bank	China Overseas European Warrants Oct 2013 A	0.250	24.380	2013/10/08	80,000,000	2012/11/14
21135	HK Bank	Zhaojin Mining European Warrants Oct 2013 A	0.150	16.240	2013/10/30	80,000,000	2012/11/14
21133	J P Morgan Int'l Der. Ltd.	CC Bank European Wts Mar 2013 C	0.150	6.88 per unit	2013/03/25	200,000,000	2012/11/14
21142	Macquarie Bank Ltd.	BYD European Warrants Jul 2013 A	0.250	22.500	2013/07/03	150,000,000	2012/11/14
21140	Macquarie Bank Ltd.	Geely Auto European Wts May 2013 A	0.157	4.68 per unit	2013/05/03	100,000,000	2012/11/14

Newly listed derivative warrants (continued)

Code	Issuer	Name of issue	Issue prices (HK\$)	Strike level/ Subscription price (HK\$) per 10 units	Subscription/ exercise period	Unit issued on initial listing	Listing date
21143	Macquarie Bank Ltd.	Yuexiu Property Euro Wts Dec 2013 A	0.250	2.88 per unit	2013/12/03	100,000,000	2012/11/14
21141	UBS AG	BYD European Warrants May 2013 A	0.250	22.880	2013/05/14	100,000,000	2012/11/14
21139	UBS AG	Evergrande European Warrants Apr 2013 A	0.270	4.39 per unit	2013/04/16	100,000,000	2012/11/14
21174	Credit Suisse AG	Agricultural Bank European Wts Jul 2013 A	0.180	3.81 per unit	2013/07/29	80,000,000	2012/11/15
21175	Credit Suisse AG	CC Bank European Warrants Feb 2013 B	0.250	6.09 per unit	2013/02/25	80,000,000	2012/11/15
21173	Credit Suisse AG	A50 China European Warrants Mar 2013 B	0.180	10.96 per unit	2013/03/25	80,000,000	2012/11/15
21172	Goldman Sachs SP (Asia)	Chi Resources Euro Wt Jul 2013 A	0.251	30.880	2013/07/29	100,000,000	2012/11/15
21151	HK Bank	BOCL European Warrants Oct 2013 A	0.250	3.48 per unit	2013/10/08	80,000,000	2012/11/15
21152	HK Bank	Evergrande European Warrants Jun 2013 A	0.250	4.58 per unit	2013/06/24	60,000,000	2012/11/15
21154	HK Bank	Luk Fook Hold European Warrants Jun 2013 A	0.250	25.180	2013/06/17	100,000,000	2012/11/15
21153	HK Bank	New World Dev European Warrants Jan 2015 A	0.170	14.000	2015/01/27	100,000,000	2012/11/15
21176	J P Morgan SP BV	CAM CSI300 European Warrants Jul 2013 A	0.250	30.000	2013/07/15	180,000,000	2012/11/15
21163	J P Morgan SP BV	BEA European Warrants Oct 2013 A	0.250	32.880	2013/10/02	50,000,000	2012/11/15
21161	J P Morgan SP BV	BOCL European Warrants May 2013 A	0.251	3.38 per unit	2013/05/15	200,000,000	2012/11/15
21162	J P Morgan SP BV	China Mob European Wts Jun 2013 A	0.250	100.000	2013/06/03	200,000,000	2012/11/15
21164	J P Morgan SP BV	China Mob European Wts Jun 2013 B	0.338	93.880	2013/06/03	200,000,000	2012/11/15
21166	J P Morgan SP BV	A50 China European Warrants Apr 2013 A	0.250	10.88 per unit	2013/04/15	200,000,000	2012/11/15
21165	J P Morgan SP BV	Hutchison European Warrants Jun 2013 A	0.448	80.880	2013/06/03	180,000,000	2012/11/15
21167	J P Morgan SP BV	Zijin Mining European Warrants Aug 2013 B	0.250	3.88 per unit	2013/08/01	88,000,000	2012/11/15
21177	Macquarie Bank Ltd.	CAM CSI300 European Warrants Nov2013 A	0.250	31.880	2013/11/04	130,000,000	2012/11/15
21170	Macquarie Bank Ltd.	CRCC European Warrants Jun 2013 A	0.298	11 per unit	2013/06/04	100,000,000	2012/11/15
21171	Macquarie Bank Ltd.	Chinanes Cement European Wt Jun 2013 A	0.419	6.88 per unit	2013/06/04	100,000,000	2012/11/15
21169	Macquarie Bank Ltd.	Galaxy Ent European Wts Jul 2013 A	0.250	35.000	2013/07/03	150,000,000	2012/11/15
21168	Macquarie Bank Ltd.	Sands China European Wts Jun 2013 A	0.250	39.000	2013/06/04	150,000,000	2012/11/15
21150	Merrill Lynch Int'l & Co. C.V.	Ch Life Eur Put Wt Jul 13 B	0.250	22.500	2013/07/29	40,000,000	2012/11/15
21149	Merrill Lynch Int'l & Co. C.V.	Ch Shenhua Eu Wt Jul 2013 A	0.250	38.010	2013/07/15	40,000,000	2012/11/15
21148	Merrill Lynch Int'l & Co. C.V.	JX Copper Eu Wts Aug 2013 A	0.200	23.550	2013/08/19	60,000,000	2012/11/15
21146	Merrill Lynch Int'l & Co. C.V.	Tencent Euro Wts Jul 2013 A	0.203	309.08 per 100 units	2013/07/22	60,000,000	2012/11/15
21147	Merrill Lynch Int'l & Co. C.V.	Tencent Eu Put Wt Apr2013 B	0.170	259.98 per 100 units	2013/04/15	60,000,000	2012/11/15
21156	CC Rabobank B.A.	Evergrande European Warrants Apr 2013 A	0.250	4.39 per unit	2013/04/16	120,000,000	2012/11/15
21155	CC Rabobank B.A.	Want Want China European Wts Jan 2014 A	0.250	11.800	2014/01/27	80,000,000	2012/11/15
21160	Standard Chartered Bank	Zijin Mining Euro Wts Aug 2013 A	0.250	4.08 per unit	2013/08/30	80,000,000	2012/11/15
21158	SGA Societe Generale Acceptance N.V.	ICBC Eu Wt May 2013 C	0.200	6 per unit	2013/05/27	150,000,000	2012/11/15
21159	SGA Societe Generale Acceptance N.V.	ICBC Eu Wt Sep 2013 A	0.150	6.68 per unit	2013/09/16	150,000,000	2012/11/15
18126 #	Goldman Sachs SP (Asia)	A50 China European Wts Jul 2013 A	0.045	10.600	2013/07/25	230,000,000	2012/11/15
19766 #	Merrill Lynch Int'l & Co. C.V.	Ch Mobile Eur Wt Jan 2013 A	0.037	100.930	2013/01/25	280,000,000	2012/11/15
21186	J P Morgan Int'l Der. Ltd.	CC Bank European Wts Jun 2013 A	0.358	6 per unit	2013/06/03	200,000,000	2012/11/16
21184	J P Morgan SP BV	HSCEI European Put Warrants Jun 2013 D	0.250	10,600 per 4,800 units	2013/06/27	300,000,000	2012/11/16
21182	J P Morgan SP BV	HSI European Warrants May 2013 D	0.253	20,600 per 8,000 units	2013/05/30	300,000,000	2012/11/16
21183	J P Morgan SP BV	HSI European Warrants Jun 2013 B	0.250	21,200 per 8,000 units	2013/06/27	300,000,000	2012/11/16
21185	J P Morgan SP BV	ICBC European Warrants May 2013 A	0.151	6 per unit	2013/05/02	200,000,000	2012/11/16
21180	Nomura Int'l plc	A50 China European Warrants May 2013 A	0.500	10 per unit	2013/05/31	30,000,000	2012/11/16
21181	Nomura Int'l plc	A50 China European Put Wts May 2013 B	0.410	9 per unit	2013/05/31	35,000,000	2012/11/16

Newly listed derivative warrants (continued)

Code	Issuer	Name of issue	Issue prices (HK\$)	Strike level/ Subscription price (HK\$) per 10 units	Subscription/ exercise period	Unit issued on initial listing	Listing date
21178	Nomura Int'l plc	Link REIT European Warrants Aug 2013 A	0.350	38.000	2013/08/30	50,000,000	2012/11/16
21179	Nomura Int'l plc	Link REIT European Put Wts Dec 2013 A	0.250	33.680	2013/12/23	50,000,000	2012/11/16
21187	UBS AG	CAM CSI300 European Warrants Sep 2013 A	0.250	31.880	2013/09/30	100,000,000	2012/11/16
21200	BNP Paribas Arbit Issu B.V.	AAC Acoustic Eu Wts Nov 2013 A	0.400	36.880	2013/11/04	76,000,000	2012/11/19
21202	BNP Paribas Arbit Issu B.V.	China Life Euro Wts Jul 2013 A	0.190	23.900	2013/07/03	200,000,000	2012/11/19
21204	BNP Paribas Arbit Issu B.V.	Ch Mer Hold Euro Wts Dec2013 A	0.310	28.880	2013/12/03	55,000,000	2012/11/19
21201	BNP Paribas Arbit Issu B.V.	Ch Mobile Euro Wts May 2013 A	0.190	100.050	2013/05/31	200,000,000	2012/11/19
21199	BNP Paribas Arbit Issu B.V.	Geely Auto Euro Wts Aug 2013 B	0.410	4.30 per unit	2013/08/02	59,000,000	2012/11/19
21198	BNP Paribas Arbit Issu B.V.	Greatwall Motor Eu Wt Jul2013A	0.310	26.680	2013/07/03	86,000,000	2012/11/19
21197	BNP Paribas Arbit Issu B.V.	Hang Lung Ppt Eu Wt Dec 2013 A	0.250	31.880	2013/12/03	95,000,000	2012/11/19
21203	BNP Paribas Arbit Issu B.V.	HSBC European Wts Aug 2013 A	0.250	88.900	2013/08/02	200,000,000	2012/11/19
21195	BNP Paribas Arbit Issu B.V.	Jiangxi Copper Eu Wt Sep2013 A	0.250	21.800	2013/09/03	100,000,000	2012/11/19
21196	BNP Paribas Arbit Issu B.V.	Ting Yi European Wts Aug 2013 A	0.250	26.680	2013/08/02	90,000,000	2012/11/19
21191	HK Bank	CAM CSI300 European Warrants Nov 2013 A	0.250	33.000	2013/11/25	50,000,000	2012/11/19
21192	Macquarie Bank Ltd.	KECL European Warrants Dec 2013 A	0.150	15.880	2013/12/03	180,000,000	2012/11/19
21190	CC Rabobank B.A.	Brilliance Chi European Warrants Aug2013A	0.150	9.310	2013/08/27	100,000,000	2012/11/19
21188	CC Rabobank B.A.	Galaxy Ent European Warrants May 2013 B	0.250	32.000	2013/05/20	100,000,000	2012/11/19
21189	CC Rabobank B.A.	Poly HK Inv European Warrants May 2013 A	0.250	5.89 per unit	2013/05/06	80,000,000	2012/11/19
21193	UBS AG	Anhui Conch European Warrants May 2013 A	0.250	28.880	2013/05/20	100,000,000	2012/11/19
21194	UBS AG	Tencent Holdings European Put Warrants Apr 2013 B	0.180	259.80 per 100 units	2013/04/15	100,000,000	2012/11/19
21211	BNP Paribas Arbit Issu B.V.	CKI Holdings Eu Wts Sep 2013 A	0.300	53.380	2013/09/03	35,000,000	2012/11/20
21214	BNP Paribas Arbit Issu B.V.	Ch Railway Euro Wts Sep 2013 A	0.480	5.20 per unit	2013/09/03	40,000,000	2012/11/20
21213	BNP Paribas Arbit Issu B.V.	Luk Fook Hold Eu Wt Oct2013 A	0.310	22.880	2013/10/03	61,000,000	2012/11/20
21212	BNP Paribas Arbit Issu B.V.	Yanzhou Coal Eur Wt Nov 2014 A	0.250	12.680	2014/11/04	100,000,000	2012/11/20
21219	Credit Suisse AG	CAM CSI300 European Warrants May 2013 A	0.250	29.000	2013/05/27	50,000,000	2012/11/20
21224	Credit Suisse AG	Sinopec Corp European Warrants Feb 2013 A	0.280	8.39 per unit	2013/02/25	60,000,000	2012/11/20
21220	Credit Suisse AG	HKEx European Warrants Apr 2013 A	0.500	140.000	2013/04/08	60,000,000	2012/11/20
21225	Credit Suisse AG	HSI European Warrants Mar 2013 D	0.150	21,300 per 6,200 units	2013/03/27	200,000,000	2012/11/20
21223	Credit Suisse AG	Hutchison European Warrants Apr 2013 A	0.400	80.000	2013/04/08	60,000,000	2012/11/20
21218	Credit Suisse AG	Link REIT European Warrants Aug 2013 A	0.250	45.800	2013/08/26	50,000,000	2012/11/20
21205	HK Bank	China Railway European Warrants Aug 2013 A	0.250	5 per unit	2013/08/26	50,000,000	2012/11/20
21207	CC Rabobank B.A.	CITIC Pacific European Wts Apr 2013 B	0.500	11.60 per unit	2013/04/30	100,000,000	2012/11/20
21215	CC Rabobank B.A.	Ch LongYuan European Warrants May 2013 A	0.380	5.50 per unit	2013/05/20	60,000,000	2012/11/20
21217	CC Rabobank B.A.	Ch Mobile European Warrants Apr 2013 A	0.280	92.050	2013/04/22	120,000,000	2012/11/20
21209	CC Rabobank B.A.	CNBM European Warrants May 2013 A	0.600	11.22 per unit	2013/05/20	120,000,000	2012/11/20
21208	CC Rabobank B.A.	Sinopec Corp European Warrants May 2013 A	0.370	8.72 per unit	2013/05/20	100,000,000	2012/11/20
21210	CC Rabobank B.A.	China Railway European Wts May 2013 A	0.290	4.98 per unit	2013/05/20	50,000,000	2012/11/20
21216	CC Rabobank B.A.	China Shenhua European Warrants Apr2013 A	0.180	33.930	2013/04/26	100,000,000	2012/11/20
21206	CC Rabobank B.A.	Datang European Warrants Aug 2013 A	0.250	3.08 per unit	2013/08/12	80,000,000	2012/11/20
21226	UBS AG	China Tel European Warrants Mar 2013 B	0.340	4.28 per unit	2013/03/25	100,000,000	2012/11/20
19256 #	Merrill Lynch Int'l & Co. C.V.	Tencent Euro Wts Mar 2013 B	0.071	278.89 per 100 units	2013/03/11	150,000,000	2012/11/20
20385 #	Merrill Lynch Int'l & Co. C.V.	Tencent Euro Wts Apr 2013 A	0.082	288.20 per 100 units	2013/04/22	140,000,000	2012/11/20
21232	BNP Paribas Arbit Issu B.V.	CR Cement Euro Wts Jun 2013 A	0.450	5.38 per unit	2013/06/04	51,000,000	2012/11/21

Newly listed derivative warrants (continued)

Code	Issuer	Name of issue	Issue prices (HK\$)	Strike level/ Subscription price (HK\$) per 10 units	Subscription/ exercise period	Unit issued on initial listing	Listing date
21233	BNP Paribas Arbit Issu B.V.	HKEx European Wts Apr 2013 A	0.230	149.000	2013/04/02	77,000,000	2012/11/21
21234	BNP Paribas Arbit Issu B.V.	HSI European Wts May 2013 A	0.150	22,800 per 6,400 units	2013/05/30	200,000,000	2012/11/21
21235	BNP Paribas Arbit Issu B.V.	HSI Euro Put Wts Jun 2013 B	0.260	20,800 per 7,000 units	2013/06/27	200,000,000	2012/11/21
21231	BNP Paribas Arbit Issu B.V.	Yanzhou Coal Eur Wt Apr 2014 A	0.180	12.020	2014/04/02	100,000,000	2012/11/21
21241	Goldman Sachs SP (Asia)	China Mobile Euro Wts Jun 2013 A	0.356	90.880	2013/06/17	80,000,000	2012/11/21
21242	Goldman Sachs SP (Asia)	China Mobile Euro Wts Jun 2013 B	0.250	98.000	2013/06/24	80,000,000	2012/11/21
21250	Goldman Sachs SP (Asia)	CPIC European Warrants Jul 2013 A	0.152	26.880	2013/07/29	80,000,000	2012/11/21
21240	Goldman Sachs SP (Asia)	HSBC European Warrants Jul 2013 B	0.280	78.880	2013/07/02	80,000,000	2012/11/21
21239	Goldman Sachs SP (Asia)	Ping An European Wts Jun 2013 A	0.358	66.000	2013/06/24	80,000,000	2012/11/21
21230	J P Morgan SP BV	Cheung Kong European Warrants May 2013 A	0.250	135.000	2013/05/27	100,000,000	2012/11/21
21229	J P Morgan SP BV	HSBC European Warrants Apr 2013 A	0.150	82.000	2013/04/08	200,000,000	2012/11/21
21228	J P Morgan SP BV	HSBC European Put Warrants Jun 2013 A	0.251	64.880	2013/06/24	200,000,000	2012/11/21
21243	Macquarie Bank Ltd.	Ch LongYuan European Wts Jun 2013 A	0.250	6.38 per unit	2013/06/04	100,000,000	2012/11/21
21245	Macquarie Bank Ltd.	China Tel European Warrants Jul 2013 A	0.250	4.80 per unit	2013/07/03	100,000,000	2012/11/21
21244	Macquarie Bank Ltd.	Hang Seng Bank European Wts Jun 2013 A	0.250	130.000	2013/06/04	150,000,000	2012/11/21
21247	CC Rabobank B.A.	CC Bank European Warrants May 2013 A	0.500	5.60 per unit	2013/05/30	100,000,000	2012/11/21
21246	CC Rabobank B.A.	CC Bank European Warrants Sep 2013 A	0.250	6.20 per unit	2013/09/27	120,000,000	2012/11/21
21248	CC Rabobank B.A.	Ch State Con European Warrants May 2013 A	0.700	11.20 per unit	2013/05/21	80,000,000	2012/11/21
21249	CC Rabobank B.A.	Yanzhou Coal European Warrants Mar 2014 A	0.250	10.800	2014/03/28	90,000,000	2012/11/21
21236	Standard Chartered Bank	CTel European Warrants Sep 2013 A	0.250	4.88 per unit	2013/09/02	100,000,000	2012/11/21
21238	Standard Chartered Bank	A50 China Euro Warrants Apr 2013 A	0.150	12.18 per unit	2013/04/30	100,000,000	2012/11/21
21237	Standard Chartered Bank	PetroChina European Wts Nov 2013 A	0.150	9.800	2013/11/01	100,000,000	2012/11/21
21227	SGA Societe Generale Acceptance N.V.	HKEx Eu Wt May 2013 A	0.575	138.880	2013/05/22	50,000,000	2012/11/21
14918 *	Standard Chartered Bank	HKEx European Warrants Aug 2013	0.074	133.88 per 100 units	2013/08/01	150,000,000	2012/11/21
21265	Credit Suisse AG	Lenovo European Warrants Feb 2013 B	0.180	8.51 per unit	2013/02/28	60,000,000	2012/11/22
21262	Credit Suisse AG	Tencent Holdings European Wts Feb 2013 D	0.150	255 per 100 units	2013/02/25	80,000,000	2012/11/22
21264	Credit Suisse AG	Tencent Holdings European Wts Apr 2013 B	0.230	258.88 per 100 units	2013/04/30	80,000,000	2012/11/22
21260	Goldman Sachs SP (Asia)	Agri Bk European Wts Jul 2013 A	0.169	3.80 per unit	2013/07/26	80,000,000	2012/11/22
21256	Goldman Sachs SP (Asia)	CQRC Bank European Wts Jul 2013 A	0.250	4 per unit	2013/07/22	80,000,000	2012/11/22
21261	Goldman Sachs SP (Asia)	CRCC European Warrants Jun 2013 A	0.685	10 per unit	2013/06/28	80,000,000	2012/11/22
21257	Goldman Sachs SP (Asia)	Hutchison European Wts Jun 2013 A	0.251	88.000	2013/06/24	80,000,000	2012/11/22
21258	Goldman Sachs SP (Asia)	MTRC European Warrants Jan 2014 A	0.251	32.000	2014/01/27	80,000,000	2012/11/22
21254	J P Morgan SP BV	China Life European Put Wts Oct 2013 A	0.250	20.880	2013/10/02	300,000,000	2012/11/22
21253	J P Morgan SP BV	China Mob European Wts Jun 2013 C	0.347	88.880	2013/06/04	200,000,000	2012/11/22
21252	J P Morgan SP BV	Hutchison European Warrants Jun 2013 B	0.250	88.880	2013/06/17	180,000,000	2012/11/22
21251	J P Morgan SP BV	ICBC European Warrants Jul 2013 C	0.253	5.28 per unit	2013/07/02	200,000,000	2012/11/22
21255	Standard Chartered Bank	BOCL European Warrants May 2013 A	0.150	3.33 per unit	2013/05/31	100,000,000	2012/11/22
21270	UBS AG	Esprit European Warrants Sep 2013 A	0.250	14.880	2013/09/30	100,000,000	2012/11/22
21269	UBS AG	HKEx European Warrants Apr 2013 A	0.450	140.090	2013/04/08	100,000,000	2012/11/22
21267	UBS AG	HSBC European Put Warrants Apr 2013 C	0.185	64.950	2013/04/23	100,000,000	2012/11/22
21271	UBS AG	Link REIT European Warrants Jul 2013 B	0.250	45.880	2013/07/15	100,000,000	2012/11/22
21266	UBS AG	Ping An European Warrants Mar 2013 B	0.210	65.930	2013/03/13	100,000,000	2012/11/22
21268	UBS AG	Tencent Holdings European Warrants Jun 2013 A	0.176	278.20 per 100 units	2013/06/27	200,000,000	2012/11/22

Newly listed derivative warrants (continued)

Code	Issuer	Name of issue	Issue prices (HK\$)	Strike level/ Subscription price (HK\$) per 10 units	Subscription/ exercise period	Unit issued on initial listing	Listing date
21290	Goldman Sachs SP (Asia)	SPDR Gold Trust Euro Wt Jun 2013 A	0.252	1,480 per 100 units	2013/06/03	80,000,000	2012/11/23
21286	HK Bank	Li & Fung European Warrants Jul 2014 A	0.180	14.900	2014/07/28	80,000,000	2012/11/23
21285	HK Bank	Tencent European Warrants Jul 2013 B	0.250	268 per 100 units	2013/07/16	100,000,000	2012/11/23
21289	Macquarie Bank Ltd.	Ping An European Warrants Jun 2013 B	0.250	67.500	2013/06/04	100,000,000	2012/11/23
21288	Macquarie Bank Ltd.	Shimao Ppt European Wts Oct 2013 A	0.250	18.000	2013/10/07	180,000,000	2012/11/23
21274	Nomura Int'l plc	CC Bank European Warrants May 2013 A	0.250	6.18 per unit	2013/05/31	50,000,000	2012/11/23
21275	Nomura Int'l plc	China Mobile European Warrants Jun 2013 A	0.250	92.500	2013/06/28	50,000,000	2012/11/23
21273	Nomura Int'l plc	New World Dev European Wts Jul 2013 A	0.150	11.95 per 9 units	2013/07/31	75,000,000	2012/11/23
21276	Nomura Int'l plc	Ping An European Warrants Jun 2013 A	0.380	64.000	2013/06/28	35,000,000	2012/11/23
21272	Nomura Int'l plc	SHK P European Put Warrants Feb 2015 A	0.170	108 per 100 units	2015/02/27	100,000,000	2012/11/23
21283	Standard Chartered Bank	Esprit European Wts Aug 2013 A	0.250	13.880	2013/08/05	80,000,000	2012/11/23
21284	Standard Chartered Bank	Esprit European Wts Nov 2014 A	0.300	11.880	2014/11/03	60,000,000	2012/11/23
21282	Standard Chartered Bank	Ping An European Wts Mar 2013 A	0.350	61.350	2013/03/06	100,000,000	2012/11/23
21287	Standard Chartered Bank	Tencent Hldg Eu Put Wts Jul 2013 B	0.250	228.88 per 100 units	2013/07/22	100,000,000	2012/11/23
21277	SGA Societe Generale Acceptance N.V.	CCB Eur Wt Jul 2013 A	0.325	6 per unit	2013/07/15	150,000,000	2012/11/23
21279	SGA Societe Generale Acceptance N.V.	CCB Eur Wt Aug 2013 A	0.260	6.35 per unit	2013/08/12	150,000,000	2012/11/23
21280	SGA Societe Generale Acceptance N.V.	HWL Eur Wt Jun 2013 A	0.325	85.000	2013/06/17	150,000,000	2012/11/23
21281	SGA Societe Generale Acceptance N.V.	HWL Eur Wt Jul 2013 A	0.255	90.000	2013/07/15	150,000,000	2012/11/23
21291	UBS AG	CAM CSI300 European Warrants Jun 2013 A	0.250	29.880	2013/06/24	100,000,000	2012/11/23
21292	UBS AG	ICBC European Warrants Jun 2013 A	0.250	5.88 per unit	2013/06/28	100,000,000	2012/11/23
19744 #	Goldman Sachs SP (Asia)	A50 China European Wts Apr 2014 A	0.084	10.000	2014/04/29	130,000,000	2012/11/23
17922 #	Standard Chartered Bank	SHK P European Put Wts Mar 2013 A	0.050	108.88 per 100 units	2013/03/18	200,000,000	2012/11/23
21303	Citigroup Global Mkt H Inc.	KECL European Wts Nov 2013 A	0.190	15.880	2013/11/26	100,000,000	2012/11/26
21301	Citigroup Global Mkt H Inc.	Ping An Euro Wts Apr 2013 A	0.150	70.880	2013/04/26	100,000,000	2012/11/26
21302	Citigroup Global Mkt H Inc.	Ping An Euro Put Wt Aug 2013 A	0.250	49.800	2013/08/05	100,000,000	2012/11/26
21300	Citigroup Global Mkt H Inc.	Tencent European Wts Jun 2013 B	0.150	278 per 100 units	2013/06/26	100,000,000	2012/11/26
21293	Goldman Sachs SP (Asia)	A50 China European Wts Jun 2013 A	0.393	10 per unit	2013/06/03	80,000,000	2012/11/26
21295	CC Rabobank B.A.	China Coal European Warrants May 2013 A	0.500	8.30 per unit	2013/05/27	80,000,000	2012/11/26
21297	CC Rabobank B.A.	Chinares Cement European Wts May 2013 B	0.450	5.40 per unit	2013/05/27	60,000,000	2012/11/26
21299	CC Rabobank B.A.	Geely Auto European Warrants Jul 2013 A	0.300	4.28 per unit	2013/07/22	80,000,000	2012/11/26
21296	CC Rabobank B.A.	KECL European Warrants Jun 2013 A	0.500	17.38 per unit	2013/06/03	100,000,000	2012/11/26
21298	CC Rabobank B.A.	Weichai Power European Wts May 2013 A	0.250	31.800	2013/05/27	100,000,000	2012/11/26
21294	Standard Chartered Bank	Tencent Hldg Euro Wts Jul 2013 C	0.250	248.88 per 100 units	2013/07/10	100,000,000	2012/11/26
21306	UBS AG	KECL European Warrants Nov 2013 A	0.185	15.900	2013/11/26	100,000,000	2012/11/26
21308	UBS AG	Ping An European Warrants Apr 2013 A	0.150	70.930	2013/04/29	100,000,000	2012/11/26
21307	UBS AG	Tencent Holdings European Warrants Apr 2013 C	0.190	259.08 per 100 units	2013/04/29	200,000,000	2012/11/26
21319	BOCI Asia Ltd.	Sinopec Corp European Warrants May 2013 A	0.150	9.68 per unit	2013/05/06	100,000,000	2012/11/27
21320	BOCI Asia Ltd.	Ping An European Warrants Mar 2013 A	0.160	65.880	2013/03/18	100,000,000	2012/11/27
21323	Credit Suisse AG	China Mobile European Warrants Feb 2013 E	0.150	95.000	2013/02/28	80,000,000	2012/11/27
21321	Credit Suisse AG	HSI European Put Warrants Jun 2013 B	0.160	21,000 per 8,000 units	2013/06/27	200,000,000	2012/11/27
21322	Credit Suisse AG	Ping An European Warrants Mar 2013 C	0.260	61.300	2013/03/06	80,000,000	2012/11/27
21324	Credit Suisse AG	Tencent Holdings European Wts Jun 2013 A	0.150	278 per 100 units	2013/06/28	80,000,000	2012/11/27
21326	Citigroup Global Mkt H Inc.	HKEx European Wts Jun 2014 A	0.150	138.88 per 100 units	2014/06/20	100,000,000	2012/11/27

Newly listed derivative warrants (continued)

Code	Issuer	Name of issue	Issue prices (HK\$)	Strike level/ Subscription price (HK\$) per 10 units	Subscription/ exercise period	Unit issued on initial listing	Listing date
21314	Goldman Sachs SP (Asia)	China Life Euro Wts Jun 2013 A	0.175	22.900	2013/06/10	100,000,000	2012/11/27
21315	Goldman Sachs SP (Asia)	China Life Euro Wts Jun 2013 B	0.150	23.900	2013/06/25	100,000,000	2012/11/27
21316	HK Bank	Dongfeng Motor European Warrants Jun 2014 A	0.150	12.010	2014/06/19	80,000,000	2012/11/27
21310	Merrill Lynch Int'l & Co. C.V.	CC Bank Euro Wts Jun 2013 A	0.350	6.11 per unit	2013/06/03	40,000,000	2012/11/27
21309	Merrill Lynch Int'l & Co. C.V.	CK(H) Euro Wts May 2013 A	0.305	133.990	2013/05/27	40,000,000	2012/11/27
21313	Merrill Lynch Int'l & Co. C.V.	HSBC Euro Wts Jun 2013 A	0.265	80.100	2013/06/03	60,000,000	2012/11/27
21312	Merrill Lynch Int'l & Co. C.V.	Tencent Euro Wts Apr 2013 C	0.164	259.08 per 100 units	2013/04/29	80,000,000	2012/11/27
21311	Merrill Lynch Int'l & Co. C.V.	Tencent Euro Wts Jul 2013 B	0.151	278.01 per 100 units	2013/07/02	80,000,000	2012/11/27
21333	CC Rabobank B.A.	CAM CSI300 European Warrants May 2013 A	0.160	29.050	2013/05/20	70,000,000	2012/11/27
21334	CC Rabobank B.A.	CAM CSI300 European Warrants Sep 2013 A	0.150	31.930	2013/09/23	70,000,000	2012/11/27
21327	CC Rabobank B.A.	CNBM European Put Warrants Jul 2013 A	0.600	8 per unit	2013/07/02	100,000,000	2012/11/27
21330	CC Rabobank B.A.	CNOOC European Warrants Nov 2013 A	0.170	16.900	2013/11/26	120,000,000	2012/11/27
21329	CC Rabobank B.A.	China Tel European Warrants May 2013 A	0.250	4.59 per unit	2013/05/08	70,000,000	2012/11/27
21328	CC Rabobank B.A.	PetroChina European Warrants May 2013 A	0.350	11.80 per unit	2013/05/27	120,000,000	2012/11/27
21332	CC Rabobank B.A.	Tencent Holdings European Wts Apr 2013 B	0.170	259.08 per 100 units	2013/04/26	150,000,000	2012/11/27
21318	Standard Chartered Bank	Sinopec Corp Euro Wts Apr 2013 A	0.170	9.59 per unit	2013/04/22	100,000,000	2012/11/27
21317	Standard Chartered Bank	GCL-Poly Energy Eur Wts Nov 2016 A	0.250	2.88 per unit	2016/11/04	60,000,000	2012/11/27
21340	BNP Paribas Arbit Issu B.V.	Air China Euro Wts Jul 2013 A	0.430	6.28 per unit	2013/07/03	24,000,000	2012/11/28
21341	BNP Paribas Arbit Issu B.V.	A50 China Euro Wts Apr 2013 B	0.150	10.89 per unit	2013/04/29	100,000,000	2012/11/28
21337	BNP Paribas Arbit Issu B.V.	NCI European Wts Oct 2013 A	0.320	26.800	2013/10/03	39,000,000	2012/11/28
21338	BNP Paribas Arbit Issu B.V.	Ping An European Wt Mar 2013 B	0.160	65.900	2013/03/25	100,000,000	2012/11/28
21339	BNP Paribas Arbit Issu B.V.	Swire Properties Eu Wt Dec13 A	0.260	28.000	2013/12/03	100,000,000	2012/11/28
21347	J P Morgan SP BV	Agile Ppt European Warrants Aug 2014 A	0.250	10.500	2014/08/01	150,000,000	2012/11/28
21354	J P Morgan SP BV	CHALCO European Warrants Jul 2013 A	0.252	3.80 per unit	2013/07/02	48,000,000	2012/11/28
21351	J P Morgan SP BV	Brilliance Chi European Wts Sep 2013 A	0.150	9.300	2013/09/02	150,000,000	2012/11/28
21353	J P Morgan SP BV	BYD European Warrants Jun 2013 A	0.251	21.880	2013/06/03	100,000,000	2012/11/28
21346	J P Morgan SP BV	Chi Res Land European Warrants Aug 2013 B	0.250	20.880	2013/08/02	100,000,000	2012/11/28
21356	J P Morgan SP BV	Evergrande European Warrants Aug 2013 A	0.250	4.38 per unit	2013/08/01	100,000,000	2012/11/28
21358	J P Morgan SP BV	Galaxy Ent European Warrants Jul 2013 A	0.250	32.880	2013/07/02	200,000,000	2012/11/28
21355	J P Morgan SP BV	R&F Ppt European Warrants Mar 2014 A	0.150	11.880	2014/03/03	150,000,000	2012/11/28
21343	J P Morgan SP BV	HSI European Put Warrants Jun 2013 C	0.250	21,600 per 9,000 units	2013/06/27	300,000,000	2012/11/28
21344	J P Morgan SP BV	HSI European Put Warrants Jun 2013 D	0.171	21,000 per 8,000 units	2013/06/27	300,000,000	2012/11/28
21345	J P Morgan SP BV	Li & Fung European Warrants Jan 2014 A	0.154	12.520	2014/01/02	180,000,000	2012/11/28
21357	J P Morgan SP BV	MTRC European Warrants Jan 2014 A	0.250	35.000	2014/01/02	88,000,000	2012/11/28
21362	Macquarie Bank Ltd.	Greatwall Motor European Wts Jul 2013 A	0.250	30.000	2013/07/03	180,000,000	2012/11/28
21360	SGA Societe Generale Acceptance N.V.	CAM CSI300 Eu Wt Jun13A	0.250	26.180	2013/06/24	150,000,000	2012/11/28
21361	SGA Societe Generale Acceptance N.V.	CAM CSI300 Eu Wt Sep13A	0.250	27.180	2013/09/30	300,000,000	2012/11/28
21359	SGA Societe Generale Acceptance N.V.	Ch Mob Eu Wt Mar2013B	0.310	88.880	2013/03/27	168,000,000	2012/11/28
21335	SGA Societe Generale Acceptance N.V.	Shenhua Eu Wt Apr2013B	0.155	33.880	2013/04/29	100,000,000	2012/11/28
21336	SGA Societe Generale Acceptance N.V.	Tencent Eu Wt Jun2013A	0.165	278 per 100 units	2013/06/26	200,000,000	2012/11/28
21363	UBS AG	China Mobile European Put Warrants Mar 2013 D	0.165	78.330	2013/03/25	100,000,000	2012/11/28
21366	UBS AG	HSI European Warrants May 2013 A	0.150	22,400 per 6,400 units	2013/05/30	300,000,000	2012/11/28
21365	UBS AG	HSI European Put Warrants Jun 2013 C	0.180	21,000 per 8,000 units	2013/06/27	300,000,000	2012/11/28

Newly listed derivative warrants (continued)

Code	Issuer	Name of issue	Issue prices (HK\$)	Strike level/ Subscription price (HK\$) per 10 units	Subscription/ exercise period	Unit issued on initial listing	Listing date
21364	UBS AG	Tencent Holdings European Warrants Jun 2013 B	0.150	290.20 per 100 units	2013/06/18	200,000,000	2012/11/28
21370	BOCI Asia Ltd.	China Mobile European Warrants Mar 2013 B	0.170	95.000	2013/03/04	100,000,000	2012/11/29
21378	J P Morgan SP BV	China Shenhua European Wts Jul 2013 A	0.250	35.000	2013/07/02	200,000,000	2012/11/29
21369	J P Morgan SP BV	Hutchison European Put Wts Jul 2013 A	0.269	70.000	2013/07/02	100,000,000	2012/11/29
21379	Macquarie Bank Ltd.	Li & Fung European Warrants Aug 2014 A	0.150	14.900	2014/08/04	150,000,000	2012/11/29
21377	CC Rabobank B.A.	Agricultural Bk Euro Warrants May 2013 A	0.180	3.59 per unit	2013/05/08	60,000,000	2012/11/29
21375	CC Rabobank B.A.	China COSCO European Warrants Jun 2013 A	0.350	4.30 per unit	2013/06/17	30,000,000	2012/11/29
21373	CC Rabobank B.A.	CITIC Sec European Warrants Sep 2013 A	0.250	16.780	2013/09/23	70,000,000	2012/11/29
21374	CC Rabobank B.A.	Minsheng Bank European Wts Aug 2013 A	0.350	8.25 per unit	2013/08/19	30,000,000	2012/11/29
21376	CC Rabobank B.A.	SJM Holdings European Warrants Sep 2013 A	0.250	21.500	2013/09/16	60,000,000	2012/11/29
21368	Standard Chartered Bank	HSI European Put Wts Apr 2013 B	0.188	22,200 per 8,000 units	2013/04/29	200,000,000	2012/11/29
21367	Standard Chartered Bank	KECL European Warrants Aug 2013 A	0.250	13.680	2013/08/01	60,000,000	2012/11/29
21371	SGA Societe Generale Acceptance N.V.	CK(H) Eu Wt Jul2013 A	0.415	130.000	2013/07/03	150,000,000	2012/11/29
21372	SGA Societe Generale Acceptance N.V.	ICBC Eu Wt Jul 2013 A	0.210	5.69 per unit	2013/07/03	150,000,000	2012/11/29
21381	UBS AG	China Mobile European Warrants Apr 2013 A	0.380	92.050	2013/04/22	200,000,000	2012/11/29
21380	UBS AG	HSI European Warrants May 2013 B	0.150	22,900 per 6,400 units	2013/05/30	300,000,000	2012/11/29
21388	BOCI Asia Ltd.	Chi Res Land European Warrants Jun 2013 B	0.250	22.280	2013/06/17	100,000,000	2012/11/30
21384	BNP Paribas Arbit Issu B.V.	CAM CSI300 Euro Wts Jun 2014 A	0.260	32.000	2014/06/04	44,000,000	2012/11/30
21385	Credit Suisse AG	CAM CSI300 European Warrants Jun 2013 A	0.150	29.900	2013/06/17	80,000,000	2012/11/30
21398	Credit Suisse AG	HSI European Put Warrants Apr 2013 C	0.160	22,100 per 8,000 units	2013/04/29	200,000,000	2012/11/30
21399	Credit Suisse AG	Link REIT European Warrants Jun 2013 A	0.250	48.880	2013/06/10	80,000,000	2012/11/30
21397	Citigroup Global Mkt H Inc.	China Mobile Eur Wt Jun 2013 B	0.170	103.880	2013/06/03	100,000,000	2012/11/30
21395	Citigroup Global Mkt H Inc.	Ch Overseas Euro Wt Sep 2013 A	0.250	25.380	2013/09/16	100,000,000	2012/11/30
21396	Citigroup Global Mkt H Inc.	Ch Overseas Eu Put Wt Oct 13 A	0.250	19.880	2013/10/02	100,000,000	2012/11/30
21390	Goldman Sachs SP (Asia)	CAM CSI300 European Wts Jun 2013 A	0.150	29.880	2013/06/17	120,000,000	2012/11/30
21409	Goldman Sachs SP (Asia)	Ch Overseas European Wts Sep 2013 A	0.257	25.000	2013/09/30	80,000,000	2012/11/30
21383	HK Bank	HSI European Put Warrants Jun 2013 A	0.150	20,900 per 8,000 units	2013/06/27	150,000,000	2012/11/30
21382	HK Bank	KECL European Warrants Dec 2014 A	0.250	16.680	2014/12/22	80,000,000	2012/11/30
21394	J P Morgan SP BV	China Mob European Put Wts Jul 2013 A	0.266	80.000	2013/07/02	100,000,000	2012/11/30
21400	J P Morgan SP BV	Tencent European Warrants May 2013 A	0.150	273 per 100 units	2013/05/27	200,000,000	2012/11/30
21401	Merrill Lynch Int'l & Co. C.V.	China Life Eu Wt Jun 2013 C	0.172	23.910	2013/06/25	60,000,000	2012/11/30
21406	Merrill Lynch Int'l & Co. C.V.	HSBC Euro Wts Jul 2013 A	0.250	88.010	2013/07/15	40,000,000	2012/11/30
21402	Merrill Lynch Int'l & Co. C.V.	ICBC Euro Wts Jun 2013 A	0.315	5.41 per unit	2013/06/24	40,000,000	2012/11/30
21403	Merrill Lynch Int'l & Co. C.V.	ICBC Euro Wts Jul 2013 B	0.250	5.91 per unit	2013/07/29	40,000,000	2012/11/30
21405	Merrill Lynch Int'l & Co. C.V.	PetroChina Eu Wt Jun 2013 A	0.590	10.79 per unit	2013/06/17	40,000,000	2012/11/30
21393	CC Rabobank B.A.	A50 China European Warrants May 2013 A	0.250	11.11 per unit	2013/05/30	50,000,000	2012/11/30
21392	CC Rabobank B.A.	A50 China European Warrants Jul 2013 A	0.150	11.90 per unit	2013/07/02	70,000,000	2012/11/30
21391	CC Rabobank B.A.	A50 China European Warrants Nov 2013 A	0.250	12.80 per unit	2013/11/18	50,000,000	2012/11/30
21386	Standard Chartered Bank	CAM CSI300 European Wts Aug 2013 A	0.250	28.880	2013/08/08	80,000,000	2012/11/30
21387	Standard Chartered Bank	CAM CSI300 European Wts Nov 2013 A	0.150	33.000	2013/11/18	80,000,000	2012/11/30
21389	SGA Societe Generale Acceptance N.V.	CNBM Eu Wt Jun 2013 B	0.590	11.50 per unit	2013/06/03	30,000,000	2012/11/30
21408	UBS AG	CAM CSI300 European Warrants May 2013 A	0.160	29.000	2013/05/20	100,000,000	2012/11/30
21407	UBS AG	Link REIT European Warrants Jul 2013 C	0.250	50.880	2013/07/08	100,000,000	2012/11/30

Newly listed derivative warrants (continued)

Code	Issuer	Name of issue	Issue prices (HK\$)	Strike level/ Subscription price (HK\$) per 10 units	Subscription/ exercise period	Unit issued on initial listing	Listing date
21417	BOCI Asia Ltd.	CAM CSI300 European Warrants Jul 2013 A	0.170	30.000	2013/07/15	100,000,000	2012/12/03
21420	Bank of East Asia	Agricultural Bank Euro Wts Nov 2013 A	0.250	3.80 per unit	2013/11/25	50,000,000	2012/12/03
21421	Bank of East Asia	BYD European Warrants Aug 2013 A	0.250	26.000	2013/08/26	60,000,000	2012/12/03
21424	Bank of East Asia	CRCC European Warrants Dec 2013 A	0.200	7.290	2013/12/23	210,000,000	2012/12/03
21422	Bank of East Asia	Dongfeng European Warrants Nov 2014 A	0.250	13.020	2014/11/26	120,000,000	2012/12/03
21425	Bank of East Asia	Swire Properties European Wts Sep 2013 A	0.250	28.000	2013/09/26	60,000,000	2012/12/03
21418	Bank of East Asia	Tencent Holdings European Wts Dec 2013 A	0.250	288 per 100 units	2013/12/23	60,000,000	2012/12/03
21426	J P Morgan SP BV	A50 China European Put Wts Jun 2013 A	0.292	8.88 per unit	2013/06/03	200,000,000	2012/12/03
21415	CC Rabobank B.A.	BYD European Warrants May 2013 A	0.150	22.900	2013/05/07	70,000,000	2012/12/03
21414	CC Rabobank B.A.	Ch Mobile European Put Wts Jun 2013 A	0.250	77.770	2013/06/10	50,000,000	2012/12/03
21412	CC Rabobank B.A.	Link REIT European Warrants Jun 2013 A	0.250	47.800	2013/06/03	50,000,000	2012/12/03
21413	CC Rabobank B.A.	Yuexiu Property Euro Warrants Aug 2013 A	0.280	2.70 per unit	2013/08/05	45,000,000	2012/12/03
21410	SGA Societe Generale Acceptance N.V.	Ch Mob Eu Wt May 13 B	0.190	100.000	2013/05/27	168,000,000	2012/12/03
21411	SGA Societe Generale Acceptance N.V.	Ch Mob Eu Wt Jun 13 A	0.290	95.880	2013/06/03	168,000,000	2012/12/03
14773 *	Merrill Lynch Int'l & Co. C.V.	A50 China Eur Wt Jun 2013	0.056	9.600	2013/06/13	220,000,000	2012/12/03
21448	BNP Paribas Arbit Issu B.V.	CSOP A50 ETF Eu Wts Jun 2013 A	0.340	10.50 per unit	2013/06/03	30,000,000	2012/12/04
21451	BNP Paribas Arbit Issu B.V.	First Pacific Eu Wt Dec 2014 A	0.250	8.700	2014/12/02	61,000,000	2012/12/04
21452	BNP Paribas Arbit Issu B.V.	Gome European Wts Aug 2014 A	0.250	0.86 per unit	2014/08/04	100,000,000	2012/12/04
21450	BNP Paribas Arbit Issu B.V.	MTRC European Wts Oct 2014 A	0.260	33.550	2014/10/06	43,000,000	2012/12/04
21454	BNP Paribas Arbit Issu B.V.	Shougang Res Eu Wts Jul 2013 A	0.400	3.30 per unit	2013/07/03	40,000,000	2012/12/04
21453	BNP Paribas Arbit Issu B.V.	Wharf European Wts Oct 2013 A	0.350	64.000	2013/10/03	73,000,000	2012/12/04
21442	Credit Suisse AG	CSOP A50 ETF European Warrants Jul 2013 B	0.480	9.90 per unit	2013/07/05	80,000,000	2012/12/04
21449	Credit Suisse AG	CSOP A50 ETF European Warrants Jul 2013 C	0.700	9.18 per unit	2013/07/05	80,000,000	2012/12/04
21445	Goldman Sachs SP (Asia)	CSOP A50 ETF Euro Wts Jun 2013 A	0.418	10 per unit	2013/06/18	80,000,000	2012/12/04
21444	Goldman Sachs SP (Asia)	CSOP A50 ETF Euro Wts Sep 2013 A	0.334	11 per unit	2013/09/24	80,000,000	2012/12/04
21427	Goldman Sachs SP (Asia)	HKEx European Warrants Jun 2013 A	0.466	145.000	2013/06/25	80,000,000	2012/12/04
21428	Goldman Sachs SP (Asia)	HKEx European Put Wts Sep 2013 A	0.151	120.20 per 100 units	2013/09/06	80,000,000	2012/12/04
21435	HK Bank	CSOP A50 ETF European Warrants Jun 2013 A	0.250	11.18 per unit	2013/06/04	60,000,000	2012/12/04
21434	HK Bank	CSOP A50 ETF European Warrants Dec 2015 A	0.250	8.380	2015/12/21	200,000,000	2012/12/04
21457	J P Morgan SP BV	CSOP A50 ETF European Warrants Jun 2013 A	0.250	10.28 per unit	2013/06/04	100,000,000	2012/12/04
21456	J P Morgan SP BV	CSOP A50 ETF European Warrants Jul 2013 A	0.250	11 per unit	2013/07/02	100,000,000	2012/12/04
21455	J P Morgan SP BV	CSOP A50 ETF European Warrants Jul 2015 A	0.250	8.500	2015/07/02	500,000,000	2012/12/04
21429	J P Morgan SP BV	Link Reit European Warrants Jun 2013 A	0.250	46.880	2013/06/04	100,000,000	2012/12/04
21462	J P Morgan SP BV	Wynn Macau European Warrants Jun 2013 A	0.250	26.000	2013/06/04	100,000,000	2012/12/04
21443	Macquarie Bank Ltd.	CSOP A50 ETF European Wts Jun 2013 A	0.250	11.50 per unit	2013/06/04	70,000,000	2012/12/04
21430	Macquarie Bank Ltd.	Link REIT European Warrants Aug 2013 A	0.254	48.880	2013/08/02	180,000,000	2012/12/04
21433	Merrill Lynch Int'l & Co. C.V.	CSOP A50 ETF Eu Wt Jun2013A	0.415	10.29 per unit	2013/06/26	80,000,000	2012/12/04
21432	Merrill Lynch Int'l & Co. C.V.	CSOP A50 ETF Eu Wt Sep2013A	0.370	11.09 per unit	2013/09/19	80,000,000	2012/12/04
21431	Merrill Lynch Int'l & Co. C.V.	CSOP A50 ETF Eu Put Wt Jan15A	0.250	9.390	2015/01/02	80,000,000	2012/12/04
21446	CC Rabobank B.A.	CSOP A50 ETF European Warrants Jun 2013 A	0.500	9.88 per unit	2013/06/04	25,000,000	2012/12/04
21447	CC Rabobank B.A.	CSOP A50 ETF European Warrants Aug 2013 A	0.500	10.38 per unit	2013/08/29	25,000,000	2012/12/04
21440	Standard Chartered Bank	CSOP A50 ETF Euro Wts Aug 2013 A	0.275	11.28 per unit	2013/08/08	50,000,000	2012/12/04
21439	Standard Chartered Bank	CSOP A50 ETF Euro Wts Dec 2013 A	0.250	13.38 per unit	2013/12/30	50,000,000	2012/12/04

Newly listed derivative warrants (continued)

Code	Issuer	Name of issue	Issue prices (HK\$)	Strike level/ Subscription price (HK\$) per 10 units	Subscription/ exercise period	Unit issued on initial listing	Listing date
21437	SGA Societe Generale Acceptance NV	CSOP A50 ETF Eu Wt Jul13A	0.255	10.68 per unit	2013/07/03	50,000,000	2012/12/04
21438	SGA Societe Generale Acceptance NV	CSOP A50 ETF Eu Wt Jul13B	0.340	10.28 per unit	2013/07/03	50,000,000	2012/12/04
21436	SGA Societe Generale Acceptance NV	CSOP A50 ETF Eu Wt Sep13A	0.250	11.18 per unit	2013/09/04	50,000,000	2012/12/04
21459	UBS AG	Sinopec Corp European Warrants Jun 2013 A	0.440	9.08 per unit	2013/06/24	100,000,000	2012/12/04
21460	UBS AG	CSOP A50 ETF European Warrants Jun 2013 A	0.450	10.08 per unit	2013/06/04	100,000,000	2012/12/04
21461	UBS AG	CSOP A50 ETF European Warrants Jul 2015 A	0.250	9.080	2015/07/13	100,000,000	2012/12/04
21458	UBS AG	PetroChina European Warrants Jun 2013 A	0.350	11.98 per unit	2013/06/10	100,000,000	2012/12/04
21485	BNP Paribas Arbit Issu B.V.	BOCL European Wts Oct 2013 A	0.160	3.49 per unit	2013/10/03	200,000,000	2012/12/05
21488	BNP Paribas Arbit Issu B.V.	CC Bank Euro Wts Aug 2013 A	0.150	7.01 per unit	2013/08/02	200,000,000	2012/12/05
21489	BNP Paribas Arbit Issu B.V.	CC Bank Euro Wts Jan 2014 A	0.260	7.20 per unit	2014/01/03	200,000,000	2012/12/05
21475	BNP Paribas Arbit Issu B.V.	CSOP A50 ETF Eu Wts Oct 2015 A	0.250	8.880	2015/10/05	200,000,000	2012/12/05
21487	BNP Paribas Arbit Issu B.V.	ICBC European Wts Sep 2013 A	0.160	6.69 per unit	2013/09/27	200,000,000	2012/12/05
21486	BNP Paribas Arbit Issu B.V.	ICBC European Wts Jan 2014 A	0.310	6.25 per unit	2014/01/03	200,000,000	2012/12/05
21478	Credit Suisse AG	CAM CSI300 European Warrants Jun 2013 B	0.250	27.280	2013/06/04	80,000,000	2012/12/05
21474	Credit Suisse AG	CSOP A50 ETF European Warrants Jun 2013 A	0.250	10.66 per unit	2013/06/04	80,000,000	2012/12/05
21479	Citigroup Global Mkt H Inc.	A50 China Euro Wts May 2013 B	0.400	10 per unit	2013/05/24	100,000,000	2012/12/05
21469	Daiwa Capital Mkt	CAM CSI300 European Warrants May 2013 A	0.150	29.050	2013/05/20	100,000,000	2012/12/05
21468	Daiwa Capital Mkt	CAM CSI300 European Warrants Sep 2013 A	0.150	31.930	2013/09/23	100,000,000	2012/12/05
21464	Daiwa Capital Mkt	CCB European Warrants Jun 2013 A	0.370	6.08 per unit	2013/06/05	128,000,000	2012/12/05
21465	Daiwa Capital Mkt	CCB European Put Warrants Jun 2013 B	0.260	5.48 per unit	2013/06/05	80,000,000	2012/12/05
21466	Daiwa Capital Mkt	HSCEI European Warrants Dec 2013 B	0.210	11,500 per 4,000 units	2013/12/30	100,000,000	2012/12/05
21467	Goldman Sachs SP (Asia)	Link REIT European Wts Sep 2013 A	0.252	46.880	2013/09/02	80,000,000	2012/12/05
21477	J P Morgan SP BV	CAM CSI300 European Warrants Jun 2013 A	0.250	26.880	2013/06/04	100,000,000	2012/12/05
21471	J P Morgan SP BV	Cheung Kong European Warrants Dec 2013 A	0.150	108 per 100 units	2013/12/20	300,000,000	2012/12/05
21476	J P Morgan SP BV	CSOP A50 ETF Euro Put Wts Jun 2013 B	0.251	7.88 per unit	2013/06/04	100,000,000	2012/12/05
21470	J P Morgan SP BV	Sands China European Warrants Jun 2013 A	0.250	40.000	2013/06/24	200,000,000	2012/12/05
21473	Standard Chartered Bank	CAM CSI300 European Wts Jun 2013 A	0.260	26.280	2013/06/28	80,000,000	2012/12/05
21472	Standard Chartered Bank	CSOP A50 ETF Euro Wts Aug 2016 A	0.250	8.880	2016/08/08	100,000,000	2012/12/05
21463	SGA Societe Generale Acceptance N.V.	HWL Eur Wt Jun 2013 B	0.265	88.880	2013/06/10	150,000,000	2012/12/05
21491	UBS AG	CSOP A50 ETF European Warrants Jun 2013 B	0.250	11.28 per unit	2013/06/07	100,000,000	2012/12/05
21490	UBS AG	Chow Tai Fook European Warrants Sep 2014 A	0.190	12.770	2014/09/02	100,000,000	2012/12/05
21481	UBS AG	A50 China European Warrants Mar 2013 B	0.150	10.98 per unit	2013/03/26	100,000,000	2012/12/05
21480	UBS AG	Hutchison European Warrants Apr 2013 A	0.480	80.050	2013/04/08	200,000,000	2012/12/05
21484	UBS AG	Link REIT European Warrants Jul 2013 D	0.340	42.880	2013/07/22	100,000,000	2012/12/05
21482	UBS AG	PICC European Warrants Jun 2013 A	0.660	11.38 per unit	2013/06/04	50,000,000	2012/12/05
21483	UBS AG	PICC European Warrants May 2014 A	0.250	9.780	2014/05/30	100,000,000	2012/12/05
20857 *	HK Bank	A50 China European Warrants Jul 2013 A	0.097	8.890	2013/07/15	150,000,000	2012/12/05
10166	BNP Paribas Arbit Issu B.V.	USD/YEN Euro Wts Jun 2013 A	0.250	85 per 1 units	2013/06/28	100,000,000	2012/12/06
21505	Citigroup Global Mkt H Inc.	CC Bank Euro Put Wt May 2013 A	0.170	5.08 per unit	2013/05/13	100,000,000	2012/12/06
21508	Citigroup Global Mkt H Inc.	Cheung Kong Euro Wt Jun 2013 A	0.200	142.880	2013/06/11	100,000,000	2012/12/06
21504	Citigroup Global Mkt H Inc.	Ch Mobile Eu Put Wt Jun 2013 C	0.250	75.000	2013/06/10	100,000,000	2012/12/06
21507	Citigroup Global Mkt H Inc.	Hutchison Euro Wts Jun 2013 A	0.250	90.000	2013/06/06	100,000,000	2012/12/06
21506	Citigroup Global Mkt H Inc.	SHK Ppt Euro Wts Aug 2013 A	0.190	148.000	2013/08/29	100,000,000	2012/12/06

Newly listed derivative warrants (continued)

Code	Issuer	Name of issue	Issue prices (HK\$)	Strike level/ Subscription price (HK\$) per 10 units	Subscription/ exercise period	Unit issued on initial listing	Listing date
21493	HK Bank	Link REIT European Warrants Jul 2013 A	0.250	48.980	2013/07/09	80,000,000	2012/12/06
21503	Macquarie Bank Ltd.	Ping An European Warrants Apr 2013 A	0.150	68.000	2013/04/29	75,000,000	2012/12/06
21497	CC Rabobank B.A.	Ch Mobile European Warrants May 2013 A	0.150	103.900	2013/05/27	70,000,000	2012/12/06
21496	CC Rabobank B.A.	Ch Mobile European Put Wts Jun 2013 B	0.300	78.830	2013/06/10	40,000,000	2012/12/06
21500	CC Rabobank B.A.	China Overseas European Wts Aug 2013 A	0.250	24.000	2013/08/12	40,000,000	2012/12/06
21502	CC Rabobank B.A.	Galaxy Ent European Put Wts Jun 2013 A	0.350	28.000	2013/06/24	30,000,000	2012/12/06
21498	CC Rabobank B.A.	Hutchison European Warrants Jun 2013 A	0.250	90.000	2013/06/24	40,000,000	2012/12/06
21501	CC Rabobank B.A.	Li & Fung European Warrants Jun 2014 A	0.250	13.000	2014/06/16	80,000,000	2012/12/06
21494	CC Rabobank B.A.	Ping An European Warrants May 2013 A	0.150	67.550	2013/05/28	70,000,000	2012/12/06
21495	CC Rabobank B.A.	Sands China European Warrants Jul 2013 A	0.300	38.000	2013/07/22	40,000,000	2012/12/06
21499	CC Rabobank B.A.	Sands China European Put Wts Jun 2013 A	0.300	30.000	2013/06/24	35,000,000	2012/12/06
21492	SGA Societe Generale Acceptance N.V.	A50 Ch Eu Wt Jul 2013B	0.375	10.28 per unit	2013/07/03	50,000,000	2012/12/06
21512	UBS AG	China Life European Warrants Jun 2013 C	0.150	23.930	2013/06/25	200,000,000	2012/12/06
21510	UBS AG	China Tel European Warrants May 2013 A	0.280	4.59 per unit	2013/05/08	100,000,000	2012/12/06
21511	UBS AG	KECL European Warrants Jul 2014 A	0.250	16.880	2014/07/28	100,000,000	2012/12/06
21509	UBS AG	SPDR Gold Trust European Warrants Jun 2013 A	0.330	1,518 per 100 units	2013/06/10	100,000,000	2012/12/06
18247 #	Citigroup Global Mkt H Inc.	HKEx European Wts Feb 2013 A	0.041	130.08 per 100 units	2013/02/20	245,000,000	2012/12/06
21524	Credit Suisse AG	China Mobile European Put Wts Jun 2013 B	0.230	78.850	2013/06/03	80,000,000	2012/12/07
21534	Citigroup Global Mkt H Inc.	CNBM Euro Warrants Jan 2014 A	0.190	10.280	2014/01/24	100,000,000	2012/12/07
21530	Citigroup Global Mkt H Inc.	China Tel Euro Wts May 2013 A	0.270	4.58 per unit	2013/05/08	100,000,000	2012/12/07
21531	Citigroup Global Mkt H Inc.	Henganintl Euro Wts Jul 2013 A	0.380	86.880	2013/07/15	100,000,000	2012/12/07
21532	Citigroup Global Mkt H Inc.	Yanzhou Coal Eur Wts Mar 2014 A	0.190	12.000	2014/03/24	100,000,000	2012/12/07
21533	Citigroup Global Mkt H Inc.	Zhaojin Mining Eu Wt Oct2013 A	0.160	16.240	2013/10/30	100,000,000	2012/12/07
21522	HK Bank	Minsheng Bank European Put Warrants May 2015 A	0.250	7.500	2015/05/18	80,000,000	2012/12/07
21521	J P Morgan SP BV	CITIC Bank European Warrants Jul 2013 A	0.250	4.60 per unit	2013/07/02	100,000,000	2012/12/07
21519	J P Morgan SP BV	A50 China European Warrants Jun 2013 B	0.323	10.28 per unit	2013/06/06	100,000,000	2012/12/07
21518	J P Morgan SP BV	Yanzhou Coal European Warrants Jun 2013 A	0.369	13.88 per unit	2013/06/06	88,000,000	2012/12/07
21513	Nomura Int'l plc	Ch Overseas European Put Wts Oct 2013 A	0.250	20.000	2013/10/03	50,000,000	2012/12/07
21514	Nomura Int'l plc	China Shenhua European Wts Jul 2013 A	0.200	35.000	2013/07/03	75,000,000	2012/12/07
21516	Nomura Int'l plc	ICBC European Warrants Jul 2013 A	0.350	5 per unit	2013/07/03	35,000,000	2012/12/07
21517	Nomura Int'l plc	Ping An European Put Warrants Jun 2013 B	0.165	50.000	2013/06/04	75,000,000	2012/12/07
21515	Nomura Int'l plc	Yanzhou Coal European Warrants Dec 2013 A	0.250	11.000	2013/12/03	50,000,000	2012/12/07
21520	Standard Chartered Bank	CSOP A50 ETF Euro Wts Jun 2013 A	0.250	10.38 per unit	2013/06/07	50,000,000	2012/12/07
21523	SGA Societe Generale Acceptance N.V.	HSBC Eu Wt Apr 2013 B	0.240	82.000	2013/04/08	168,000,000	2012/12/07
21529	UBS AG	CC Bank European Warrants May 2013 B	0.210	6.69 per unit	2013/05/28	100,000,000	2012/12/07
21528	UBS AG	China Shenhua European Warrants Jun 2013 A	0.250	32.880	2013/06/10	100,000,000	2012/12/07
21526	UBS AG	HSBC European Put Warrants Jun 2013 C	0.260	68.380	2013/06/10	100,000,000	2012/12/07
21527	UBS AG	Ping An European Warrants May 2013 A	0.270	67.050	2013/05/27	100,000,000	2012/12/07
21525	UBS AG	Sands China European Warrants Jun 2013 A	0.310	36.880	2013/06/24	100,000,000	2012/12/07
19903 #	Merrill Lynch Int'l & Co. C.V.	HSI Euro Put Wts Feb 2013 B	0.043	20,800 per 8,800 units	2013/02/27	250,000,000	2012/12/07
21535	BOCI Asia Ltd.	CSOP A50 ETF European Warrants Jul 2013 A	0.250	11 per unit	2013/07/02	100,000,000	2012/12/10
21543	Bank of East Asia	R&F Ppt European Warrants Dec 2013 A	0.250	12.777	2013/12/31	80,000,000	2012/12/10
21539	Standard Chartered Bank	CC Bank European Wts Nov 2013 A	0.250	7.37 per unit	2013/11/28	80,000,000	2012/12/10

Newly listed derivative warrants (continued)

Code	Issuer	Name of issue	Issue prices (HK\$)	Strike level/ Subscription price (HK\$) per 10 units	Subscription/ exercise period	Unit issued on initial listing	Listing date
21536	Standard Chartered Bank	GCL-Poly Energy Eur Wts Sep 2014 A	0.250	2 per unit	2014/09/30	40,000,000	2012/12/10
21541	Standard Chartered Bank	Galaxy Ent European Wts Dec 2013 A	0.250	38.880	2013/12/04	80,000,000	2012/12/10
21538	Standard Chartered Bank	HKEx European Warrants Nov 2013 B	0.250	103.88 per 100 units	2013/11/01	150,000,000	2012/12/10
21542	Standard Chartered Bank	HSI European Warrants May 2013 A	0.150	23,200 per 6,000 units	2013/05/30	200,000,000	2012/12/10
21537	Standard Chartered Bank	PetroChina European Wts May 2013 A	0.260	12.30 per unit	2013/05/20	80,000,000	2012/12/10
21540	Standard Chartered Bank	Ping An European Wts Aug 2013 A	0.300	66.880	2013/08/22	80,000,000	2012/12/10
21544	SGA Societe Generale Acceptance N.V.	CAM CSI300 Eu Wt Aug13A	0.165	28.880	2013/08/05	150,000,000	2012/12/10
21548	UBS AG	CITIC Sec European Warrants Jun 2013 A	0.250	15.680	2013/06/17	100,000,000	2012/12/10
21545	UBS AG	China National Building European Wts Jun 2013 A	0.800	11.38 per unit	2013/06/17	100,000,000	2012/12/10
21546	UBS AG	A50 China European Warrants Jun 2013 A	0.150	11.90 per unit	2013/06/24	100,000,000	2012/12/10
21547	UBS AG	Tencent Holdings European Warrants Jul 2013 B	0.170	268.20 per 100 units	2013/07/09	200,000,000	2012/12/10
21553	BOCI Asia Ltd.	CAM CSI300 European Warrants Aug 2013 A	0.200	28.880	2013/08/08	100,000,000	2012/12/11
21552	BOCI Asia Ltd.	CAM CSI300 European Warrants Nov 2013 A	0.150	31.880	2013/11/04	100,000,000	2012/12/11
21551	BOCI Asia Ltd.	Tencent Holdings European Wts May 2013 A	0.180	258.88 per 100 units	2013/05/06	100,000,000	2012/12/11
21556	Credit Suisse AG	HSI European Warrants May 2013 A	0.150	22,800 per 6,400 units	2013/05/30	200,000,000	2012/12/11
21557	Credit Suisse AG	HSI European Warrants May 2013 B	0.150	22,400 per 6,400 units	2013/05/30	200,000,000	2012/12/11
21558	Credit Suisse AG	HSI European Warrants May 2013 C	0.180	21,500 per 6,600 units	2013/05/30	200,000,000	2012/12/11
21560	Credit Suisse AG	HSI European Warrants May 2013 D	0.200	20,800 per 8,000 units	2013/05/30	200,000,000	2012/12/11
21559	Credit Suisse AG	HSI European Warrants Jun 2013 C	0.150	21,300 per 8,000 units	2013/06/27	200,000,000	2012/12/11
21561	Credit Suisse AG	HSI European Warrants Jun 2013 D	0.260	20,000 per 8,000 units	2013/06/27	200,000,000	2012/12/11
21562	Credit Suisse AG	HSI European Put Warrants May 2013 E	0.190	22,500 per 9,000 units	2013/05/30	200,000,000	2012/12/11
21564	Credit Suisse AG	HSI European Put Warrants Jun 2013 E	0.170	21,500 per 9,000 units	2013/06/27	200,000,000	2012/12/11
21574	Citigroup Global Mkt H Inc.	AIA European Wts Sep 2013 A	0.150	33.880	2013/09/09	100,000,000	2012/12/11
21572	Citigroup Global Mkt H Inc.	Cheung Kong Eu Put Wt May 14 A	0.180	116 per 100 units	2014/05/28	80,000,000	2012/12/11
21571	Citigroup Global Mkt H Inc.	Hutchison Euro Put Wt Apr 13 A	0.180	70.000	2013/04/22	80,000,000	2012/12/11
21573	Citigroup Global Mkt H Inc.	SHK Ppt Euro Put Wt Aug 2013 B	0.250	90.000	2013/08/26	80,000,000	2012/12/11
21555	Goldman Sachs SP (Asia)	Minsheng Bank Euro Wts Jul 2013 A	0.371	8.28 per unit	2013/07/22	80,000,000	2012/12/11
21576	Goldman Sachs SP (Asia)	CSOP A50 ETF Euro Wts Jul 2015 A	0.182	9.090	2015/07/06	150,000,000	2012/12/11
21577	Goldman Sachs SP (Asia)	CSOP A50 ETF Eu Put Wts Dec 2014 A	0.164	9.380	2014/12/23	150,000,000	2012/12/11
21550	HK Bank	China Life European Warrants Jun 2013 B	0.150	23.930	2013/06/25	150,000,000	2012/12/11
21549	HK Bank	China Mobile European Warrants Apr 2013 B	0.340	91.930	2013/04/26	120,000,000	2012/12/11
21585	J P Morgan SP BV	Ping An European Warrants Mar 2013 A	0.161	61.350	2013/03/11	100,000,000	2012/12/11
21584	J P Morgan SP BV	Ping An European Warrants Apr 2013 A	0.150	68.000	2013/04/15	100,000,000	2012/12/11
21575	CC Rabobank B.A.	CAM CSI300 European Warrants Jun 2013 A	0.150	29.930	2013/06/17	70,000,000	2012/12/11
21554	Standard Chartered Bank	Link REIT European Wts Jun 2013 A	0.190	48.880	2013/06/10	80,000,000	2012/12/11
21565	SGA Societe Generale Acceptance NV	CSOP A50 ETF Eu Wt May13A	0.310	9.88 per unit	2013/05/29	50,000,000	2012/12/11
21566	SGA Societe Generale Acceptance NV	CSOP A50 ETF Eu Wt Jun13A	0.530	9.28 per unit	2013/06/17	50,000,000	2012/12/11
21567	SGA Societe Generale Acceptance NV	CSOP A50 ETF Eu Wt Jun15A	0.175	8.500	2015/06/29	300,000,000	2012/12/11
21568	SGA Societe Generale Acceptance NV	CSOP A50 ETF Eu Wt Jul15A	0.150	9.080	2015/07/06	300,000,000	2012/12/11
21569	SGA Societe Generale Acceptance N.V.	Ping An Eu Wt Jun 13 B	0.410	60.880	2013/06/17	80,000,000	2012/12/11
21570	SGA Societe Generale Acceptance N.V.	Ping An Eu Wt Jul 13 A	0.340	64.000	2013/07/17	80,000,000	2012/12/11
21580	UBS AG	Agricultural Bank European Warrants Jul 2013 A	0.150	3.81 per unit	2013/07/26	100,000,000	2012/12/11
21581	UBS AG	CC Bank European Warrants May 2013 C	0.330	6.19 per unit	2013/05/24	100,000,000	2012/12/11

Newly listed derivative warrants (continued)

Code	Issuer	Name of issue	Issue prices (HK\$)	Strike level/ Subscription price (HK\$) per 10 units	Subscription/ exercise period	Unit issued on initial listing	Listing date
21579	UBS AG	CSOP A50 ETF European Warrants May 2013 A	0.200	10.52 per unit	2013/05/27	100,000,000	2012/12/11
21578	UBS AG	Wynn Macau European Warrants May 2013 A	0.280	22.050	2013/05/28	100,000,000	2012/12/11
21583	UBS AG	Yurun Food European Warrants Jun 2013 A	0.390	5.88 per unit	2013/06/17	100,000,000	2012/12/11
21582	UBS AG	Zhaojin Mining European Warrants Oct 2013 A	0.250	14.280	2013/10/15	100,000,000	2012/12/11
20428 #	Merrill Lynch Int'l & Co. C.V.	A50 China Eur Wt Apr 2013 A	0.171	11.01 per unit	2013/04/02	60,000,000	2012/12/11
21187 #	UBS AG	CAM CSI300 European Warrants Sep 2013 A	0.115	31.880	2013/09/30	100,000,000	2012/12/11
21609	BNP Paribas Arbit Issu B.V.	CAM CSI300 Euro Wts Jun 2013 A	0.200	29.050	2013/06/03	80,000,000	2012/12/12
21604	BNP Paribas Arbit Issu B.V.	China EB Ltd Eu Wt Nov 2014 A	0.250	12.000	2014/11/04	41,000,000	2012/12/12
21606	BNP Paribas Arbit Issu B.V.	COSCO Pacific Eu Wt Jul 2014 A	0.260	12.000	2014/07/03	95,000,000	2012/12/12
21607	BNP Paribas Arbit Issu B.V.	China Res Gas Eu Wt Jul 2013 A	0.250	18.000	2013/07/03	87,000,000	2012/12/12
21608	BNP Paribas Arbit Issu B.V.	Ping An European Wt May 2013 A	0.170	70.900	2013/05/02	100,000,000	2012/12/12
21605	BNP Paribas Arbit Issu B.V.	PWR Assets Euro Wts Jul 2013 A	0.310	75.000	2013/07/03	43,000,000	2012/12/12
21602	Credit Suisse AG	AIA European Put Warrants May 2013 B	0.150	28.450	2013/05/28	70,000,000	2012/12/12
21600	Credit Suisse AG	HSBC European Put Warrants Jun 2013 B	0.150	64.850	2013/06/17	70,000,000	2012/12/12
21598	Credit Suisse AG	Ping An European Warrants May 2013 A	0.300	67.000	2013/05/27	70,000,000	2012/12/12
21599	Credit Suisse AG	Ping An European Put Warrants May 2013 B	0.150	49.950	2013/05/28	70,000,000	2012/12/12
21601	Credit Suisse AG	Tencent Holdings Euro Put Wts Apr 2013 C	0.150	232 per 100 units	2013/04/22	70,000,000	2012/12/12
21618	Daiwa Capital Mkt	Agricultural Bank Euro Put Wt Jun 2013 A	0.270	3.28 per unit	2013/06/18	80,000,000	2012/12/12
21615	Daiwa Capital Mkt	AIA European Warrants Sep 2013 A	0.150	36.900	2013/09/23	80,000,000	2012/12/12
21616	Daiwa Capital Mkt	AIA European Put Warrants May 2013 A	0.150	28.480	2013/05/28	80,000,000	2012/12/12
21617	Daiwa Capital Mkt	CCB European Warrants Jul 2013 A	0.250	7.28 per unit	2013/07/15	128,000,000	2012/12/12
21619	Daiwa Capital Mkt	China Life European Put Wts Jul 2013 C	0.250	22.680	2013/07/15	108,000,000	2012/12/12
21613	Daiwa Capital Mkt	China Mobile European Wts May 2013 B	0.177	103.880	2013/05/30	128,000,000	2012/12/12
21614	Daiwa Capital Mkt	China Mobile European Put Wts Jun 2013 A	0.380	84.280	2013/06/13	80,000,000	2012/12/12
21612	Daiwa Capital Mkt	HSBC European Warrants Jun 2013 A	0.160	90.050	2013/06/24	158,000,000	2012/12/12
21595	HK Bank	CAM CSI300 European Warrants Jun 2013 A	0.250	27.880	2013/06/17	80,000,000	2012/12/12
21593	CC Rabobank B.A.	Agile Ppt European Warrants Aug 2014 A	0.250	11.660	2014/08/04	100,000,000	2012/12/12
21591	CC Rabobank B.A.	Chow Tai Fook European Wts Aug 2014 A	0.250	12.700	2014/08/18	90,000,000	2012/12/12
21589	CC Rabobank B.A.	Huaneng Power European Wts Jun 2013 A	0.250	7.88 per unit	2013/06/17	40,000,000	2012/12/12
21594	CC Rabobank B.A.	Luk Fook Hold European Wts Jun 2013 A	0.250	25.230	2013/06/10	50,000,000	2012/12/12
21590	CC Rabobank B.A.	Xinyi Glass European Warrants Jun 2013 A	0.250	5.18 per unit	2013/06/11	40,000,000	2012/12/12
21586	Standard Chartered Bank	China Overseas Euro Wt Nov 2013 A	0.250	25.000	2013/11/01	80,000,000	2012/12/12
21587	Standard Chartered Bank	Lenovo European Wts Jun 2013 A	0.250	9.90 per unit	2013/06/14	80,000,000	2012/12/12
21596	SGA Societe Generale Acceptance N.V.	CAM CSI300 Eu Wt Jun13B	0.150	29.880	2013/06/17	150,000,000	2012/12/12
21603	UBS AG	HKEx European Put Warrants Sep 2013 A	0.150	120.18 per 100 units	2013/09/06	100,000,000	2012/12/12
21611	UBS AG	HSI European Warrants May 2013 C	0.150	23,300 per 6,000 units	2013/05/30	300,000,000	2012/12/12
21610	UBS AG	Tencent Holdings European Put Warrants Jul 2013 C	0.164	228.68 per 100 units	2013/07/15	100,000,000	2012/12/12
21634	BOCI Asia Ltd.	HSBC European Warrants Jul 2013 A	0.160	90.000	2013/07/02	100,000,000	2012/12/13
21633	BOCI Asia Ltd.	HSBC European Put Warrants Jun 2013 A	0.240	70.880	2013/06/10	100,000,000	2012/12/13
21632	BOCI Asia Ltd.	HSI European Put Warrants Jul 2013 A	0.250	21,800 per 8,000 units	2013/07/30	100,000,000	2012/12/13
21644	Credit Suisse AG	China Mobile European Warrants May 2013 A	0.350	93.900	2013/05/31	70,000,000	2012/12/13
21646	Credit Suisse AG	China Mobile European Warrants May 2013 B	0.200	100.000	2013/05/31	70,000,000	2012/12/13
21645	Credit Suisse AG	China Mobile European Warrants Jun 2013 C	0.280	96.900	2013/06/10	70,000,000	2012/12/13

Newly listed derivative warrants (continued)

Code	Issuer	Name of issue	Issue prices (HK\$)	Strike level/ Subscription price (HK\$) per 10 units	Subscription/ exercise period	Unit issued on initial listing	Listing date
21647	Credit Suisse AG	China Mobile European Put Wts Jun 2013 D	0.300	79.950	2013/06/24	70,000,000	2012/12/13
21642	Credit Suisse AG	Ping An European Warrants Apr 2013 A	0.150	70.900	2013/04/29	70,000,000	2012/12/13
21643	Credit Suisse AG	Ping An European Warrants Jun 2013 A	0.420	64.000	2013/06/24	70,000,000	2012/12/13
21641	Credit Suisse AG	Ping An European Warrants Jul 2013 A	0.200	74.850	2013/07/22	70,000,000	2012/12/13
21626	Goldman Sachs SP (Asia)	CAM CSI300 European Wts Nov 2013 A	0.162	33.000	2013/11/18	100,000,000	2012/12/13
21621	Goldman Sachs SP (Asia)	BOCL European Warrants Dec 2013 A	0.250	3.65 per unit	2013/12/16	100,000,000	2012/12/13
21623	Goldman Sachs SP (Asia)	Cheung Kong Euro Wts Jul 2013 A	0.318	138.000	2013/07/22	80,000,000	2012/12/13
21635	Goldman Sachs SP (Asia)	HSI European Warrants Dec 2013 A	0.251	22,900 per 7,000 units	2013/12/30	150,000,000	2012/12/13
21636	Goldman Sachs SP (Asia)	HSI European Put Wts Jun 2013 B	0.250	22,100 per 7,000 units	2013/06/27	150,000,000	2012/12/13
21622	Goldman Sachs SP (Asia)	Ping An European Wts Aug 2013 A	0.252	72.880	2013/08/12	100,000,000	2012/12/13
21625	Goldman Sachs SP (Asia)	Tencent European Wt Aug 2013 B	0.250	268.80 per 100 units	2013/08/05	80,000,000	2012/12/13
21631	J P Morgan SP BV	HSI European Warrants May 2013 E	0.150	23,200 per 6,000 units	2013/05/30	300,000,000	2012/12/13
21630	J P Morgan SP BV	New World Dev European Wts Dec 2014 A	0.250	12.880	2014/12/31	200,000,000	2012/12/13
21620	Macquarie Bank Ltd.	Evergrande European Wts Jul 2013 A	0.251	4.88 per unit	2013/07/03	100,000,000	2012/12/13
21639	Standard Chartered Bank	AIA European Warrants Oct 2013 B	0.150	36.900	2013/10/04	100,000,000	2012/12/13
21638	Standard Chartered Bank	China Mobile Euro Wts Oct 2013 A	0.250	111.000	2013/10/04	100,000,000	2012/12/13
21637	Standard Chartered Bank	Ping An European Wts Apr 2013 A	0.150	70.930	2013/04/26	100,000,000	2012/12/13
21640	Standard Chartered Bank	Sands China Euro Wts Jul 2013 A	0.250	38.000	2013/07/03	100,000,000	2012/12/13
21628	SGA Societe Generale Acceptance N.V.	BOCL Eu Wt Dec 2013 A	0.210	3.60 per unit	2013/12/09	150,000,000	2012/12/13
21629	SGA Societe Generale Acceptance N.V.	CCB Eur Wt Jul 2013 B	0.195	7.01 per unit	2013/07/31	150,000,000	2012/12/13
21627	SGA Societe Generale Acceptance N.V.	A50 Ch Eu Wt Jun2013 B	0.235	11.88 per unit	2013/06/24	50,000,000	2012/12/13
21649	UBS AG	CAM CSI300 European Warrants Nov 2013 A	0.150	33.050	2013/11/18	200,000,000	2012/12/13
21219 #	Credit Suisse AG	CAM CSI300 European Warrants May 2013 A	0.192	29.000	2013/05/27	100,000,000	2012/12/13
21658	BOCI Asia Ltd.	HSI European Warrants May 2013 A	0.150	22,900 per 6,400 units	2013/05/30	100,000,000	2012/12/14
21657	BOCI Asia Ltd.	HSI European Warrants Jun 2013 D	0.250	22,500 per 6,400 units	2013/06/27	100,000,000	2012/12/14
21674	BNP Paribas Arbit Issu B.V.	Agricultural Bank Eu Wt Aug13A	0.180	3.81 per unit	2013/08/02	100,000,000	2012/12/14
21678	BNP Paribas Arbit Issu B.V.	China Overseas Eu Wt Oct2013 A	0.250	25.000	2013/10/03	100,000,000	2012/12/14
21676	BNP Paribas Arbit Issu B.V.	China Tel Euro Wts Aug 2013 A	0.300	4.90 per unit	2013/08/02	100,000,000	2012/12/14
21677	BNP Paribas Arbit Issu B.V.	HSBC European Wts Jul 2013 A	0.160	89.950	2013/07/03	200,000,000	2012/12/14
21668	Credit Suisse AG	CAM CSI300 European Warrants Nov 2013 A	0.150	33.000	2013/11/18	70,000,000	2012/12/14
21665	Credit Suisse AG	A50 China European Warrants May 2013 A	0.300	11.12 per unit	2013/05/27	70,000,000	2012/12/14
21667	Credit Suisse AG	A50 China European Warrants May 2013 B	0.150	12.30 per unit	2013/05/13	70,000,000	2012/12/14
21664	Credit Suisse AG	A50 China European Warrants Jun 2013 B	0.600	10.30 per unit	2013/06/28	70,000,000	2012/12/14
21666	Credit Suisse AG	A50 China European Warrants Jun 2013 C	0.220	11.70 per unit	2013/06/24	70,000,000	2012/12/14
21659	Credit Suisse AG	Hutchison European Warrants May 2013 A	0.480	80.900	2013/05/27	80,000,000	2012/12/14
21662	Credit Suisse AG	Hutchison European Warrants May 2013 B	0.200	90.000	2013/05/31	80,000,000	2012/12/14
21660	Credit Suisse AG	Hutchison European Warrants Jun 2013 A	0.350	85.000	2013/06/07	80,000,000	2012/12/14
21661	Credit Suisse AG	Hutchison European Warrants Jun 2013 B	0.280	88.000	2013/06/17	80,000,000	2012/12/14
21663	Credit Suisse AG	Hutchison European Put Wts Jun 2013 C	0.220	69.980	2013/06/24	80,000,000	2012/12/14
21669	Daiwa Capital Mkt	CSOP A50 ETF European Wts May 2013 A	0.330	10.68 per unit	2013/05/28	80,000,000	2012/12/14
21654	Goldman Sachs SP (Asia)	China Life Euro Put Wts Sep 2013 A	0.166	20.850	2013/09/24	80,000,000	2012/12/14
21653	Goldman Sachs SP (Asia)	China Mobile Euro Wts Jul 2013 A	0.256	102.000	2013/07/23	80,000,000	2012/12/14
21652	Goldman Sachs SP (Asia)	HSBC European Warrants Sep 2013 A	0.251	93.880	2013/09/09	80,000,000	2012/12/14

Newly listed derivative warrants (continued)

Code	Issuer	Name of issue	Issue prices (HK\$)	Strike level/ Subscription price (HK\$) per 10 units	Subscription/ exercise period	Unit issued on initial listing	Listing date
21673	Goldman Sachs SP (Asia)	KECL European Warrants Jul 2014 A	0.251	17.000	2014/07/07	120,000,000	2012/12/14
21655	Goldman Sachs SP (Asia)	Prada European Warrants Jun 2013 A	0.460	75.000	2013/06/24	80,000,000	2012/12/14
21651	J P Morgan SP BV	R&F Ppt European Warrants Mar 2014 B	0.250	13.880	2014/03/03	200,000,000	2012/12/14
21650	J P Morgan SP BV	Wharf European Warrants Jul 2013 A	0.250	68.880	2013/07/02	100,000,000	2012/12/14
21670	CC Rabobank B.A.	CSOP A50 ETF European Warrants May 2013 A	0.300	10.68 per unit	2013/05/28	35,000,000	2012/12/14
21656	Standard Chartered Bank	HKEx European Warrants Jul 2014 A	0.150	138.88 per 100 units	2014/07/03	150,000,000	2012/12/14
21671	UBS AG	China Life European Put Warrants Jul 2013 B	0.200	22.450	2013/07/22	100,000,000	2012/12/14
21672	UBS AG	China Mobile European Warrants Jun 2013 B	0.260	96.930	2013/06/10	100,000,000	2012/12/14
21713	Credit Suisse AG	CC Bank European Warrants May 2013 B	0.420	6.19 per unit	2013/05/27	80,000,000	2012/12/17
21714	Credit Suisse AG	CC Bank European Warrants Jun 2013 A	0.210	6.69 per unit	2013/06/27	80,000,000	2012/12/17
21715	Credit Suisse AG	CC Bank European Warrants Jul 2013 A	0.180	7 per unit	2013/07/29	80,000,000	2012/12/17
21716	Credit Suisse AG	CC Bank European Put Warrants Jun 2013 B	0.150	4.80 per unit	2013/06/28	80,000,000	2012/12/17
21717	Credit Suisse AG	HKEx European Warrants Apr 2013 B	0.800	128.900	2013/04/30	80,000,000	2012/12/17
21718	Credit Suisse AG	HKEx European Warrants May 2013 C	0.520	138.900	2013/05/16	80,000,000	2012/12/17
21720	Credit Suisse AG	HKEx European Warrants May 2013 D	0.210	158.900	2013/05/27	80,000,000	2012/12/17
21719	Credit Suisse AG	HKEx European Warrants Jun 2013 A	0.500	145.000	2013/06/24	80,000,000	2012/12/17
21709	Credit Suisse AG	ICBC European Warrants May 2013 B	0.200	5.81 per unit	2013/05/31	80,000,000	2012/12/17
21706	Credit Suisse AG	ICBC European Warrants Jun 2013 A	0.310	5.29 per unit	2013/06/24	80,000,000	2012/12/17
21708	Credit Suisse AG	ICBC European Warrants Jun 2013 B	0.240	5.51 per unit	2013/06/24	80,000,000	2012/12/17
21710	Credit Suisse AG	ICBC European Warrants Sep 2013 A	0.150	6.69 per unit	2013/09/16	80,000,000	2012/12/17
21712	Credit Suisse AG	ICBC European Put Warrants Jun 2013 C	0.220	4.67 per unit	2013/06/24	80,000,000	2012/12/17
21690	HK Bank	Anhui Conch European Warrants Jul 2013 A	0.250	33.180	2013/07/02	80,000,000	2012/12/17
21691	HK Bank	Minsheng Bank European Warrants Jul 2013 B	0.250	9.68 per unit	2013/07/22	60,000,000	2012/12/17
21688	HK Bank	CSOP A50 ETF European Warrants May 2013 A	0.430	10.52 per unit	2013/05/27	60,000,000	2012/12/17
21687	HK Bank	CSOP A50 ETF European Warrants Jul 2015 A	0.210	9.090	2015/07/06	200,000,000	2012/12/17
21693	HK Bank	Galaxy Ent European Warrants Oct 2013 A	0.250	36.270	2013/10/28	80,000,000	2012/12/17
21692	HK Bank	HSI European Warrants May 2013 E	0.150	23,300 per 6,000 units	2013/05/30	200,000,000	2012/12/17
21689	HK Bank	Sands China European Warrants Jul 2013 A	0.250	31.280	2013/07/22	80,000,000	2012/12/17
21686	J P Morgan SP BV	Anhui Conch European Warrants Nov 2013 A	0.250	35.000	2013/11/04	200,000,000	2012/12/17
21684	J P Morgan SP BV	Geely Auto European Warrants Jun 2013 A	0.250	4.88 per unit	2013/06/17	100,000,000	2012/12/17
21683	J P Morgan SP BV	HSBC European Warrants Jun 2013 B	0.250	88.880	2013/06/17	200,000,000	2012/12/17
21685	J P Morgan SP BV	Yurun Food European Warrants Jun 2013 A	0.454	6.50 per unit	2013/06/17	50,000,000	2012/12/17
21682	J P Morgan SP BV	Zoomlion European Warrants Nov 2013 A	0.250	10.000	2013/11/25	200,000,000	2012/12/17
21681	Macquarie Bank Ltd.	CC Bank European Warrants Jul 2013 B	0.250	7 per unit	2013/07/03	100,000,000	2012/12/17
21700	CC Rabobank B.A.	Anhui Conch European Warrants Jun 2013 A	0.210	33.050	2013/06/25	50,000,000	2012/12/17
21702	CC Rabobank B.A.	Minsheng Bank European Wts Jun 2013 A	0.300	10.22 per unit	2013/06/17	35,000,000	2012/12/17
21696	CC Rabobank B.A.	CNBM European Warrants Apr 2014 C	0.250	12.500	2014/04/22	150,000,000	2012/12/17
21697	CC Rabobank B.A.	COSCO Pacific European Wts Oct 2014 A	0.210	12.900	2014/10/28	90,000,000	2012/12/17
21698	CC Rabobank B.A.	Ch Ship Cont European Warrants Jun 2013 B	0.250	2.60 per unit	2013/06/17	50,000,000	2012/12/17
21705	CC Rabobank B.A.	CSR European Warrants Jun 2013 A	0.300	8.60 per unit	2013/06/24	35,000,000	2012/12/17
21701	CC Rabobank B.A.	CSR Times European Warrants Jul 2013 A	0.250	30.000	2013/07/29	40,000,000	2012/12/17
21704	CC Rabobank B.A.	Lenovo European Put Warrants Aug 2013 A	0.400	6.30 per unit	2013/08/19	30,000,000	2012/12/17
21699	CC Rabobank B.A.	Weichai Power European Wts Jul 2013 A	0.330	38.800	2013/07/29	35,000,000	2012/12/17

Newly listed derivative warrants (continued)

Code	Issuer	Name of issue	Issue prices (HK\$)	Strike level/ Subscription price (HK\$) per 10 units	Subscription/ exercise period	Unit issued on initial listing	Listing date
21703	CC Rabobank B.A.	ZTE European Warrants Nov 2013 A	0.250	13.800	2013/11/12	80,000,000	2012/12/17
21695	Standard Chartered Bank	Agricultural Bk Eur Wts Jul 2013 A	0.170	3.81 per unit	2013/07/26	80,000,000	2012/12/17
21694	Standard Chartered Bank	KECL European Warrants May 2014 A	0.250	16.880	2014/05/07	100,000,000	2012/12/17
21679	SGA Societe Generale Acceptance N.V.	CAM CSI300 Eu Wt Sep13B	0.150	31.880	2013/09/30	150,000,000	2012/12/17
21722	SGA Societe Generale Acceptance N.V.	CAM CSI300 Eu Wt Nov13A	0.150	33.000	2013/11/18	150,000,000	2012/12/17
21680	SGA Societe Generale Acceptance N.V.	CNBM Eu Wt May 2014 A	0.185	12.000	2014/05/05	150,000,000	2012/12/17
21723	SGA Societe Generale Acceptance NV	CSOP A50 ETF Eu Wt May13B	0.445	10.28 per unit	2013/05/29	50,000,000	2012/12/17
21724	SGA Societe Generale Acceptance NV	CSOP A50 ETF Eu Wt May13C	0.330	10.68 per unit	2013/05/29	50,000,000	2012/12/17
21291 #	UBS AG	CAM CSI300 European Warrants Jun 2013 A	0.152	29.880	2013/06/24	100,000,000	2012/12/17
21736	BOCI Asia Ltd.	CNOOC European Warrants Nov 2013 B	0.190	16.900	2013/11/26	100,000,000	2012/12/18
21735	BOCI Asia Ltd.	Ch Overseas European Warrants Aug 2013 A	0.250	25.000	2013/08/05	100,000,000	2012/12/18
21763	BNP Paribas Arbit Issu B.V.	BYD European Wts Jan 2014 A	0.250	25.980	2014/01/03	72,000,000	2012/12/18
21766	BNP Paribas Arbit Issu B.V.	Cheung Kong Euro Wt Aug 2013 A	0.250	145.800	2013/08/02	62,000,000	2012/12/18
21764	BNP Paribas Arbit Issu B.V.	Li & Fung Euro Wts Jan 2015 A	0.250	14.680	2015/01/05	100,000,000	2012/12/18
21765	BNP Paribas Arbit Issu B.V.	SHK Ppt Euro Wts Oct 2013 A	0.250	147.800	2013/10/03	92,000,000	2012/12/18
21750	Credit Suisse AG	CAM CSI300 European Warrants Sep 2013 A	0.150	31.900	2013/09/23	100,000,000	2012/12/18
21752	Credit Suisse AG	CSOP A50 ETF European Warrants May 2013 A	0.300	11.20 per unit	2013/05/28	100,000,000	2012/12/18
21753	Credit Suisse AG	CSOP A50 ETF European Warrants Jun 2013 B	0.250	12.08 per unit	2013/06/24	100,000,000	2012/12/18
21751	Credit Suisse AG	A50 China European Warrants Apr 2013 B	0.150	12.22 per unit	2013/04/22	100,000,000	2012/12/18
21758	Credit Suisse AG	SHK Ppt European Warrants Apr 2013 A	0.150	131.900	2013/04/29	80,000,000	2012/12/18
21757	Credit Suisse AG	SHK Ppt European Warrants May 2013 A	0.330	123.900	2013/05/28	80,000,000	2012/12/18
21754	Credit Suisse AG	Tencent Holdings European Wts Apr 2013 D	0.190	249.90 per 100 units	2013/04/29	100,000,000	2012/12/18
21755	Credit Suisse AG	Tencent Holdings European Wts Jul 2013 B	0.230	248.90 per 100 units	2013/07/03	100,000,000	2012/12/18
21756	Credit Suisse AG	Tencent Holdings European Wts Jul 2013 C	0.160	268 per 100 units	2013/07/12	100,000,000	2012/12/18
21771	Citigroup Global Mkt H Inc.	Brilliance Chi Eu Wts Aug 13 A	0.170	9.300	2013/08/27	100,000,000	2012/12/18
21773	Citigroup Global Mkt H Inc.	China Shenhua Eu Wt Jul 2013 A	0.160	38.000	2013/07/22	100,000,000	2012/12/18
21770	Citigroup Global Mkt H Inc.	Galaxy Ent Euro Wts Jun 2013 A	0.190	35.000	2013/06/26	100,000,000	2012/12/18
21774	Citigroup Global Mkt H Inc.	Luk Fook Hold Eu Wt Aug 2013 A	0.250	33.000	2013/08/12	100,000,000	2012/12/18
21772	Citigroup Global Mkt H Inc.	SJM Holdings Eu Wt Jun 2013 A	0.150	19.280	2013/06/25	100,000,000	2012/12/18
21761	Daiwa Capital Mkt	Ch Overseas European Put Wts Sep 2013 A	0.160	20.050	2013/09/25	98,000,000	2012/12/18
21762	Daiwa Capital Mkt	CSOP A50 ETF European Wts Jun 2013 A	0.250	11.98 per unit	2013/06/18	98,000,000	2012/12/18
21731	Goldman Sachs SP (Asia)	HSBC European Warrants May 2013 A	0.153	86.880	2013/05/06	80,000,000	2012/12/18
21732	Goldman Sachs SP (Asia)	Hutchison European Wts Jun 2013 B	0.205	90.000	2013/06/03	80,000,000	2012/12/18
21733	Goldman Sachs SP (Asia)	SHK Ppt European Wts Sep 2013 A	0.158	148.000	2013/09/02	80,000,000	2012/12/18
21730	Goldman Sachs SP (Asia)	Wharf European Warrants Nov 2013 A	0.296	68.500	2013/11/04	80,000,000	2012/12/18
21747	HK Bank	Agricultural Bank European Warrants Aug 2013 A	0.150	4.01 per unit	2013/08/19	80,000,000	2012/12/18
21748	HK Bank	HSCEI European Warrants Oct 2013 A	0.250	10,888 per 5,000 units	2013/10/30	150,000,000	2012/12/18
21749	HK Bank	Jiangxi Copper European Warrants Aug 2013 A	0.150	24.500	2013/08/19	80,000,000	2012/12/18
21746	J P Morgan SP BV	Sinopec Corp European Warrants Jul 2013 A	0.251	9.88 per unit	2013/07/02	200,000,000	2012/12/18
21745	J P Morgan SP BV	China Tel European Warrants Oct 2013 A	0.250	5 per unit	2013/10/02	100,000,000	2012/12/18
21760	J P Morgan SP BV	HKEx European Warrants Apr 2013 A	0.280	140.080	2013/04/08	100,000,000	2012/12/18
21743	J P Morgan SP BV	Lenovo European Warrants Aug 2013 A	0.281	8.88 per unit	2013/08/05	100,000,000	2012/12/18
21744	J P Morgan SP BV	Longfor PPT European Warrants Dec 2013 A	0.250	17.880	2013/12/02	200,000,000	2012/12/18

Newly listed derivative warrants (continued)

Code	Issuer	Name of issue	Issue prices (HK\$)	Strike level/ Subscription price (HK\$) per 10 units	Subscription/ exercise period	Unit issued on initial listing	Listing date
21742	J P Morgan SP BV	SPDR Gold Trust European Wts Sep 2013 A	0.434	1,450 per 100 units	2013/09/23	100,000,000	2012/12/18
21734	Macquarie Bank Ltd.	Avichina European Warrants Jul 2013 A	0.250	4.28 per unit	2013/07/04	80,000,000	2012/12/18
21737	CC Rabobank B.A.	BBMG European Warrants Jul 2013 A	0.700	9 per unit	2013/07/15	20,000,000	2012/12/18
21739	CC Rabobank B.A.	CITIC Bank European Warrants Jul 2013 A	0.250	4.80 per unit	2013/07/02	40,000,000	2012/12/18
21741	CC Rabobank B.A.	Ch Railway Cons European Wts May 2013 A	0.450	11.02 per unit	2013/05/28	25,000,000	2012/12/18
21740	CC Rabobank B.A.	Lenovo European Warrants Jun 2013 A	0.450	8.50 per unit	2013/06/24	30,000,000	2012/12/18
21738	CC Rabobank B.A.	NCI European Warrants Jun 2013 A	0.250	30.300	2013/06/24	40,000,000	2012/12/18
21725	Standard Chartered Bank	CC Bank European Wts Mar 2013 B	0.150	6.89 per unit	2013/03/28	100,000,000	2012/12/18
21727	Standard Chartered Bank	CITIC Sec European Wts Nov 2013 A	0.250	18.880	2013/11/05	80,000,000	2012/12/18
21728	Standard Chartered Bank	Sinopec Corp Euro Wts Aug 2013 A	0.250	10.88 per unit	2013/08/08	80,000,000	2012/12/18
21726	Standard Chartered Bank	Chow Tai Fook Euro Wts Aug 2014 B	0.250	12.880	2014/08/05	80,000,000	2012/12/18
21759	SGA Societe Generale Acceptance N.V.	CITBK Eu Wt Jun 13 A	0.265	4.60 per unit	2013/06/26	50,000,000	2012/12/18
21769	UBS AG	CAM CSI300 European Warrants Oct 2013 A	0.250	30.880	2013/10/21	200,000,000	2012/12/18
21767	UBS AG	CITIC Bank European Warrants Jul 2013 A	0.290	4.68 per unit	2013/07/09	100,000,000	2012/12/18
21768	UBS AG	Hutchison European Warrants Jun 2013 A	0.255	88.880	2013/06/10	200,000,000	2012/12/18
21790	BOCI Asia Ltd.	SHK Ppt European Warrants May 2013 A	0.160	131.800	2013/05/02	100,000,000	2012/12/19
89000	BNP Paribas Arbit Issu B.V.	CAM CSI300 Euro Wts Jan 2014 A	0.310	RMB 24.50	2014/01/03	36,000,000	2012/12/19
21800	Credit Suisse AG	CNBM European Warrants Jun 2013 A	0.550	13.08 per unit	2013/06/28	60,000,000	2012/12/19
21796	Credit Suisse AG	Sinopec Corp European Warrants Jun 2013 A	0.500	9.09 per unit	2013/06/17	60,000,000	2012/12/19
21797	Credit Suisse AG	Sinopec Corp European Warrants Jun 2013 B	0.310	9.81 per unit	2013/06/28	60,000,000	2012/12/19
21799	Credit Suisse AG	China Shenhua European Wts Jun 2013 A	0.200	35.000	2013/06/28	60,000,000	2012/12/19
21798	Credit Suisse AG	China Tel European Warrants Jun 2013 A	0.250	4.81 per unit	2013/06/28	60,000,000	2012/12/19
21802	Citigroup Global Mkt H Inc.	Link Reit Euro Wts Jul 2013 A	0.160	48.980	2013/07/02	100,000,000	2012/12/19
21786	Goldman Sachs SP (Asia)	HKEx European Warrants Jul 2013 A	0.250	160.000	2013/07/03	80,000,000	2012/12/19
21781	Goldman Sachs SP (Asia)	New World Dev Euro Wts Oct 2013 A	0.641	14.48 per unit	2013/10/03	80,000,000	2012/12/19
21787	Goldman Sachs SP (Asia)	Shimao Ppt European Wts Oct 2013 A	0.150	18.000	2013/10/03	80,000,000	2012/12/19
21784	Goldman Sachs SP (Asia)	Sino Land European Wts May 2014 A	0.250	14.480	2014/05/07	80,000,000	2012/12/19
21794	HK Bank	CAM CSI300 European Warrants Jul 2013 A	0.150	30.050	2013/07/08	180,000,000	2012/12/19
21795	HK Bank	ICBC European Warrants Jul 2013 B	0.250	5.73 per unit	2013/07/02	80,000,000	2012/12/19
21801	Macquarie Bank Ltd.	Huaneng Power European Wts Aug 2013 A	0.314	8.28 per unit	2013/08/02	80,000,000	2012/12/19
21780	Merrill Lynch Int'l & Co. C.V.	CNOOC Euro Wts Jun 2014 A	0.250	18.100	2014/06/06	80,000,000	2012/12/19
21778	Merrill Lynch Int'l & Co. C.V.	HSBC Euro Wts Jul 2013 C	0.255	91.010	2013/07/22	40,000,000	2012/12/19
21777	Merrill Lynch Int'l & Co. C.V.	HSBC Euro Put Wt Jul 2013 B	0.260	67.990	2013/07/29	40,000,000	2012/12/19
21776	Merrill Lynch Int'l & Co. C.V.	Hutchison Eur Wt Jun 2013 A	0.355	85.050	2013/06/10	40,000,000	2012/12/19
21775	Merrill Lynch Int'l & Co. C.V.	Hutchison Eu Put Wt Jul 13 A	0.345	69.990	2013/07/02	40,000,000	2012/12/19
21779	Merrill Lynch Int'l & Co. C.V.	PetroChina Eu Wt Jul 2013 A	0.495	11.79 per unit	2013/07/15	40,000,000	2012/12/19
21792	Standard Chartered Bank	CSOP A50 ETF Euro Wts Sep 2013 A	0.250	12.28 per unit	2013/09/03	100,000,000	2012/12/19
21793	Standard Chartered Bank	CSOP A50 ETF Eu Put Wts Dec 2014 A	0.150	9.380	2014/12/23	200,000,000	2012/12/19
21791	Standard Chartered Bank	Hutchison Euro Euro Wts Jun 2013 A	0.240	88.880	2013/06/10	100,000,000	2012/12/19
21788	SGA Societe Generale Acceptance NV	Minsheng Bk Eu Wt Jul13 A	0.390	9.88 per unit	2013/07/08	30,000,000	2012/12/19
21789	SGA Societe Generale Acceptance NV	Zijin Mining Eu Wt Jul13A	0.250	3.50 per unit	2013/07/15	50,000,000	2012/12/19
21804	UBS AG	Cheung Kong European Warrants Jun 2013 B	0.400	133.880	2013/06/18	100,000,000	2012/12/19
21806	UBS AG	China Mobile European Warrants Jun 2013 D	0.350	93.930	2013/06/03	200,000,000	2012/12/19

Newly listed derivative warrants (continued)

Code	Issuer	Name of issue	Issue prices (HK\$)	Strike level/ Subscription price (HK\$) per 10 units	Subscription/ exercise period	Unit issued on initial listing	Listing date
21805	UBS AG	China Mobile European Put Warrants Jun 2013 C	0.270	78.830	2013/06/03	100,000,000	2012/12/19
21807	UBS AG	HKEx European Warrants Jun 2013 A	0.450	148.880	2013/06/18	100,000,000	2012/12/19
21808	UBS AG	ICBC European Warrants Jul 2013 A	0.310	5.48 per unit	2013/07/08	100,000,000	2012/12/19
21803	UBS AG	SHK Ppt European Warrants May 2013 A	0.530	123.980	2013/05/23	100,000,000	2012/12/19
21826	BOCI Asia Ltd.	CSOP A50 ETF European Warrants Jun 2013 A	0.230	11.50 per unit	2013/06/04	100,000,000	2012/12/20
21827	BOCI Asia Ltd.	HSI European Put Warrants Jul 2013 B	0.250	22,200 per 7,200 units	2013/07/30	100,000,000	2012/12/20
89001	BNP Paribas Arbit Issu B.V.	CSOP A50 ETF Eu Wts Aug 2013 A	0.682	RMB 8.50 per unit	2013/08/02	15,000,000	2012/12/20
21878	BNP Paribas Arbit Issu B.V.	HSI European Wts Oct 2013 A	0.250	23,000 per 5,000 units	2013/10/30	200,000,000	2012/12/20
21880	BNP Paribas Arbit Issu B.V.	HSI Euro Put Wts May 2013 B	0.150	22,500 per 9,000 units	2013/05/30	200,000,000	2012/12/20
21879	BNP Paribas Arbit Issu B.V.	HSI Euro Put Wts Jul 2013 A	0.170	21,800 per 8,000 units	2013/07/30	200,000,000	2012/12/20
21832	Citigroup Global Mkt H Inc.	CC Bank European Wt Jul 2013 A	0.250	7.38 per unit	2013/07/03	100,000,000	2012/12/20
21828	Citigroup Global Mkt H Inc.	China Life Euro Wts Jul 2013 A	0.150	26.580	2013/07/22	100,000,000	2012/12/20
21875	Citigroup Global Mkt H Inc.	Ch Overseas Euro Wt Nov 2013 A	0.250	27.800	2013/11/25	100,000,000	2012/12/20
21831	Citigroup Global Mkt H Inc.	Sinopec Corp Eu Wts Aug 2013 A	0.250	10.80 per unit	2013/08/05	100,000,000	2012/12/20
21873	Citigroup Global Mkt H Inc.	CSOP A50 ETF Eu Wts May 2013 A	0.180	11.50 per unit	2013/05/28	100,000,000	2012/12/20
21877	Citigroup Global Mkt H Inc.	HSBC European Wts May 2013 B	0.210	86.880	2013/05/06	100,000,000	2012/12/20
21829	Citigroup Global Mkt H Inc.	HSBC Euro Put Wts Jul 2013 B	0.250	70.000	2013/07/03	100,000,000	2012/12/20
21833	Citigroup Global Mkt H Inc.	ICBC European Wts Sep 2013 A	0.150	6.68 per unit	2013/09/12	100,000,000	2012/12/20
21874	Citigroup Global Mkt H Inc.	Ping An Euro Wts Jul 2013 A	0.150	74.850	2013/07/22	100,000,000	2012/12/20
21830	Citigroup Global Mkt H Inc.	Tencent European Wts Sep 2013 A	0.180	288.88 per 100 units	2013/09/02	100,000,000	2012/12/20
21872	Citigroup Global Mkt H Inc.	Tencent Euro Put Wt Jul 2013 A	0.150	228.88 per 100 units	2013/07/15	100,000,000	2012/12/20
21882	Daiwa Capital Mkt	Ch Overseas European Warrants Oct 2013 A	0.250	24.280	2013/10/02	80,000,000	2012/12/20
21881	Daiwa Capital Mkt	HSI European Warrants Dec 2013 A	0.250	24,800 per 6,500 units	2013/12/30	128,000,000	2012/12/20
21860	Goldman Sachs SP (Asia)	China Mobile Eu Put Wts Jul 2013 B	0.322	82.000	2013/07/03	80,000,000	2012/12/20
21857	Goldman Sachs SP (Asia)	Ch Overseas Euro Put Wt Oct 2013 A	0.150	20.000	2013/10/02	80,000,000	2012/12/20
21861	Goldman Sachs SP (Asia)	A50 China Euro Put Wts Jun 2013 B	0.235	9 per unit	2013/06/03	80,000,000	2012/12/20
21856	Goldman Sachs SP (Asia)	Hutchison Euro Put Wts Sep 2013 A	0.372	72.000	2013/09/03	80,000,000	2012/12/20
21858	Goldman Sachs SP (Asia)	Tencent European Put Wt Jul 2013 A	0.150	228.88 per 100 units	2013/07/15	80,000,000	2012/12/20
21838	HK Bank	CC Bank European Warrants Jul 2013 B	0.230	7.29 per unit	2013/07/09	80,000,000	2012/12/20
21843	HK Bank	China Overseas European Warrants Oct 2013 B	0.250	26.880	2013/10/22	80,000,000	2012/12/20
21842	HK Bank	China Overseas European Put Warrants Sep 2013 A	0.150	19.860	2013/09/25	80,000,000	2012/12/20
21844	HK Bank	HKEx European Warrants May 2013 B	0.250	158.980	2013/05/27	60,000,000	2012/12/20
21839	HK Bank	HSCEI European Put Warrants Jun 2013 A	0.150	10,555 per 5,000 units	2013/06/27	100,000,000	2012/12/20
21841	HK Bank	HSI European Put Warrants Jun 2013 B	0.250	23,400 per 8,000 units	2013/06/27	200,000,000	2012/12/20
21840	HK Bank	PetroChina European Warrants Jun 2013 A	0.250	12.88 per unit	2013/06/20	60,000,000	2012/12/20
21837	Macquarie Bank Ltd.	AAC Acoustic European Wts Jul 2013 A	0.253	36.880	2013/07/03	70,000,000	2012/12/20
21871	Macquarie Bank Ltd.	CHALCO European Warrants Oct 2013 A	0.250	4.90 per unit	2013/10/03	100,000,000	2012/12/20
21815	Merrill Lynch Int'l & Co. C.V.	HSCEI Euro Put Wt Jun 2013 B	0.250	11,500 per 5,000 units	2013/06/27	100,000,000	2012/12/20
21811	Merrill Lynch Int'l & Co. C.V.	HSCEI Euro Put Wt Dec 2013 C	0.204	11,950 per 9,600 units	2013/12/30	100,000,000	2012/12/20
21824	Merrill Lynch Int'l & Co. C.V.	HSI European Wts May 2013 B	0.153	23,300 per 6,000 units	2013/05/30	100,000,000	2012/12/20
21825	Merrill Lynch Int'l & Co. C.V.	HSI European Wts Sep 2013 C	0.250	21,000 per 9,000 units	2013/09/27	100,000,000	2012/12/20
21836	Merrill Lynch Int'l & Co. C.V.	HSI European Wts Feb 2014 A	0.250	24,300 per 6,000 units	2014/02/27	100,000,000	2012/12/20
21809	Merrill Lynch Int'l & Co. C.V.	HSI Euro Put Wts Jun 2013 B	0.150	22,300 per 12,000 units	2013/06/27	100,000,000	2012/12/20

Newly listed derivative warrants (continued)

Code	Issuer	Name of issue	Issue prices (HK\$)	Strike level/ Subscription price (HK\$) per 10 units	Subscription/ exercise period	Unit issued on initial listing	Listing date
21820	Merrill Lynch Int'l & Co. C.V.	HSI Euro Put Wts Jun 2013 C	0.186	22,900 per 10,000 units	2013/06/27	100,000,000	2012/12/20
21817	Merrill Lynch Int'l & Co. C.V.	HSI Euro Put Wts Jul 2013 A	0.255	23,500 per 9,000 units	2013/07/30	100,000,000	2012/12/20
21823	Merrill Lynch Int'l & Co. C.V.	HSI Euro Put Wts Sep 2013 B	0.255	21,200 per 6,000 units	2013/09/27	100,000,000	2012/12/20
21845	CC Rabobank B.A.	Agricultural Bk Euro Warrants Aug 2013 A	0.190	4.01 per unit	2013/08/16	70,000,000	2012/12/20
21853	CC Rabobank B.A.	Ch Comm Cons European Warrants Jun 2013 A	0.250	8.80 per unit	2013/06/19	40,000,000	2012/12/20
21855	CC Rabobank B.A.	China Coal European Warrants Jun 2013 A	0.330	9.60 per unit	2013/06/19	40,000,000	2012/12/20
21851	CC Rabobank B.A.	Country Garden European Wts Jun 2013 A	0.250	4.30 per unit	2013/06/24	45,000,000	2012/12/20
21849	CC Rabobank B.A.	Sinopec Corp European Warrants Jun 2013 A	0.300	9.90 per unit	2013/06/19	35,000,000	2012/12/20
21854	CC Rabobank B.A.	GCL-Poly Energy European Wts Aug 2013 A	0.250	1.80 per unit	2013/08/26	170,000,000	2012/12/20
21850	CC Rabobank B.A.	Greatwall Motor European Wts Jun 2013 A	0.250	28.000	2013/06/19	70,000,000	2012/12/20
21847	CC Rabobank B.A.	HSBC European Warrants Jun 2013 A	0.200	86.430	2013/06/03	70,000,000	2012/12/20
21846	CC Rabobank B.A.	Shimao Ppt European Warrants Sep 2013 A	0.200	18.020	2013/09/27	100,000,000	2012/12/20
21848	CC Rabobank B.A.	Tencent Holdings European Wts Jul 2013 A	0.180	268.20 per 100 units	2013/07/09	160,000,000	2012/12/20
21863	Standard Chartered Bank	China Overseas Euro Wt Nov 2013 B	0.250	28.880	2013/11/26	100,000,000	2012/12/20
21865	Standard Chartered Bank	Evergrande European Wts Oct 2013 A	0.400	4.88 per unit	2013/10/04	80,000,000	2012/12/20
21862	Standard Chartered Bank	HKEEx European Warrants Jul 2013 A	0.250	168.880	2013/07/03	80,000,000	2012/12/20
21866	SGA Societe Generale Acceptance N.V.	CCoal Eu Wt Jul13 A	0.350	10.18 per unit	2013/07/08	50,000,000	2012/12/20
21867	SGA Societe Generale Acceptance N.V.	CITIC Pac Eu Wt Aug13A	0.390	13.88 per unit	2013/08/05	30,000,000	2012/12/20
21868	SGA Societe Generale Acceptance N.V.	Evergrande Eu Wt Jul13 A	0.365	5 per unit	2013/07/10	50,000,000	2012/12/20
21869	SGA Societe Generale Acceptance N.V.	Galaxy Ent Eu Wt May13A	0.170	32.000	2013/05/15	100,000,000	2012/12/20
21870	SGA Societe Generale Acceptance NV	NewWorld Dev Eu Wt Jul13A	0.510	14.50 per unit	2013/07/08	30,000,000	2012/12/20
21896	UBS AG	BOCL European Warrants Oct 2013 A	0.250	3.68 per unit	2013/10/09	100,000,000	2012/12/20
21887	UBS AG	CSOP A50 ETF European Warrants Jun 2013 C	0.250	11.02 per unit	2013/06/24	100,000,000	2012/12/20
21891	UBS AG	China Tel European Warrants Jun 2013 A	0.250	4.88 per unit	2013/06/24	100,000,000	2012/12/20
21895	UBS AG	HKEEx European Warrants Jul 2013 B	0.810	138.880	2013/07/09	100,000,000	2012/12/20
21894	UBS AG	HKEEx European Put Warrants Sep 2013 B	0.150	127.90 per 100 units	2013/09/16	100,000,000	2012/12/20
21884	UBS AG	HSBC European Warrants Jun 2013 D	0.465	80.150	2013/06/03	200,000,000	2012/12/20
21889	UBS AG	HSI European Put Warrants May 2013 D	0.150	23,700 per 15,000 units	2013/05/30	300,000,000	2012/12/20
21890	UBS AG	HSI European Put Warrants May 2013 E	0.175	22,900 per 10,000 units	2013/05/30	300,000,000	2012/12/20
21888	UBS AG	HSI European Put Warrants Jun 2013 D	0.150	21,500 per 9,000 units	2013/06/27	300,000,000	2012/12/20
21886	UBS AG	Hutchison European Warrants Jun 2013 C	0.350	83.880	2013/06/24	200,000,000	2012/12/20
21885	UBS AG	Hutchison European Put Warrants Jun 2013 B	0.400	75.000	2013/06/19	100,000,000	2012/12/20
21834	UBS AG	Link REIT European Warrants Aug 2013 A	0.200	46.930	2013/08/26	100,000,000	2012/12/20
21835	UBS AG	Link REIT European Warrants Aug 2013 B	0.420	40.000	2013/08/19	100,000,000	2012/12/20
21883	UBS AG	SHK Ppt European Warrants Jun 2013 A	0.780	116.880	2013/06/19	100,000,000	2012/12/20
21893	UBS AG	Tencent Holdings European Warrants Aug 2013 A	0.250	258.88 per 100 units	2013/08/12	200,000,000	2012/12/20
21892	UBS AG	Tencent Holdings European Put Warrants Jun 2013 C	0.250	246.88 per 100 units	2013/06/19	200,000,000	2012/12/20
21920	Credit Suisse AG	CAM CSI300 European Warrants Sep 2013 B	0.250	32.680	2013/09/09	100,000,000	2012/12/21
21921	Credit Suisse AG	CAM CSI300 European Warrants Oct 2013 A	0.250	33.680	2013/10/28	100,000,000	2012/12/21
21928	Daiwa Capital Mkt	Agricultural Bank European Wts Sep 2013 B	0.250	4.48 per unit	2013/09/23	128,000,000	2012/12/21
21927	Daiwa Capital Mkt	BOCL European Warrants Aug 2013 A	0.250	3.68 per unit	2013/08/08	108,000,000	2012/12/21
21924	Daiwa Capital Mkt	HSI European Warrants Sep 2013 B	0.250	24,000 per 6,000 units	2013/09/27	128,000,000	2012/12/21
21925	Daiwa Capital Mkt	HSI European Warrants Oct 2013 A	0.250	23,000 per 6,800 units	2013/10/30	128,000,000	2012/12/21

Newly listed derivative warrants (continued)

Code	Issuer	Name of issue	Issue prices (HK\$)	Strike level/ Subscription price (HK\$) per 10 units	Subscription/ exercise period	Unit issued on initial listing	Listing date
21926	Daiwa Capital Mkt	Ping An European Warrants May 2013 A	0.200	70.900	2013/05/02	108,000,000	2012/12/21
21929	Goldman Sachs SP (Asia)	CC Bank European Wts May 2013 A	0.278	6.80 per unit	2013/05/20	80,000,000	2012/12/21
21915	Goldman Sachs SP (Asia)	Sinopec Corp European Wts Jul 2013 A	0.250	10 per unit	2013/07/03	80,000,000	2012/12/21
21916	Goldman Sachs SP (Asia)	Lenovo European Wts Oct 2014 A	0.150	8.000	2014/10/03	80,000,000	2012/12/21
21917	Goldman Sachs SP (Asia)	Yurun Food European Wts Aug 2013 A	0.290	6.50 per unit	2013/08/05	80,000,000	2012/12/21
21918	Goldman Sachs SP (Asia)	Yanzhou Coal Euro Wts Dec 2013 A	0.150	14.280	2013/12/02	80,000,000	2012/12/21
21906	Merrill Lynch Int'l & Co. C.V.	CAM CSI300 Eu Wt May 2013 A	0.168	29.000	2013/05/20	80,000,000	2012/12/21
21905	Merrill Lynch Int'l & Co. C.V.	CAM CSI300 Eu Wt Jun 2013 A	0.345	26.290	2013/06/21	80,000,000	2012/12/21
21904	Merrill Lynch Int'l & Co. C.V.	CAM CSI300 Eu Wt Nov 2013 A	0.152	32.990	2013/11/18	80,000,000	2012/12/21
21897	Merrill Lynch Int'l & Co. C.V.	BOCL European Wt Nov 2013 A	0.250	3.71 per unit	2013/11/18	40,000,000	2012/12/21
21901	Merrill Lynch Int'l & Co. C.V.	CC Bank Euro Wts Jul 2013 A	0.255	7.11 per unit	2013/07/15	80,000,000	2012/12/21
21900	Merrill Lynch Int'l & Co. C.V.	Ch Shenhua Eu Wt Jul 2013 B	0.250	34.010	2013/07/29	40,000,000	2012/12/21
21899	Merrill Lynch Int'l & Co. C.V.	ICBC Euro Wts Sep 2013 A	0.250	6.31 per unit	2013/09/02	80,000,000	2012/12/21
21903	Merrill Lynch Int'l & Co. C.V.	JX Copper Eu Wts Jul 2013 A	0.250	21.210	2013/07/29	40,000,000	2012/12/21
21898	Merrill Lynch Int'l & Co. C.V.	Ping An Euro Wts Jul 2013 B	0.405	66.010	2013/07/22	40,000,000	2012/12/21
21902	Merrill Lynch Int'l & Co. C.V.	Tencent Eu Put Wt Jul2013 C	0.165	228.68 per 100 units	2013/07/15	80,000,000	2012/12/21
21919	SGA Societe Generale Acceptance N.V.	AIA Eur Wt Sep 2013 B	0.160	35.000	2013/09/30	100,000,000	2012/12/21
21907	SGA Societe Generale Acceptance N.V.	CCCCL Eu Wt Jul2013 A	0.590	8 per unit	2013/07/03	50,000,000	2012/12/21
21908	SGA Societe Generale Acceptance N.V.	CMB Eu Wts Jul 2013 A	0.340	20.88 per unit	2013/07/08	50,000,000	2012/12/21
21909	SGA Societe Generale Acceptance N.V.	CPIC Euro Wt May2013 A	0.195	27.200	2013/05/06	100,000,000	2012/12/21
21910	SGA Societe Generale Acceptance N.V.	CRail Eu Wt Jul2013 A	0.260	5.50 per unit	2013/07/10	50,000,000	2012/12/21
21911	SGA Societe Generale Acceptance N.V.	ChiUnicom Eu Wt Jul13 A	0.495	15.50 per unit	2013/07/10	30,000,000	2012/12/21
21912	SGA Societe Generale Acceptance N.V.	Lenovo Eu Wt Jul 13 A	0.395	8.88 per unit	2013/07/03	50,000,000	2012/12/21
21913	SGA Societe Generale Acceptance NV	NewWorld Dev Eu Wt Dec14A	0.185	12.880	2014/12/29	150,000,000	2012/12/21
21914	SGA Societe Generale Acceptance N.V.	PICC P&C Eu Wt May13A	0.580	11.38 per unit	2013/05/29	30,000,000	2012/12/21
18283 #	Standard Chartered Bank	Tencent Hldg Euro Wts May 2013 A	0.107	272.88 per 100 units	2013/05/24	100,000,000	2012/12/21
21962	BNP Paribas Arbit Issu B.V.	Belle Int'l Euro Wt Apr 2014 A	0.250	19.880	2014/04/02	100,000,000	2012/12/24
21963	BNP Paribas Arbit Issu B.V.	BOCL European Wts Dec 2013 A	0.250	3.92 per unit	2013/12/03	200,000,000	2012/12/24
21964	BNP Paribas Arbit Issu B.V.	CNBM European Wts Aug 2014 A	0.250	13.280	2014/08/04	100,000,000	2012/12/24
21965	BNP Paribas Arbit Issu B.V.	Chi Res Land Eu Wt Jan 2014 A	0.250	24.880	2014/01/03	100,000,000	2012/12/24
21954	Credit Suisse AG	China Mobile European Warrants May 2013 C	0.450	88.900	2013/05/31	80,000,000	2012/12/24
21955	Credit Suisse AG	China Mobile European Warrants Jun 2013 E	0.390	90.900	2013/06/07	80,000,000	2012/12/24
21956	Credit Suisse AG	China Mobile European Warrants Jun 2013 F	0.360	92.500	2013/06/24	80,000,000	2012/12/24
21957	Credit Suisse AG	China Mobile European Warrants Jul 2013 A	0.180	102.000	2013/07/22	80,000,000	2012/12/24
21958	Credit Suisse AG	HSI European Warrants May 2013 F	0.150	23,300 per 6,000 units	2013/05/30	200,000,000	2012/12/24
21952	Credit Suisse AG	Tencent Holdings European Wts Sep 2013 A	0.150	288.90 per 100 units	2013/09/02	80,000,000	2012/12/24
21953	Credit Suisse AG	Tencent Holdings Euro Put Wts Jul 2013 D	0.150	228.85 per 100 units	2013/07/29	80,000,000	2012/12/24
21939	Citigroup Global Mkt H Inc.	Agricultural Bk Eu Wt Sep 13 A	0.250	4.38 per unit	2013/09/30	100,000,000	2012/12/24
21941	Citigroup Global Mkt H Inc.	CNOOC European Wts Mar 2014 A	0.250	17.800	2014/03/04	100,000,000	2012/12/24
21940	Citigroup Global Mkt H Inc.	PetroChina Euro Wts Jun 2013 A	0.250	13.08 per unit	2013/06/24	100,000,000	2012/12/24
21971	Daiwa Capital Mkt	HSI European Put Warrants Aug 2013 A	0.370	24,800 per 9,000 units	2013/08/29	128,000,000	2012/12/24
21972	Goldman Sachs SP (Asia)	Agri Bk European Wts Oct 2013 A	0.255	4.28 per unit	2013/10/03	80,000,000	2012/12/24
21976	Goldman Sachs SP (Asia)	BOC HK European Wts Mar 2014 A	0.151	26.880	2014/03/31	80,000,000	2012/12/24

Newly listed derivative warrants (continued)

Code	Issuer	Name of issue	Issue prices (HK\$)	Strike level/ Subscription price (HK\$) per 10 units	Subscription/ exercise period	Unit issued on initial listing	Listing date
21975	Goldman Sachs SP (Asia)	China Life Euro Wts Jun 2013 C	0.167	25.000	2013/06/05	80,000,000	2012/12/24
21974	Goldman Sachs SP (Asia)	CNBM European Warrants Jul 2014 A	0.251	12.200	2014/07/02	80,000,000	2012/12/24
21973	Goldman Sachs SP (Asia)	China Railway Euro Wts Sep 2013 A	0.250	5.50 per unit	2013/09/02	80,000,000	2012/12/24
21935	HK Bank	China Mobile European Warrants Jun 2013 B	0.180	102.080	2013/06/03	100,000,000	2012/12/24
21934	HK Bank	A50 China European Warrants Oct 2013 A	0.260	13.18 per unit	2013/10/28	80,000,000	2012/12/24
21933	HK Bank	A50 China European Warrants Apr 2014 A	0.150	10.020	2014/04/29	200,000,000	2012/12/24
21936	HK Bank	HSI European Warrants Aug 2013 A	0.250	23,900 per 6,000 units	2013/08/29	200,000,000	2012/12/24
21938	HK Bank	Lenovo European Warrants Jun 2013 A	0.250	9.08 per unit	2013/06/24	60,000,000	2012/12/24
21937	HK Bank	Sands China European Warrants Jun 2013 B	0.250	40.280	2013/06/24	60,000,000	2012/12/24
21980	Merrill Lynch Int'l & Co. C.V.	China Life Eu Wt Jan 2014 A	0.250	27.710	2014/01/27	60,000,000	2012/12/24
21970	Merrill Lynch Int'l & Co. C.V.	A50 China Eur Wt Apr 2014 A	0.177	10.020	2014/04/29	80,000,000	2012/12/24
21969	Merrill Lynch Int'l & Co. C.V.	A50 China Eur Wt Sep 2014 A	0.157	10.980	2014/09/15	80,000,000	2012/12/24
21979	Merrill Lynch Int'l & Co. C.V.	Ping An Euro Wts Sep 2013 A	0.440	70.990	2013/09/03	40,000,000	2012/12/24
21978	Merrill Lynch Int'l & Co. C.V.	Tencent Euro Wts Jul 2013 D	0.280	244.99 per 100 units	2013/07/16	60,000,000	2012/12/24
21959	CC Rabobank B.A.	CSOP A50 ETF European Warrants May 2013 B	0.250	11.52 per unit	2013/05/28	40,000,000	2012/12/24
21960	CC Rabobank B.A.	CSOP A50 ETF European Warrants Jun 2013 B	0.250	12.20 per unit	2013/06/24	40,000,000	2012/12/24
21961	CC Rabobank B.A.	CSOP A50 ETF European Put Wts Jun 2013 C	0.370	9.10 per unit	2013/06/24	30,000,000	2012/12/24
21944	Standard Chartered Bank	China Mobile Euro Wts Jul 2013 A	0.250	105.000	2013/07/23	100,000,000	2012/12/24
21942	Standard Chartered Bank	Ping An European Wts Jul 2013 A	0.250	74.880	2013/07/03	100,000,000	2012/12/24
21943	Standard Chartered Bank	Ping An Euro Put Wts Aug 2013 B	0.500	58.880	2013/08/05	80,000,000	2012/12/24
21945	SGA Societe Generale Acceptance N.V.	Anhui Conch Eu Wt Jun13B	0.200	33.230	2013/06/24	100,000,000	2012/12/24
21949	SGA Societe Generale Acceptance N.V.	CCB Eur Wt Nov 2013 A	0.250	7.60 per unit	2013/11/18	150,000,000	2012/12/24
21946	SGA Societe Generale Acceptance N.V.	CNBM Eu Wt Jul 2013 A	0.640	14 per unit	2013/07/08	30,000,000	2012/12/24
21930	SGA Societe Generale Acceptance N.V.	CNOOC Eu Wt Dec2014 A	0.255	18.880	2014/12/15	300,000,000	2012/12/24
21931	SGA Societe Generale Acceptance N.V.	CP&CC Eu Wt Jul2013 A	0.250	10.18 per unit	2013/07/03	50,000,000	2012/12/24
21947	SGA Societe Generale Acceptance N.V.	PICC P&C Eu Wt Jul13A	0.350	13.50 per unit	2013/07/08	30,000,000	2012/12/24
21950	SGA Societe Generale Acceptance N.V.	Ping An Eu Wt Jun2013C	0.345	70.880	2013/06/24	150,000,000	2012/12/24
21951	SGA Societe Generale Acceptance N.V.	Ping An Eu Wt Aug2013A	0.280	76.000	2013/08/05	150,000,000	2012/12/24
21932	SGA Societe Generale Acceptance N.V.	SHK P Eu Wt Jul2013 A	0.415	128.880	2013/07/03	50,000,000	2012/12/24
21948	SGA Societe Generale Acceptance NV	Yanzhou Coal Eu Wt Jul13A	0.510	15.88 per unit	2013/07/15	30,000,000	2012/12/24
21968	UBS AG	Agricultural Bank European Warrants Sep 2013 A	0.250	4.18 per unit	2013/09/16	100,000,000	2012/12/24
21967	UBS AG	CC Bank European Put Warrants Jun 2013 A	0.190	5.47 per unit	2013/06/03	100,000,000	2012/12/24
21977	UBS AG	CSOP A50 ETF European Warrants Jun 2013 D	0.250	12.28 per unit	2013/06/24	100,000,000	2012/12/24
21966	UBS AG	Galaxy Ent European Warrants May 2013 A	0.270	30.930	2013/05/20	100,000,000	2012/12/24
20759 #	Merrill Lynch Int'l & Co. C.V.	HSI Euro Put Wts Mar 2013 D	0.048	21,300 per 8,000 units	2013/03/27	250,000,000	2012/12/24
22048	BNP Paribas Arbit Issu B.V.	Agricultural Bank Eu Wt Oct13A	0.250	4.28 per unit	2013/10/03	100,000,000	2012/12/27
21992	BNP Paribas Arbit Issu B.V.	CAM CSI300 Euro Wts Jan 2014 A	0.250	32.880	2014/01/03	130,000,000	2012/12/27
21993	BNP Paribas Arbit Issu B.V.	CSOP A50 ETF Eu Wts Jul 2013 A	0.260	12.28 per unit	2013/07/03	80,000,000	2012/12/27
21991	BNP Paribas Arbit Issu B.V.	CSOP A50 ETF Eu Wts Dec 2015 A	0.250	10.300	2015/12/03	200,000,000	2012/12/27
22051	BNP Paribas Arbit Issu B.V.	A50 China Euro Wts Jul 2013 A	0.360	12.38 per unit	2013/07/03	200,000,000	2012/12/27
22049	BNP Paribas Arbit Issu B.V.	Haier Elec Euro Wts Dec 2013 A	0.250	12.880	2013/12/03	76,000,000	2012/12/27
22050	BNP Paribas Arbit Issu B.V.	Yanzhou Coal Eur Wt Sep 2013 B	0.150	14.020	2013/09/30	100,000,000	2012/12/27
22034	Credit Suisse AG	CC Bank European Warrants May 2013 C	0.550	6.09 per unit	2013/05/31	80,000,000	2012/12/27

Newly listed derivative warrants (continued)

Code	Issuer	Name of issue	Issue prices (HK\$)	Strike level/ Subscription price (HK\$) per 10 units	Subscription/ exercise period	Unit issued on initial listing	Listing date
22036	Credit Suisse AG	CC Bank European Warrants May 2013 D	0.260	6.82 per unit	2013/05/31	80,000,000	2012/12/27
22035	Credit Suisse AG	CC Bank European Warrants Jul 2013 B	0.150	7.29 per unit	2013/07/08	80,000,000	2012/12/27
22037	Credit Suisse AG	CC Bank European Warrants Aug 2013 A	0.370	6.36 per unit	2013/08/05	80,000,000	2012/12/27
22038	Credit Suisse AG	Sinopec Corp European Warrants May 2013 A	0.550	8.72 per unit	2013/05/31	80,000,000	2012/12/27
22039	Credit Suisse AG	Sinopec Corp European Warrants Aug 2013 A	0.150	10.90 per unit	2013/08/01	80,000,000	2012/12/27
22040	Credit Suisse AG	CSOP A50 ETF European Warrants Jun 2013 C	0.250	12.88 per unit	2013/06/28	80,000,000	2012/12/27
22021	Citigroup Global Mkt H Inc.	Anhui Conch Euro Wt Oct 2013 A	0.250	36.800	2013/10/08	100,000,000	2012/12/27
22027	Citigroup Global Mkt H Inc.	AIA European Wts Mar 2014 A	0.250	38.000	2014/03/24	100,000,000	2012/12/27
22026	Citigroup Global Mkt H Inc.	AIA European Put Wt Jun 2013 A	0.220	31.000	2013/06/10	80,000,000	2012/12/27
22031	Citigroup Global Mkt H Inc.	CC Bank European Wt Jul 2013 B	0.400	6.20 per unit	2013/07/29	100,000,000	2012/12/27
22005	Citigroup Global Mkt H Inc.	China Life Eu Put Wt Sep2013 A	0.150	20.880	2013/09/24	100,000,000	2012/12/27
22001	Citigroup Global Mkt H Inc.	China Mobile Eur Wt Oct 2013 A	0.150	111.000	2013/10/04	100,000,000	2012/12/27
22023	Citigroup Global Mkt H Inc.	CNBM Euro Warrants Apr 2014 A	0.250	12.880	2014/04/14	100,000,000	2012/12/27
22045	Citigroup Global Mkt H Inc.	CNBM Euro Put Wts Mar 2014 A	0.250	10.880	2014/03/24	100,000,000	2012/12/27
22017	Citigroup Global Mkt H Inc.	CNOOC Euro Put Wts Oct 2013 A	0.250	16.000	2013/10/28	80,000,000	2012/12/27
22018	Citigroup Global Mkt H Inc.	Sinopec Corp Eu Put Wt Jul13 B	0.250	6.88 per unit	2013/07/08	80,000,000	2012/12/27
22022	Citigroup Global Mkt H Inc.	China Tel Euro Wts Sep 2013 A	0.250	5.28 per unit	2013/09/30	100,000,000	2012/12/27
22000	Citigroup Global Mkt H Inc.	ChiUnicom Euro Wts Aug 2013 A	0.150	13.000	2013/08/27	100,000,000	2012/12/27
22020	Citigroup Global Mkt H Inc.	Henganintl Euro Wts Nov 2013 A	0.250	94.000	2013/11/18	100,000,000	2012/12/27
22006	Citigroup Global Mkt H Inc.	HKEx European Wts Apr 2013 A	0.240	152.880	2013/04/02	100,000,000	2012/12/27
22002	Citigroup Global Mkt H Inc.	Jiangxi Copper Eu Wt Aug2013 A	0.200	24.500	2013/08/19	100,000,000	2012/12/27
22047	Citigroup Global Mkt H Inc.	KECL European Wts Jul 2013 A	0.500	18.88 per unit	2013/07/02	100,000,000	2012/12/27
22046	Citigroup Global Mkt H Inc.	KECL Euro Put Wts Dec 2013 A	0.250	15.000	2013/12/16	100,000,000	2012/12/27
22029	Citigroup Global Mkt H Inc.	Li & Fung Euro Wt Jul 2013 A	0.250	12.880	2013/07/29	100,000,000	2012/12/27
22032	Citigroup Global Mkt H Inc.	PICC P&C Euro Wts Mar 2014 A	0.250	9.500	2014/03/31	100,000,000	2012/12/27
22019	Citigroup Global Mkt H Inc.	Ping An Euro Wts Nov 2013 A	0.250	83.880	2013/11/11	100,000,000	2012/12/27
22004	Citigroup Global Mkt H Inc.	Sands China Euro Wt Jul 2013 A	0.240	40.000	2013/07/02	100,000,000	2012/12/27
22016	Citigroup Global Mkt H Inc.	Sands China Eu Put Wt Jul13 B	0.250	28.000	2013/07/08	80,000,000	2012/12/27
22028	Citigroup Global Mkt H Inc.	Yanzhou Coal Eur Wts Nov 2013 A	0.150	14.280	2013/11/27	100,000,000	2012/12/27
22003	Citigroup Global Mkt H Inc.	Zijin Mining Eu Wts Aug 2013 A	0.180	4.08 per unit	2013/08/26	100,000,000	2012/12/27
22052	Daiwa Capital Mkt	CAM CSI300 European Warrants Oct 2013 A	0.250	34.000	2013/10/02	128,000,000	2012/12/27
22013	Goldman Sachs SP (Asia)	CAM CSI300 European Wts Jan 2014 A	0.251	34.000	2014/01/03	80,000,000	2012/12/27
22010	Goldman Sachs SP (Asia)	BOC HK European Wts Mar 2014 B	0.151	26.880	2014/03/17	80,000,000	2012/12/27
22009	Goldman Sachs SP (Asia)	CITIC Sec European Wts Dec 2013 A	0.251	20.000	2013/12/02	80,000,000	2012/12/27
22012	Goldman Sachs SP (Asia)	CSOP A50 ETF Euro Wts Aug 2013 A	0.296	12.28 per unit	2013/08/01	80,000,000	2012/12/27
22011	Goldman Sachs SP (Asia)	A50 China European Wts Sep 2013 B	0.586	12 per unit	2013/09/02	80,000,000	2012/12/27
21997	HK Bank	CAM CSI300 European Warrants Dec 2013 A	0.250	34.880	2013/12/09	100,000,000	2012/12/27
21999	HK Bank	CPIC European Warrants Sep 2013 A	0.250	30.880	2013/09/02	68,000,000	2012/12/27
21995	HK Bank	CSOP A50 ETF European Warrants Jun 2013 B	0.250	12.38 per unit	2013/06/27	80,000,000	2012/12/27
22007	HK Bank	A50 China European Warrants Sep 2014 A	0.150	11.010	2014/09/15	200,000,000	2012/12/27
21994	HK Bank	A50 China European Warrants Oct 2014 A	0.150	11.610	2014/10/28	200,000,000	2012/12/27
21996	HK Bank	Tencent European Warrants Sep 2013 A	0.150	288.90 per 100 units	2013/09/06	150,000,000	2012/12/27
21998	HK Bank	Tencent European Put Warrants Jul 2013 C	0.150	228.80 per 100 units	2013/07/15	100,000,000	2012/12/27

Newly listed derivative warrants (continued)

Code	Issuer	Name of issue	Issue prices (HK\$)	Strike level/ Subscription price (HK\$) per 10 units	Subscription/ exercise period	Unit issued on initial listing	Listing date
22053	Macquarie Bank Ltd.	BOCL European Warrants Oct 2013 A	0.250	4 per unit	2013/10/04	100,000,000	2012/12/27
22025	Macquarie Bank Ltd.	CSOP A50 ETF European Wts Jul 2013 A	0.250	13 per unit	2013/07/03	40,000,000	2012/12/27
21983	Nomura Int'l plc	Digital China European Wts Jun 2014 A	0.252	15.980	2014/06/30	50,000,000	2012/12/27
21986	Nomura Int'l plc	Haier Elec European Warrants Mar 2014 A	0.251	13.680	2014/03/18	50,000,000	2012/12/27
21984	Nomura Int'l plc	HuanengPower European Warrants Sep 2013 A	0.268	8.88 per unit	2013/09/23	50,000,000	2012/12/27
21981	Nomura Int'l plc	KECL European Warrants Apr 2014 A	0.160	16.900	2014/04/28	80,000,000	2012/12/27
21985	Nomura Int'l plc	Lenovo European Warrants Jun 2013 A	0.154	9.91 per unit	2013/06/06	80,000,000	2012/12/27
21982	Nomura Int'l plc	Luk Fook Hold European Wts Sep 2013 A	0.256	33.080	2013/09/23	50,000,000	2012/12/27
21987	Nomura Int'l plc	Sh Electric European Warrants Oct 2013 A	0.258	4.48 per unit	2013/10/28	50,000,000	2012/12/27
21989	Nomura Int'l plc	Tencent Holdings Euro Warrants Jun 2013 A	0.152	278 per 100 units	2013/06/27	80,000,000	2012/12/27
21990	Nomura Int'l plc	Tencent Holdings Euro Put Wts Jul 2013 A	0.170	228.88 per 100 units	2013/07/15	80,000,000	2012/12/27
21988	Nomura Int'l plc	Zijin Mining European Warrants Aug 2013 A	0.156	4.088 per unit	2013/08/23	80,000,000	2012/12/27
22008	Standard Chartered Bank	China Life European Wts Sep 2013 A	0.250	25.500	2013/09/06	100,000,000	2012/12/27
22041	UBS AG	China Mobile European Warrants Jun 2013 E	0.550	89.880	2013/06/26	200,000,000	2012/12/27
22015	UBS AG	CSOP A50 ETF European Put Warrants Jun 2013 E	0.280	8.88 per unit	2013/06/26	100,000,000	2012/12/27
22043	UBS AG	Esprit European Warrants Jul 2013 A	0.190	13.900	2013/07/29	100,000,000	2012/12/27
22014	UBS AG	A50 China European Put Warrants May 2013 A	0.150	8.99 per unit	2013/05/24	100,000,000	2012/12/27
22042	UBS AG	Jiangxi Copper European Warrants Aug 2013 A	0.210	21.850	2013/08/27	100,000,000	2012/12/27
22044	UBS AG	Ping An European Warrants Jul 2013 A	0.250	74.880	2013/07/29	100,000,000	2012/12/27
22057	BOCI Asia Ltd.	KECL European Warrants Dec 2013 A	0.190	15.900	2013/12/03	100,000,000	2012/12/28
22056	BOCI Asia Ltd.	Ping An European Warrants May 2013 A	0.230	70.900	2013/05/06	100,000,000	2012/12/28
22118	Credit Suisse AG	Agricultural Bank European Wts Jul 2013 B	0.250	4.18 per unit	2013/07/29	80,000,000	2012/12/28
22114	Credit Suisse AG	AIA European Warrants May 2013 C	0.200	30.900	2013/05/27	80,000,000	2012/12/28
22117	Credit Suisse AG	BOC HK European Warrants Aug 2013 A	0.150	25.900	2013/08/30	70,000,000	2012/12/28
22119	Credit Suisse AG	BOCL European Warrants Aug 2013 A	0.250	3.78 per unit	2013/08/26	80,000,000	2012/12/28
22091	Credit Suisse AG	Cheung Kong European Warrants Apr 2013 A	0.200	138.000	2013/04/08	70,000,000	2012/12/28
22092	Credit Suisse AG	Cheung Kong European Warrants Jun 2013 A	0.250	138.880	2013/06/28	70,000,000	2012/12/28
22093	Credit Suisse	Cheung Kong European Put Warrants Jun 2013 B	0.400	105.880	2013/06/28	70,000,000	2012/12/28
22121	Credit Suisse AG	China Life European Warrants Jul 2013 A	0.150	26.600	2013/07/22	80,000,000	2012/12/28
22107	Credit Suisse AG	CNOOC European Warrants Jul 2013 A	0.620	19.08 per unit	2013/07/08	80,000,000	2012/12/28
22105	Credit Suisse AG	ChiUnicom European Warrants Jul 2013 A	0.500	13.98 per unit	2013/07/08	80,000,000	2012/12/28
22106	Credit Suisse AG	China Unicom European Put Wts Jul 2013 B	0.400	10.08 per unit	2013/07/08	80,000,000	2012/12/28
22104	Credit Suisse AG	HKEx European Put Warrants Sep 2013 A	0.150	128 per 100 units	2013/09/13	100,000,000	2012/12/28
22094	Credit Suisse AG	HSBC European Wts May 2013 B	0.450	80.000	2013/05/31	80,000,000	2012/12/28
22095	Credit Suisse AG	HSBC European Wts Jul 2013 A	0.300	86.900	2013/07/08	80,000,000	2012/12/28
22097	Credit Suisse AG	HSBC European Wts Sep 2013 A	0.160	93.900	2013/09/02	80,000,000	2012/12/28
22098	Credit Suisse AG	HSBC European Put Warrants May 2013 C	0.150	71.950	2013/05/07	80,000,000	2012/12/28
22099	Credit Suisse AG	Hutchison European Warrants Jun 2013 D	0.250	92.880	2013/06/28	80,000,000	2012/12/28
22111	Credit Suisse AG	ICBC European Warrants Jun 2013 D	0.280	5.74 per unit	2013/06/24	80,000,000	2012/12/28
22112	Credit Suisse AG	ICBC European Warrants Jun 2013 E	0.380	5.49 per unit	2013/06/28	80,000,000	2012/12/28
22110	Credit Suisse AG	ICBC European Warrants Jul 2013 B	0.250	5.92 per unit	2013/07/22	80,000,000	2012/12/28
22113	Credit Suisse AG	ICBC European Warrants Aug 2013 A	0.250	6.30 per unit	2013/08/26	80,000,000	2012/12/28
22103	Credit Suisse AG	KECL European Warrants Jun 2013 A	0.750	18 per unit	2013/06/28	70,000,000	2012/12/28

Newly listed derivative warrants (continued)

Code	Issuer	Name of issue	Issue prices (HK\$)	Strike level/ Subscription price (HK\$) per 10 units	Subscription/ exercise period	Unit issued on initial listing	Listing date
22108	Credit Suisse AG	Lenovo European Warrants Jul 2013 A	0.250	9.18 per unit	2013/07/08	80,000,000	2012/12/28
22122	Credit Suisse AG	Link REIT European Warrants Jul 2013 A	0.180	42.900	2013/07/22	80,000,000	2012/12/28
22102	Credit Suisse AG	MTRC European Warrants Dec 2013 A	0.200	35.000	2013/12/23	70,000,000	2012/12/28
22120	Credit Suisse AG	Ping An European Warrants Aug 2013 A	0.250	78.880	2013/08/26	80,000,000	2012/12/28
22115	Credit Suisse AG	Sands China European Warrants May 2013 A	0.200	39.000	2013/05/31	70,000,000	2012/12/28
22101	Credit Suisse AG	SHK Ppt European Warrants Jun 2013 A	0.250	141.880	2013/06/28	70,000,000	2012/12/28
22100	Credit Suisse AG	SHK Ppt European Put Warrants Aug 2013 A	0.150	89.950	2013/08/26	70,000,000	2012/12/28
22109	Credit Suisse AG	Yanzhou Coal European Warrants Jul 2013 A	0.320	16.38 per unit	2013/07/08	80,000,000	2012/12/28
22085	Goldman Sachs SP (Asia)	CM Bank European Wts Oct 2013 A	0.746	20 per unit	2013/10/03	80,000,000	2012/12/28
22089	Goldman Sachs SP (Asia)	Chow Tai Fook Euro Wts Aug 2014 A	0.250	13.500	2014/08/04	80,000,000	2012/12/28
22087	Goldman Sachs SP (Asia)	China Mengniu Euro Wt Nov 2013 A	0.250	24.500	2013/11/05	80,000,000	2012/12/28
22086	Goldman Sachs SP (Asia)	PICC European Warrants Aug 2013 A	0.622	12 per unit	2013/08/01	80,000,000	2012/12/28
22088	Goldman Sachs SP (Asia)	Ping An European Wts Jul 2013 A	0.338	70.000	2013/07/02	80,000,000	2012/12/28
22075	Macquarie Bank Ltd.	Henganintl European Wts Oct 2015 A	0.150	82.88 per 100 units	2015/10/05	200,000,000	2012/12/28
22054	Macquarie Bank Ltd.	Tencent European Warrants Aug 2013 B	0.176	268.80 per 100 units	2013/08/02	200,000,000	2012/12/28
22081	Standard Chartered Bank	CSOP A50 ETF Euro Wts Jul 2013 A	0.250	12.88 per unit	2013/07/05	100,000,000	2012/12/28
22082	Standard Chartered Bank	CSOP A50 ETF Euro Wts Aug 2014 A	0.250	8.880	2014/08/08	200,000,000	2012/12/28
22084	Standard Chartered Bank	A50 China Euro Warrants Dec 2013 A	0.380	13.68 per unit	2013/12/09	100,000,000	2012/12/28
22083	Standard Chartered Bank	A50 China Euro Warrants Aug 2014 A	0.250	9.180	2014/08/08	200,000,000	2012/12/28
22059	SGA Societe Generale Acceptance N.V.	CCB Eur Wt May 2013 D	0.260	6.82 per unit	2013/05/27	150,000,000	2012/12/28
22070	SGA Societe Generale Acceptance N.V.	Chi COSCO Eu Wt Jun 13 A	0.150	5.20 per unit	2013/06/05	80,000,000	2012/12/28
22058	SGA Societe Generale Acceptance N.V.	CK(H) Eu Wt Jul 2013B	0.230	145.900	2013/07/31	100,000,000	2012/12/28
22066	SGA Societe Generale Acceptance N.V.	Ch Overseas Eu Wt Jul13A	0.180	25.000	2013/07/31	100,000,000	2012/12/28
22067	SGA Societe Generale AcceptanceNV	COverseas Eu Put Wt Sep13A	0.155	19.880	2013/09/30	100,000,000	2012/12/28
22071	SGA Societe Generale Acceptance N.V.	CRail Eu Wt May 2013A	0.345	4.98 per unit	2013/05/20	30,000,000	2012/12/28
22060	SGA Societe Generale Acceptance NV	CSOP A50 ETF Eu Wt Jun13B	0.400	11.28 per unit	2013/06/03	80,000,000	2012/12/28
22061	SGA Societe Generale Acceptance NV	CSOP A50 ETF Eu Wt Jun13C	0.250	12.08 per unit	2013/06/19	80,000,000	2012/12/28
22072	SGA Societe Generale Acceptance N.V.	Galaxy Ent Eu Wt Jul13A	0.150	35.000	2013/07/03	100,000,000	2012/12/28
22073	SGA Societe Generale Acceptance N.V.	HLand Eur Wt Jul 13 A	0.245	62.000	2013/07/03	50,000,000	2012/12/28
22068	SGA Societe Generale Acceptance N.V.	HSBC Eu Wt May 2013 C	0.275	83.880	2013/05/27	168,000,000	2012/12/28
22063	SGA Societe Generale Acceptance N.V.	HSBC Eu Wt Jun 2013 B	0.170	90.000	2013/06/26	168,000,000	2012/12/28
22062	SGA Societe Generale Acceptance N.V.	HSI Eur Wt May 2013 D	0.160	22,800 per 6,400 units	2013/05/30	300,000,000	2012/12/28
22069	SGA Societe Generale Acceptance N.V.	ICBC Eu Wt Jul 2013 B	0.250	6 per unit	2013/07/03	150,000,000	2012/12/28
22074	SGA Societe Generale Acceptance NV	Zijin Mining Eu Wt Aug13A	0.165	4.08 per unit	2013/08/26	80,000,000	2012/12/28
22080	UBS AG	CAM CSI300 European Warrants Oct 2013 B	0.250	34.880	2013/10/31	200,000,000	2012/12/28
22079	UBS AG	CAM CSI300 European Put Warrants Sep 2013 B	0.250	27.880	2013/09/23	100,000,000	2012/12/28
22077	UBS AG	CITIC Bank European Warrants Aug 2013 A	0.300	5.18 per unit	2013/08/19	100,000,000	2012/12/28
22055	UBS AG	Esprit European Warrants Jul 2013 B	0.250	11.880	2013/07/09	100,000,000	2012/12/28
22078	UBS AG	HSCEI European Warrants Dec 2013 B	0.250	12,000 per 3,800 units	2013/12/30	100,000,000	2012/12/28
22076	UBS AG	Yurun Food European Warrants Jul 2013 A	0.670	6.68 per unit	2013/07/15	100,000,000	2012/12/28
21443 #	Macquarie Bank Ltd.	CSOP A50 ETF European Wts Jun 2013 A	0.380	11.50 per unit	2013/06/04	30,000,000	2012/12/28
22146	Credit Suisse AG	AIA European Warrants Sep 2013 B	0.150	33.900	2013/09/23	80,000,000	2012/12/31
89002	Credit Suisse AG	CAM CSI300 European Warrants Jul 2013 A	0.254	24.880	2013/07/08	50,000,000	2012/12/31

Newly listed derivative warrants (continued)

Code	Issuer	Name of issue	Issue prices (HK\$)	Strike level/ Subscription price (HK\$) per 10 units	Subscription/ exercise period	Unit issued on initial listing	Listing date
22144	Credit Suisse AG	China Shenhua European Wts Jul 2013 A	0.200	38.000	2013/07/22	70,000,000	2012/12/31
22149	Credit Suisse AG	A50 China European Put Wts May 2013 C	0.150	9 per unit	2013/05/27	80,000,000	2012/12/31
22141	Credit Suisse AG	HSI European Warrants Jun 2013 F	0.170	21,900 per 8,000 units	2013/06/27	200,000,000	2012/12/31
22143	Credit Suisse AG	HSI European Warrants Aug 2013 A	0.250	23,700 per 6,000 units	2013/08/29	200,000,000	2012/12/31
22142	Credit Suisse AG	HSI European Warrants Sep 2013 B	0.220	21,100 per 9,000 units	2013/09/27	200,000,000	2012/12/31
22138	Credit Suisse AG	HSI European Put Warrants Jul 2013 A	0.200	22,200 per 7,200 units	2013/07/30	200,000,000	2012/12/31
22139	Credit Suisse AG	HSI European Put Warrants Jul 2013 B	0.160	21,800 per 8,000 units	2013/07/30	200,000,000	2012/12/31
22140	Credit Suisse AG	HSI European Put Warrants Jul 2013 C	0.250	23,500 per 9,000 units	2013/07/30	200,000,000	2012/12/31
22137	Credit Suisse AG	HSI European Put Warrants Sep 2013 A	0.200	21,200 per 6,000 units	2013/09/27	200,000,000	2012/12/31
22145	Credit Suisse AG	Jiangxi Copper European Wts Aug 2013 A	0.150	23.500	2013/08/19	70,000,000	2012/12/31
22148	Credit Suisse AG	Ping An European Put Warrants Jul 2013 B	0.150	49.800	2013/07/29	80,000,000	2012/12/31
22157	Bank of East Asia	Agricultural Bk Euro Put Wts Oct 2013 A	0.250	3.28 per unit	2013/10/16	50,000,000	2012/12/31
22161	Bank of East Asia	Ch Comm Cons European Wts Nov 2014 A	0.150	9.010	2014/11/26	80,000,000	2012/12/31
22160	Bank of East Asia	CM Bank European Warrants May 2014 A	0.250	16.680	2014/05/29	80,000,000	2012/12/31
22158	Bank of East Asia	CM Bank European Put Warrants Apr 2014 A	0.250	16.000	2014/04/17	80,000,000	2012/12/31
22162	Bank of East Asia	CNBM European Warrants Apr 2014 A	0.200	12.520	2014/04/16	80,000,000	2012/12/31
22159	Bank of East Asia	A50 China European Put Wts Jan 2015 A	0.250	11.000	2015/01/21	80,000,000	2012/12/31
22155	Bank of East Asia	PICC European Put Warrants Dec 2014 A	0.250	10.500	2014/12/09	80,000,000	2012/12/31
22126	HK Bank	AIA European Warrants Oct 2013 A	0.180	32.930	2013/10/21	100,000,000	2012/12/31
22128	HK Bank	CC Bank European Warrants Jul 2013 C	0.250	6.78 per unit	2013/07/15	80,000,000	2012/12/31
22130	HK Bank	CNBM European Warrants Apr 2014 A	0.180	12.520	2014/04/15	80,000,000	2012/12/31
22129	HK Bank	China Shenhua European Warrants Jul 2013 A	0.170	38.050	2013/07/22	80,000,000	2012/12/31
22127	HK Bank	HWL European Warrants Jul 2013 B	0.500	78.880	2013/07/02	68,000,000	2012/12/31
22150	Macquarie Bank Ltd.	BankComm European Warrants Jul 2013 A	0.351	6.50 per unit	2013/07/03	100,000,000	2012/12/31
22136	Macquarie Bank Ltd.	A50 China European Put Wts Jul 2013 A	0.250	9.50 per unit	2013/07/03	40,000,000	2012/12/31
22151	Macquarie Bank Ltd.	Link REIT European Warrants Jul 2013 A	0.180	42.880	2013/07/22	150,000,000	2012/12/31
22132	CC Rabobank B.A.	CC Bank European Warrants Jul 2013 A	0.200	7.01 per unit	2013/07/02	80,000,000	2012/12/31
22134	CC Rabobank B.A.	CM Bank European Warrants Jul 2013 A	0.400	20.80 per unit	2013/07/02	30,000,000	2012/12/31
22135	CC Rabobank B.A.	CQRC Bank European Warrants Jul 2013 A	0.300	5 per unit	2013/07/02	40,000,000	2012/12/31
22133	CC Rabobank B.A.	HSBC European Put Warrants Jun 2013 B	0.180	70.830	2013/06/03	70,000,000	2012/12/31
22131	CC Rabobank B.A.	Ping An European Warrants Jul 2013 A	0.250	75.000	2013/07/02	80,000,000	2012/12/31
22125	Standard Chartered Bank	CAM CSI300 European Wts Dec 2013 A	0.300	30.000	2013/12/16	100,000,000	2012/12/31
22154	Standard Chartered Bank	CNOOC European Warrants Aug 2013 A	0.176	16.300	2013/08/05	100,000,000	2012/12/31
22153	Standard Chartered Bank	Sinopec Corp Euro Wts Sep 2013 A	0.320	10.18 per unit	2013/09/05	50,000,000	2012/12/31
22123	Standard Chartered Bank	HSBC European Warrants Jun 2013 B	0.224	86.400	2013/06/03	100,000,000	2012/12/31
22152	Standard Chartered Bank	MTRC European Warrants Aug 2013 A	0.250	31.380	2013/08/22	50,000,000	2012/12/31
22124	Standard Chartered Bank	SHK P European Warrants Apr 2013 A	0.218	134.880	2013/04/30	100,000,000	2012/12/31
22170	UBS AG	CITIC Sec European Warrants Jul 2013 A	0.250	17.880	2013/07/29	100,000,000	2012/12/31
22169	UBS AG	China Overseas European Warrants Oct 2013 A	0.250	25.680	2013/10/09	100,000,000	2012/12/31
22164	UBS AG	Sinopec Corp European Warrants Aug 2013 A	0.230	10.90 per unit	2013/08/01	100,000,000	2012/12/31
22168	UBS AG	CPIC European Warrants Jul 2013 B	0.250	28.880	2013/07/09	100,000,000	2012/12/31
22173	UBS AG	China Shenhua European Warrants Jul 2013 A	0.200	38.050	2013/07/22	100,000,000	2012/12/31
22167	UBS AG	HSCEI European Put Warrants Jun 2013 F	0.220	11,500 per 5,000 units	2013/06/27	100,000,000	2012/12/31

Newly listed derivative warrants (continued)

Code	Issuer	Name of issue	Issue prices (HK\$)	Strike level/ Subscription price (HK\$) per 10 units	Subscription/ exercise period	Unit issued on initial listing	Listing date
22171	UBS AG	Lenovo European Warrants Apr 2013 A	0.580	7.49 per unit	2013/04/30	100,000,000	2012/12/31
22172	UBS AG	Lenovo European Warrants Jun 2013 A	0.425	8.51 per unit	2013/06/17	100,000,000	2012/12/31
22166	UBS AG	New World European Warrants Dec 2014 A	0.230	12.900	2014/12/22	100,000,000	2012/12/31
22165	UBS AG	Sands China European Warrants Jul 2013 A	0.250	40.880	2013/07/09	100,000,000	2012/12/31
22163	UBS AG	Yanzhou Coal European Wts Nov 2013 A	0.150	14.300	2013/11/26	100,000,000	2012/12/31

Further issue

List of expired derivative warrants, 2012

Code	Warrant	Last trading date	Delisted date
28042	BOCI Asia Ltd. – Shimao Ppt European Warrants Dec 2011	2011/12/22	2012/01/03
13195	CC Rabobank B.A. – CC Bank European Warrants Dec 2011 B	2011/12/22	2012/01/03
27834	Citigroup Global Mkt H Inc. – Chi Taiping European Wts Dec11	2011/12/22	2012/01/03
11443	Citigroup Global Mkt H Inc. – Tencent European Put Wts Dec11	2011/12/22	2012/01/03
28428	Citigroup Global Mkt H Inc.-Tencent European Warrants Dec 11	2011/12/22	2012/01/03
11777	HK Bank – CNBM European Warrants Dec 2011 A	2011/12/22	2012/01/03
11779	HK Bank – Esprit European Put Warrants Dec 2011	2011/12/22	2012/01/03
27620	HK Bank – Shimao Ppt European Warrants Dec 2011	2011/12/22	2012/01/03
17850	J P Morgan SP BV – Air China European Warrants Dec 2011	2011/12/22	2012/01/03
13478	J P Morgan SP BV – China Mob European Wts Dec 2011 A	2011/12/22	2012/01/03
12457	KBC Fin Products Int'l Ltd. – A50 Ch European Put Wts Dec 11	2011/12/22	2012/01/03
21675	Macquarie Bank Ltd. – Hang Seng Bank European Wts Dec 2011	2011/12/22	2012/01/03
29280	Macquarie Bank Ltd. – Sino Land European Warrants Dec 2011	2011/12/22	2012/01/03
29967	Macquarie Bank Ltd. – Stanchart European Warrants Dec 2011	2011/12/22	2012/01/03
12779	Merrill Lynch Int'l & Co. C.V. – PetroChina Eu Wt Dec 2011	2011/12/22	2012/01/03
27048	Nomura Int'l plc – A50 China European Warrants Dec 2011	2011/12/22	2012/01/03
23815	Nomura Int'l plc – Ch LongYuan European Warrants Dec 2011	2011/12/22	2012/01/03
29009	Nomura Int'l plc – Ch Overseas European Warrants Dec 2011	2011/12/22	2012/01/03
21259	Nomura Int'l plc – China Dongxiang European Warrants Dec 11	2011/12/22	2012/01/03
11484	Nomura Int'l plc – China Life European Warrants Dec 2011	2011/12/22	2012/01/03
27464	Nomura Int'l plc – China Mengniu European Warrants Dec 2011	2011/12/22	2012/01/03
23296	Nomura Int'l plc – China Mobile European Put Warrants Dec 11	2011/12/22	2012/01/03
14403	Nomura Int'l plc – HSBC European Warrants Dec 2011 A	2011/12/22	2012/01/03
29022	Nomura Int'l plc – United Lab European Warrants Dec 2011	2011/12/22	2012/01/03
22618	RB of Scotland N.V. – Ch Comm Cons European Wts Dec 2011	2011/12/22	2012/01/03
11622	Standard Chartered Bank – Anhui Conch European Wts Dec 2011	2011/12/22	2012/01/03
12629	Standard Chartered Bank – CC Bank European Warrants Dec 11A	2011/12/22	2012/01/03
11610	Standard Chartered Bank – China Coal European Warrants Dec11	2011/12/22	2012/01/03
11623	Standard Chartered Bank – Evergrande European Wts Dec 2011	2011/12/22	2012/01/03
11594	Standard Chartered Bank – SPDR Gold Trust Euro Wts Dec11	2011/12/22	2012/01/03
12682	Standard Chartered Bank – Zijin Mining European Wts Dec11	2011/12/22	2012/01/03
12981	UBS AG – China Mobile European Warrants Dec 2011 B	2011/12/22	2012/01/03
13758	UBS AG – CNOOC European Warrants Dec 2011 B	2011/12/22	2012/01/03
12841	UBS AG – CPIC European Warrants Dec 2011	2011/12/22	2012/01/03
11846	Bank of East Asia – Cheung Kong European Warrants Jan 2012	2011/12/23	2012/01/04
11849	Bank of East Asia – Zijin Mining European Warrants Jan 2012	2011/12/23	2012/01/04
26288	BNP Paribas Arbit Issu B.V. – Air China Euro Wts Jan 2012	2011/12/23	2012/01/04
12400	BNP Paribas Arbit Issu B.V. – Ch Rongsheng European Wt Jan12	2011/12/23	2012/01/04
29706	BNP Paribas Arbit Issu B.V. – Ch Southern Air Eu Wt Jan 2012	2011/12/23	2012/01/04
29822	BNP Paribas Arbit Issu B.V. – China Gas Hold Euro Wt Jan12	2011/12/23	2012/01/04
11601	BNP Paribas Arbit Issu B.V. – CNOOC European Wts Jan 2012 A	2011/12/23	2012/01/04
11736	BNP Paribas Arbit Issu B.V. – Esprit European Wts Jan 2012	2011/12/23	2012/01/04
29864	BNP Paribas Arbit Issu B.V. – GCL-Poly Euro Wts Jan 2012	2011/12/23	2012/01/04
29708	BNP Paribas Arbit Issu B.V. – HKEx European Wts Jan 2012	2011/12/23	2012/01/04
12327	BNP Paribas Arbit Issu B.V. – ICBC European Wts Jan 2012	2011/12/23	2012/01/04
29709	BNP Paribas Arbit Issu B.V. – Lenovo European Wts Jan 2012	2011/12/23	2012/01/04
29126	BNP Paribas Arbit Issu B.V. – Realgold Mining Euro Wts Jan12	2011/12/23	2012/01/04
11200	BNP Paribas Arbit Issu B.V. – Sany Int'l Euro Wts Jan 2012	2011/12/23	2012/01/04
11506	BNP Paribas Arbit Issu B.V. – SJM Holdings Euro Wts Jan 2012	2011/12/23	2012/01/04
28652	BNP Paribas Arbit Issu B.V. – Alibaba European Warrants Jan12	2011/12/23	2012/01/04
11991	Citigroup Global Mkt H Inc. – Dongfeng European Wts Jan 2012	2011/12/23	2012/01/04
13883	Credit Suisse AG – HSBC European Wts Jan 2012	2011/12/23	2012/01/04
14313	J P Morgan SP BV – HSBC European Warrants Jan 2012	2011/12/23	2012/01/04
13326	KBC Fin Products Int'l Ltd. – Anhui Conch Euro Wts Jan 2012	2011/12/23	2012/01/04
12455	KBC Fin Products Int'l Ltd. – BOCL European Wts Jan 2012	2011/12/23	2012/01/04
12425	KBC Fin Products Int'l Ltd. – Ch Mobile Euro Wt Jan 2012	2011/12/23	2012/01/04
11970	KBC Fin Products Int'l Ltd. – China Life Euro Wts Jan 2012	2011/12/23	2012/01/04
12418	KBC Fin Products Int'l Ltd. – China Life Euro Wts Jan 2012 A	2011/12/23	2012/01/04
13104	KBC Fin Products Int'l Ltd. – China Life Euro Wts Jan 2012 B	2011/12/23	2012/01/04
13459	KBC Fin Products Int'l Ltd. – CNOOC European Wts Jan 2012	2011/12/23	2012/01/04
13088	KBC Fin Products Int'l Ltd. – HKEx Euro Warrants Jan 2012	2011/12/23	2012/01/04
13222	KBC Fin Products Int'l Ltd. – Hutchison Euro Wts Jan 2012 B	2011/12/23	2012/01/04
13093	KBC Fin Products Int'l Ltd. – ICBC European Wts Jan 2012	2011/12/23	2012/01/04
13094	KBC Fin Products Int'l Ltd. – ICBC European Wts Jan 2012 A	2011/12/23	2012/01/04
13188	KBC Fin Products Int'l Ltd.-Tencent Holdings Eu Wt Jan 2012A	2011/12/23	2012/01/04
11547	Macquarie Bank Ltd. – SJM Holdings European Warrants Jan 12	2011/12/23	2012/01/04
11868	Macquarie Bank Ltd. – Tingyi European Warrants Jan 2012	2011/12/23	2012/01/04
12813	Merrill Lynch Int'l & Co. C.V. – CNOOC European Wts Jan 2012	2011/12/23	2012/01/04
13023	Standard Chartered Bank – BOCL European Warrants Jan 2012 A	2011/12/23	2012/01/04
11764	Standard Chartered Bank – CC Bank European Warrants Jan 2012	2011/12/23	2012/01/04
12945	Standard Chartered Bank – China Mobile Euro Wts Jan 2012	2011/12/23	2012/01/04
28265	BNP Paribas Arbit Issu B.V. – Agile Ppt European Wts Jan 12	2011/12/28	2012/01/05
28853	BNP Paribas Arbit Issu B.V. – BOCL European Wts Jan 2012	2011/12/28	2012/01/05
11729	BNP Paribas Arbit Issu B.V. – CC Bank Euro Wts Jan 2012	2011/12/28	2012/01/05
27237	BNP Paribas Arbit Issu B.V. – Ch Mobile Euro Wts Jan 2012	2011/12/28	2012/01/05
12328	BNP Paribas Arbit Issu B.V. – Ch Mobile Euro Wts Jan 2012 A	2011/12/28	2012/01/05
12502	BNP Paribas Arbit Issu B.V. – Ch Ship Cont European Wt Jan12	2011/12/28	2012/01/05
12326	BNP Paribas Arbit Issu B.V. – China Life Euro Wts Jan 2012	2011/12/28	2012/01/05
27655	BNP Paribas Arbit Issu B.V. – CNOOC European Wts Jan 2012	2011/12/28	2012/01/05
12501	BNP Paribas Arbit Issu B.V. – CSR Times European Wts Jan12	2011/12/28	2012/01/05
12506	BNP Paribas Arbit Issu B.V. – HLand Dev Euro Wts Jan 2012	2011/12/28	2012/01/05
11229	BNP Paribas Arbit Issu B.V. – HSBC European Wts Jan 2012	2011/12/28	2012/01/05
12821	BNP Paribas Arbit Issu B.V. – HSBC European Wts Jan 2012 A	2011/12/28	2012/01/05
12488	BNP Paribas Arbit Issu B.V. – Wharf European Warrants Jan 12	2011/12/28	2012/01/05
11084	BNP Paribas Arbit Issu B.V. – Yurun Food European Wts Jan 12	2011/12/28	2012/01/05
27375	BNP Paribas Arbit Issu B.V. – Zijin Mining Euro Wts Jan 2012	2011/12/28	2012/01/05
29233	BNP Paribas Arbit Issu B.V. -SHK Ppt European Warrants Jan12	2011/12/28	2012/01/05

List of expired derivative warrants, 2012 (continued)

Code	Warrant	Last trading date	Delisted date
25158	BNP Paribas Arbit Issu B.V. -Ting Yi European Warrants Jan12	2011/12/28	2012/01/05
13442	CC Rabobank B.A. – China Shenhua European Warrants Jan 2012	2011/12/28	2012/01/05
12733	HK Bank – China Life European Warrants Jan 2012	2011/12/28	2012/01/05
13619	KBC Fin Products Int'l Ltd. – Agricultural Bk Eu Wt Jan2012A	2011/12/28	2012/01/05
13876	KBC Fin Products Int'l Ltd. – Ch Mobile Eu Put Wt Jan 2012	2011/12/28	2012/01/05
12807	Macquarie Bank Ltd. – Angang Steel European Wts Jan 2012	2011/12/28	2012/01/05
13364	Macquarie Bank Ltd. – Bank of EA European Warrants Jan 2012	2011/12/28	2012/01/05
12731	Macquarie Bank Ltd. – BankComm European Put Wts Jan 2012	2011/12/28	2012/01/05
12470	Macquarie Bank Ltd. – Ch Comm Cons European Wts Jan 2012	2011/12/28	2012/01/05
12471	Macquarie Bank Ltd. – Ch Oilfield European Warrants Jan 2012	2011/12/28	2012/01/05
12592	Macquarie Bank Ltd. – Ch Ship Cont European Warrants Jan 12	2011/12/28	2012/01/05
11967	Macquarie Bank Ltd. – Chi Res Power European Warrants Jan 12	2011/12/28	2012/01/05
11753	Macquarie Bank Ltd. – China Life European Wts Jan 2012	2011/12/28	2012/01/05
12472	Macquarie Bank Ltd. – China Shenhua European Wts Jan 2012	2011/12/28	2012/01/05
12638	Macquarie Bank Ltd. – CRCC European Warrants Jan 2012	2011/12/28	2012/01/05
12794	Macquarie Bank Ltd. – Esprit European Warrants Jan 2012 A	2011/12/28	2012/01/05
29787	Macquarie Bank Ltd. – GAC European Wts Jan 2012	2011/12/28	2012/01/05
12677	Macquarie Bank Ltd. – Galaxy Ent European Warrants Jan 2012	2011/12/28	2012/01/05
12697	Macquarie Bank Ltd. – Henderson Land Dev Euro Wts Jan 2012	2011/12/28	2012/01/05
12727	Macquarie Bank Ltd. – HKEx European Put Warrants Jan 2012	2011/12/28	2012/01/05
24881	Macquarie Bank Ltd. – HKEx European Warrants Jan 2012	2011/12/28	2012/01/05
12782	Macquarie Bank Ltd. – HSBC European Put Warrants Jan 2012	2011/12/28	2012/01/05
12624	Macquarie Bank Ltd. – HSBC European Warrants Jan 2012	2011/12/28	2012/01/05
12414	Macquarie Bank Ltd. – Jiangxi Copper European Wts Jan 2012	2011/12/28	2012/01/05
12412	Macquarie Bank Ltd. – Lee & Man Paper European Wts Jan12	2011/12/28	2012/01/05
12499	Macquarie Bank Ltd. – Lenovo European Warrants Jan 2012	2011/12/28	2012/01/05
12781	Macquarie Bank Ltd. – PetroChina European Wts Jan 2012	2011/12/28	2012/01/05
12795	Macquarie Bank Ltd. – SHK Ppt European Warrants Jan 2012	2011/12/28	2012/01/05
12745	Macquarie Bank Ltd. – Sinopec Corp European Wts Jan 2012	2011/12/28	2012/01/05
12639	Macquarie Bank Ltd. – Wharf European Warrants Jan 2012	2011/12/28	2012/01/05
12730	Macquarie Bank Ltd. –CHALCO European Put Warrants Jan 2012	2011/12/28	2012/01/05
12747	Nomura Int'l plc – HSBC European Warrants Jan 2012	2011/12/28	2012/01/05
13150	RB of Scotland N.V. – HSBC European Warrants Jan 2012	2011/12/28	2012/01/05
11885	SGA Societe Generale Acceptance N.V. – CLife Eu Wt Jan 2012	2011/12/28	2012/01/05
11029	SGA Societe Generale Acceptance N.V. – GAC Eur Wts Jan 2012	2011/12/28	2012/01/05
12349	SGA Societe Generale Acceptance N.V. – HSBC Eu Wt Jan 2012	2011/12/28	2012/01/05
14122	Standard Chartered Bank – Hutchison Euro Euro Wts Jan 2012	2011/12/28	2012/01/05
12797	Standard Chartered Bank-China Life European Wts Jan 2012	2011/12/28	2012/01/05
13695	UBS AG – Agricultural Bank European Warrants Jan 2012	2011/12/28	2012/01/05
11367	Citigroup Global Mkt H Inc. – ChiUnicom Euro Wts Jan 2012	2011/12/29	2012/01/06
28023	KBC Fin Products Int'l Ltd. – PetroChina Euro Wts Jan 2012	2011/12/29	2012/01/06
28143	Macquarie Bank Ltd. – Anta Sports European Warrants Jan 2012	2011/12/29	2012/01/06
12870	Merrill Lynch Int'l & Co. C.V. – BOCL European Wts Jan 2012	2011/12/29	2012/01/06
12436	CC Rabobank B.A. – China Mengniu European Warrants Jan 2012	2011/12/30	2012/01/09
12915	J P Morgan SP BV – Anhui Conch European Warrants Jan 2012	2011/12/30	2012/01/09
12918	J P Morgan SP BV – Zoomlion European Warrants Jan 2012	2011/12/30	2012/01/09
12530	Standard Chartered Bank – CNBM European Warrants Jan 2012	2011/12/30	2012/01/09
13000	BNP Paribas Arbit Issu B.V. – A50 China Euro Wts Jan 2012 A	2012/01/03	2012/01/10
13515	BNP Paribas Arbit Issu B.V. – AIA European Warrants Jan 2012	2012/01/03	2012/01/10
12946	BOCI Asia Ltd. – PetroChina European Warrants Jan 2012	2012/01/03	2012/01/10
13342	CC Rabobank B.A. – Agricultural Bk Euro Warrants Jan 2012	2012/01/03	2012/01/10
12531	CC Rabobank B.A. – BEA European Warrants Jan 2012	2012/01/03	2012/01/10
29951	CC Rabobank B.A. – China Coal European Warrants Jan 2012	2012/01/03	2012/01/10
13319	CC Rabobank B.A. – China Tel European Warrants Jan 2012	2012/01/03	2012/01/10
13802	Credit Suisse AG – AIA European Warrants Jan 2012	2012/01/03	2012/01/10
13801	Credit Suisse AG – CNOOC European Warrants Jan 2012	2012/01/03	2012/01/10
13506	J P Morgan SP BV – BOCL European Warrants Jan 2012	2012/01/03	2012/01/10
12960	J P Morgan SP BV – China Tel European Warrants Jan 2012	2012/01/03	2012/01/10
12955	J P Morgan SP BV – CITIC Bank European Warrants Jan 2012	2012/01/03	2012/01/10
12956	J P Morgan SP BV – CNOOC European Warrants Jan 2012	2012/01/03	2012/01/10
13105	KBC Fin Products Int'l Ltd. – A50 Ch Euro Wts Jan 2012	2012/01/03	2012/01/10
13108	KBC Fin Products Int'l Ltd. – BOCL European Wts Jan 2012 B	2012/01/03	2012/01/10
13227	KBC Fin Products Int'l Ltd-Tencent Hldgs Eu Put Wt Jan 2012	2012/01/03	2012/01/10
12665	Merrill Lynch Int'l & Co. C.V. – BEA European Wts Jan 2012	2012/01/03	2012/01/10
11807	Merrill Lynch Int'l & Co. C.V. – Ch Mobile Eur Wt Jan 2012 A	2012/01/03	2012/01/10
12368	Merrill Lynch Int'l & Co. C.V. – Ch Shenhua Eur Wts Jan 2012	2012/01/03	2012/01/10
13543	Merrill Lynch Int'l & Co. C.V. – Ch Telecom Eu Wt Jan 2012	2012/01/03	2012/01/10
13260	RB of Scotland N.V. – ICBC European Warrants Jan 2012 A	2012/01/03	2012/01/10
12701	SGA Societe Generale Acceptance N.V. – AGBK Eu Wt Jan 2012	2012/01/03	2012/01/10
13776	SGA Societe Generale Acceptance N.V. – CCB Eur Wt Jan 2012 A	2012/01/03	2012/01/10
12464	SGA Societe Generale Acceptance N.V. – Ch Mob Eu Wt Jan 2012	2012/01/03	2012/01/10
12896	SGA Societe Generale Acceptance N.V. – HSBC Eu Wt Jan 2012 A	2012/01/03	2012/01/10
12702	SGA Societe Generale Acceptance N.V. – ICBC Eu Wt Jan 2012	2012/01/03	2012/01/10
27015	SGA Societe Generale Acceptance N.V. – Petch Eu Wt Jan 2012	2012/01/03	2012/01/10
13714	Standard Chartered Bank – AIA European Warrants Jan 2012	2012/01/03	2012/01/10
11981	UBS AG – A50 China European Warrants Jan 2012 A	2012/01/03	2012/01/10
13344	UBS AG – CC Bank European Warrants Jan 2012	2012/01/03	2012/01/10
14045	Citigroup Global Mkt H Inc. – CNBM Euro Warrants Jan 2012	2012/01/04	2012/01/11
13463	Citigroup Global Mkt H Inc. – CNOOC European Wts Jan 2012 A	2012/01/04	2012/01/11
29353	HK Bank – BBMG European Warrants Jan 2012	2012/01/04	2012/01/11
12427	KBC Fin Products Int'l Ltd. – Ch Mobile Euro Wt Jan 2012 A	2012/01/04	2012/01/11
11971	KBC Fin Products Int'l Ltd. – China Tel Euro Wts Jan 2012	2012/01/04	2012/01/11
13309	Merrill Lynch Int'l & Co. C.V. – Ag Bk European Wts Jan 2012	2012/01/04	2012/01/11
12663	Merrill Lynch Int'l & Co. C.V. – AIA European Warrants Jan12	2012/01/04	2012/01/11
14238	Merrill Lynch Int'l & Co. C.V. – Ch Telecom Eu Wt Jan 2012 B	2012/01/04	2012/01/11
13844	Merrill Lynch Int'l & Co. C.V. – HSBC Euro Wts Jan 2012 A	2012/01/04	2012/01/11
25683	Nomura Int'l plc – A50 China European Warrants Jan 2012	2012/01/04	2012/01/11

List of expired derivative warrants, 2012 (continued)

Code	Warrant	Last trading date	Delisted date
12873	UBS AG – BOCL European Warrants Jan 2012	2012/01/04	2012/01/11
12919	UBS AG – CNOOC European Warrants Jan 2012	2012/01/04	2012/01/11
12901	UBS AG – HSBC European Warrants Jan 2012	2012/01/04	2012/01/11
12976	J P Morgan SP BV – Agricultural Bk Euro Warrants Jan 2012	2012/01/05	2012/01/12
12977	J P Morgan SP BV – Agricultural Bk Euro Warrants Jan 2012 A	2012/01/05	2012/01/12
12978	J P Morgan SP BV – Huaneng Power European Warrants Jan 2012	2012/01/05	2012/01/12
13031	Merrill Lynch Int'l & Co. C.V. – Ch Shenhua Eu Wt Jan 2012 A	2012/01/05	2012/01/12
13146	RB of Scotland N.V. – Agricultural Bk European Wts Jan 2012	2012/01/05	2012/01/12
12347	SGA Societe Generale Acceptance N.V. – CLife Eu Wt Jan 2012A	2012/01/05	2012/01/12
12882	SGA Societe Generale Acceptance N.V. – HWL Eur Wt Jan 2012	2012/01/05	2012/01/12
14138	SGA Societe Generale Acceptance N.V. –CPIC Euro Wts Jan 2012	2012/01/05	2012/01/12
12926	SGA Societe Generale Acceptance N.V.-Anhui Conch Eu Wt Jan 12	2012/01/05	2012/01/12
11913	HK Bank – Galaxy Ent European Warrants Jan 2012	2012/01/06	2012/01/13
13691	Standard Chartered Bank – HSBC European Warrants Jan 2012	2012/01/06	2012/01/13
26523	Standard Chartered Bank – PetroChina European Warrants Jan12	2012/01/06	2012/01/13
13024	J P Morgan SP BV – Yurun Food European Warrants Jan 2012	2012/01/09	2012/01/16
24917	Barclays Bank plc – A50 China European Warrants Jan 2012	2012/01/10	2012/01/17
13429	BOCI Asia Ltd. – AIA European Warrants Jan 2012	2012/01/10	2012/01/17
12621	BOCI Asia Ltd. – BOCL European Warrants Jan 2012	2012/01/10	2012/01/17
12622	BOCI Asia Ltd. – CC Bank European Warrants Jan 2012	2012/01/10	2012/01/17
12948	BOCI Asia Ltd. – China Tel European Warrants Jan 2012	2012/01/10	2012/01/17
12623	BOCI Asia Ltd. – ICBC European Warrants Jan 2012	2012/01/10	2012/01/17
13119	CC Rabobank B.A. – BOCL European Warrants Jan 2012	2012/01/10	2012/01/17
12561	CC Rabobank B.A. – Ch Comm Cons European Warrants Jan 2012	2012/01/10	2012/01/17
13599	CC Rabobank B.A. – CPIC European Warrants Jan 2012	2012/01/10	2012/01/17
12539	CC Rabobank B.A. – Nine Dragons European Warrants Jan 2012	2012/01/10	2012/01/17
13123	CC Rabobank B.A. – Sinopec Corp European Warrants Jan 2012	2012/01/10	2012/01/17
24369	Citigroup Global Mkt H Inc. – A50 China Euro Wts Jan 2012	2012/01/10	2012/01/17
14164	Credit Suisse AG – Jiangxi Copper European Wts Jan 2012	2012/01/10	2012/01/17
13885	Credit Suisse AG – Tencent Holdings European Wts Jan 2012	2012/01/10	2012/01/17
11151	J P Morgan SP BV – Cheung Kong European Warrants Jan 2012	2012/01/10	2012/01/17
13041	J P Morgan SP BV – China Mengniu European Warrants Jan 2012	2012/01/10	2012/01/17
13042	J P Morgan SP BV – CPIC European Warrants Jan 2012	2012/01/10	2012/01/17
13102	KBC Fin Products Int'l Ltd. – AIA Euro Warrants Jan 2012 A	2012/01/10	2012/01/17
13101	KBC Fin Products Int'l Ltd. – AIA European Warrants Jan 2012	2012/01/10	2012/01/17
13109	KBC Fin Products Int'l Ltd. – BOCL Euro Put Wts Jan 2012	2012/01/10	2012/01/17
13107	KBC Fin Products Int'l Ltd. – BOCL European Wts Jan 2012 A	2012/01/10	2012/01/17
13090	KBC Fin Products Int'l Ltd. – CC Bank Euro Wts Jan 2012	2012/01/10	2012/01/17
13920	KBC Fin Products Int'l Ltd. – HSBC European Wts Jan 2012 A	2012/01/10	2012/01/17
14152	Macquarie Bank Ltd. – HSBC European Warrants Jan 2012 A	2012/01/10	2012/01/17
12549	Merrill Lynch Int'l & Co. C.V. – BankComm Euro Wts Jan 2012	2012/01/10	2012/01/17
12991	Merrill Lynch Int'l & Co. C.V. – Ch Mobile Eur Wt Jan 2012 B	2012/01/10	2012/01/17
14237	Merrill Lynch Int'l & Co. C.V. – Ch Telecom Eu Wt Jan 2012 A	2012/01/10	2012/01/17
29380	Merrill Lynch Int'l & Co. C.V. – CK(H) European Wts Jan 2012	2012/01/10	2012/01/17
13843	Merrill Lynch Int'l & Co. C.V. – HSBC Euro Wts Jan 2012	2012/01/10	2012/01/17
13590	Merrill Lynch Int'l & Co. C.V. – PICC European Wts Jan 2012	2012/01/10	2012/01/17
13029	Merrill Lynch Int'l & Co. C.V. – SHK Ppt Euro Wts Jan 2012	2012/01/10	2012/01/17
13070	Nomura Int'l plc – China COSCO European Warrants Jan 2012	2012/01/10	2012/01/17
13056	Nomura Int'l plc – Poly European Warrants Jan 2012	2012/01/10	2012/01/17
13752	RB of Scotland N.V. – CNOOC European Warrants Jan 2012	2012/01/10	2012/01/17
12927	SGA Societe Generale Acceptance N.V. – BOCL Eu Wt Jan 2012	2012/01/10	2012/01/17
12928	SGA Societe Generale Acceptance N.V. – BOCL Eu Wt Jan 2012 A	2012/01/10	2012/01/17
12929	SGA Societe Generale Acceptance N.V. – Ch Mob Eu Wt Jan 12A	2012/01/10	2012/01/17
12930	SGA Societe Generale Acceptance N.V. – Ch Mob Eu Wt Jan 12B	2012/01/10	2012/01/17
13651	SGA Societe Generale Acceptance N.V. – CLife Eu Wt Jan 2012B	2012/01/10	2012/01/17
13013	SGA Societe Generale Acceptance N.V. – CP&CC Eu Wt Jan 2012A	2012/01/10	2012/01/17
12932	SGA Societe Generale Acceptance N.V. – CP&CC Eur Wt Jan 2012	2012/01/10	2012/01/17
13011	SGA Societe Generale Acceptance N.V. – Dongfeng Eu Wt Jan 12	2012/01/10	2012/01/17
13009	SGA Societe Generale Acceptance N.V. – Gome Euro Wt Jan 2012	2012/01/10	2012/01/17
13421	SGA Societe Generale Acceptance N.V. – HKEx Eu Wt Jan 2012	2012/01/10	2012/01/17
12973	SGA Societe Generale Acceptance N.V. – Shenhua Eu Wt Jan2012	2012/01/10	2012/01/17
12974	SGA Societe Generale Acceptance N.V.-Evergrande Eu Wt Jan2012	2012/01/10	2012/01/17
13631	Standard Chartered Bank – Tencent Hldg European Wts Jan 2012	2012/01/10	2012/01/17
11189	Citigroup Global Mkt H Inc. – Cheung Kong Euro Wt Jan 2012 B	2012/01/12	2012/01/19
11397	Citigroup Global Mkt H Inc. – CNOOC European Wts Jan 2012	2012/01/12	2012/01/19
14565	Credit Suisse AG – Cheung Kong European Warrants Jan 2012	2012/01/12	2012/01/19
27948	HK Bank – A50 China European Put Warrants Jan 2012	2012/01/12	2012/01/19
13043	J P Morgan SP BV – Agile Ppt European Warrants Jan 2012	2012/01/12	2012/01/19
13503	J P Morgan SP BV – SJM Holdings European Warrants Jan 2012	2012/01/12	2012/01/19
24947	J P Morgan SP BV – Skyworth Digital European Wts Jan 2012	2012/01/12	2012/01/19
11611	KBC Fin Products Int'l Ltd. – Angang Steel Euro Put Wt Jan12	2012/01/12	2012/01/19
13129	KBC Fin Products Int'l Ltd. – Ch Mobile Euro Wt Jan 2012 B	2012/01/12	2012/01/19
13130	KBC Fin Products Int'l Ltd. – Ch Mobile Euro Wt Jan 2012 C	2012/01/12	2012/01/19
13131	KBC Fin Products Int'l Ltd. – Ch Mobile Euro Wt Jan 2012 D	2012/01/12	2012/01/19
11933	KBC Fin Products Int'l Ltd. -BEA European Put Warrants Jan12	2012/01/12	2012/01/19
13791	Macquarie Bank Ltd. – Cathay Pacific European Wts Jan 2012	2012/01/12	2012/01/19
24971	Merrill Lynch Int'l & Co. C.V. – A50 China Eu Put Wt Jan 12	2012/01/12	2012/01/19
14292	Nomura Int'l plc – Agricultural Bk Euro Warrants Jan 2012	2012/01/12	2012/01/19
27452	Nomura Int'l plc – Chaoda Modern European Warrants Jan 2012	2012/01/12	2012/01/19
29070	RB of Scotland N.V. – A50 China European Put Wts Jan 2012	2012/01/12	2012/01/19
13467	RB of Scotland N.V. – China Life European Wts Jan 2012	2012/01/12	2012/01/19
13964	SGA Societe Generale Acceptance N.V. – AGBK Eu Wt Jan 2012 A	2012/01/12	2012/01/19
13416	SGA Societe Generale Acceptance N.V. – CCB Eur Wt Jan 2012	2012/01/12	2012/01/19
14341	SGA Societe Generale Acceptance N.V. – CCB Eur Wt Jan 2012 B	2012/01/12	2012/01/19
29143	SGA Societe Generale Acceptance N.V. – CK(H) Eu Wt Jan 2012	2012/01/12	2012/01/19
13777	SGA Societe Generale Acceptance N.V. – HWL Eur Wt Jan 2012 A	2012/01/12	2012/01/19
13778	SGA Societe Generale Acceptance N.V. – ICBC Eu Wt Jan 2012 A	2012/01/12	2012/01/19

List of expired derivative warrants, 2012 (continued)

Code	Warrant	Last trading date	Delisted date
11615	UBS AG – A50 China European Warrants Jan 2012	2012/01/12	2012/01/19
13118	UBS AG – AIA European Warrants Jan 2012	2012/01/12	2012/01/19
13345	UBS AG – BOCL European Warrants Jan 2012 A	2012/01/12	2012/01/19
13760	UBS AG – China Life European Warrants Jan 2012	2012/01/12	2012/01/19
13170	HK Bank – China Mobile European Warrants Jan 2012	2012/01/13	2012/01/20
13189	KBC Fin Products Int'l Ltd. – CC Bank Euro Wts Jan 2012 A	2012/01/13	2012/01/20
13190	KBC Fin Products Int'l Ltd. – HSBC Euro Put Wts Jan 2012	2012/01/13	2012/01/20
13175	KBC Fin Products Int'l Ltd. – HSBC European Wts Jan 2012	2012/01/13	2012/01/20
13179	KBC Fin Products Int'l Ltd. – Hutchison Euro Wts Jan 2012	2012/01/13	2012/01/20
13180	KBC Fin Products Int'l Ltd. – Hutchison Euro Wts Jan 2012 A	2012/01/13	2012/01/20
13181	KBC Fin Products Int'l Ltd. – SHK Ppt European Wts Jan 2012	2012/01/13	2012/01/20
13174	KBC Fin Products Int'l Ltd. – Wharf Euro Warrants Jan 2012	2012/01/13	2012/01/20
13185	KBC Fin Products Int'l Ltd. –Tencent Holdings Eu Wt Jan 2012	2012/01/13	2012/01/20
13178	KBC Fin Products Int'l Ltd.–Henderson Land Dev Eu Wt Jan2012	2012/01/13	2012/01/20
13192	KBC Fin Products Int'l Ltd.–Henderson Land Eu Put Wt Jan2012	2012/01/13	2012/01/20
13168	Macquarie Bank Ltd. – Longfor PPT European Warrants Jan 2012	2012/01/13	2012/01/20
12984	Bank of East Asia – Esprit European Warrants Jan 2012	2012/01/16	2012/01/26
12490	Bank of East Asia – Hutchison European Warrants Jan 2012	2012/01/16	2012/01/26
24479	BNP Paribas Arbit Issu B.V. – A50 China Euro Wts Jan 2012	2012/01/16	2012/01/26
13155	Credit Suisse AG – Agricultural Bank European Wts Jan 2012	2012/01/16	2012/01/26
14375	Deutsche Bank AG – Agricultural Bk European Put Wts Jan 2012	2012/01/16	2012/01/26
13242	HK Bank – CC Bank European Warrants Jan 2012	2012/01/16	2012/01/26
11778	HK Bank – Esprit European Warrants Jan 2012	2012/01/16	2012/01/26
13245	HK Bank – ICBC European Warrants Jan 2012	2012/01/16	2012/01/26
12738	HK Bank – Tencent European Warrants Jan 2012	2012/01/16	2012/01/26
13243	HK Bank – Yurun Food European Warrants Jan 2012	2012/01/16	2012/01/26
13223	KBC Fin Products Int'l Ltd. – Agricultural Bk Eu Wt Jan 2012	2012/01/16	2012/01/26
13230	KBC Fin Products Int'l Ltd. – ICBC Euro Put Wts Jan 2012	2012/01/16	2012/01/26
13224	KBC Fin Products Int'l Ltd. – ICBC European Wts Jan 2012 B	2012/01/16	2012/01/26
13228	KBC Fin Products Int'l Ltd. –Agricultural Eu Put Wt Jan 2012	2012/01/16	2012/01/26
12922	Merrill Lynch Int'l & Co. C.V. – Sinopec Euro Wts Jan 2012	2012/01/16	2012/01/26
13546	Merrill Lynch Int'l & Co. C.V.–Ch Telecom Eu Put Wt Jan 2012	2012/01/16	2012/01/26
13147	RB of Scotland N.V. – BOCL European Warrants Jan 2012	2012/01/16	2012/01/26
13197	RB of Scotland N.V. – HSBC European Warrants Jan 2012 A	2012/01/16	2012/01/26
13219	Standard Chartered Bank – CC Bank European Wts Jan 2012 A	2012/01/16	2012/01/26
13931	UBS AG – Hutchison European Warrants Jan 2012	2012/01/16	2012/01/26
12837	Barclays Bank plc – CC Bank European Warrants Jan 2012	2012/01/17	2012/01/27
12840	Barclays Bank plc – China Life European Warrants Jan 2012	2012/01/17	2012/01/27
12838	Barclays Bank plc – China Mobile European Wts Jan 2012	2012/01/17	2012/01/27
12834	Barclays Bank plc – HSBC European Warrants Jan 2012	2012/01/17	2012/01/27
12839	Barclays Bank plc – ICBC European Warrants Jan 2012	2012/01/17	2012/01/27
14303	BOCI Asia Ltd. – HSBC European Warrants Jan 2012	2012/01/17	2012/01/27
14147	BOCI Asia Ltd. – ICBC European Warrants Jan 2012 A	2012/01/17	2012/01/27
27642	CC Rabobank B.A. – China Ship Dev European Warrants Jan 2012	2012/01/17	2012/01/27
13538	CC Rabobank B.A. – Dongfang Elec European Wts Jan 2012	2012/01/17	2012/01/27
25503	Deutsche Bank AG – Skyworth Digital European Warrants Jan 12	2012/01/17	2012/01/27
29087	HK Bank – Alibaba European Warrants Jan 2012	2012/01/17	2012/01/27
13321	J P Morgan Int'l Der. Ltd. – CC Bank European Wts Jan 2012	2012/01/17	2012/01/27
12958	J P Morgan SP BV – China Everbright European Wts Jan 2012	2012/01/17	2012/01/27
13502	J P Morgan SP BV – CNOOC European Warrants Jan 2012 A	2012/01/17	2012/01/27
12954	J P Morgan SP BV – PICC European Warrants Jan 2012	2012/01/17	2012/01/27
13402	KBC Fin Products Int'l Ltd. – BankComm Euro Wts Jan 2012	2012/01/17	2012/01/27
29828	KBC Fin Products Int'l Ltd. – Cathay Pac Euro Wts Jan 2012	2012/01/17	2012/01/27
28679	KBC Fin Products Int'l Ltd. – Cheung Kong Eur Wts Jan 2012	2012/01/17	2012/01/27
29831	KBC Fin Products Int'l Ltd. – Chi Res Power Euro Wts Jan12	2012/01/17	2012/01/27
13353	KBC Fin Products Int'l Ltd. – China Shenhua Eu Wt Jan 2012	2012/01/17	2012/01/27
13285	KBC Fin Products Int'l Ltd. – China Tel Eur Put Wts Jan 2012	2012/01/17	2012/01/27
13279	KBC Fin Products Int'l Ltd. – China Tel Euro Wts Jan 2012 A	2012/01/17	2012/01/27
13280	KBC Fin Products Int'l Ltd. – PetroChina Euro Wts Jan 2012 A	2012/01/17	2012/01/27
13276	KBC Fin Products Int'l Ltd. – Sinopec Euro Wts Jan 2012	2012/01/17	2012/01/27
13284	KBC Fin Products Int'l Ltd–Tencent Holdings Eu Put Wt Jan12B	2012/01/17	2012/01/27
13331	Macquarie Bank Ltd. – Ch Rongsheng Euro Warrants Jan 2012	2012/01/17	2012/01/27
25205	Merrill Lynch Int'l & Co. C.V. – HKEx Euro Wts Jan 2012	2012/01/17	2012/01/27
13392	Nomura Int'l plc – AIA European Warrants Jan 2012	2012/01/17	2012/01/27
13386	Nomura Int'l plc – Anhui Conch European Warrants Jan 2012	2012/01/17	2012/01/27
13073	Nomura Int'l plc – BOCL European Warrants Jan 2012	2012/01/17	2012/01/27
13074	Nomura Int'l plc – BOCL European Warrants Jan 2012 A	2012/01/17	2012/01/27
13061	Nomura Int'l plc – CC Bank European Warrants Jan 2012	2012/01/17	2012/01/27
13382	Nomura Int'l plc – Ch East Air European Warrants Jan 2012	2012/01/17	2012/01/27
13390	Nomura Int'l plc – Ch Rongsheng European Warrants Jan 2012	2012/01/17	2012/01/27
13387	Nomura Int'l plc – Ch South Air European Warrants Jan 2012	2012/01/17	2012/01/27
13396	Nomura Int'l plc – China Life European Warrants Jan 2012	2012/01/17	2012/01/27
13062	Nomura Int'l plc – China Mobile European Warrants Jan 2012	2012/01/17	2012/01/27
14406	Nomura Int'l plc – CITIC P European Warrants Jan 2012	2012/01/17	2012/01/27
13384	Nomura Int'l plc – CNOOC European Warrants Jan 2012 A	2012/01/17	2012/01/27
13055	Nomura Int'l plc – HSBC European Warrants Jan 2012 A	2012/01/17	2012/01/27
13376	Nomura Int'l plc – Hutchison European Warrants Jan 2012	2012/01/17	2012/01/27
13379	Nomura Int'l plc – JIANG European Warrants Jan 2012	2012/01/17	2012/01/27
13398	Nomura Int'l plc – Lonking European Warrants Jan 2012	2012/01/17	2012/01/27
13394	Nomura Int'l plc – Ping An European Warrants Jan 2012	2012/01/17	2012/01/27
13377	Nomura Int'l plc – Sh Petrochem European Warrants Jan 2012	2012/01/17	2012/01/27
13389	Nomura Int'l plc – Sinopharm European Warrants Jan 2012	2012/01/17	2012/01/27
13383	Nomura Int'l plc – Tencent Holdings Euro Warrants Jan 2012	2012/01/17	2012/01/27
12479	HK Bank – HWL European Warrants Jan 2012	2012/01/18	2012/01/30
11856	Macquarie Bank Ltd. – Esprit European Warrants Jan 2012	2012/01/18	2012/01/30
12920	Merrill Lynch Int'l & Co. C.V. – China Life Eu Wt Jan 2012 A	2012/01/18	2012/01/30
14290	Nomura Int'l plc – China Mobile European Warrants Jan 2012 A	2012/01/18	2012/01/30

List of expired derivative warrants, 2012 (continued)

Code	Warrant	Last trading date	Delisted date
13218	Barclays Bank plc – HSI European Put Warrants Jan 2012	2012/01/19	2012/01/31
14436	BNP Paribas Arbit Issu B.V. – HSI Euro Put Wts Jan 2012	2012/01/19	2012/01/31
12567	BNP Paribas Arbit Issu B.V. – HSI European Wts Jan 2012	2012/01/19	2012/01/31
12568	BNP Paribas Arbit Issu B.V. – HSI European Wts Jan 2012 A	2012/01/19	2012/01/31
11346	BOCI Asia Ltd. – HSI European Put Warrants Jan 2012	2012/01/19	2012/01/31
11342	BOCI Asia Ltd. – HSI European Warrants Jan 2012	2012/01/19	2012/01/31
11998	BOCI Asia Ltd. – Mongolia Energy European Warrants Jan 2012	2012/01/19	2012/01/31
23603	CC Rabobank B.A. – A50 China European Put Warrants Jan 2012	2012/01/19	2012/01/31
11423	CC Rabobank B.A. – Agile Ppt European Warrants Jan 2012	2012/01/19	2012/01/31
11345	CC Rabobank B.A. – Belle Int'l European Warrants Jan 2012	2012/01/19	2012/01/31
13121	CC Rabobank B.A. – C Transmission European Warrants Jan 2012	2012/01/19	2012/01/31
13122	CC Rabobank B.A. – Ch Mobile European Warrants Jan 2012	2012/01/19	2012/01/31
14519	CC Rabobank B.A. – Ch Mobile European Warrants Jan 2012 A	2012/01/19	2012/01/31
13211	CC Rabobank B.A. – Ch Ship Cont European Warrants Jan 2012	2012/01/19	2012/01/31
13210	CC Rabobank B.A. – Ch Zhongwang European Warrants Jan 2012	2012/01/19	2012/01/31
24956	CC Rabobank B.A. – Chaoda Modern European Warrants Jan 2012	2012/01/19	2012/01/31
13731	CC Rabobank B.A. – Cheung Kong European Warrants Jan 2012	2012/01/19	2012/01/31
13267	CC Rabobank B.A. – China COSCO European Warrants Jan 2012	2012/01/19	2012/01/31
13120	CC Rabobank B.A. – China EB Ltd European Warrants Jan 2012	2012/01/19	2012/01/31
13161	CC Rabobank B.A. – China Mer Hold European Warrants Jan 2012	2012/01/19	2012/01/31
13163	CC Rabobank B.A. – CNBM European Warrants Jan 2012	2012/01/19	2012/01/31
13734	CC Rabobank B.A. – Geely Auto European Warrants Jan 2012	2012/01/19	2012/01/31
13162	CC Rabobank B.A. – Gome European Warrants Jan 2012	2012/01/19	2012/01/31
13167	CC Rabobank B.A. – Lee & Man Paper Euro Warrants Jan 2012	2012/01/19	2012/01/31
13160	CC Rabobank B.A. – Lonking European Warrants Jan 2012	2012/01/19	2012/01/31
13208	CC Rabobank B.A. – Maanshan Iron European Wts Jan 2012	2012/01/19	2012/01/31
13268	CC Rabobank B.A. – MCC European Warrants Jan 2012	2012/01/19	2012/01/31
12562	CC Rabobank B.A. – Sands China European Warrants Jan 2012	2012/01/19	2012/01/31
13317	CC Rabobank B.A. – Shun Tak European Warrants Jan 2012	2012/01/19	2012/01/31
13126	CC Rabobank B.A. – SJM Holdings European Warrants Jan 2012	2012/01/19	2012/01/31
23501	CC Rabobank B.A. – Skyworth Digital European Warrants Jan 12	2012/01/19	2012/01/31
12540	CC Rabobank B.A. – Winsway European Warrants Jan 2012	2012/01/19	2012/01/31
12538	CC Rabobank B.A. – Zoomlion European Warrants Jan 2012	2012/01/19	2012/01/31
23877	Citigroup Global Mkt H Inc. – Cheung Kong Euro Wts Jan 2012A	2012/01/19	2012/01/31
13249	Citigroup Global Mkt H Inc. – HSCEI European Wts Jan 2012	2012/01/19	2012/01/31
13887	Credit Suisse AG – BOCL European Warrants Jan 2012	2012/01/19	2012/01/31
14897	Credit Suisse AG – China Mobile European Put Wts Jan 2012	2012/01/19	2012/01/31
14225	Credit Suisse AG – ChiUnicom European Warrants Jan 2012	2012/01/19	2012/01/31
13799	Credit Suisse AG – HSI European Put Warrants Jan 2012	2012/01/19	2012/01/31
14958	Credit Suisse AG – HSI European Warrants Apr 2012	2012/01/30	2012/01/31
16209	Credit Suisse AG – HSI European Warrants Apr 2012 F	2012/01/30	2012/01/31
13790	Credit Suisse AG – HSI European Warrants Jan 2012	2012/01/19	2012/01/31
14367	Credit Suisse AG – HSI European Warrants Jan 2012 A	2012/01/19	2012/01/31
14959	Credit Suisse AG – HSI European Warrants May 2012	2012/01/30	2012/01/31
13888	Credit Suisse AG – Hutchison European Warrants Jan 2012	2012/01/19	2012/01/31
13244	HK Bank – Agricultural Bank European Warrants Jan 2012	2012/01/19	2012/01/31
13238	HK Bank – Cheung Kong European Warrants Jan 2012	2012/01/19	2012/01/31
13239	HK Bank – HWL European Warrants Jan 2012 A	2012/01/19	2012/01/31
13480	J P Morgan SP BV – China Mob European Wts Jan 2012	2012/01/19	2012/01/31
13439	J P Morgan SP BV – HSI European Put Warrants Jan 2012	2012/01/19	2012/01/31
12966	J P Morgan SP BV – HSI European Warrants Jan 2012	2012/01/19	2012/01/31
13438	J P Morgan SP BV – HSI European Warrants Jan 2012 A	2012/01/19	2012/01/31
14028	J P Morgan SP BV – HSI European Warrants Jan 2012 B	2012/01/19	2012/01/31
14029	J P Morgan SP BV – HSI European Warrants Jan 2012 C	2012/01/19	2012/01/31
13290	KBC Fin Products Int'l Ltd. – HSCEI Euro Put Wts Jan 2012	2012/01/19	2012/01/31
13236	KBC Fin Products Int'l Ltd. – HSI Euro Put Wts Jan 2012	2012/01/19	2012/01/31
13288	KBC Fin Products Int'l Ltd. – HSI European Wts Jan 2012	2012/01/19	2012/01/31
13289	KBC Fin Products Int'l Ltd. – HSI European Wts Jan 2012 A	2012/01/19	2012/01/31
25412	Macquarie Bank Ltd. – Agile Ppt European Warrants Jan 2012	2012/01/19	2012/01/31
13479	Macquarie Bank Ltd. – C Transmission Euro Warrants Jan 2012	2012/01/19	2012/01/31
12934	Macquarie Bank Ltd. – HSCEI European Put Warrants Jan 2012	2012/01/19	2012/01/31
23398	Merrill Lynch Int'l & Co. C.V. – A50 China Eur Wt Jan 2012	2012/01/19	2012/01/31
12669	Merrill Lynch Int'l & Co. C.V. – AIA European Put Wts Jan 12	2012/01/19	2012/01/31
11135	Merrill Lynch Int'l & Co. C.V. – Ch Mobile Eur Wt Jan 2012	2012/01/19	2012/01/31
27630	Merrill Lynch Int'l & Co. C.V. – China Life Eu Wt Jan 2012	2012/01/19	2012/01/31
13053	Merrill Lynch Int'l & Co. C.V. – HSCEI Euro Put Wts Jan 2012	2012/01/19	2012/01/31
12846	Merrill Lynch Int'l & Co. C.V. – HSCEI European Wts Jan 12A	2012/01/19	2012/01/31
12780	Merrill Lynch Int'l & Co. C.V. – HSCEI European Wts Jan 2012	2012/01/19	2012/01/31
12852	Merrill Lynch Int'l & Co. C.V. – HSI Euro Put Wts Jan 2012	2012/01/19	2012/01/31
13050	Merrill Lynch Int'l & Co. C.V. – HSI Euro Put Wts Jan 2012 D	2012/01/19	2012/01/31
13051	Merrill Lynch Int'l & Co. C.V. – HSI Euro Put Wts Jan 2012 E	2012/01/19	2012/01/31
13052	Merrill Lynch Int'l & Co. C.V. – HSI Euro Put Wts Jan 2012 F	2012/01/19	2012/01/31
12339	Merrill Lynch Int'l & Co. C.V. – HSI European Wts Jan 2012	2012/01/19	2012/01/31
12340	Merrill Lynch Int'l & Co. C.V. – HSI European Wts Jan 2012 A	2012/01/19	2012/01/31
12847	Merrill Lynch Int'l & Co. C.V. – HSI European Wts Jan 2012 B	2012/01/19	2012/01/31
12848	Merrill Lynch Int'l & Co. C.V. – HSI European Wts Jan 2012 C	2012/01/19	2012/01/31
13890	Merrill Lynch Int'l & Co. C.V. – HSI European Wts Jan 2012 G	2012/01/19	2012/01/31
13891	Merrill Lynch Int'l & Co. C.V. – HSI European Wts Jan 2012 H	2012/01/19	2012/01/31
29315	Merrill Lynch Int'l & Co. C.V. – ICBC European Wts Jan 2012	2012/01/19	2012/01/31
14421	Nomura Int'l plc – BOCL European Warrants Jan 2012 B	2012/01/19	2012/01/31
13261	RB of Scotland N.V. – Agricultural Bk Euro Wts Jan 2012 A	2012/01/19	2012/01/31
13149	RB of Scotland N.V. – China Mobile European Wts Jan 2012	2012/01/19	2012/01/31
13142	RB of Scotland N.V. – HSI European Put Warrants Jan 2012	2012/01/19	2012/01/31
13143	RB of Scotland N.V. – HSI European Put Warrants Jan 2012 A	2012/01/19	2012/01/31
13774	RB of Scotland N.V. – HSI European Put Warrants Jan 2012 B	2012/01/19	2012/01/31
13141	RB of Scotland N.V. – HSI European Warrants Jan 2012	2012/01/19	2012/01/31
13864	RB of Scotland N.V. – HSI European Warrants Jan 2012 C	2012/01/19	2012/01/31

List of expired derivative warrants, 2012 (continued)

Code	Warrant	Last trading date	Delisted date
14060	RB of Scotland N.V. – HSI European Warrants Jan 2012 D	2012/01/19	2012/01/31
13259	RB of Scotland N.V. – ICBC European Warrants Jan 2012	2012/01/19	2012/01/31
24974	SGA Societe Generale Acceptance N.V. – A50 Ch Eu Wt Jan 2012	2012/01/19	2012/01/31
14211	SGA Societe Generale Acceptance N.V. – AGBK Eu Wt Jan 2012 B	2012/01/19	2012/01/31
11204	SGA Societe Generale Acceptance N.V. – CNOOC Eu Wt Jan 2012	2012/01/19	2012/01/31
12678	SGA Societe Generale Acceptance N.V. – CPAir Eur Wt Jan 2012	2012/01/19	2012/01/31
13654	SGA Societe Generale Acceptance N.V. – HSBC Eu Wt Jan 2012 B	2012/01/19	2012/01/31
12887	SGA Societe Generale Acceptance N.V. – HSCEI Eu Wt Jan 2012	2012/01/19	2012/01/31
13782	SGA Societe Generale Acceptance N.V. – HSI Eu Put Wt Jan 12D	2012/01/19	2012/01/31
13420	SGA Societe Generale Acceptance N.V. – HSI Eu Put Wt Jan 2012	2012/01/19	2012/01/31
13418	SGA Societe Generale Acceptance N.V. – HSI Eur Wt Jan 2012	2012/01/19	2012/01/31
13419	SGA Societe Generale Acceptance N.V. – HSI Eur Wt Jan 2012 A	2012/01/19	2012/01/31
13779	SGA Societe Generale Acceptance N.V. – HSI Eur Wt Jan 2012 B	2012/01/19	2012/01/31
13780	SGA Societe Generale Acceptance N.V. – HSI Eur Wt Jan 2012 C	2012/01/19	2012/01/31
12845	Standard Chartered Bank – BOCL European Warrants Jan 2012	2012/01/19	2012/01/31
14049	Standard Chartered Bank – ICBC European Warrants Jan 2012	2012/01/19	2012/01/31
13366	Standard Chartered Bank – Weichai Power Euro Wts Jan 2012	2012/01/19	2012/01/31
23019	UBS AG – BankComm European Warrants Jan 2012	2012/01/19	2012/01/31
13947	UBS AG – BOCL European Warrants Jan 2012 B	2012/01/19	2012/01/31
13369	UBS AG – CC Bank European Warrants Jan 2012 A	2012/01/19	2012/01/31
13465	UBS AG – China Mobile European Warrants Jan 2012	2012/01/19	2012/01/31
13861	UBS AG – HSI European Warrants Jan 2012	2012/01/19	2012/01/31
13447	BOCI Asia Ltd. – BYD European Warrants Jan 2012	2012/01/20	2012/02/01
12558	CC Rabobank B.A. – Angang Steel European Warrants Jan 2012	2012/01/20	2012/02/01
13426	J P Morgan Int'l Der. Ltd. – CC Bank European Wts Jan 2012 A	2012/01/20	2012/02/01
12967	Macquarie Bank Ltd. – BYD European Warrants Jan 2012	2012/01/20	2012/02/01
26740	Macquarie Bank Ltd. – Soho China European Warrants Jan 2012	2012/01/20	2012/02/01
11474	Nomura Int'l plc – CNOOC European Warrants Jan 2012	2012/01/20	2012/02/01
13512	J P Morgan SP BV – Ch Merchants European Warrants Feb 2012	2012/01/26	2012/02/02
13510	J P Morgan SP BV – Hang Lung Ppt European Warrants Feb 2012	2012/01/26	2012/02/02
13508	J P Morgan SP BV – Henderson Land Dev European Wts Feb 2012	2012/01/26	2012/02/02
13509	J P Morgan SP BV – HS Bank European Warrants Feb 2012	2012/01/26	2012/02/02
13513	J P Morgan SP BV – Luk Fook Hold European Warrants Feb 2012	2012/01/26	2012/02/02
13507	J P Morgan SP BV – SHK Ppt European Warrants Feb 2012	2012/01/26	2012/02/02
14389	J P Morgan SP BV – Sinopec Corp European Warrants Feb 2012	2012/01/26	2012/02/02
13824	KBC Fin Products Int'l Ltd. – A50 Ch Euro Put Wts Feb 2012	2012/01/26	2012/02/02
13405	KBC Fin Products Int'l Ltd. – CC Bank Euro Put Wt Feb 2012	2012/01/26	2012/02/02
13460	KBC Fin Products Int'l Ltd. – Ch Mobile Euro Wt Feb 2012	2012/01/26	2012/02/02
13231	KBC Fin Products Int'l Ltd. – China Life Eur Put Wt Feb 2012	2012/01/26	2012/02/02
29813	KBC Fin Products Int'l Ltd. – Esprit European Wts Feb 2012	2012/01/26	2012/02/02
13176	KBC Fin Products Int'l Ltd. – HSBC European Wts Feb 2012	2012/01/26	2012/02/02
11676	KBC Fin Products Int'l Ltd. – R&F Ppt European Wts Feb 2012	2012/01/26	2012/02/02
13229	KBC Fin Products Int'l Ltd. –AIA Euro Put Warrants Feb 2012	2012/01/26	2012/02/02
11773	Nomura Int'l plc – A50 China European Warrants Feb 2012	2012/01/26	2012/02/02
11707	SGA Societe Generale Acceptance N.V. – R&F Ppt Eu Wts Feb 12	2012/01/26	2012/02/02
12398	Standard Chartered Bank – HSBC European Warrants Feb 2012	2012/01/26	2012/02/02
11279	Standard Chartered Bank – Hutchison Euro Euro Wts Feb 2012	2012/01/26	2012/02/02
12640	Standard Chartered Bank – MTRC European Warrants Feb 2012	2012/01/26	2012/02/02
14621	Standard Chartered Bank – Sinopec Corp European Wts Feb 2012	2012/01/26	2012/02/02
11042	Standard Chartered Bank-China Life European Wts Feb 2012	2012/01/26	2012/02/02
12763	UBS AG – A50 China European Warrants Feb 2012	2012/01/26	2012/02/02
28870	BNP Paribas Arbit Issu B.V. – A50 China Euro Put Wts Feb 12	2012/01/27	2012/02/03
12628	BNP Paribas Arbit Issu B.V. – A50 China Euro Wts Feb 2012	2012/01/27	2012/02/03
14435	BNP Paribas Arbit Issu B.V. – Agricultural Bank Eu Wt Feb 12	2012/01/27	2012/02/03
13001	BNP Paribas Arbit Issu B.V. – Anhui Conch Eu Put Wt Feb 2012	2012/01/27	2012/02/03
12486	BNP Paribas Arbit Issu B.V. – Anhui Conch Euro Wts Feb 2012	2012/01/27	2012/02/03
12325	BNP Paribas Arbit Issu B.V. – BOCL European Wts Feb 2012	2012/01/27	2012/02/03
12898	BNP Paribas Arbit Issu B.V. – Cathay Pacific Euro Wts Feb 12	2012/01/27	2012/02/03
11728	BNP Paribas Arbit Issu B.V. – CC Bank Euro Wts Feb 2012	2012/01/27	2012/02/03
12487	BNP Paribas Arbit Issu B.V. – Ch Mer Hold European Wts Feb12	2012/01/27	2012/02/03
11789	BNP Paribas Arbit Issu B.V. – Ch Railway Euro Wts Feb 2012	2012/01/27	2012/02/03
27371	BNP Paribas Arbit Issu B.V. – Chi Res Power Euro Wts Feb12	2012/01/27	2012/02/03
11083	BNP Paribas Arbit Issu B.V. – China EB Ltd European Wt Feb12	2012/01/27	2012/02/03
23108	BNP Paribas Arbit Issu B.V. – China Life Euro Wts Feb 2012	2012/01/27	2012/02/03
29857	BNP Paribas Arbit Issu B.V. – China Taiping Euro Wts Feb12	2012/01/27	2012/02/03
28266	BNP Paribas Arbit Issu B.V. – China Tel Euro Wts Feb 2012	2012/01/27	2012/02/03
13272	BNP Paribas Arbit Issu B.V. – CITIC Bank Euro Wts Feb 2012	2012/01/27	2012/02/03
13347	BNP Paribas Arbit Issu B.V. – CITIC Pacific Eu Wt Feb 2012 A	2012/01/27	2012/02/03
11085	BNP Paribas Arbit Issu B.V. – CITIC Pacific Euro Wts Feb12	2012/01/27	2012/02/03
13400	BNP Paribas Arbit Issu B.V. – CNBM European Wts Feb 2012	2012/01/27	2012/02/03
11227	BNP Paribas Arbit Issu B.V. – Dongfang Elec Euro Wt Feb12	2012/01/27	2012/02/03
11726	BNP Paribas Arbit Issu B.V. – GCL-Poly Euro Wts Feb 2012	2012/01/27	2012/02/03
11086	BNP Paribas Arbit Issu B.V. – Geely Auto European Wts Feb12	2012/01/27	2012/02/03
11231	BNP Paribas Arbit Issu B.V. – Goldwind Euro Warrants Feb 12	2012/01/27	2012/02/03
12937	BNP Paribas Arbit Issu B.V. – ICBC European Wts Feb 2012	2012/01/27	2012/02/03
11087	BNP Paribas Arbit Issu B.V. – Jiangxi Copper Eu Wts Feb 2012	2012/01/27	2012/02/03
29062	BNP Paribas Arbit Issu B.V. – Link REIT Euro Wts Feb 2012	2012/01/27	2012/02/03
29649	BNP Paribas Arbit Issu B.V. – NVC Lighting Euro Wts Feb 2012	2012/01/27	2012/02/03
11842	BNP Paribas Arbit Issu B.V. – PICC European Wts Feb 2012	2012/01/27	2012/02/03
27628	BNP Paribas Arbit Issu B.V. – R&F Ppt European Wts Feb 2012	2012/01/27	2012/02/03
11924	BNP Paribas Arbit Issu B.V. – Sands China European Wts Feb12	2012/01/27	2012/02/03
29191	BNP Paribas Arbit Issu B.V. – Sh Ind H European Wts Feb 2012	2012/01/27	2012/02/03
12936	BNP Paribas Arbit Issu B.V. – Sh Petrochem Euro Wts Feb 2012	2012/01/27	2012/02/03
29859	BNP Paribas Arbit Issu B.V. – Shougang Res Euro Wts Feb 12	2012/01/27	2012/02/03
11089	BNP Paribas Arbit Issu B.V. – Sinopharm European Wts Feb 12	2012/01/27	2012/02/03
29862	BNP Paribas Arbit Issu B.V. – Weichai Power Euro Wts Feb12	2012/01/27	2012/02/03
11790	BNP Paribas Arbit Issu B.V. – Yanzhou Coal Eur Wt Feb 2012	2012/01/27	2012/02/03

List of expired derivative warrants, 2012 (continued)

Code	Warrant	Last trading date	Delisted date
11508	BNP Paribas Arbit Issu B.V.-CM Bank European Warrants Feb 12	2012/01/27	2012/02/03
26731	BOCI Asia Ltd. – SHK Ppt European Warrants Feb 2012	2012/01/27	2012/02/03
13764	Citigroup Global Mkt H Inc. – China Life Euro Wts Feb 2012 A	2012/01/27	2012/02/03
13527	KBC Fin Products Int'l Ltd. – Ch Mobile Euro Wt Feb 2012 A	2012/01/27	2012/02/03
13214	Macquarie Bank Ltd. – Agricultural Bk Euro Put Wt Feb 2012	2012/01/27	2012/02/03
11712	Macquarie Bank Ltd. – AIA European Put Warrants Feb 2012	2012/01/27	2012/02/03
13324	Macquarie Bank Ltd. – Anhui Conch European Warrants Feb 2012	2012/01/27	2012/02/03
12950	Macquarie Bank Ltd. – BOCL European Warrants Feb 2012	2012/01/27	2012/02/03
13033	Macquarie Bank Ltd. – CC Bank European Put Warrants Feb 2012	2012/01/27	2012/02/03
13112	Macquarie Bank Ltd. – Ch Southern Air European Wts Feb 2012	2012/01/27	2012/02/03
13008	Macquarie Bank Ltd. – China COSCO European Warrants Feb 2012	2012/01/27	2012/02/03
12625	Macquarie Bank Ltd. – China Life European Put Wts Feb 2012 A	2012/01/27	2012/02/03
13323	Macquarie Bank Ltd. – China Mengniu European Wts Feb 2012 A	2012/01/27	2012/02/03
12968	Macquarie Bank Ltd. – China Mobile European Wts Feb 2012	2012/01/27	2012/02/03
13269	Macquarie Bank Ltd. – China Railway European Wts Feb 2012	2012/01/27	2012/02/03
12411	Macquarie Bank Ltd. – CITIC Pacific European Warrants Feb 12	2012/01/27	2012/02/03
11586	Macquarie Bank Ltd. – CLP European Warrants Feb 2012	2012/01/27	2012/02/03
13302	Macquarie Bank Ltd. – CNBM European Warrants Feb 2012	2012/01/27	2012/02/03
13484	Macquarie Bank Ltd. – CRCC European Warrants Feb 2012	2012/01/27	2012/02/03
13216	Macquarie Bank Ltd. – ICBC European Put Warrants Feb 2012	2012/01/27	2012/02/03
13213	Macquarie Bank Ltd. – ICBC European Warrants Feb 2012	2012/01/27	2012/02/03
12657	Macquarie Bank Ltd. – Zijin Mining European Put Wts Feb 2012	2012/01/27	2012/02/03
14386	Merrill Lynch Int'l & Co. C.V. – Ag Bk Euro Put Wts Feb 12 B	2012/01/27	2012/02/03
14384	Merrill Lynch Int'l & Co. C.V. – Ch Mobile Eu Put Wt Feb 2012	2012/01/27	2012/02/03
13701	Merrill Lynch Int'l & Co. C.V. – HSBC Euro Wts Feb 2012 A	2012/01/27	2012/02/03
14359	Merrill Lynch Int'l & Co. C.V. – ICBC Euro Wts Feb 2012 D	2012/01/27	2012/02/03
13262	RB of Scotland N.V. – BOCL European Warrants Feb 2012	2012/01/27	2012/02/03
12856	Standard Chartered Bank – China Life Euro Put Wts Feb 2012 A	2012/01/27	2012/02/03
13220	Standard Chartered Bank – China Mobile Euro Put Wts Feb 2012	2012/01/27	2012/02/03
12796	Standard Chartered Bank – China Unicom European Wts Feb 12	2012/01/27	2012/02/03
13087	Standard Chartered Bank – CNOOC European Warrants Feb 2012	2012/01/27	2012/02/03
13565	BNP Paribas Arbit Issu B.V. – AIA European Put Wts Feb 2012	2012/01/30	2012/02/06
13555	BNP Paribas Arbit Issu B.V. – Cheung Kong Euro Wt Feb 2012	2012/01/30	2012/02/06
13558	BNP Paribas Arbit Issu B.V. –SHK Ppt Euro Warrants Feb 2012	2012/01/30	2012/02/06
12494	Citigroup Global Mkt H Inc. – PICC P&C European Wts Feb 2012	2012/01/30	2012/02/06
13553	J P Morgan SP BV – Wynn Macau European Warrants Feb 2012	2012/01/30	2012/02/06
29641	Macquarie Bank Ltd. – China Mengniu European Wts Feb 2012	2012/01/30	2012/02/06
13554	Macquarie Bank Ltd. – China Tel European Warrants Feb 2012	2012/01/30	2012/02/06
13359	Merrill Lynch Int'l & Co. C.V. – AIA Euro Warrants Feb 2012	2012/01/30	2012/02/06
14202	Merrill Lynch Int'l & Co. C.V. – Ch Mobile Eur Wt Feb 2012	2012/01/30	2012/02/06
13573	Standard Chartered Bank – China Mobile Euro Wts Feb 2012 B	2012/01/30	2012/02/06
11593	Standard Chartered Bank – Zoomlion European Warrants Feb 12	2012/01/30	2012/02/06
25899	Barclays Bank plc – PICC P&C European Warrants Feb 2012	2012/01/31	2012/02/07
29933	BNP Paribas Arbit Issu B.V. – Ch Mobile Euro Wts Feb 2012	2012/01/31	2012/02/07
13428	BOCI Asia Ltd. – Agricultural Bk European Warrants Feb 2012	2012/01/31	2012/02/07
13430	BOCI Asia Ltd. – China Life European Warrants Feb 2012	2012/01/31	2012/02/07
13448	BOCI Asia Ltd. – CITBK European Warrants Feb 2012	2012/01/31	2012/02/07
13521	BOCI Asia Ltd. – Hutchison European Warrants Feb 2012	2012/01/31	2012/02/07
13339	CC Rabobank B.A. – CSR Times European Warrants Feb 2012	2012/01/31	2012/02/07
13340	CC Rabobank B.A. – HSBC European Warrants Feb 2012	2012/01/31	2012/02/07
13341	CC Rabobank B.A. – Yuexiu Property Euro Warrants Feb 2012	2012/01/31	2012/02/07
14236	Citigroup Global Mkt H Inc. – A50 China Eur Put Wts Feb 2012	2012/01/31	2012/02/07
11526	Citigroup Global Mkt H Inc. – AAC Acoustic European Wt Feb 12	2012/01/31	2012/02/07
12319	Citigroup Global Mkt H Inc. – Bank of EA European Wts Feb 12	2012/01/31	2012/02/07
13084	Citigroup Global Mkt H Inc. – BankComm Euro Wts Feb 2012 A	2012/01/31	2012/02/07
20944	Citigroup Global Mkt H Inc. – BankComm European Wts Feb 2012	2012/01/31	2012/02/07
13085	Citigroup Global Mkt H Inc. – BOCL European Wts Feb 2012	2012/01/31	2012/02/07
13335	Citigroup Global Mkt H Inc. – BYD European Warrants Feb 2012	2012/01/31	2012/02/07
13134	Citigroup Global Mkt H Inc. – CC Bank European Wts Feb 2012	2012/01/31	2012/02/07
20962	Citigroup Global Mkt H Inc. – Ch Comm Cons Euro Wts Feb 2012	2012/01/31	2012/02/07
13334	Citigroup Global Mkt H Inc. – Ch Railway Cons Eu Wt Feb 2012	2012/01/31	2012/02/07
11512	Citigroup Global Mkt H Inc. – Ch Zhongwang Euro Wts Feb 12	2012/01/31	2012/02/07
13082	Citigroup Global Mkt H Inc. – China Life Euro Wts Feb 2012	2012/01/31	2012/02/07
13606	Citigroup Global Mkt H Inc. – China Shenhua Eur Wts Feb 2012	2012/01/31	2012/02/07
13333	Citigroup Global Mkt H Inc. – China Tel Euro Wts Feb 2012	2012/01/31	2012/02/07
11514	Citigroup Global Mkt H Inc. – Chineway Pharm Euro Wts Feb 12	2012/01/31	2012/02/07
13081	Citigroup Global Mkt H Inc. – CITIC Bank Euro Wts Feb 2012	2012/01/31	2012/02/07
13083	Citigroup Global Mkt H Inc. – CNBM Euro Warrants Feb 2012	2012/01/31	2012/02/07
13079	Citigroup Global Mkt H Inc. – Esprit European Wts Feb 2012	2012/01/31	2012/02/07
13603	Citigroup Global Mkt H Inc. – Galaxy Ent Euro Wts Feb 2012	2012/01/31	2012/02/07
13336	Citigroup Global Mkt H Inc. – GCL-Poly Energy Eu Wt Feb 2012	2012/01/31	2012/02/07
13252	Citigroup Global Mkt H Inc. – Geely Auto Euro Wts Feb 2012	2012/01/31	2012/02/07
13838	Citigroup Global Mkt H Inc. – Hutchison Euro Wts Feb 2012	2012/01/31	2012/02/07
12525	Citigroup Global Mkt H Inc. – Li & Fung European Wts Feb 12	2012/01/31	2012/02/07
12407	Citigroup Global Mkt H Inc. – Link Reit European Wts Feb 12	2012/01/31	2012/02/07
13374	Citigroup Global Mkt H Inc. – Lonking European Wts Feb 2012	2012/01/31	2012/02/07
13078	Citigroup Global Mkt H Inc. – Maanshan Iron Eur Wts Feb 2012	2012/01/31	2012/02/07
13605	Citigroup Global Mkt H Inc. – SJM Holdings Euro Wt Feb 2012	2012/01/31	2012/02/07
13372	Citigroup Global Mkt H Inc. – Yurun Food Euro Wts Feb 2012	2012/01/31	2012/02/07
14495	Credit Suisse AG – BOCL European Warrants Feb 2012	2012/01/31	2012/02/07
13640	Credit Suisse AG – Cheung Kong European Warrants Feb 2012	2012/01/31	2012/02/07
13621	Credit Suisse AG – PWR Assets European Warrants Feb 2012	2012/01/31	2012/02/07
27685	Credit Suisse AG – SHK Ppt European Warrants Feb 2012	2012/01/31	2012/02/07
25316	Deutsche Bank AG – SHK Ppt European Warrants Feb 2012	2012/01/31	2012/02/07
13608	J P Morgan SP BV – A50 China European Warrants Feb 2012	2012/01/31	2012/02/07
13636	J P Morgan SP BV – Hutchison European Warrants Feb 2012	2012/01/31	2012/02/07
13106	KBC Fin Products Int'l Ltd. – A50 Ch Euro Wts Feb 2012	2012/01/31	2012/02/07

List of expired derivative warrants, 2012 (continued)

Code	Warrant	Last trading date	Delisted date
13618	KBC Fin Products Int'l Ltd. – Hutchison Euro Wts Feb 2012	2012/01/31	2012/02/07
13633	Macquarie Bank Ltd. – Chi East Air Euro Warrants Feb 2012	2012/01/31	2012/02/07
13634	Macquarie Bank Ltd. – Link REIT European Warrants Feb 2012	2012/01/31	2012/02/07
13582	Macquarie Bank Ltd. – Luk Fook Hold European Wts Feb 2012	2012/01/31	2012/02/07
13635	Macquarie Bank Ltd. – NVC Lighting Euro Warrants Feb 2012	2012/01/31	2012/02/07
13310	Merrill Lynch Int'l & Co. C.V. – Ag Bk European Wts Feb 2012	2012/01/31	2012/02/07
13311	Merrill Lynch Int'l & Co. C.V. – BOCL European Wts Feb 2012	2012/01/31	2012/02/07
12689	Merrill Lynch Int'l & Co. C.V. – HSBC Euro Put Wt Feb 2012	2012/01/31	2012/02/07
13312	Merrill Lynch Int'l & Co. C.V. – ICBC European Wts Feb 2012	2012/01/31	2012/02/07
14297	Nomura Int'l plc – BOCL European Warrants Feb 2012	2012/01/31	2012/02/07
13395	Nomura Int'l plc – China Life European Warrants Feb 2012	2012/01/31	2012/02/07
12584	SGA Societe Generale Acceptance N.V. – A50 Ch Eu Wt Feb 2012	2012/01/31	2012/02/07
13202	SGA Societe Generale Acceptance N.V. – BOCL Eu Wt Feb 2012	2012/01/31	2012/02/07
14627	SGA Societe Generale Acceptance N.V. – CTel Eu Wt Feb 2012	2012/01/31	2012/02/07
13549	SGA Societe Generale Acceptance N.V. – HLand Eur Wt Feb 2012	2012/01/31	2012/02/07
13552	SGA Societe Generale Acceptance N.V. – Lenovo Eu Wt Feb 2012	2012/01/31	2012/02/07
13496	SGA Societe Generale Acceptance N.V. – Petch Eu Wt Feb 2012	2012/01/31	2012/02/07
27019	SGA Societe Generale Acceptance N.V. – SHK P Eu Wt Feb 2012	2012/01/31	2012/02/07
13548	SGA Societe Generale Acceptance N.V. – Geely Auto Eu Wt Feb 2012	2012/01/31	2012/02/07
13493	SGA Societe Generale Acceptance N.V. – Ch Mob Eu Wt Feb 2012 A	2012/01/31	2012/02/07
13630	Standard Chartered Bank – Hutchison Euro Euro Wts Feb 2012 B	2012/01/31	2012/02/07
13632	Standard Chartered Bank – Tencent Hldg European Wts Feb 2012	2012/01/31	2012/02/07
14502	Macquarie Bank Ltd. – China Mobile European Wts Feb 2012 B	2012/02/01	2012/02/08
14323	CC Rabobank B.A. – China Life European Warrants Feb 2012	2012/02/02	2012/02/09
14235	Citigroup Global Mkt H Inc. – China Life Euro Wts Feb 2012 B	2012/02/02	2012/02/09
13017	HK Bank – PetroChina European Warrants Feb 2012	2012/02/02	2012/02/09
13015	HK Bank – Sinopec Corp European Warrants Feb 2012	2012/02/02	2012/02/09
13018	HK Bank – Tencent European Warrants Feb 2012	2012/02/02	2012/02/09
14256	J P Morgan SP BV – China Life European Warrants Feb 2012 B	2012/02/02	2012/02/09
13406	KBC Fin Products Int'l Ltd. – BankComm Eur Put Wt Feb 2012	2012/02/02	2012/02/09
13980	KBC Fin Products Int'l Ltd. – Hutchison Euro Wts Feb 2012 A	2012/02/02	2012/02/09
13660	KBC Fin Products Int'l Ltd. – AIA Euro Put Warrants Feb 2012A	2012/02/02	2012/02/09
13646	Macquarie Bank Ltd. – Sh Electric European Warrants Feb 2012	2012/02/02	2012/02/09
13645	Macquarie Bank Ltd. – Yurun Food European Warrants Feb 2012	2012/02/02	2012/02/09
12996	Merrill Lynch Int'l & Co. C.V. – ChiUnicom Euro Wts Feb 2012	2012/02/02	2012/02/09
14280	Nomura Int'l plc – HSBC European Warrants Feb 2012	2012/02/02	2012/02/09
13494	SGA Societe Generale Acceptance N.V. – CNOOC Eu Wt Feb 2012	2012/02/02	2012/02/09
28651	Standard Chartered Bank – A50 China European Warrants Feb 12	2012/02/02	2012/02/09
14335	Citigroup Global Mkt H Inc. – China Life Euro Wts Feb 2012 C	2012/02/03	2012/02/10
13656	J P Morgan SP BV – Ping An European Warrants Feb 2012	2012/02/03	2012/02/10
13671	Macquarie Bank Ltd. – Ch Merchants European Wts Feb 2012	2012/02/03	2012/02/10
13526	Macquarie Bank Ltd. – China Mobile European Wts Feb 2012 A	2012/02/03	2012/02/10
13689	Macquarie Bank Ltd. – Gome European Warrants Feb 2012	2012/02/03	2012/02/10
13670	Macquarie Bank Ltd. – Hysan Dev European Warrants Feb 2012	2012/02/03	2012/02/10
13674	Macquarie Bank Ltd. – Sands China European Warrants Feb 2012	2012/02/03	2012/02/10
14415	Nomura Int'l plc – ICBC European Warrants Feb 2012	2012/02/03	2012/02/10
12789	HK Bank – C Transmission European Warrants Feb 2012	2012/02/06	2012/02/13
14550	KBC Fin Products Int'l Ltd. – AIA Euro Warrants Feb 2012	2012/02/06	2012/02/13
11960	Macquarie Bank Ltd. – Belle Int'l European Warrants Feb 2012	2012/02/06	2012/02/13
13710	Macquarie Bank Ltd. – Ch Zhongwang European Wts Feb 2012	2012/02/06	2012/02/13
13657	Standard Chartered Bank – CTel European Warrants Feb 2012	2012/02/06	2012/02/13
25546	Barclays Bank plc – SHK Ppt European Warrants Feb 2012	2012/02/07	2012/02/14
10127	BNP Paribas Arbit Issu B.V. – EUR/USD Euro Put Wts Feb 2012	2012/02/07	2012/02/14
10125	BNP Paribas Arbit Issu B.V. – USD/YEN Euro Put Wts Feb 2012	2012/02/07	2012/02/14
10128	BNP Paribas Arbit Issu B.V. – EUR/USD European Wts Feb 2012	2012/02/07	2012/02/14
10126	BNP Paribas Arbit Issu B.V. – USD/YEN Euro Warrants Feb 2012	2012/02/07	2012/02/14
14793	BOCI Asia Ltd. – China Mobile European Put Warrants Feb 2012	2012/02/07	2012/02/14
13449	BOCI Asia Ltd. – Minsheng Bank European Warrants Feb 2012	2012/02/07	2012/02/14
14320	CC Rabobank B.A. – China Shenhua European Warrants Feb 2012	2012/02/07	2012/02/14
13539	CC Rabobank B.A. – CSR European Warrants Feb 2012	2012/02/07	2012/02/14
13540	CC Rabobank B.A. – CSR Times European Warrants Feb 2012 A	2012/02/07	2012/02/14
13536	CC Rabobank B.A. – Jiangxi Copper European Warrants Feb 2012	2012/02/07	2012/02/14
13537	CC Rabobank B.A. – Sany Int'l European Warrants Feb 2012	2012/02/07	2012/02/14
13627	CC Rabobank B.A. – Sany Int'l European Warrants Feb 2012 A	2012/02/07	2012/02/14
13628	CC Rabobank B.A. – ZTE European Warrants Feb 2012	2012/02/07	2012/02/14
13763	Citigroup Global Mkt H Inc. – CPIC European Wts Feb 2012	2012/02/07	2012/02/14
13745	Citigroup Global Mkt H Inc. – Ping An Euro Wts Feb 2012	2012/02/07	2012/02/14
13743	Citigroup Global Mkt H Inc. – Sands China Euro Wts Feb 2012	2012/02/07	2012/02/14
14642	Credit Suisse – SPDR Gold Trust European Warrants Feb 2012 A	2012/02/07	2012/02/14
13803	Credit Suisse AG – A50 China European Warrants Feb 2012	2012/02/07	2012/02/14
14899	Credit Suisse AG – BOCL European Warrants Feb 2012 A	2012/02/07	2012/02/14
14494	Credit Suisse AG – CC Bank European Warrants Feb 2012	2012/02/07	2012/02/14
13614	Credit Suisse AG – ChiUnicom European Warrants Feb 2012 A	2012/02/07	2012/02/14
14492	Credit Suisse AG – HSBC European Wts Feb 2012	2012/02/07	2012/02/14
14493	Credit Suisse AG – Hutchison European Warrants Feb 2012	2012/02/07	2012/02/14
14165	Credit Suisse AG – Yanzhou Coal European Warrants Feb 2012	2012/02/07	2012/02/14
14371	Deutsche Bank AG – CC Bank European Warrants Feb 2012	2012/02/07	2012/02/14
14376	Deutsche Bank AG – ICBC European Warrants Feb 2012	2012/02/07	2012/02/14
13825	KBC Fin Products Int'l Ltd. – BOCL European Wts Feb 2012	2012/02/07	2012/02/14
13821	KBC Fin Products Int'l Ltd. – Ch Mobile Eu Put Wt Feb 2012	2012/02/07	2012/02/14
13818	KBC Fin Products Int'l Ltd. – HSBC Euro Put Wts Feb 2012	2012/02/07	2012/02/14
13819	KBC Fin Products Int'l Ltd. – Hutchison Eur Put Wts Feb 2012	2012/02/07	2012/02/14
13822	KBC Fin Products Int'l Ltd. – Ping An Euro Put Wts Feb 2012	2012/02/07	2012/02/14
13313	Merrill Lynch Int'l & Co. C.V. – Ag Bk Euro Put Wts Feb 2012	2012/02/07	2012/02/14
13314	Merrill Lynch Int'l & Co. C.V. – BOCL Euro Put Wts Feb 2012	2012/02/07	2012/02/14
13664	Merrill Lynch Int'l & Co. C.V. – CK(H) European Wts Feb 2012	2012/02/07	2012/02/14
14531	Merrill Lynch Int'l & Co. C.V. – CNOOC Euro Wts Feb 2012 A	2012/02/07	2012/02/14

List of expired derivative warrants, 2012 (continued)

Code	Warrant	Last trading date	Delisted date
13315	Merrill Lynch Int'l & Co. C.V. – ICBC Euro Put Wts Feb 2012	2012/02/07	2012/02/14
13585	Merrill Lynch Int'l & Co. C.V. – Li & Fung Euro Wts Feb 2012	2012/02/07	2012/02/14
13666	Merrill Lynch Int'l & Co. C.V. –Hutchison Eu Put Wt Feb 2012	2012/02/07	2012/02/14
14296	Nomura Int'l plc – China Life European Warrants Feb 2012 A	2012/02/07	2012/02/14
14625	SGA Societe Generale Acceptance N.V. – AIA Euro Wt Feb 2012	2012/02/07	2012/02/14
14135	SGA Societe Generale Acceptance N.V. – CCB Eur Wt Feb 2012	2012/02/07	2012/02/14
13711	SGA Societe Generale Acceptance N.V. – HS Bk Eur Wt Feb 2012	2012/02/07	2012/02/14
14306	SGA Societe Generale Acceptance N.V. – HSBC Eu Wt Feb 2012 A	2012/02/07	2012/02/14
13713	SGA Societe Generale Acceptance N.V. – Wharf Eu Wts Feb 2012	2012/02/07	2012/02/14
13547	SGA Societe Generale Acceptance N.V. –Ch Mob Eu Wt Feb 2012B	2012/02/07	2012/02/14
14610	Standard Chartered Bank – BOCL European Warrants Feb 2012 A	2012/02/07	2012/02/14
14928	UBS AG – BOCL European Warrants Feb 2012	2012/02/07	2012/02/14
14821	UBS AG – HKEx European Warrants Feb 2012	2012/02/07	2012/02/14
14723	UBS AG – HSBC European Warrants Feb 2012	2012/02/07	2012/02/14
13596	CC Rabobank B.A. – Galaxy Ent European Warrants Feb 2012	2012/02/08	2012/02/15
13598	CC Rabobank B.A. – Sands China European Warrants Feb 2012 A	2012/02/08	2012/02/15
13597	CC Rabobank B.A. – Wynn Macau European Warrants Feb 2012	2012/02/08	2012/02/15
12676	HK Bank – Zhaojin Mining European Warrants Feb 2012	2012/02/08	2012/02/15
14196	KBC Fin Products Int'l Ltd. – BOCL European Wts Feb 2012 A	2012/02/08	2012/02/15
14600	Merrill Lynch Int'l & Co. C.V. – BOCL European Wt Feb 2012 F	2012/02/08	2012/02/15
12777	Merrill Lynch Int'l & Co. C.V. – CNOOC European Wts Feb 2012	2012/02/08	2012/02/15
14289	Nomura Int'l plc – CC Bank European Warrants Feb 2012	2012/02/08	2012/02/15
13468	RB of Scotland N.V. – CNOOC European Warrants Feb 2012	2012/02/08	2012/02/15
15306	Credit Suisse AG – Sinopec Corp European Warrants Feb 2012	2012/02/09	2012/02/16
13296	HK Bank – China Tel European Warrants Feb 2012	2012/02/09	2012/02/16
13685	J P Morgan SP BV – AIA European Warrants Feb 2012	2012/02/09	2012/02/16
11972	KBC Fin Products Int'l Ltd. – China Unicom Euro Wts Feb 2012	2012/02/09	2012/02/16
13329	KBC Fin Products Int'l Ltd. – Jiangxi Copper Eu Wts Feb 2012	2012/02/09	2012/02/16
13277	KBC Fin Products Int'l Ltd. – Sinopec Euro Wts Feb 2012	2012/02/09	2012/02/16
13594	Merrill Lynch Int'l & Co. C.V. – BOCL European Wts Feb 2012A	2012/02/09	2012/02/16
14583	Merrill Lynch Int'l & Co. C.V. – Ch Mobile Eur Wt Feb 2012 B	2012/02/09	2012/02/16
14582	Merrill Lynch Int'l & Co. C.V. – HKEx Euro Wts Feb 2012 A	2012/02/09	2012/02/16
12825	Merrill Lynch Int'l & Co. C.V. – HSBC Euro Wts Feb 2012	2012/02/09	2012/02/16
12876	SGA Societe Generale Acceptance N.V. – BYD Eu Wt Feb 2012	2012/02/09	2012/02/16
14632	SGA Societe Generale Acceptance N.V. – CCB Eur Wt Feb 2012 A	2012/02/09	2012/02/16
13850	SGA Societe Generale Acceptance N.V. – CLife Eu Wt Feb 2012	2012/02/09	2012/02/16
13852	SGA Societe Generale Acceptance N.V. – CLife Eu Wt Feb 2012A	2012/02/09	2012/02/16
13857	SGA Societe Generale Acceptance N.V. – CP&CC Eu Wt Feb 2012	2012/02/09	2012/02/16
13856	SGA Societe Generale Acceptance N.V. – HSBC Eu Wt Feb 2012	2012/02/09	2012/02/16
12884	SGA Societe Generale Acceptance N.V. – HWL Eur Wt Feb 2012	2012/02/09	2012/02/16
14212	SGA Societe Generale Acceptance N.V. – ICBC Eu Wt Feb 2012	2012/02/09	2012/02/16
13853	SGA Societe Generale Acceptance N.V. –Ch Mob Eu Wt Feb 2012C	2012/02/09	2012/02/16
10120	BNP Paribas Arbit Issu B.V. – Oil Futures Eu Put Wt Feb 2012	2012/02/10	2012/02/17
10118	BNP Paribas Arbit Issu B.V. – Oil Futures Euro Wt Feb 2012	2012/02/10	2012/02/17
13579	CC Rabobank B.A. – CC Bank European Warrants Feb 2012	2012/02/10	2012/02/17
13916	J P Morgan Int'l Der. Ltd. – CC Bank European Wts Feb 2012	2012/02/10	2012/02/17
13913	J P Morgan SP BV – Agricultural Bk Euro Warrants Feb 2012	2012/02/10	2012/02/17
13912	J P Morgan SP BV – AIA European Warrants Feb 2012 A	2012/02/10	2012/02/17
13747	J P Morgan SP BV – CHALCO European Warrants Feb 2012	2012/02/10	2012/02/17
13911	J P Morgan SP BV – China Mob European Wts Feb 2012	2012/02/10	2012/02/17
13749	J P Morgan SP BV – China Shenhua European Warrants Feb 2012	2012/02/10	2012/02/17
13909	J P Morgan SP BV – CPIC European Warrants Feb 2012	2012/02/10	2012/02/17
13770	J P Morgan SP BV – Evergrande European Warrants Feb 2012	2012/02/10	2012/02/17
13746	J P Morgan SP BV – GCL-Poly European Warrants Feb 2012	2012/02/10	2012/02/17
13751	J P Morgan SP BV – Gome European Warrants Feb 2012	2012/02/10	2012/02/17
13904	J P Morgan SP BV – HSBC European Put Warrants Feb 2012	2012/02/10	2012/02/17
13906	J P Morgan SP BV – HSBC European Warrants Feb 2012	2012/02/10	2012/02/17
13910	J P Morgan SP BV – Hutchison European Warrants Feb 2012 A	2012/02/10	2012/02/17
13907	J P Morgan SP BV – ICBC European Warrants Feb 2012	2012/02/10	2012/02/17
13768	J P Morgan SP BV – Lenovo European Warrants Feb 2012	2012/02/10	2012/02/17
13845	J P Morgan SP BV – Yanzhou Coal European Warrants Feb 2012	2012/02/10	2012/02/17
13919	KBC Fin Products Int'l Ltd. – HSBC European Wts Feb 2012 A	2012/02/10	2012/02/17
13578	RB of Scotland N.V. – Agricultural Bk Euro Wts Feb 2012	2012/02/10	2012/02/17
14462	Merrill Lynch Int'l & Co. C.V. – BankComm Euro Wts Feb 2012A	2012/02/13	2012/02/20
14178	BOCI Asia Ltd. – AIA European Warrants Feb 2012	2012/02/14	2012/02/21
14177	BOCI Asia Ltd. – Li & Fung European Warrants Feb 2012	2012/02/14	2012/02/21
13491	CC Rabobank B.A. – CQRC Bank European Warrants Feb 2012	2012/02/14	2012/02/21
13125	CC Rabobank B.A. – Li & Fung European Warrants Feb 2012	2012/02/14	2012/02/21
14348	CC Rabobank B.A. – PetroChina European Warrants Feb 2012	2012/02/14	2012/02/21
13443	CC Rabobank B.A. – Sands China European Warrants Feb 2012	2012/02/14	2012/02/21
14214	CC Rabobank B.A. – Tencent Holdings European Wts Feb 2012	2012/02/14	2012/02/21
13994	Citigroup Global Mkt H Inc. – BankComm Euro Wts Feb 2012 B	2012/02/14	2012/02/21
14046	Citigroup Global Mkt H Inc. – BOCL European Wts Feb 2012 A	2012/02/14	2012/02/21
13993	Citigroup Global Mkt H Inc. – China Shenhua Eu Wt Feb 2012 A	2012/02/14	2012/02/21
13990	Citigroup Global Mkt H Inc. – Jiangxi Copper Eur Wt Feb 2012	2012/02/14	2012/02/21
13991	Citigroup Global Mkt H Inc. – Sinopec Corp Euro Wts Feb 2012	2012/02/14	2012/02/21
14044	Citigroup Global Mkt H Inc. – SPDR Gold T Euro Wts Feb 2012	2012/02/14	2012/02/21
13642	Credit Suisse AG – AIA European Warrants Feb 2012	2012/02/14	2012/02/21
14528	Credit Suisse AG – AIA European Warrants Feb 2012 A	2012/02/14	2012/02/21
12508	Credit Suisse AG – ChiUnicom European Warrants Feb 2012	2012/02/14	2012/02/21
15224	Daiwa Capital Mkt – HSBC European Warrants Feb 2012	2012/02/14	2012/02/21
14017	J P Morgan SP BV – China Life European Warrants Feb 2012	2012/02/14	2012/02/21
14019	J P Morgan SP BV – China Life European Warrants Feb 2012 A	2012/02/14	2012/02/21
14012	KBC Fin Products Int'l Ltd. – CC Bank Euro Wts Feb 2012	2012/02/14	2012/02/21
14006	KBC Fin Products Int'l Ltd. – Hutchison Euro Wts Feb 2012 B	2012/02/14	2012/02/21
14065	KBC Fin Products Int'l Ltd. – ICBC European Wts Feb 2012	2012/02/14	2012/02/21
13355	KBC Fin Products Int'l Ltd. – Jiangxi Copper Eu Put Wt Feb12	2012/02/14	2012/02/21

List of expired derivative warrants, 2012 (continued)

Code	Warrant	Last trading date	Delisted date
14010	KBC Fin Products Int'l Ltd. – Sinopec Euro Wts Feb 2012 A	2012/02/14	2012/02/21
14042	Macquarie Bank Ltd. –GCL-Poly Energy European Wts Feb 2012	2012/02/14	2012/02/21
13958	Merrill Lynch Int'l & Co. C.V. – Ag Bk Euro Wts Feb 2012 A	2012/02/14	2012/02/21
11714	Merrill Lynch Int'l & Co. C.V. – BankComm Euro Wts Feb 2012	2012/02/14	2012/02/21
13962	Merrill Lynch Int'l & Co. C.V. – BOCL European Wt Feb 2012 D	2012/02/14	2012/02/21
11985	Merrill Lynch Int'l & Co. C.V. – CNOOC Euro Put Wts Feb 2012	2012/02/14	2012/02/21
13960	Merrill Lynch Int'l & Co. C.V. – ICBC Euro Wts Feb 2012 B	2012/02/14	2012/02/21
13583	Merrill Lynch Int'l & Co. C.V. – KECL European Wts Feb 2012	2012/02/14	2012/02/21
12923	Merrill Lynch Int'l & Co. C.V. – Sinopec Euro Wts Feb 2012	2012/02/14	2012/02/21
12815	Merrill Lynch Int'l & Co. C.V. – Tencent Eur Put Wt Feb 2012	2012/02/14	2012/02/21
13032	Merrill Lynch Int'l & Co. C.V. – Yanzhou Coal Eu Wt Feb 2012	2012/02/14	2012/02/21
13667	Merrill Lynch Int'l & Co. C.V. –Hutchison Eu Put Wt Feb2012A	2012/02/14	2012/02/21
13470	RB of Scotland N.V. – HWL European Warrants Feb 2012	2012/02/14	2012/02/21
13519	RB of Scotland N.V. – Tencent European Put Warrants Feb 2012	2012/02/14	2012/02/21
13965	SGA Societe Generale Acceptance N.V. – BOCL Eu Wt Feb 2012 A	2012/02/14	2012/02/21
13986	SGA Societe Generale Acceptance N.V. – CNOOC Eu Wt Feb 2012A	2012/02/14	2012/02/21
14037	SGA Societe Generale Acceptance N.V. – HKEx Eu Wt Feb 2012 A	2012/02/14	2012/02/21
13968	SGA Societe Generale Acceptance N.V. – Tencent Eu Wt Feb2012	2012/02/14	2012/02/21
13949	UBS AG – CC Bank European Warrants Feb 2012	2012/02/14	2012/02/21
14925	UBS AG – China Mobile European Warrants Feb 2012	2012/02/14	2012/02/21
13948	UBS AG – ICBC European Warrants Feb 2012	2012/02/14	2012/02/21
12381	HK Bank – Shougang Res European Warrants Feb 2012	2012/02/15	2012/02/22
14254	J P Morgan SP BV – HKEx European Warrants Feb 2012	2012/02/15	2012/02/22
12649	Merrill Lynch Int'l & Co. C.V. – Tencent Euro Wts Feb 2012	2012/02/15	2012/02/22
13692	UBS AG – Jiangxi Copper European Warrants Feb 2012	2012/02/15	2012/02/22
11429	HK Bank – AIA European Warrants Feb 2012	2012/02/16	2012/02/23
13246	HK Bank – BOCL European Warrants Feb 2012	2012/02/16	2012/02/23
14253	J P Morgan SP BV – BOCL European Warrants Feb 2012	2012/02/16	2012/02/23
14094	J P Morgan SP BV – Tencent European Put Warrants Feb 2012	2012/02/16	2012/02/23
14098	KBC Fin Products Int'l Ltd. – Ping An European Wts Feb 2012	2012/02/16	2012/02/23
14079	Macquarie Bank Ltd. – Sinopharm European Warrants Feb 2012	2012/02/16	2012/02/23
13961	Merrill Lynch Int'l & Co. C.V. – BOCL European Wt Feb 2012 C	2012/02/16	2012/02/23
13959	Merrill Lynch Int'l & Co. C.V. – ICBC Euro Wts Feb 2012 A	2012/02/16	2012/02/23
12980	SGA Societe Generale Acceptance N.V. – CNBM Euro Wt Feb 2012	2012/02/16	2012/02/23
14038	SGA Societe Generale Acceptance N.V. – HKEx Eu Wt Feb 2012 B	2012/02/16	2012/02/23
12492	Bank of East Asia – BYD European Warrants Feb 2012	2012/02/17	2012/02/24
11756	CC Rabobank B.A. – China Coal European Warrants Feb 2012	2012/02/17	2012/02/24
11419	Citigroup Global Mkt H Inc. – China Coal European Wts Feb 12	2012/02/17	2012/02/24
14470	HK Bank – China Life European Warrants Feb 2012	2012/02/17	2012/02/24
11524	J P Morgan SP BV – China Coal European Warrants Feb 2012	2012/02/17	2012/02/24
14802	J P Morgan SP BV – Tencent European Warrants Feb 2012	2012/02/17	2012/02/24
14123	Macquarie Bank Ltd. – Avichina European Warrants Feb 2012	2012/02/17	2012/02/24
14124	Macquarie Bank Ltd. – Galaxy Ent European Warrants Feb 2012	2012/02/17	2012/02/24
14387	Merrill Lynch Int'l & Co. C.V. – BOCL Euro Put Wts Feb 12 E	2012/02/17	2012/02/24
11592	Merrill Lynch Int'l & Co. C.V. – China Coal Eur Wts Feb 2012	2012/02/17	2012/02/24
14608	Standard Chartered Bank-China Life European Wts Feb 2012 B	2012/02/17	2012/02/24
15024	UBS AG – Hutchison European Warrants Feb 2012	2012/02/17	2012/02/24
11990	Citigroup Global Mkt H Inc. – C Transmission Euro Wt Feb 12	2012/02/20	2012/02/27
13297	HK Bank – Lenovo European Warrants Feb 2012	2012/02/20	2012/02/27
14593	J P Morgan SP BV – SJM Holdings European Warrants Feb 2012	2012/02/20	2012/02/27
13187	KBC Fin Products Int'l Ltd. –Tencent Holdings Eu Wt Feb 2012	2012/02/20	2012/02/27
13787	Merrill Lynch Int'l & Co. C.V. – HKEx Euro Wts Feb 2012	2012/02/20	2012/02/27
11632	Nomura Int'l plc – China Coal European Warrants Feb 2012	2012/02/20	2012/02/27
14281	Nomura Int'l plc – HSBC European Put Warrants Feb 2012	2012/02/20	2012/02/27
13391	Nomura Int'l plc – Yanzhou Coal European Warrants Feb 2012	2012/02/20	2012/02/27
11247	CC Rabobank B.A. – China EB Ltd European Warrants Feb 2012	2012/02/21	2012/02/28
12514	CC Rabobank B.A. – Shineway Pharm European Warrants Feb 2012	2012/02/21	2012/02/28
13942	Citigroup Global Mkt H Inc. – CC Bank European Wt Feb 2012 A	2012/02/21	2012/02/28
13941	Citigroup Global Mkt H Inc. – China Mobile Eur Wt Feb 2012	2012/02/21	2012/02/28
14043	Citigroup Global Mkt H Inc. – CITIC Bank Euro Wts Feb 2012 A	2012/02/21	2012/02/28
13944	Citigroup Global Mkt H Inc. – HSBC European Wts Feb 2012	2012/02/21	2012/02/28
13940	Citigroup Global Mkt H Inc. – Hutchison Euro Wts Feb 2012 A	2012/02/21	2012/02/28
13943	Citigroup Global Mkt H Inc. – ICBC European Wts Feb 2012	2012/02/21	2012/02/28
27354	Citigroup Global Mkt H Inc. – KECL European Warrants Feb 12	2012/02/21	2012/02/28
13742	Citigroup Global Mkt H Inc. –Tencent European Wts Feb 2012	2012/02/21	2012/02/28
15218	Credit Suisse AG – CC Bank European Warrants Feb 2012 A	2012/02/21	2012/02/28
14401	Credit Suisse AG – China Coal European Warrants Feb 2012	2012/02/21	2012/02/28
15217	Credit Suisse AG – ICBC European Warrants Feb 2012	2012/02/21	2012/02/28
12576	Credit Suisse AG – KECL European Warrants Feb 2012	2012/02/21	2012/02/28
14813	Credit Suisse AG – Tencent Holdings European Wts Feb 2012	2012/02/21	2012/02/28
14570	Credit Suisse AG – Yanzhou Coal European Warrants Feb 2012 A	2012/02/21	2012/02/28
10130	Deutsche Bank AG – EUR/USD European Warrants Feb 2012	2012/02/21	2012/02/28
29439	Goldman Sachs SP (Asia) – CSR European Warrants Feb 2012	2012/02/21	2012/02/28
13609	J P Morgan SP BV – A50 China European Warrants Feb 2012 A	2012/02/21	2012/02/28
14266	J P Morgan SP BV – China Life European Warrants Feb 2012 C	2012/02/21	2012/02/28
28468	J P Morgan SP BV – Hutchison European Put Warrants Feb 2012	2012/02/21	2012/02/28
14172	J P Morgan SP BV – Minsheng Bank European Warrants Feb 2012	2012/02/21	2012/02/28
14194	KBC Fin Products Int'l Ltd. – China Life Euro Wts Feb 2012	2012/02/21	2012/02/28
24897	Merrill Lynch Int'l & Co. C.V. – A50 China Eur Wt Feb 2012	2012/02/21	2012/02/28
13892	Merrill Lynch Int'l & Co. C.V. – BOCL European Wt Feb 2012 B	2012/02/21	2012/02/28
13587	Merrill Lynch Int'l & Co. C.V. – BYD European Wts Feb 2012	2012/02/21	2012/02/28
14385	Merrill Lynch Int'l & Co. C.V. – Ch Mobile Eu Put Wt Feb 12A	2012/02/21	2012/02/28
13703	Merrill Lynch Int'l & Co. C.V. – China Life Eu Wt Feb 2012 A	2012/02/21	2012/02/28
13893	Merrill Lynch Int'l & Co. C.V. – China Life Eu Wt Feb 2012 B	2012/02/21	2012/02/28
14013	Merrill Lynch Int'l & Co. C.V. – HSBC Euro Wts Feb 2012 B	2012/02/21	2012/02/28
14358	Merrill Lynch Int'l & Co. C.V. – ICBC Euro Wts Feb 2012 C	2012/02/21	2012/02/28
14229	Merrill Lynch Int'l & Co. C.V. – JX Copper Euro Wts Feb 2012	2012/02/21	2012/02/28

List of expired derivative warrants, 2012 (continued)

Code	Warrant	Last trading date	Delisted date
13840	Merrill Lynch Int'l & Co. C.V. – PetroChina Eu Wt Feb 2012	2012/02/21	2012/02/28
13897	Merrill Lynch Int'l & Co. C.V. – Sinopec Euro Wts Feb 2012 A	2012/02/21	2012/02/28
13842	Merrill Lynch Int'l & Co. C.V. – Tencent Euro Wts Feb 2012 A	2012/02/21	2012/02/28
14382	Merrill Lynch Int'l & Co. C.V. – Hutchison Eu Put Wt Feb 12 B	2012/02/21	2012/02/28
14643	SGA Societe Generale Acceptance N.V. – BOCHK Eur Wt Feb 2012	2012/02/21	2012/02/28
13417	SGA Societe Generale Acceptance N.V. – Ch Mob Eu Wt Feb 2012	2012/02/21	2012/02/28
14300	SGA Societe Generale Acceptance N.V. – CLife Eu Wt Feb 2012B	2012/02/21	2012/02/28
14343	SGA Societe Generale Acceptance N.V. – Ping An Eu Wt Feb 2012	2012/02/21	2012/02/28
14047	Standard Chartered Bank – HSBC European Warrants Feb 2012 A	2012/02/21	2012/02/28
14730	UBS AG – CC Bank European Warrants Feb 2012 A	2012/02/21	2012/02/28
14733	UBS AG – China Life European Warrants Feb 2012	2012/02/21	2012/02/28
14823	UBS AG – ICBC European Warrants Feb 2012 A	2012/02/21	2012/02/28
14728	UBS AG – Tencent Holdings European Warrants Feb 2012	2012/02/21	2012/02/28
13626	Barclays Bank plc – Hutchison European Warrants Feb 2012	2012/02/22	2012/02/29
13725	BNP Paribas Arbit Issu B.V. – HSI Euro Put Wts Feb 2012	2012/02/22	2012/02/29
13815	BNP Paribas Arbit Issu B.V. – HSI European Wts Feb 2012	2012/02/22	2012/02/29
14053	CC Rabobank B.A. – AviChina European Warrants Feb 2012	2012/02/22	2012/02/29
14052	CC Rabobank B.A. – Xinyi Glass European Warrants Feb 2012	2012/02/22	2012/02/29
13248	Citigroup Global Mkt H Inc. – HSCEI Euro Put Wts Feb 2012	2012/02/22	2012/02/29
13995	Citigroup Global Mkt H Inc. – HSCEI Euro Put Wts Feb 2012 B	2012/02/22	2012/02/29
13828	Citigroup Global Mkt H Inc. – HSCEI European Wts Feb 2012	2012/02/22	2012/02/29
13996	Citigroup Global Mkt H Inc. – HSI European Put Wts Feb 2012	2012/02/22	2012/02/29
14197	Citigroup Global Mkt H Inc. – HSI European Wts Feb 2012 A	2012/02/22	2012/02/29
14870	Citigroup Global Mkt H Inc. – HSI European Wts Feb 2012 B	2012/02/22	2012/02/29
13945	Credit Suisse AG – HSI European Put Warrants Feb 2012 D	2012/02/22	2012/02/29
14102	Credit Suisse AG – HSI European Put Warrants Feb 2012 H	2012/02/22	2012/02/29
14368	Credit Suisse AG – HSI European Put Warrants Feb 2012 I	2012/02/22	2012/02/29
12632	Credit Suisse AG – HSI European Warrants Feb 2012	2012/02/22	2012/02/29
14099	Credit Suisse AG – HSI European Warrants Feb 2012 E	2012/02/22	2012/02/29
14100	Credit Suisse AG – HSI European Warrants Feb 2012 F	2012/02/22	2012/02/29
14101	Credit Suisse AG – HSI European Warrants Feb 2012 G	2012/02/22	2012/02/29
14563	Credit Suisse AG – HSI European Warrants Feb 2012 J	2012/02/22	2012/02/29
14564	Credit Suisse AG – HSI European Warrants Feb 2012 K	2012/02/22	2012/02/29
14692	Credit Suisse AG – HSI European Warrants Feb 2012 L	2012/02/22	2012/02/29
14808	Credit Suisse AG – HSI European Warrants Feb 2012 M	2012/02/22	2012/02/29
14809	Credit Suisse AG – HSI European Warrants Feb 2012 N	2012/02/22	2012/02/29
15380	Credit Suisse AG – HSI European Warrants Feb 2012 O	2012/02/22	2012/02/29
10131	Deutsche Bank AG – Gold European Put Warrants Feb 2012	2012/02/22	2012/02/29
10132	Deutsche Bank AG – Gold European Warrants Feb 2012	2012/02/22	2012/02/29
13016	HK Bank – Ch Rongsheng European Warrants Feb 2012	2012/02/22	2012/02/29
13570	HK Bank – China Mobile European Warrants Feb 2012	2012/02/22	2012/02/29
13869	HK Bank – HSI European Warrants Feb 2012	2012/02/22	2012/02/29
14000	HK Bank – HSI European Warrants Feb 2012 A	2012/02/22	2012/02/29
14001	HK Bank – HSI European Warrants Feb 2012 B	2012/02/22	2012/02/29
13039	HK Bank – Jiangxi Copper European Warrants Feb 2012	2012/02/22	2012/02/29
13169	HK Bank – Maanshan Iron European Warrants Feb 2012	2012/02/22	2012/02/29
29597	J P Morgan SP BV – HK Gas European Warrants Feb 2012	2012/02/22	2012/02/29
14025	J P Morgan SP BV – HSI European Put Warrants Feb 2012	2012/02/22	2012/02/29
14026	J P Morgan SP BV – HSI European Put Warrants Feb 2012 A	2012/02/22	2012/02/29
14391	J P Morgan SP BV – HSI European Put Warrants Feb 2012 B	2012/02/22	2012/02/29
14027	J P Morgan SP BV – HSI European Warrants Feb 2012	2012/02/22	2012/02/29
14798	J P Morgan SP BV – HSI European Warrants Feb 2012 C	2012/02/22	2012/02/29
29594	J P Morgan SP BV – Zhuzhou CSR European Warrants Feb 2012	2012/02/22	2012/02/29
13291	KBC Fin Products Int'l Ltd. – HSCEI Euro Put Wts Feb 2012	2012/02/22	2012/02/29
13807	KBC Fin Products Int'l Ltd. – HSCEI Euro Put Wts Feb 2012 A	2012/02/22	2012/02/29
13808	KBC Fin Products Int'l Ltd. – HSI Euro Put Wts Feb 2012	2012/02/22	2012/02/29
13954	KBC Fin Products Int'l Ltd. – HSI European Wts Feb 2012	2012/02/22	2012/02/29
11600	Macquarie Bank Ltd. – China Coal European Warrants Feb 2012	2012/02/22	2012/02/29
12808	Macquarie Bank Ltd. – HSCEI European Warrants Feb 2012	2012/02/22	2012/02/29
14112	Macquarie Bank Ltd. – HSI European Put Warrants Feb 2012	2012/02/22	2012/02/29
13898	Macquarie Bank Ltd. – HSI European Warrants Feb 2012	2012/02/22	2012/02/29
12921	Merrill Lynch Int'l & Co. C.V. – China Life Eu Wt Feb 2012	2012/02/22	2012/02/29
14110	Merrill Lynch Int'l & Co. C.V. – HSCEI Euro Put Wt Feb 2012A	2012/02/22	2012/02/29
14231	Merrill Lynch Int'l & Co. C.V. – HSCEI Euro Put Wt Feb 2012B	2012/02/22	2012/02/29
12851	Merrill Lynch Int'l & Co. C.V. – HSCEI Euro Put Wts Feb 2012	2012/02/22	2012/02/29
14109	Merrill Lynch Int'l & Co. C.V. – HSCEI European Wts Feb 2012	2012/02/22	2012/02/29
12849	Merrill Lynch Int'l & Co. C.V. – HSI European Wts Feb 2012	2012/02/22	2012/02/29
12850	Merrill Lynch Int'l & Co. C.V. – HSI European Wts Feb 2012 A	2012/02/22	2012/02/29
14455	Merrill Lynch Int'l & Co. C.V. – HSI European Wts Feb 2012 B	2012/02/22	2012/02/29
13535	RB of Scotland N.V. – HSCEI European Put Warrants Feb 2012	2012/02/22	2012/02/29
13773	RB of Scotland N.V. – HSI European Warrants Feb 2012	2012/02/22	2012/02/29
14061	RB of Scotland N.V. – HSI European Warrants Feb 2012 A	2012/02/22	2012/02/29
14062	RB of Scotland N.V. – HSI European Warrants Feb 2012 B	2012/02/22	2012/02/29
14129	RB of Scotland N.V. – Ping An European Warrants Feb 2012	2012/02/22	2012/02/29
13781	SGA Societe Generale Acceptance N.V. – HSI Eur Wt Feb 2012	2012/02/22	2012/02/29
13854	SGA Societe Generale Acceptance N.V. – HSI Eur Wt Feb 2012 A	2012/02/22	2012/02/29
13917	SGA Societe Generale Acceptance N.V. – HSI Eur Wt Feb 2012 B	2012/02/22	2012/02/29
13918	SGA Societe Generale Acceptance N.V. – HSI Eur Wt Feb 2012 C	2012/02/22	2012/02/29
14344	SGA Societe Generale Acceptance N.V. – HSI Eu Put Wt Feb 12 D	2012/02/22	2012/02/29
14345	SGA Societe Generale Acceptance N.V. – HSI Eu Put Wt Feb 12 E	2012/02/22	2012/02/29
13855	SGA Societe Generale Acceptance N.V. – HSI Eu Put Wt Feb 2012	2012/02/22	2012/02/29
11636	Standard Chartered Bank – China Life Euro Put Wts Feb 2012	2012/02/22	2012/02/29
12855	Standard Chartered Bank – HKEx European Warrants Feb 2012	2012/02/22	2012/02/29
14882	Standard Chartered Bank – HSI European Warrants Feb 2012	2012/02/22	2012/02/29
15101	Standard Chartered Bank – HSI European Warrants Feb 2012 A	2012/02/22	2012/02/29
15366	UBS AG – HSI European Put Warrants Feb 2012 F	2012/02/22	2012/02/29
13860	UBS AG – HSI European Warrants Feb 2012	2012/02/22	2012/02/29

List of expired derivative warrants, 2012 (continued)

Code	Warrant	Last trading date	Delisted date
14672	UBS AG – HSI European Warrants Feb 2012 A	2012/02/22	2012/02/29
14673	UBS AG – HSI European Warrants Feb 2012 B	2012/02/22	2012/02/29
14721	UBS AG – HSI European Warrants Feb 2012 C	2012/02/22	2012/02/29
14786	UBS AG – HSI European Warrants Feb 2012 D	2012/02/22	2012/02/29
15365	UBS AG – HSI European Warrants Feb 2012 E	2012/02/22	2012/02/29
12651	BOCI Asia Ltd. – KECL European Warrants Feb 2012	2012/02/23	2012/03/01
14054	CC Rabobank B.A. – Nine Dragons European Warrants Feb 2012	2012/02/23	2012/03/01
11002	Citigroup Global Mkt H Inc. – ChiUnicom Euro Wts Feb 2012	2012/02/23	2012/03/01
14207	J P Morgan SP BV – JX Copper European Warrants Feb 2012	2012/02/23	2012/03/01
13397	Nomura Int'l plc – A50 China European Warrants Feb 2012 A	2012/02/23	2012/03/01
27468	Nomura Int'l plc – Agile Ppt European Warrants Feb 2012	2012/02/23	2012/03/01
29750	Nomura Int'l plc – C Transmission European Warrants Feb 2012	2012/02/23	2012/03/01
29548	Nomura Int'l plc – Ch State Con European Warrants Feb 2012	2012/02/23	2012/03/01
13380	Nomura Int'l plc – JIANC European Warrants Feb 2012	2012/02/23	2012/03/01
29106	Nomura Int'l plc – Xinyi Glass European Warrants Feb 2012	2012/02/23	2012/03/01
11093	SGA Societe Generale Acceptance N.V. – CCoal Eur Wt Feb 2012	2012/02/23	2012/03/01
14486	SGA Societe Generale Acceptance N.V. – ICBC Eu Wt Feb 2012 A	2012/02/23	2012/03/01
11548	SGA Societe Generale Acceptance N.V. – KECL Euro Wts Feb 12	2012/02/23	2012/03/01
14398	SGA Societe Generale Acceptance N.V. – Tencent Eu Wt Feb 12A	2012/02/23	2012/03/01
14137	SGA Societe Generale Acceptance NV-Minsheng Bk Eu Wt Feb2012	2012/02/23	2012/03/01
14140	SGA Societe Generale Acceptance NV-Yanzhou Coal Eu Wt Feb 12	2012/02/23	2012/03/01
13457	Standard Chartered Bank – BOCL European Warrants Feb 2012	2012/02/23	2012/03/01
13601	Standard Chartered Bank – CC Bank European Wts Feb 2012	2012/02/23	2012/03/01
13530	Standard Chartered Bank – Ch Comm Cons Eur Warrants Feb 2012	2012/02/23	2012/03/01
12614	Standard Chartered Bank – China Mobile Euro Wts Feb 2012	2012/02/23	2012/03/01
13476	Standard Chartered Bank – China Mobile Euro Wts Feb 2012 A	2012/02/23	2012/03/01
13474	Standard Chartered Bank – Hutchison Euro Euro Wts Feb 2012 A	2012/02/23	2012/03/01
14441	Standard Chartered Bank – Hutchison Euro Euro Wts Feb 2012 C	2012/02/23	2012/03/01
13455	Standard Chartered Bank – Yurun Food Euro Warrants Feb 2012	2012/02/23	2012/03/01
15491	UBS AG – Alibaba European Warrants Jun 2012	2012/02/29	2012/03/01
16131	UBS AG – Alibaba European Warrants May 2013	2012/02/29	2012/03/01
11722	CC Rabobank B.A. – Huaneng Power European Warrants Mar 2012	2012/02/24	2012/03/02
14233	Citigroup Global Mkt H Inc. – Ch Rongsheng Euro Wt Mar 2012	2012/02/24	2012/03/02
14234	Citigroup Global Mkt H Inc. –Yanzhou Coal Euro Wt Mar 2012	2012/02/24	2012/03/02
15200	Daiwa Capital Mkt – CCB European Warrants Mar 2012 A	2012/02/24	2012/03/02
14258	J P Morgan Int'l Der. Ltd. – CC Bank European Wts Mar 2012	2012/02/24	2012/03/02
14267	J P Morgan SP BV – China Life European Warrants Mar 2012	2012/02/24	2012/03/02
14260	J P Morgan SP BV – HSBC European Warrants Mar 2012	2012/02/24	2012/03/02
14257	J P Morgan SP BV – Hutchison European Warrants Mar 2012 C	2012/02/24	2012/03/02
14261	J P Morgan SP BV – ICBC European Warrants Mar 2012	2012/02/24	2012/03/02
14262	J P Morgan SP BV – ICBC European Warrants Mar 2012 A	2012/02/24	2012/03/02
14259	J P Morgan SP BV – Sinopec Corp European Warrants Mar 2012	2012/02/24	2012/03/02
14095	J P Morgan SP BV – Tencent European Warrants Mar 2012	2012/02/24	2012/03/02
13659	KBC Fin Products Int'l Ltd. – AIA Euro Warrants Mar 2012 A	2012/02/24	2012/03/02
14150	KBC Fin Products Int'l Ltd. – BOC HK European Wts Mar 2012	2012/02/24	2012/03/02
13826	KBC Fin Products Int'l Ltd. – BOCL Euro Put Wts Mar 2012	2012/02/24	2012/03/02
13528	KBC Fin Products Int'l Ltd. – Ch Mobile Euro Wt Mar 2012	2012/02/24	2012/03/02
29999	KBC Fin Products Int'l Ltd. – China Coal Euro Wts Mar 2012	2012/02/24	2012/03/02
14250	KBC Fin Products Int'l Ltd. – China Life Eur Put Wt Mar 2012	2012/02/24	2012/03/02
14249	KBC Fin Products Int'l Ltd. – China Life Euro Wts Mar 2012	2012/02/24	2012/03/02
14007	KBC Fin Products Int'l Ltd. – HSBC Euro Put Wts Mar 2012	2012/02/24	2012/03/02
14208	KBC Fin Products Int'l Ltd. – Hutchison Eur Put Wts Mar 2012	2012/02/24	2012/03/02
13872	KBC Fin Products Int'l Ltd. –Sinopec Corp Eu Put Wt Mar 2012	2012/02/24	2012/03/02
14263	KBC Fin Products Int'l Ltd. –Tencent Holdings Eu Wt Mar 2012A	2012/02/24	2012/03/02
12306	Standard Chartered Bank – BYD European Warrants Mar 2012	2012/02/24	2012/03/02
14590	Standard Chartered Bank – China Mobile Euro Put Wts Mar 2012	2012/02/24	2012/03/02
14622	Standard Chartered Bank – Tencent Hldg European Wts Mar 2012	2012/02/24	2012/03/02
13350	BNP Paribas Arbit Issu B.V. – Agricultural Bank Eu Wt Mar 12	2012/02/27	2012/03/05
13686	BNP Paribas Arbit Issu B.V. – BOCL European Wts Mar 2012 A	2012/02/27	2012/03/05
13814	BNP Paribas Arbit Issu B.V. – BOCL European Wts Mar 2012 B	2012/02/27	2012/03/05
28855	BNP Paribas Arbit Issu B.V. – C Transmission Euro Wts Mar 12	2012/02/27	2012/03/05
13563	BNP Paribas Arbit Issu B.V. – CC Bank Euro Put Wts Mar 2012	2012/02/27	2012/03/05
13349	BNP Paribas Arbit Issu B.V. – CC Bank Euro Wts Mar 2012	2012/02/27	2012/03/05
13688	BNP Paribas Arbit Issu B.V. – CC Bank Euro Wts Mar 2012 A	2012/02/27	2012/03/05
13922	BNP Paribas Arbit Issu B.V. – CC Bank Euro Wts Mar 2012 B	2012/02/27	2012/03/05
13564	BNP Paribas Arbit Issu B.V. – Ch Mobile Eu Put Wt Mar 2012	2012/02/27	2012/03/05
11638	BNP Paribas Arbit Issu B.V. – Ch Mobile Euro Wts Mar 2012	2012/02/27	2012/03/05
13516	BNP Paribas Arbit Issu B.V. – China Life Euro Wts Mar 2012	2012/02/27	2012/03/05
14298	BNP Paribas Arbit Issu B.V. – China Life Euro Wts Mar 2012 A	2012/02/27	2012/03/05
13562	BNP Paribas Arbit Issu B.V. – China Tel Euro Wts Mar 2012	2012/02/27	2012/03/05
13610	BNP Paribas Arbit Issu B.V. – CKI Holdings Euro Wts Mar 2012	2012/02/27	2012/03/05
29136	BNP Paribas Arbit Issu B.V. – CSR European Warrants Mar 2012	2012/02/27	2012/03/05
13401	BNP Paribas Arbit Issu B.V. – Evergrande Euro Wts Mar 2012	2012/02/27	2012/03/05
11903	BNP Paribas Arbit Issu B.V. – Galaxy Ent European Wts Mar 12	2012/02/27	2012/03/05
29648	BNP Paribas Arbit Issu B.V. – Gome European Wts Mar 2012	2012/02/27	2012/03/05
13574	BNP Paribas Arbit Issu B.V. – HKEx European Put Wts Mar 2012	2012/02/27	2012/03/05
13556	BNP Paribas Arbit Issu B.V. – HSBC European Put Wts Mar 2012	2012/02/27	2012/03/05
13721	BNP Paribas Arbit Issu B.V. – HSBC European Wts Mar 2012	2012/02/27	2012/03/05
13557	BNP Paribas Arbit Issu B.V. – Hutchison Euro Put Wt Mar 2012	2012/02/27	2012/03/05
14662	BNP Paribas Arbit Issu B.V. – Hutchison Euro Wts Mar 2012	2012/02/27	2012/03/05
13687	BNP Paribas Arbit Issu B.V. – ICBC European Wts Mar 2012	2012/02/27	2012/03/05
25155	BNP Paribas Arbit Issu B.V. – Jiangxi Copper Eu Wts Mar 2012	2012/02/27	2012/03/05
12548	BNP Paribas Arbit Issu B.V. – KECL European Warrants Mar 12	2012/02/27	2012/03/05
13567	BNP Paribas Arbit Issu B.V. – NVC Lighting Euro Wts Mar 2012	2012/02/27	2012/03/05
13722	BNP Paribas Arbit Issu B.V. – Ping An European Wts Mar 2012	2012/02/27	2012/03/05
13723	BNP Paribas Arbit Issu B.V. – Sino-Ocean Land Eu Wt Mar 2012	2012/02/27	2012/03/05
13811	BNP Paribas Arbit Issu B.V. – Sinopec Corp Euro Wts Mar 2012	2012/02/27	2012/03/05

List of expired derivative warrants, 2012 (continued)

Code	Warrant	Last trading date	Delisted date
13348	BNP Paribas Arbit Issu B.V. – SJM Holdings Euro Wts Mar 2012	2012/02/27	2012/03/05
11727	BNP Paribas Arbit Issu B.V. – Tencent Holdings Eu Wts Mar 12	2012/02/27	2012/03/05
13812	BNP Paribas Arbit Issu B.V. – Tencent Holdings Eu Wts Mar12A	2012/02/27	2012/03/05
12503	BNP Paribas Arbit Issu B.V. – Zhaojin Mining Euro Wts Mar12	2012/02/27	2012/03/05
13273	BNP Paribas Arbit Issu B.V. – Zijin Mining Euro Wts Mar 2012	2012/02/27	2012/03/05
15594	Credit Suisse AG – CC Bank European Warrants Mar 2012	2012/02/27	2012/03/05
14310	J P Morgan SP BV – China Mob European Wts Mar 2012	2012/02/27	2012/03/05
14311	J P Morgan SP BV – China Shenhua European Warrants Mar 2012	2012/02/27	2012/03/05
14063	Macquarie Bank Ltd. – Angang Steel European Wts Mar 2012	2012/02/27	2012/03/05
13827	Macquarie Bank Ltd. – BankComm European Warrants Mar 2012	2012/02/27	2012/03/05
13215	Macquarie Bank Ltd. – BOCL European Put Warrants Mar 2012	2012/02/27	2012/03/05
14217	Macquarie Bank Ltd. – BYD European Warrants Mar 2012	2012/02/27	2012/03/05
14223	Macquarie Bank Ltd. – C Transmission Eur Warrants Mar 2012 A	2012/02/27	2012/03/05
12356	Macquarie Bank Ltd. – C Transmission European Warrants Mar12	2012/02/27	2012/03/05
14252	Macquarie Bank Ltd. – CC Bank European Put Warrants Mar 2012	2012/02/27	2012/03/05
14039	Macquarie Bank Ltd. – Ch Comm Cons European Wts Mar 2012	2012/02/27	2012/03/05
14041	Macquarie Bank Ltd. – CHALCO European Warrants Mar 2012	2012/02/27	2012/03/05
13709	Macquarie Bank Ltd. – Chi Resources European Wts Mar 2012	2012/02/27	2012/03/05
29949	Macquarie Bank Ltd. – China Coal European Warrants Mar 2012	2012/02/27	2012/03/05
14125	Macquarie Bank Ltd. – China Life European Put Wts Mar 2012	2012/02/27	2012/03/05
13453	Macquarie Bank Ltd. – China Mobile European Wts Mar 2012	2012/02/27	2012/03/05
14040	Macquarie Bank Ltd. – China Railway European Wts Mar 2012	2012/02/27	2012/03/05
14080	Macquarie Bank Ltd. – China Shenhua European Wts Mar 2012	2012/02/27	2012/03/05
13581	Macquarie Bank Ltd. – CPIC European Warrants Mar 2012	2012/02/27	2012/03/05
14126	Macquarie Bank Ltd. – CRCC European Warrants Mar 2012	2012/02/27	2012/03/05
14143	Macquarie Bank Ltd. – Henderson Land Dev Euro Wts Mar 2012	2012/02/27	2012/03/05
13708	Macquarie Bank Ltd. – Hutchison European Warrants Mar 2012 C	2012/02/27	2012/03/05
14064	Macquarie Bank Ltd. – ICBC European Warrants Mar 2012	2012/02/27	2012/03/05
14272	Macquarie Bank Ltd. – ICBC European Warrants Mar 2012 A	2012/02/27	2012/03/05
14141	Macquarie Bank Ltd. – Jiangxi Copper European Wts Mar 2012	2012/02/27	2012/03/05
12970	Macquarie Bank Ltd. – PICC P&C European Warrants Mar 2012	2012/02/27	2012/03/05
14273	Macquarie Bank Ltd. – SJM Holdings European Wts Mar 2012	2012/02/27	2012/03/05
13899	Macquarie Bank Ltd. – Tencent European Warrants Mar 2012	2012/02/27	2012/03/05
13900	Macquarie Bank Ltd. – Tencent European Warrants Mar 2012 A	2012/02/27	2012/03/05
14051	Macquarie Bank Ltd. – ZTE European Warrants Mar 2012	2012/02/27	2012/03/05
14295	Nomura Int'l plc – BOC HK European Warrants Mar 2012 A	2012/02/27	2012/03/05
14291	Nomura Int'l plc – China Mobile European Put Wts Mar 2012	2012/02/27	2012/03/05
14294	Nomura Int'l plc – ICBC European Warrants Mar 2012	2012/02/27	2012/03/05
14541	Standard Chartered Bank – China Mobile Euro Wts Mar 2012	2012/02/27	2012/03/05
15392	Standard Chartered Bank – ICBC European Warrants Mar 2012	2012/02/27	2012/03/05
12615	Standard Chartered Bank -YZ Coal European Warrants Mar 2012	2012/02/27	2012/03/05
14209	Barclays Bank plc – CC Bank European Warrants Mar 2012	2012/02/28	2012/03/06
25773	Barclays Bank plc – Ping An European Warrants Mar 2012	2012/02/28	2012/03/06
29327	BNP Paribas Arbit Issu B.V. – BOCL European Wts Mar 2012	2012/02/28	2012/03/06
14148	BOCI Asia Ltd. – CC Bank European Warrants Mar 2012	2012/02/28	2012/03/06
14176	BOCI Asia Ltd. – China Shenhua European Warrants Mar 2012	2012/02/28	2012/03/06
14302	BOCI Asia Ltd. – China Tel European Warrants Mar 2012	2012/02/28	2012/03/06
13471	BOCI Asia Ltd. – CNBM European Warrants Mar 2012	2012/02/28	2012/03/06
13473	BOCI Asia Ltd. – Lonking European Warrants Mar 2012	2012/02/28	2012/03/06
12947	BOCI Asia Ltd. – Yurun Food European Warrants Mar 2012	2012/02/28	2012/03/06
14319	CC Rabobank B.A. – CNOOC European Warrants Mar 2012	2012/02/28	2012/03/06
13741	Citigroup Global Mkt H Inc. – AIA European Warrants Mar 2012	2012/02/28	2012/03/06
24879	Citigroup Global Mkt H Inc. – Ping An Euro Wts Mar 2012	2012/02/28	2012/03/06
14334	Citigroup Global Mkt H Inc. – Ping An Euro Wts Mar 2012 A	2012/02/28	2012/03/06
14333	Citigroup Global Mkt H Inc. – Sinopec Corp Euro Wts Mar 2012	2012/02/28	2012/03/06
13517	Credit Suisse AG – AIA European Warrants Mar 2012	2012/02/28	2012/03/06
14227	Credit Suisse AG – China Mobile European Warrants Mar 2012	2012/02/28	2012/03/06
14226	Credit Suisse AG – CNOOC European Warrants Mar 2012	2012/02/28	2012/03/06
15304	Credit Suisse AG – Hutchison European Warrants Mar 2012 E	2012/02/28	2012/03/06
28624	Credit Suisse AG – Ping An European Warrants Mar 2012 C	2012/02/28	2012/03/06
14224	Credit Suisse AG – Tencent Holdings European Wts Mar 2012	2012/02/28	2012/03/06
15197	Daiwa Capital Mkt – HSBC European Warrants Mar 2012	2012/02/28	2012/03/06
25103	Deutsche Bank AG – Ping An European Warrants Mar 2012	2012/02/28	2012/03/06
13301	HK Bank – CHALCO European Warrants Mar 2012	2012/02/28	2012/03/06
14331	J P Morgan SP BV – China Life European Warrants Mar 2012 A	2012/02/28	2012/03/06
14312	J P Morgan SP BV – CNOOC European Warrants Mar 2012	2012/02/28	2012/03/06
24946	J P Morgan SP BV – Ping An European Warrants Mar 2012 A	2012/02/28	2012/03/06
13639	KBC Fin Products Int'l Ltd. – AIA Euro Warrants Mar 2012	2012/02/28	2012/03/06
13274	KBC Fin Products Int'l Ltd. – BEA European Warrants Mar 2012	2012/02/28	2012/03/06
14011	KBC Fin Products Int'l Ltd. – CC Bank Euro Put Wt Mar 2012	2012/02/28	2012/03/06
14097	KBC Fin Products Int'l Ltd. – CNOOC European Wts Mar 2012	2012/02/28	2012/03/06
13979	Macquarie Bank Ltd. – CC Bank European Warrants Mar 2012	2012/02/28	2012/03/06
25045	Macquarie Bank Ltd. – Ping An European Warrants Mar 2012	2012/02/28	2012/03/06
14005	Merrill Lynch Int'l & Co. C.V. – China Life Eu Wt Mar 2012	2012/02/28	2012/03/06
14108	Merrill Lynch Int'l & Co. C.V. – CNOOC European Wts Mar 2012	2012/02/28	2012/03/06
14619	Merrill Lynch Int'l & Co. C.V. – ICBC Euro Put Wts Mar 2012	2012/02/28	2012/03/06
14599	Merrill Lynch Int'l & Co. C.V. – ICBC Euro Wts Mar 2012 A	2012/02/28	2012/03/06
12371	Merrill Lynch Int'l & Co. C.V. – JX Copper Euro Wts Mar 2012	2012/02/28	2012/03/06
13839	Merrill Lynch Int'l & Co. C.V. – PetroChina Eu Wt Mar 2012	2012/02/28	2012/03/06
14004	Merrill Lynch Int'l & Co. C.V. – Sinopec Euro Wts Mar 2012	2012/02/28	2012/03/06
13362	Merrill Lynch Int'l & Co. C.V. – Tencent Euro Wts Mar 2012	2012/02/28	2012/03/06
13066	Nomura Int'l plc – AIA European Warrants Mar 2012	2012/02/28	2012/03/06
15353	Nomura Int'l plc – Ch Rongsheng European Warrants Mar 2012	2012/02/28	2012/03/06
29110	Nomura Int'l plc – Ping An European Warrants Mar 2012	2012/02/28	2012/03/06
13620	RB of Scotland N.V. – HSBC European Warrants Mar 2012	2012/02/28	2012/03/06
14130	RB of Scotland N.V. – Tencent Holdings Euro Wts Mar 2012 A	2012/02/28	2012/03/06
13518	RB of Scotland N.V. – Tencent Holdings European Wts Mar 2012	2012/02/28	2012/03/06

List of expired derivative warrants, 2012 (continued)

Code	Warrant	Last trading date	Delisted date
23641	SGA Societe Generale Acceptance N.V. – A50 Ch Eu Wt Mar 2012	2012/02/28	2012/03/06
14242	SGA Societe Generale Acceptance N.V. – CCB Eur Wt Mar 2012 A	2012/02/28	2012/03/06
14301	SGA Societe Generale Acceptance N.V. – CLife Eu Wt Mar 2012A	2012/02/28	2012/03/06
14245	SGA Societe Generale Acceptance N.V. – CNOOC Eu Wt Mar 2012	2012/02/28	2012/03/06
14221	SGA Societe Generale Acceptance N.V. – HWL Eur Wt Mar 2012 B	2012/02/28	2012/03/06
14397	SGA Societe Generale Acceptance N.V. – HWL Eur Wt Mar 2012 D	2012/02/28	2012/03/06
14247	SGA Societe Generale Acceptance N.V. – JIANC Eu Wts Mar 2012	2012/02/28	2012/03/06
14246	SGA Societe Generale Acceptance N.V.-Evergrande Eu Wt Mar 12	2012/02/28	2012/03/06
13715	Standard Chartered Bank – AIA European Warrants Mar 2012	2012/02/28	2012/03/06
14032	Standard Chartered Bank-China Life European Wts Mar 2012 A	2012/02/28	2012/03/06
15064	UBS AG – AIA European Warrants Mar 2012 B	2012/02/28	2012/03/06
14927	UBS AG – China Life European Warrants Mar 2012 A	2012/02/28	2012/03/06
15065	UBS AG – Hutchison European Warrants Mar 2012 E	2012/02/28	2012/03/06
15172	UBS AG – ICBC European Warrants Mar 2012 A	2012/02/28	2012/03/06
28766	UBS AG – Ping An European Warrants Mar 2012 C	2012/02/28	2012/03/06
13707	CC Rabobank B.A. – Weichai Power European Wts Mar 2012	2012/03/01	2012/03/08
14363	J P Morgan SP BV – AIA European Warrants Mar 2012	2012/03/01	2012/03/08
13183	KBC Fin Products Int'l Ltd. – KECL European Wts Mar 2012	2012/03/01	2012/03/08
12664	Merrill Lynch Int'l & Co. C.V. – AIA European Warrants Mar12	2012/03/01	2012/03/08
14663	SGA Societe Generale Acceptance N.V. – CLife Eu Wt Mar 2012D	2012/03/01	2012/03/08
14606	Standard Chartered Bank – Agricultural Bk Euro Wts Mar 2012	2012/03/01	2012/03/08
14822	UBS AG – Agricultural Bank European Warrants Mar 2012	2012/03/01	2012/03/08
14878	UBS AG – CC Bank European Warrants Mar 2012	2012/03/01	2012/03/08
13299	HK Bank – Yanzhou Coal European Warrants Mar 2012	2012/03/02	2012/03/09
14746	J P Morgan SP BV – CNOOC European Warrants Mar 2012 A	2012/03/02	2012/03/09
14390	J P Morgan SP BV – Yurun Food European Warrants Mar 2012	2012/03/02	2012/03/09
11353	KBC Fin Products Int'l Ltd. – Huaneng Power Eur Wts Mar 2012	2012/03/02	2012/03/09
14353	KBC Fin Products Int'l Ltd. – Ping An Euro Put Wts Mar 2012	2012/03/02	2012/03/09
11359	KBC Fin Products Int'l Ltd. –HuanengPower Euro Put Wt Mar 12	2012/03/02	2012/03/09
14354	Macquarie Bank Ltd. – Evergrande European Warrants Mar 2012	2012/03/02	2012/03/09
14356	Macquarie Bank Ltd. – Zijin Mining European Wts Mar 2012	2012/03/02	2012/03/09
14146	Merrill Lynch Int'l & Co. C.V. – HSBC Euro Put Wt Mar 2012 A	2012/03/02	2012/03/09
14411	Nomura Int'l plc – Anhui Conch European Warrants Mar 2012	2012/03/02	2012/03/09
14412	Nomura Int'l plc – CC Bank European Warrants Mar 2012	2012/03/02	2012/03/09
14416	Nomura Int'l plc – CSR European Warrants Mar 2012 A	2012/03/02	2012/03/09
14410	Nomura Int'l plc – Xinyi Glass European Warrants Mar 2012 A	2012/03/02	2012/03/09
14414	Nomura Int'l plc – Zoomlion European Warrants Mar 2012	2012/03/02	2012/03/09
14413	Nomura Int'l plc –CITIC Bank European Warrants Mar 2012	2012/03/02	2012/03/09
14729	UBS AG – CNOOC European Warrants Mar 2012 A	2012/03/02	2012/03/09
15206	Daiwa Capital Mkt – ICBC European Warrants Mar 2012	2012/03/05	2012/03/12
12386	HK Bank – Ch Ship Cont European Warrants Mar 2012	2012/03/05	2012/03/12
12693	HK Bank – China COSCO European Warrants Mar 2012	2012/03/05	2012/03/12
13569	HK Bank – PetroChina European Warrants Mar 2012	2012/03/05	2012/03/12
12743	HK Bank – Tencent European Put Warrants Mar 2012	2012/03/05	2012/03/12
14425	Macquarie Bank Ltd. – BBMG European Warrants Mar 2012	2012/03/05	2012/03/12
15026	Macquarie Bank Ltd. – Hutchison European Warrants Mar 2012 D	2012/03/05	2012/03/12
14365	Macquarie Bank Ltd. – Minmetals Res European Wts Mar 2012	2012/03/05	2012/03/12
14366	Macquarie Bank Ltd. – Minmetals Res European Wts Mar 2012 A	2012/03/05	2012/03/12
11762	CC Rabobank B.A. – Chaoda Modern European Warrants Mar 2012	2012/03/06	2012/03/13
14119	CC Rabobank B.A. – CNBM European Warrants Mar 2012	2012/03/06	2012/03/13
12532	CC Rabobank B.A. – L'Occitane European Warrants Mar 2012	2012/03/06	2012/03/13
14789	Citigroup Global Mkt H Inc. – CNOOC European Wts Mar 2012	2012/03/06	2012/03/13
14166	Credit Suisse AG – CNBM European Warrants Mar 2012	2012/03/06	2012/03/13
14814	Credit Suisse AG – CNOOC European Warrants Mar 2012 A	2012/03/06	2012/03/13
14629	Credit Suisse AG – Hutchison European Warrants Mar 2012 C	2012/03/06	2012/03/13
27000	Credit Suisse AG – Ping An European Warrants Mar 2012 B	2012/03/06	2012/03/13
15199	Daiwa Capital Mkt – CCB European Warrants Mar 2012	2012/03/06	2012/03/13
15259	Daiwa Capital Mkt – China Mobile European Warrants Mar 2012	2012/03/06	2012/03/13
14374	Deutsche Bank AG – Agricultural Bk European Wts Mar 2012	2012/03/06	2012/03/13
14379	Deutsche Bank AG – BOCL European Put Warrants Mar 2012	2012/03/06	2012/03/13
14378	Deutsche Bank AG – BOCL European Warrants Mar 2012	2012/03/06	2012/03/13
14373	Deutsche Bank AG – CC Bank European Put Warrants Mar 2012	2012/03/06	2012/03/13
14372	Deutsche Bank AG – CC Bank European Warrants Mar 2012	2012/03/06	2012/03/13
14377	Deutsche Bank AG – ICBC European Put Warrants Mar 2012	2012/03/06	2012/03/13
27226	Goldman Sachs SP (Asia) – Ping An European Warrants Mar 2012	2012/03/06	2012/03/13
13038	HK Bank – China Shenhua European Warrants Mar 2012	2012/03/06	2012/03/13
13117	HK Bank – Li Ning European Warrants Mar 2012	2012/03/06	2012/03/13
14443	J P Morgan SP BV – China Life European Warrants Mar 2012 B	2012/03/06	2012/03/13
27842	J P Morgan SP BV – Ping An European Warrants Mar 2012 B	2012/03/06	2012/03/13
14131	KBC Fin Products Int'l Ltd. – A50 Ch Euro Wts Mar 2012	2012/03/06	2012/03/13
14445	KBC Fin Products Int'l Ltd. – China Life Euro Wts Mar 2012 A	2012/03/06	2012/03/13
14450	KBC Fin Products Int'l Ltd. – ICBC Euro Put Wts Mar 2012	2012/03/06	2012/03/13
14448	KBC Fin Products Int'l Ltd. – ICBC European Wts Mar 2012	2012/03/06	2012/03/13
14439	Macquarie Bank Ltd. – Ch Rongsheng Euro Warrants Mar 2012	2012/03/06	2012/03/13
12666	Merrill Lynch Int'l & Co. C.V. – BEA European Wts Mar 2012	2012/03/06	2012/03/13
14240	Merrill Lynch Int'l & Co. C.V. – China Life Eu Wt Mar 2012 A	2012/03/06	2012/03/13
12668	Merrill Lynch Int'l & Co. C.V. – China Railway Eu Wt Mar 12	2012/03/06	2012/03/13
12826	Merrill Lynch Int'l & Co. C.V. – HSBC Euro Wts Mar 2012	2012/03/06	2012/03/13
14360	Merrill Lynch Int'l & Co. C.V. – ICBC Euro Wts Mar 2012	2012/03/06	2012/03/13
14132	Merrill Lynch Int'l & Co. C.V. – PetroChina Eu Put Wt Mar 12	2012/03/06	2012/03/13
17991	Merrill Lynch Int'l & Co. C.V. – Ping An Euro Wts Mar 2012 A	2012/03/06	2012/03/13
14158	RB of Scotland N.V. – HWL European Put Warrants Mar 2012	2012/03/06	2012/03/13
13938	RB of Scotland N.V. – HWL European Warrants Mar 2012 B	2012/03/06	2012/03/13
14477	SGA Societe Generale Acceptance N.V. – HKEx Eu Wt Mar 2012 A	2012/03/06	2012/03/13
14437	SGA Societe Generale Acceptance N.V. – HSBC Eu Wt Mar 2012	2012/03/06	2012/03/13
14438	SGA Societe Generale Acceptance N.V. – ICBC Eu Wt Mar 2012	2012/03/06	2012/03/13
14361	SGA Societe Generale Acceptance N.V. –Ch Mob Eu Wt Mar 2012	2012/03/06	2012/03/13

List of expired derivative warrants, 2012 (continued)

Code	Warrant	Last trading date	Delisted date
14644	Standard Chartered Bank – HKEx European Warrants Mar 2012 A	2012/03/06	2012/03/13
12442	UBS AG – AIA European Warrants Mar 2012	2012/03/06	2012/03/13
15222	UBS AG – BYD European Warrants Mar 2012	2012/03/06	2012/03/13
13759	UBS AG – CNOOC European Warrants Mar 2012	2012/03/06	2012/03/13
14905	UBS AG – Hutchison European Warrants Mar 2012 D	2012/03/06	2012/03/13
15169	UBS AG – Tencent Holdings European Warrants Mar 2012 A	2012/03/06	2012/03/13
14465	Macquarie Bank Ltd. – Anhui Conch European Warrants Mar 2012	2012/03/07	2012/03/14
14491	Macquarie Bank Ltd. – Maanshan Iron European Wts Mar 2012	2012/03/07	2012/03/14
28228	Merrill Lynch Int'l & Co. C.V. – Ping An Euro Wts Mar 2012 B	2012/03/07	2012/03/14
14514	Macquarie Bank Ltd. – Lee & Man Paper European Wts Mar 2012	2012/03/08	2012/03/15
14720	Macquarie Bank Ltd.-Agricultural Bk Euro Warrants Mar 2012	2012/03/08	2012/03/15
14407	Nomura Int'l plc – Sh Petrochem European Warrants Mar 2012	2012/03/08	2012/03/15
14479	SGA Societe Generale Acceptance N.V. – AGBK Eu Wt Mar 2012	2012/03/08	2012/03/15
14481	SGA Societe Generale Acceptance N.V. – CCB Eur Wt Mar 2012 B	2012/03/08	2012/03/15
14482	SGA Societe Generale Acceptance N.V. – CLife Eu Wt Mar 2012B	2012/03/08	2012/03/15
29904	SGA Societe Generale Acceptance N.V. – Ping An Eu Wt Mar2012	2012/03/08	2012/03/15
14480	SGA Societe Generale Acceptance N.V.-Anhui Conch Eu Wt Mar 12	2012/03/08	2012/03/15
14484	SGA Societe Generale Acceptance N.V.-Ch Overseas Eu Wt Mar 12	2012/03/08	2012/03/15
14488	SGA Societe Generale Acceptance NV-Yanzhou Coal Eu Wt Mar 12	2012/03/08	2012/03/15
11999	BOCI Asia Ltd. – Renhe Comm European Warrants Mar 2012	2012/03/09	2012/03/16
15226	Daiwa Capital Mkt – Hutchison European Warrants Mar 2012	2012/03/09	2012/03/16
14082	HK Bank – China Mobile European Warrants Mar 2012	2012/03/09	2012/03/16
14503	HK Bank – HWL European Warrants Mar 2012	2012/03/09	2012/03/16
11317	J P Morgan SP BV – Renhe Comm European Warrants Mar 2012	2012/03/09	2012/03/16
13404	KBC Fin Products Int'l Ltd. – Anhui Conch Eu Put Wt Mar 2012	2012/03/09	2012/03/16
14192	KBC Fin Products Int'l Ltd. – Anhui Conch Euro Wts Mar 2012	2012/03/09	2012/03/16
13432	KBC Fin Products Int'l Ltd. – BYD European Warrants Mar 2012	2012/03/09	2012/03/16
13458	KBC Fin Products Int'l Ltd. – CITIC Bank Euro Wts Mar 2012	2012/03/09	2012/03/16
13720	KBC Fin Products Int'l Ltd. – CNBM European Wts Mar 2012	2012/03/09	2012/03/16
14447	KBC Fin Products Int'l Ltd. – CNOOC European Wts Mar 2012 A	2012/03/09	2012/03/16
13184	KBC Fin Products Int'l Ltd. – KECL European Wts Mar 2012 A	2012/03/09	2012/03/16
14153	KBC Fin Products Int'l Ltd.-Tencent Holdings Eu Wt Mar 2012	2012/03/09	2012/03/16
14145	Merrill Lynch Int'l & Co. C.V. – HSBC Euro Put Wt Mar 2012	2012/03/09	2012/03/16
15150	Barclays Bank plc – BOCL European Warrants Mar 2012	2012/03/12	2012/03/19
28992	CC Rabobank B.A. – ChiUnicom European Warrants Mar 2012	2012/03/12	2012/03/19
15282	Credit Suisse AG – HKEx European Warrants Mar 2012	2012/03/12	2012/03/19
15202	Daiwa Capital Mkt – CCB European Warrants Mar 2012 B	2012/03/12	2012/03/19
12742	HK Bank – China Life European Put Warrants Mar 2012	2012/03/12	2012/03/19
28692	HK Bank – China Overseas European Warrants Mar 2012	2012/03/12	2012/03/19
29276	Macquarie Bank Ltd. – China Unicom European Wts Mar 2012	2012/03/12	2012/03/19
29540	Nomura Int'l plc – China Unicom European Warrants Mar 2012	2012/03/12	2012/03/19
14056	RB of Scotland N.V. – China Shenhua European Wts Mar 2012	2012/03/12	2012/03/19
14058	RB of Scotland N.V. – Jiangxi Copper European Wts Mar 2012	2012/03/12	2012/03/19
14059	RB of Scotland N.V. – Sinopec Corp European Wts Mar 2012	2012/03/12	2012/03/19
29986	Barclays Bank plc – ChiUnicom European Warrants Mar 2012	2012/03/13	2012/03/20
13343	CC Rabobank B.A. – AIA European Warrants Mar 2012	2012/03/13	2012/03/20
14087	CC Rabobank B.A. – Anhui Conch European Warrants Mar 2012	2012/03/13	2012/03/20
13320	CC Rabobank B.A. – AviChina European Warrants Mar 2012	2012/03/13	2012/03/20
13318	CC Rabobank B.A. – BJ Ent Water European Warrants Mar 2012	2012/03/13	2012/03/20
14115	CC Rabobank B.A. – Ch Comm Cons European Warrants Mar 2012	2012/03/13	2012/03/20
14088	CC Rabobank B.A. – Ch LongYuan European Warrants Mar 2012	2012/03/13	2012/03/20
14117	CC Rabobank B.A. – CHALCO European Warrants Mar 2012	2012/03/13	2012/03/20
14116	CC Rabobank B.A. – China COSCO European Warrants Mar 2012	2012/03/13	2012/03/20
13488	CC Rabobank B.A. – China Overseas European Warrants Mar 2012	2012/03/13	2012/03/20
14349	CC Rabobank B.A. – Chinares Cement European Wts Mar 2012	2012/03/13	2012/03/20
14114	CC Rabobank B.A. – CSR European Warrants Mar 2012	2012/03/13	2012/03/20
13266	CC Rabobank B.A. – Datang European Warrants Mar 2012	2012/03/13	2012/03/20
14089	CC Rabobank B.A. – Datang European Warrants Mar 2012 A	2012/03/13	2012/03/20
14213	CC Rabobank B.A. – Galaxy Ent European Warrants Mar 2012 A	2012/03/13	2012/03/20
11264	CC Rabobank B.A. – HKEx European Warrants Mar 2012	2012/03/13	2012/03/20
14317	CC Rabobank B.A. – Jiangxi Copper European Warrants Mar 2012	2012/03/13	2012/03/20
14120	CC Rabobank B.A. – Lonking European Warrants Mar 2012	2012/03/13	2012/03/20
13733	CC Rabobank B.A. – Minmetals Res European Warrants Mar 2012	2012/03/13	2012/03/20
14322	CC Rabobank B.A. – NVC Lighting European Warrants Mar 2012	2012/03/13	2012/03/20
14350	CC Rabobank B.A. – Ping An European Warrants Mar 2012	2012/03/13	2012/03/20
14315	CC Rabobank B.A. – Poly HK Inv European Warrants Mar 2012	2012/03/13	2012/03/20
13212	CC Rabobank B.A. – Shineway Pharm European Warrants Mar 2012	2012/03/13	2012/03/20
14216	CC Rabobank B.A. – SJM Holdings European Warrants Mar 2012	2012/03/13	2012/03/20
13316	CC Rabobank B.A. – Tsingtao Brew European Warrants Mar 2012	2012/03/13	2012/03/20
14090	CC Rabobank B.A. – Yurun Food European Warrants Mar 2012	2012/03/13	2012/03/20
15307	Credit Suisse AG – HKEx European Warrants Mar 2012 A	2012/03/13	2012/03/20
15212	Credit Suisse AG – Hutchison European Warrants Mar 2012 D	2012/03/13	2012/03/20
15468	Credit Suisse AG – Tencent Holdings European Wts Mar 2012 A	2012/03/13	2012/03/20
11124	Deutsche Bank AG – PetroChina European Put Wts Mar 2012	2012/03/13	2012/03/20
10134	Deutsche Bank AG – USD/YEN European Put Warrants Mar 2012	2012/03/13	2012/03/20
10135	Deutsche Bank AG – USD/YEN European Warrants Mar 2012	2012/03/13	2012/03/20
14540	J P Morgan SP BV – BOCL European Warrants Mar 2012	2012/03/13	2012/03/20
14539	J P Morgan SP BV – China Life European Put Warrants Mar 2012	2012/03/13	2012/03/20
27344	J P Morgan SP BV – Hutchison European Warrants Mar 2012 A	2012/03/13	2012/03/20
27393	Macquarie Bank Ltd. – Hutchison European Warrants Mar 2012A	2012/03/13	2012/03/20
15877	Macquarie Bank Ltd. – NVC Lighting Euro Warrants Mar 2012	2012/03/13	2012/03/20
13588	Merrill Lynch Int'l & Co. C.V. – BYD European Wts Mar 2012	2012/03/13	2012/03/20
14241	Merrill Lynch Int'l & Co. C.V. – Ch Life Eur Put Wt Mar 12 B	2012/03/13	2012/03/20
14104	Merrill Lynch Int'l & Co. C.V. – CLP European Wts Mar 2012	2012/03/13	2012/03/20
16546	Merrill Lynch Int'l & Co. C.V. – HSCEI Euro Wts Mar 2013	2012/03/19	2012/03/20
11452	Merrill Lynch Int'l & Co. C.V. – Hutchison Euro Wts Mar 12A	2012/03/13	2012/03/20
13591	Merrill Lynch Int'l & Co. C.V. – PICC European Wts Mar 2012	2012/03/13	2012/03/20

List of expired derivative warrants, 2012 (continued)

Code	Warrant	Last trading date	Delisted date
14106	Merrill Lynch Int'l & Co. C.V. – PWR Assets Eu Wts Mar 2012	2012/03/13	2012/03/20
13841	Merrill Lynch Int'l & Co. C.V. – Tencent Euro Wts Mar 2012 A	2012/03/13	2012/03/20
14501	SGA Societe Generale Acceptance N.V. – HWL Eur Wt Mar 2012 E	2012/03/13	2012/03/20
29260	SGA Societe Generale Acceptance N.V.-ChiUnicom Eu Wts Mar 12	2012/03/13	2012/03/20
29627	Standard Chartered Bank – Hutchison Euro Euro Wts Mar 2012	2012/03/13	2012/03/20
14735	UBS AG – BOCL European Warrants Mar 2012	2012/03/13	2012/03/20
11163	UBS AG – HKEx European Warrants Mar 2012	2012/03/13	2012/03/20
13757	UBS AG – HKEx European Warrants Mar 2012 A	2012/03/13	2012/03/20
27269	UBS AG – Hutchison European Warrants Mar 2012 A	2012/03/13	2012/03/20
26911	UBS AG – Ping An European Warrants Mar 2012 B	2012/03/13	2012/03/20
15560	UBS AG – Tencent Holdings European Warrants Mar 2012 B	2012/03/13	2012/03/20
15040	Barclays Bank plc – Hutchison European Warrants Mar 2012 A	2012/03/14	2012/03/21
10133	Deutsche Bank AG – Gold European Warrants Mar 2012	2012/03/14	2012/03/21
14548	KBC Fin Products Int'l Ltd. – Agricultural Bk Eu Wt Mar 2012	2012/03/14	2012/03/21
29915	KBC Fin Products Int'l Ltd. – PetroChina Eur Put Wt Mar 2012	2012/03/14	2012/03/21
29843	Citigroup Global Mkt H Inc. – Hutchison Euro Wts Mar 2012	2012/03/15	2012/03/22
29879	Deutsche Bank AG – Hutchison European Warrants Mar 2012	2012/03/15	2012/03/22
29205	Macquarie Bank Ltd. – Hutchison European Warrants Mar 2012 B	2012/03/15	2012/03/22
11380	Merrill Lynch Int'l & Co. C.V. – Hutchison Euro Wts Mar 2012	2012/03/15	2012/03/22
11607	Merrill Lynch Int'l & Co. C.V. – SPA European Wts Mar 2012	2012/03/15	2012/03/22
26994	RB of Scotland N.V. – HWL European Warrants Mar 2012	2012/03/15	2012/03/22
13481	RB of Scotland N.V. – HWL European Warrants Mar 2012 A	2012/03/15	2012/03/22
11614	SGA Societe Generale Acceptance N.V. – HWL Eur Wt Mar 2012	2012/03/15	2012/03/22
13809	SGA Societe Generale Acceptance N.V. – HWL Eur Wt Mar 2012 A	2012/03/15	2012/03/22
14487	SGA Societe Generale Acceptance N.V. – Ping An Eu Wt Mar 12A	2012/03/15	2012/03/22
15391	Standard Chartered Bank – CC Bank European Wts Mar 2012 A	2012/03/15	2012/03/22
15170	UBS AG – CC Bank European Warrants Mar 2012 A	2012/03/15	2012/03/22
14967	UBS AG – China Life European Warrants Mar 2012 B	2012/03/15	2012/03/22
28888	UBS AG – Hutchison European Warrants Mar 2012 B	2012/03/15	2012/03/22
27507	J P Morgan SP BV – Hutchison European Warrants Mar 2012 B	2012/03/16	2012/03/23
14592	J P Morgan SP BV – Minsheng Bank European Warrants Mar 2012	2012/03/16	2012/03/23
14591	J P Morgan SP BV – Ping An European Warrants Mar 2012 C	2012/03/16	2012/03/23
14597	KBC Fin Products Int'l Ltd. – Hutchison Euro Wts Mar 2012	2012/03/16	2012/03/23
14594	Macquarie Bank Ltd. – CITIC Bank European Warrants Mar 2012	2012/03/16	2012/03/23
28719	Bank of East Asia – ChiUnicom European Warrants Mar 2012	2012/03/19	2012/03/26
13662	CC Rabobank B.A. – CC Bank European Warrants Mar 2012	2012/03/19	2012/03/26
11803	HK Bank – Zhaojin Mining European Warrants Mar 2012	2012/03/19	2012/03/26
14134	Merrill Lynch Int'l & Co. C.V. – Ch Life Eur Put Wt Mar 2012	2012/03/19	2012/03/26
13534	RB of Scotland N.V. – China Mobile European Wts Mar 2012	2012/03/19	2012/03/26
26311	Barclays Bank plc – Hutchison European Warrants Mar 2012	2012/03/20	2012/03/27
14836	BOCI Asia Ltd. – Tencent Holdings European Warrants Mar 2012	2012/03/20	2012/03/27
13490	CC Rabobank B.A. – Anta Sports European Warrants Mar 2012	2012/03/20	2012/03/27
14324	CC Rabobank B.A. – Evergrande European Warrants Mar 2012	2012/03/20	2012/03/27
12563	CC Rabobank B.A. – GAC European Warrants Mar 2012	2012/03/20	2012/03/27
12372	CC Rabobank B.A. – Galaxy Ent European Warrants Mar 2012	2012/03/20	2012/03/27
11664	CC Rabobank B.A. – Realgold Mining European Warrants Mar 12	2012/03/20	2012/03/27
12533	CC Rabobank B.A. – Shui On Land European Warrants Mar 2012	2012/03/20	2012/03/27
14086	CC Rabobank B.A. – ZTE European Warrants Mar 2012	2012/03/20	2012/03/27
26268	Credit Suisse AG – Hutchison European Warrants Mar 2012 A	2012/03/20	2012/03/27
13358	Credit Suisse AG – PICC European Warrants Mar 2012	2012/03/20	2012/03/27
14567	Credit Suisse AG – SHK Ppt European Warrants Mar 2012	2012/03/20	2012/03/27
10140	Deutsche Bank AG – EUR/USD European Put Warrants Mar 2012	2012/03/20	2012/03/27
15889	Goldman Sachs SP (Asia) – CC Bank European Wts Mar 2012	2012/03/20	2012/03/27
15890	Goldman Sachs SP (Asia) – CC Bank European Wts Mar 2012 A	2012/03/20	2012/03/27
14509	HK Bank – A50 China European Warrants Mar 2012	2012/03/20	2012/03/27
12674	HK Bank – AIA European Warrants Mar 2012	2012/03/20	2012/03/27
14633	J P Morgan SP BV – ICBC European Warrants Mar 2012 B	2012/03/20	2012/03/27
14553	Merrill Lynch Int'l & Co. C.V. – Ag Bk Euro Wts Mar 2012	2012/03/20	2012/03/27
13360	Merrill Lynch Int'l & Co. C.V. – China Railway Eu Wt Mar 12A	2012/03/20	2012/03/27
14460	Merrill Lynch Int'l & Co. C.V. – Hutchison Eur Wt Mar 2012 B	2012/03/20	2012/03/27
14200	Merrill Lynch Int'l & Co. C.V. – Tencent Euro Wts Mar 2012 B	2012/03/20	2012/03/27
15360	Nomura Int'l plc – BOCL European Warrants Mar 2012	2012/03/20	2012/03/27
15356	Nomura Int'l plc – ICBC European Warrants Mar 2012 A	2012/03/20	2012/03/27
13849	SGA Societe Generale Acceptance N.V. – BOCL Eu Wt Mar 2012	2012/03/20	2012/03/27
13652	SGA Societe Generale Acceptance N.V. – CLife Eu Wt Mar 2012	2012/03/20	2012/03/27
26010	SGA Societe Generale Acceptance N.V. – HKEx Eu Wt Mar 2012	2012/03/20	2012/03/27
14970	UBS AG – BOCL European Warrants Mar 2012 A	2012/03/20	2012/03/27
14724	UBS AG – HSBC European Warrants Mar 2012	2012/03/20	2012/03/27
14648	CC Rabobank B.A. – Minsheng Bank European Wts Mar 2012	2012/03/21	2012/03/28
13767	J P Morgan SP BV – Belle Int'l European Warrants Mar 2012	2012/03/21	2012/03/28
14635	Macquarie Bank Ltd. – Luk Fook Hold European Wts Mar 2012	2012/03/21	2012/03/28
14617	Merrill Lynch Int'l & Co. C.V. – Ag Bk Euro Put Wts Mar 2012	2012/03/21	2012/03/28
14618	Merrill Lynch Int'l & Co. C.V. – BOCL Euro Put Wts Mar 2012	2012/03/21	2012/03/28
14383	Merrill Lynch Int'l & Co. C.V. – HKEx Eur Put Wts Mar 2012	2012/03/21	2012/03/28
14876	UBS AG – AIA European Warrants Mar 2012 A	2012/03/21	2012/03/28
14734	UBS AG – China Life European Warrants Mar 2012	2012/03/21	2012/03/28
14725	UBS AG – Hutchison European Warrants Mar 2012 C	2012/03/21	2012/03/28
14907	UBS AG – Tencent Holdings European Warrants Mar 2012	2012/03/21	2012/03/28
14835	BOCI Asia Ltd. – Hutchison European Warrants Mar 2012	2012/03/22	2012/03/29
26258	Citigroup Global Mkt H Inc. – Swire Pacific A Euro Wts Mar12	2012/03/22	2012/03/29
26699	Credit Suisse AG – Hutchison European Warrants Mar 2012 B	2012/03/22	2012/03/29
15927	Goldman Sachs SP (Asia) – China Life Euro Wts Mar 2012	2012/03/22	2012/03/29
11963	HK Bank – CNOOC European Put Warrants Mar 2012	2012/03/22	2012/03/29
14581	Merrill Lynch Int'l & Co. C.V. – Hutchison Eur Wt Mar 2012 C	2012/03/22	2012/03/29
14624	SGA Societe Generale Acceptance N.V. – AGBK Eu Wt Mar 2012 A	2012/03/22	2012/03/29
13010	SGA Societe Generale Acceptance N.V. – BYD Eu Wt Mar 2012	2012/03/22	2012/03/29
14136	SGA Societe Generale Acceptance N.V. – CCB Eur Wt Mar 2012	2012/03/22	2012/03/29

List of expired derivative warrants, 2012 (continued)

Code	Warrant	Last trading date	Delisted date
14483	SGA Societe Generale Acceptance N.V. – CLife Eu Wt Mar 2012C	2012/03/22	2012/03/29
14664	SGA Societe Generale Acceptance N.V. – CLife Eu Wt Mar 2012E	2012/03/22	2012/03/29
14342	SGA Societe Generale Acceptance N.V. – CNBM Euro Wt Mar 2012	2012/03/22	2012/03/29
13012	SGA Societe Generale Acceptance N.V. – Dongfeng Eu Wt Mar 12	2012/03/22	2012/03/29
12931	SGA Societe Generale Acceptance N.V. – Esprit Eu Wts Mar 12	2012/03/22	2012/03/29
14485	SGA Societe Generale Acceptance N.V. – HSBC Eu Wt Mar 2012 A	2012/03/22	2012/03/29
14222	SGA Societe Generale Acceptance N.V. – HWL Eur Wt Mar 2012 C	2012/03/22	2012/03/29
13969	SGA Societe Generale Acceptance N.V. – Tencent Eu Wt Mar2012	2012/03/22	2012/03/29
13492	SGA Societe Generale Acceptance N.V. –Alibaba Eu Wt Jun 2012	2012/03/28	2012/03/29
14654	SGA Societe Generale Acceptance N.V. –CPIC Euro Wts Mar 2012	2012/03/22	2012/03/29
14139	SGA Societe Generale Acceptance N.V. –Shenhua Eu Wt Mar 2012	2012/03/22	2012/03/29
14034	Barclays Bank plc – HSI European Put Warrants Mar 2012	2012/03/23	2012/03/30
14595	Barclays Bank plc – HSI European Put Warrants Mar 2012 A	2012/03/23	2012/03/30
14033	Barclays Bank plc – HSI European Warrants Mar 2012	2012/03/23	2012/03/30
14879	Barclays Bank plc – HSI European Warrants Mar 2012 B	2012/03/23	2012/03/30
10138	BNP Paribas Arbit Issu B.V. – Gold European Put Wts Mar 2012	2012/03/23	2012/03/30
10136	BNP Paribas Arbit Issu B.V. – Gold European Wts Mar 2012	2012/03/23	2012/03/30
13929	BNP Paribas Arbit Issu B.V. – HSI Euro Put Wts Mar 2012	2012/03/23	2012/03/30
13816	BNP Paribas Arbit Issu B.V. – HSI European Wts Mar 2012	2012/03/23	2012/03/30
14858	BNP Paribas Arbit Issu B.V. – HSI European Wts Mar 2012 A	2012/03/23	2012/03/30
15530	Citigroup Global Mkt H Inc. – HSCEI Euro Put Wts Mar 2012	2012/03/23	2012/03/30
15012	Citigroup Global Mkt H Inc. – HSCEI European Wts Mar 2012	2012/03/23	2012/03/30
15505	Citigroup Global Mkt H Inc. – HSCEI European Wts Mar 2012 A	2012/03/23	2012/03/30
15537	Citigroup Global Mkt H Inc. – HSI European Put Wt Mar 2012 B	2012/03/23	2012/03/30
15883	Citigroup Global Mkt H Inc. – HSI European Put Wt Mar 2012 C	2012/03/23	2012/03/30
14198	Citigroup Global Mkt H Inc. – HSI European Put Wts Mar 2012	2012/03/23	2012/03/30
15176	Citigroup Global Mkt H Inc. – HSI European Wts Mar 2012	2012/03/23	2012/03/30
15506	Citigroup Global Mkt H Inc. – HSI European Wts Mar 2012 A	2012/03/23	2012/03/30
14121	Credit Suisse AG – HSCEI European Warrants Mar 2012	2012/03/23	2012/03/30
14694	Credit Suisse AG – HSI European Put Warrants Mar 2012	2012/03/23	2012/03/30
14815	Credit Suisse AG – HSI European Put Warrants Mar 2012 A	2012/03/23	2012/03/30
15213	Credit Suisse AG – HSI European Put Warrants Mar 2012 B	2012/03/23	2012/03/30
15214	Credit Suisse AG – HSI European Put Warrants Mar 2012 C	2012/03/23	2012/03/30
15215	Credit Suisse AG – HSI European Warrants Mar 2012	2012/03/23	2012/03/30
15381	Credit Suisse AG – HSI European Warrants Mar 2012 D	2012/03/23	2012/03/30
15510	Credit Suisse AG – HSI European Warrants Mar 2012 E	2012/03/23	2012/03/30
15511	Credit Suisse AG – HSI European Warrants Mar 2012 F	2012/03/23	2012/03/30
15512	Credit Suisse AG – HSI European Warrants Mar 2012 G	2012/03/23	2012/03/30
15590	Credit Suisse AG – HSI European Warrants Mar 2012 H	2012/03/23	2012/03/30
15591	Credit Suisse AG – HSI European Warrants Mar 2012 I	2012/03/23	2012/03/30
15669	Credit Suisse AG – HSI European Warrants Mar 2012 J	2012/03/23	2012/03/30
15290	Daiwa Capital Mkt – HSI European Put Warrants Mar 2012	2012/03/23	2012/03/30
15286	Daiwa Capital Mkt – HSI European Warrants Mar 2012	2012/03/23	2012/03/30
15859	Goldman Sachs SP (Asia) – HSI European Put Wts Mar 2012	2012/03/23	2012/03/30
15861	Goldman Sachs SP (Asia) – HSI European Put Wts Mar 2012 B	2012/03/23	2012/03/30
15849	Goldman Sachs SP (Asia) – HSI European Warrants Mar 2012	2012/03/23	2012/03/30
15860	Goldman Sachs SP (Asia) – HSI European Warrants Mar 2012 A	2012/03/23	2012/03/30
15892	Goldman Sachs SP (Asia) – HSI European Warrants Mar 2012 C	2012/03/23	2012/03/30
15894	Goldman Sachs SP (Asia) – HSI European Warrants Mar 2012 D	2012/03/23	2012/03/30
14081	HK Bank – CC Bank European Warrants Mar 2012	2012/03/23	2012/03/30
12791	HK Bank – Evergrande European Warrants Mar 2012	2012/03/23	2012/03/30
28936	HK Bank – HSI European Put Warrants Mar 2012	2012/03/23	2012/03/30
13925	HK Bank – HSI European Put Warrants Mar 2012 C	2012/03/23	2012/03/30
14561	HK Bank – HSI European Put Warrants Mar 2012 D	2012/03/23	2012/03/30
13867	HK Bank – HSI European Warrants Mar 2012	2012/03/23	2012/03/30
13868	HK Bank – HSI European Warrants Mar 2012 A	2012/03/23	2012/03/30
13903	HK Bank – HSI European Warrants Mar 2012 B	2012/03/23	2012/03/30
13019	HK Bank – Tencent European Warrants Mar 2012	2012/03/23	2012/03/30
14747	J P Morgan SP BV – AIA European Warrants Mar 2012 A	2012/03/23	2012/03/30
14309	J P Morgan SP BV – BOC HK European Warrants Mar 2012	2012/03/23	2012/03/30
14980	J P Morgan SP BV – HSI European Warrants Mar 2012	2012/03/23	2012/03/30
15345	J P Morgan SP BV – HSI European Warrants Mar 2012 A	2012/03/23	2012/03/30
14717	J P Morgan SP BV – ICBC European Warrants Mar 2012 C	2012/03/23	2012/03/30
14668	J P Morgan SP BV – Luk Fook Hold European Warrants Mar 2012	2012/03/23	2012/03/30
12429	KBC Fin Products Int'l Ltd. – HSCEI Euro Put Wts Mar 2012	2012/03/23	2012/03/30
14738	KBC Fin Products Int'l Ltd. – HSCEI Euro Put Wts Mar 2012 C	2012/03/23	2012/03/30
11650	KBC Fin Products Int'l Ltd. – HSCEI Euro Wts Mar 2012	2012/03/23	2012/03/30
13952	KBC Fin Products Int'l Ltd. – HSCEI Euro Wts Mar 2012 A	2012/03/23	2012/03/30
13953	KBC Fin Products Int'l Ltd. – HSCEI Euro Wts Mar 2012 B	2012/03/23	2012/03/30
13237	KBC Fin Products Int'l Ltd. – HSI Euro Put Wts Mar 2012	2012/03/23	2012/03/30
13870	KBC Fin Products Int'l Ltd. – HSI Euro Put Wts Mar 2012 A	2012/03/23	2012/03/30
13924	KBC Fin Products Int'l Ltd. – HSI Euro Put Wts Mar 2012 B	2012/03/23	2012/03/30
14030	KBC Fin Products Int'l Ltd. – HSI European Wts Mar 2012	2012/03/23	2012/03/30
14264	KBC Fin Products Int'l Ltd. – HSI European Wts Mar 2012 C	2012/03/23	2012/03/30
14265	KBC Fin Products Int'l Ltd. – HSI European Wts Mar 2012 D	2012/03/23	2012/03/30
14329	Macquarie Bank Ltd. – HSCEI European Put Warrants Mar 2012	2012/03/23	2012/03/30
11286	Macquarie Bank Ltd. – HSCEI European Warrants Mar 2012	2012/03/23	2012/03/30
14328	Macquarie Bank Ltd. – HSCEI European Warrants Mar 2012 A	2012/03/23	2012/03/30
12500	Macquarie Bank Ltd. – HSI European Warrants Mar 2012	2012/03/23	2012/03/30
14203	Macquarie Bank Ltd. – HSI European Warrants Mar 2012 A	2012/03/23	2012/03/30
14326	Macquarie Bank Ltd. – HSI European Warrants Mar 2012 B	2012/03/23	2012/03/30
14327	Macquarie Bank Ltd. – HSI European Warrants Mar 2012 C	2012/03/23	2012/03/30
14142	Macquarie Bank Ltd. – Yurun Food European Warrants Mar 2012	2012/03/23	2012/03/30
12909	Merrill Lynch Int'l & Co. C.V. – HKEx Euro Wts Mar 2012	2012/03/23	2012/03/30
14708	Merrill Lynch Int'l & Co. C.V. – HSCEI Euro Put Wt Mar 2012	2012/03/23	2012/03/30
14230	Merrill Lynch Int'l & Co. C.V. – HSCEI Euro Wts Mar 2012 A	2012/03/23	2012/03/30
14707	Merrill Lynch Int'l & Co. C.V. – HSCEI Euro Wts Mar 2012 B	2012/03/23	2012/03/30

List of expired derivative warrants, 2012 (continued)

Code	Warrant	Last trading date	Delisted date
13049	Merrill Lynch Int'l & Co. C.V. – HSCEI European Wts Mar 2012	2012/03/23	2012/03/30
12853	Merrill Lynch Int'l & Co. C.V. – HSI Euro Put Wts Mar 2012	2012/03/23	2012/03/30
13977	Merrill Lynch Int'l & Co. C.V. – HSI Euro Put Wts Mar 2012 A	2012/03/23	2012/03/30
13978	Merrill Lynch Int'l & Co. C.V. – HSI Euro Put Wts Mar 2012 B	2012/03/23	2012/03/30
14456	Merrill Lynch Int'l & Co. C.V. – HSI Euro Put Wts Mar 2012 D	2012/03/23	2012/03/30
14458	Merrill Lynch Int'l & Co. C.V. – HSI Euro Put Wts Mar 2012 E	2012/03/23	2012/03/30
13975	Merrill Lynch Int'l & Co. C.V. – HSI European Wts Mar 2012	2012/03/23	2012/03/30
14454	Merrill Lynch Int'l & Co. C.V. – HSI European Wts Mar 2012 C	2012/03/23	2012/03/30
14555	Merrill Lynch Int'l & Co. C.V. – HSI European Wts Mar 2012 F	2012/03/23	2012/03/30
14556	Merrill Lynch Int'l & Co. C.V. – HSI European Wts Mar 2012 G	2012/03/23	2012/03/30
14698	Merrill Lynch Int'l & Co. C.V. – HSI European Wts Mar 2012 H	2012/03/23	2012/03/30
13775	RB of Scotland N.V. – HSI European Put Warrants Mar 2012	2012/03/23	2012/03/30
14774	SGA Societe Generale Acceptance N.V. – HSI Eur Wt Mar 2012	2012/03/23	2012/03/30
14775	SGA Societe Generale Acceptance N.V. – HSI Eur Wt Mar 2012 A	2012/03/23	2012/03/30
15370	SGA Societe Generale Acceptance N.V. – HSI Eur Wt Mar 2012 B	2012/03/23	2012/03/30
15922	SGA Societe Generale Acceptance N.V. – HSI Eur Wt Mar 2012 E	2012/03/23	2012/03/30
15372	SGA Societe Generale Acceptance N.V. – HSI Eu Put Wt Mar 12 C	2012/03/23	2012/03/30
15571	SGA Societe Generale Acceptance N.V. – HSI Eu Put Wt Mar 12 D	2012/03/23	2012/03/30
14776	SGA Societe Generale Acceptance N.V. – HSI Eu Put Wt Mar 2012	2012/03/23	2012/03/30
13475	Standard Chartered Bank – CNOOC European Warrants Mar 2012	2012/03/23	2012/03/30
12641	Standard Chartered Bank – HKEx European Warrants Mar 2012	2012/03/23	2012/03/30
14611	Standard Chartered Bank – HSI European Put Warrants Mar 2012	2012/03/23	2012/03/30
15102	Standard Chartered Bank – HSI European Put Wts Mar 2012 A	2012/03/23	2012/03/30
14605	Standard Chartered Bank – HSI European Warrants Mar 2012	2012/03/23	2012/03/30
15361	UBS AG – HSBC European Warrants Mar 2012 A	2012/03/23	2012/03/30
14903	UBS AG – HSI European Put Warrants Mar 2012	2012/03/23	2012/03/30
15136	UBS AG – HSI European Put Warrants Mar 2012 C	2012/03/23	2012/03/30
14722	UBS AG – HSI European Warrants Mar 2012	2012/03/23	2012/03/30
14787	UBS AG – HSI European Warrants Mar 2012 A	2012/03/23	2012/03/30
14788	UBS AG – HSI European Warrants Mar 2012 B	2012/03/23	2012/03/30
15164	UBS AG – HSI European Warrants Mar 2012 D	2012/03/23	2012/03/30
15425	UBS AG – HSI European Warrants Mar 2012 E	2012/03/23	2012/03/30
15806	UBS AG – HSI European Warrants Mar 2012 F	2012/03/23	2012/03/30
24799	UBS AG – Ping An European Warrants Mar 2012 A	2012/03/23	2012/03/30
12560	CC Rabobank B.A. – Wynn Macau European Warrants Mar 2012	2012/03/26	2012/04/02
21819	Citigroup Global Mkt H Inc. – Esprit European Wts Mar 2012	2012/03/26	2012/04/02
15674	Credit Suisse AG – China Mobile European Warrants Mar 2012 A	2012/03/26	2012/04/02
14811	Credit Suisse AG – HSBC European Wts Mar 2012	2012/03/26	2012/04/02
15220	Credit Suisse AG – HSBC European Wts Mar 2012 A	2012/03/26	2012/04/02
24841	Credit Suisse AG – Ping An European Warrants Mar 2012 A	2012/03/26	2012/04/02
13171	HK Bank – Anta Sports European Warrants Mar 2012	2012/03/26	2012/04/02
11154	J P Morgan SP BV – China Unicom European Warrants Mar 2012	2012/03/26	2012/04/02
25360	Macquarie Bank Ltd. – Swire Pacific A European Warrants Mar 2012	2012/03/26	2012/04/02
14770	Merrill Lynch Int'l & Co. C.V. – BOCL European Wt Mar 2012	2012/03/26	2012/04/02
12557	Merrill Lynch Int'l & Co. C.V. – Tencent Euro Put Wts Mar 12	2012/03/26	2012/04/02
14293	Nomura Int'l plc – AIA European Warrants Mar 2012 A	2012/03/26	2012/04/02
29760	Nomura Int'l plc – BOC HK European Warrants Mar 2012	2012/03/26	2012/04/02
27462	Nomura Int'l plc – Chi Res Land European Warrants Mar 2012	2012/03/26	2012/04/02
14418	Nomura Int'l plc – CPIC European Warrants Mar 2012	2012/03/26	2012/04/02
13393	Nomura Int'l plc – CSR European Warrants Mar 2012	2012/03/26	2012/04/02
29530	Nomura Int'l plc – HSBC European Warrants Mar 2012	2012/03/26	2012/04/02
27446	Nomura Int'l plc – Hutchison European Warrants Mar 2012	2012/03/26	2012/04/02
14404	Nomura Int'l plc – Hutchison European Warrants Mar 2012 A	2012/03/26	2012/04/02
14285	Nomura Int'l plc – JIANG European Warrants Mar 2012	2012/03/26	2012/04/02
14284	Nomura Int'l plc – Poly European Warrants Mar 2012	2012/03/26	2012/04/02
14419	Nomura Int'l plc – Shineway Pharm European Warrants Mar 2012	2012/03/26	2012/04/02
29099	Nomura Int'l plc – Swire Pacific A European Warrants Mar 12	2012/03/26	2012/04/02
14287	Nomura Int'l plc – Tencent Holdings Euro Warrants Mar 2012	2012/03/26	2012/04/02
29788	Nomura Int'l plc – Xinyi Glass European Warrants Mar 2012	2012/03/26	2012/04/02
29101	Nomura Int'l plc – Yuexiu Property European Warrants Mar 12	2012/03/26	2012/04/02
14420	Nomura Int'l plc – Zijin Mining European Warrants Mar 2012	2012/03/26	2012/04/02
14408	Nomura Int'l plc – Jiangxi Copper European Put Warrants Mar 2012	2012/03/26	2012/04/02
14155	RB of Scotland N.V. – China Life European Put Wts Mar 2012	2012/03/26	2012/04/02
14128	RB of Scotland N.V. – China Life European Wts Mar 2012	2012/03/26	2012/04/02
14269	Standard Chartered Bank – CC Bank European Wts Mar 2012	2012/03/26	2012/04/02
13346	Standard Chartered Bank – CNBM European Warrants Mar 2012	2012/03/26	2012/04/02
14623	Standard Chartered Bank – YZ Coal European Warrants Mar 2012A	2012/03/26	2012/04/02
12435	Standard Chartered Bank – China Life European Wts Mar 2012	2012/03/26	2012/04/02
14824	UBS AG – ICBC European Warrants Mar 2012	2012/03/26	2012/04/02
14825	UBS AG – Ping An European Warrants Mar 2012 D	2012/03/26	2012/04/02
14210	Barclays Bank plc – ICBC European Warrants Apr 2012	2012/03/27	2012/04/03
24844	Barclays Bank plc – Ping An European Warrants Apr 2012	2012/03/27	2012/04/03
29516	BNP Paribas Arbit Issu B.V. – Ch Overseas Euro Wts Apr 2012	2012/03/27	2012/04/03
12489	BNP Paribas Arbit Issu B.V. – CPIC European Warrants Apr 12	2012/03/27	2012/04/03
28654	BNP Paribas Arbit Issu B.V. – HKEx European Wts Apr 2012	2012/03/27	2012/04/03
27146	BNP Paribas Arbit Issu B.V. – Hutchison European Wts Apr 12A	2012/03/27	2012/04/03
14149	BOCI Asia Ltd. – BOCL European Warrants Apr 2012	2012/03/27	2012/04/03
14792	BOCI Asia Ltd. – China Life European Put Warrants Apr 2012	2012/03/27	2012/04/03
14790	BOCI Asia Ltd. – China Mobile European Warrants Apr 2012	2012/03/27	2012/04/03
13669	BOCI Asia Ltd. – CPIC European Warrants Apr 2012	2012/03/27	2012/04/03
14791	BOCI Asia Ltd. – Lenovo European Warrants Apr 2012	2012/03/27	2012/04/03
29848	CC Rabobank B.A. – Xinyi Glass European Warrants Apr 2012	2012/03/27	2012/04/03
15678	Credit Suisse AG – HSBC European Wts Apr 2012	2012/03/27	2012/04/03
14695	Credit Suisse AG – Ping An European Put Warrants Apr 2012	2012/03/27	2012/04/03
15267	Daiwa Capital Mkt – China Life European Warrants Apr 2012 A	2012/03/27	2012/04/03
15292	Daiwa Capital Mkt – China Life European Put Wts Apr 2012	2012/03/27	2012/04/03
15198	Daiwa Capital Mkt – HSBC European Warrants Apr 2012	2012/03/27	2012/04/03

List of expired derivative warrants, 2012 (continued)

Code	Warrant	Last trading date	Delisted date
29911	Deutsche Bank AG – Ping An European Warrants Apr 2012	2012/03/27	2012/04/03
16249	Goldman Sachs SP (Asia) – Alibaba European Warrants May 2013	2012/04/02	2012/04/03
15964	Goldman Sachs SP (Asia) – Hutchison European Wts Apr 2012	2012/03/27	2012/04/03
15965	Goldman Sachs SP (Asia) – Hutchison European Wts Apr 2012 A	2012/03/27	2012/04/03
16000	Goldman Sachs SP (Asia) – JIANG European Warrants Apr 2012	2012/03/27	2012/04/03
14718	J P Morgan Int'l Der. Ltd. – CC Bank European Wts Apr 2012	2012/03/27	2012/04/03
14719	J P Morgan SP BV – BOCL European Warrants Apr 2012	2012/03/27	2012/04/03
14307	J P Morgan SP BV – Galaxy Ent European Warrants Apr 2012	2012/03/27	2012/04/03
14743	J P Morgan SP BV – HSBC European Warrants Apr 2012 A	2012/03/27	2012/04/03
14308	J P Morgan SP BV – Yanzhou Coal European Warrants Apr 2012	2012/03/27	2012/04/03
14549	KBC Fin Products Int'l Ltd. – Agricultural Bk Eu Wt Apr 2012	2012/03/27	2012/04/03
14551	KBC Fin Products Int'l Ltd. – AIA Euro Warrants Apr 2012	2012/03/27	2012/04/03
13403	KBC Fin Products Int'l Ltd. – BOC HK European Wts Apr 2012	2012/03/27	2012/04/03
14820	KBC Fin Products Int'l Ltd. – BOCL Euro Put Wts Apr 2012	2012/03/27	2012/04/03
11682	KBC Fin Products Int'l Ltd. – Ch Overseas Euro Wts Apr 2012	2012/03/27	2012/04/03
14186	KBC Fin Products Int'l Ltd. – CNBM European Wts Apr 2012	2012/03/27	2012/04/03
14188	KBC Fin Products Int'l Ltd. – HSBC Euro Put Wts Apr 2012	2012/03/27	2012/04/03
14819	KBC Fin Products Int'l Ltd. – ICBC Euro Put Wts Apr 2012	2012/03/27	2012/04/03
14736	KBC Fin Products Int'l Ltd. – ICBC European Wts Apr 2012	2012/03/27	2012/04/03
14009	KBC Fin Products Int'l Ltd. – Sinopec Corp Eu Put Wt Apr 2012	2012/03/27	2012/04/03
14818	KBC Fin Products Int'l Ltd. – Agricultural Eu Put Wt Apr 2012	2012/03/27	2012/04/03
13385	Nomura Int'l plc – CNOOC European Warrants Apr 2012	2012/03/27	2012/04/03
13381	Nomura Int'l plc – HKEx European Warrants Apr 2012 A	2012/03/27	2012/04/03
29758	Nomura Int'l plc – Ping An European Warrants Apr 2012	2012/03/27	2012/04/03
14777	SGA Societe Generale Acceptance N.V. – AGBK Eu Wt Apr 2012 A	2012/03/27	2012/04/03
14778	SGA Societe Generale Acceptance N.V. – BOCL Eu Wt Apr 2012	2012/03/27	2012/04/03
15535	SGA Societe Generale Acceptance N.V. – CLife Eu Wt Apr 2012B	2012/03/27	2012/04/03
12465	SGA Societe Generale Acceptance N.V. – CNOOC Eu Wt Apr 2012	2012/03/27	2012/04/03
14779	SGA Societe Generale Acceptance N.V. – CNOOC Eu Wt Apr 2012B	2012/03/27	2012/04/03
13712	SGA Societe Generale Acceptance N.V. – HKEx Eu Wt Apr 2012 A	2012/03/27	2012/04/03
15376	SGA Societe Generale Acceptance N.V. – HSBC Eu Wt Apr 2012	2012/03/27	2012/04/03
14671	SGA Societe Generale Acceptance N.V. – HWL Eur Wt Apr 2012	2012/03/27	2012/04/03
14781	SGA Societe Generale Acceptance N.V. – ICBC Eu Wt Apr 2012	2012/03/27	2012/04/03
14666	SGA Societe Generale Acceptance N.V. – JIANG Eu Wts Apr 2012	2012/03/27	2012/04/03
24824	SGA Societe Generale Acceptance N.V. – Ping An Eu Wt Apr 12	2012/03/27	2012/04/03
29553	SGA Societe Generale Acceptance N.V. – SPA Euro Wts Apr 2012	2012/03/27	2012/04/03
14533	SGA Societe Generale Acceptance N.V. – Ch Mob Eu Wt Apr 2012	2012/03/27	2012/04/03
14669	SGA Societe Generale Acceptance N.V. – Ch Mob Eu Wt Apr 2012A	2012/03/27	2012/04/03
13408	Standard Chartered Bank – BOCL European Warrants Apr 2012	2012/03/27	2012/04/03
15574	BNP Paribas Arbit Issu B.V. – Luk Fook Hold Eu Wts Apr 2012	2012/03/28	2012/04/05
14852	BNP Paribas Arbit Issu B.V. – Agricultural Bank Eu Wt Apr 12	2012/03/28	2012/04/05
14857	BNP Paribas Arbit Issu B.V. – BOCL European Wts Apr 2012	2012/03/28	2012/04/05
11556	BNP Paribas Arbit Issu B.V. – Brilliance Chi Euro Wt Apr 12	2012/03/28	2012/04/05
14851	BNP Paribas Arbit Issu B.V. – CC Bank Euro Wts Apr 2012	2012/03/28	2012/04/05
12300	BNP Paribas Arbit Issu B.V. – Ch Oilfield European Wts Apr 12	2012/03/28	2012/04/05
14074	BNP Paribas Arbit Issu B.V. – Ch Ship Cont Euro Wt Apr 2012	2012/03/28	2012/04/05
13270	BNP Paribas Arbit Issu B.V. – Chi Resources Euro Wt Apr 2012	2012/03/28	2012/04/05
14073	BNP Paribas Arbit Issu B.V. – China Mengniu Euro Wt Apr 2012	2012/03/28	2012/04/05
14856	BNP Paribas Arbit Issu B.V. – Evergrande Euro Wts Apr 2012	2012/03/28	2012/04/05
11230	BNP Paribas Arbit Issu B.V. – HSBC European Wts Apr 2012	2012/03/28	2012/04/05
13810	BNP Paribas Arbit Issu B.V. – HSBC European Wts Apr 2012 A	2012/03/28	2012/04/05
13923	BNP Paribas Arbit Issu B.V. – HSBC European Wts Apr 2012 B	2012/03/28	2012/04/05
28823	BNP Paribas Arbit Issu B.V. – Hutchison Euro Wts Apr 2012 B	2012/03/28	2012/04/05
14853	BNP Paribas Arbit Issu B.V. – ICBC European Wts Apr 2012	2012/03/28	2012/04/05
14072	BNP Paribas Arbit Issu B.V. – Minsheng Bk Euro Wts Apr 2012	2012/03/28	2012/04/05
14854	BNP Paribas Arbit Issu B.V. – Ping An European Wt Apr 2012	2012/03/28	2012/04/05
29047	BNP Paribas Arbit Issu B.V. – Swire Pacific A Euro Wts Apr 12	2012/03/28	2012/04/05
11902	BNP Paribas Arbit Issu B.V. – Wynn Macau European Wts Apr 12	2012/03/28	2012/04/05
14855	BNP Paribas Arbit Issu B.V. – Zijin Mining Euro Wts Apr 2012	2012/03/28	2012/04/05
14075	BNP Paribas Arbit Issu B.V. – BankComm Euro Warrants Apr 2012	2012/03/28	2012/04/05
10828	Citigroup Global Mkt H Inc. – HFI European PC Sep 2013	2012/04/03	2012/04/05
10829	Citigroup Global Mkt H Inc. – HSPI European PC Sep 2013	2012/04/03	2012/04/05
15219	Credit Suisse AG – CNOOC European Warrants Apr 2012	2012/03/28	2012/04/05
13905	J P Morgan SP BV – HSBC European Warrants Apr 2012	2012/03/28	2012/04/05
14807	J P Morgan SP BV – Yanzhou Coal European Warrants Apr 2012 A	2012/03/28	2012/04/05
14867	KBC Fin Products Int'l Ltd. – BOCL European Wts Apr 2012	2012/03/28	2012/04/05
14865	KBC Fin Products Int'l Ltd. – CC Bank Euro Put Wt Apr 2012	2012/03/28	2012/04/05
14864	KBC Fin Products Int'l Ltd. – CC Bank Euro Wts Apr 2012	2012/03/28	2012/04/05
14861	KBC Fin Products Int'l Ltd. – Hutchison Euro Wts Apr 2012	2012/03/28	2012/04/05
14866	KBC Fin Products Int'l Ltd. – ICBC European Wts Apr 2012 A	2012/03/28	2012/04/05
14489	Macquarie Bank Ltd. – A50 China European Warrants Apr 2012 A	2012/03/28	2012/04/05
13649	Macquarie Bank Ltd. – AIA European Warrants Apr 2012	2012/03/28	2012/04/05
14464	Macquarie Bank Ltd. – AIA European Warrants Apr 2012 A	2012/03/28	2012/04/05
14557	Macquarie Bank Ltd. – AIA European Warrants Apr 2012 B	2012/03/28	2012/04/05
11435	Macquarie Bank Ltd. – Air China European Warrants Apr 2012	2012/03/28	2012/04/05
12951	Macquarie Bank Ltd. – Belle Int'l European Warrants Apr 2012	2012/03/28	2012/04/05
13804	Macquarie Bank Ltd. – BOCL European Warrants Apr 2012	2012/03/28	2012/04/05
14251	Macquarie Bank Ltd. – China Life European Wts Apr 2012	2012/03/28	2012/04/05
12413	Macquarie Bank Ltd. – China Unicom European Wts Apr 2012	2012/03/28	2012/04/05
14604	Macquarie Bank Ltd. – Esprit European Warrants Apr 2012	2012/03/28	2012/04/05
14620	Macquarie Bank Ltd. – Esprit European Warrants Apr 2012 A	2012/03/28	2012/04/05
12656	Macquarie Bank Ltd. – Hang Lung Ppt European Wts Apr 2012	2012/03/28	2012/04/05
14160	Macquarie Bank Ltd. – HKEx European Put Warrants Apr 2012	2012/03/28	2012/04/05
15023	Macquarie Bank Ltd. – HKEx European Warrants Apr 2012	2012/03/28	2012/04/05
14546	Macquarie Bank Ltd. – HSBC European Warrants Apr 2012	2012/03/28	2012/04/05
13735	Macquarie Bank Ltd. – Huaneng Power European Wts Apr 2012	2012/03/28	2012/04/05
14560	Macquarie Bank Ltd. – Hutchison European Warrants Apr 2012	2012/03/28	2012/04/05

List of expired derivative warrants, 2012 (continued)

Code	Warrant	Last trading date	Delisted date
13650	Macquarie Bank Ltd. – Jiangxi Copper European Wts Apr 2012	2012/03/28	2012/04/05
14466	Macquarie Bank Ltd. – Jiangxi Copper European Wts Apr 2012 A	2012/03/28	2012/04/05
13054	Macquarie Bank Ltd. – Li Ning European Warrants Apr 2012	2012/03/28	2012/04/05
14340	Macquarie Bank Ltd. – Ping An European Put Warrants Apr 2012	2012/03/28	2012/04/05
14880	Macquarie Bank Ltd. – Ping An European Put Wts Apr 2012 B	2012/03/28	2012/04/05
14338	Macquarie Bank Ltd. – Ping An European Warrants Apr 2012	2012/03/28	2012/04/05
14832	Macquarie Bank Ltd. – Ping An European Warrants Apr 2012 A	2012/03/28	2012/04/05
14559	Macquarie Bank Ltd. – Swire Pacific A European Wts Apr 2012	2012/03/28	2012/04/05
14184	Macquarie Bank Ltd. – Tencent European Warrants Apr 2012	2012/03/28	2012/04/05
14355	Macquarie Bank Ltd. – Yanzhou Coal European Wts Apr 2012	2012/03/28	2012/04/05
14330	Macquarie Bank Ltd. –CHALCO European Put Warrants Apr 2012	2012/03/28	2012/04/05
24813	Merrill Lynch Int'l & Co. C.V. – Ping An Euro Wts Apr 2012	2012/03/28	2012/04/05
14530	Merrill Lynch Int'l & Co. C.V. –Hutchison Eu Put Wt Apr 2012	2012/03/28	2012/04/05
13933	RB of Scotland N.V. – China Life European Wts Apr 2012	2012/03/28	2012/04/05
13730	RB of Scotland N.V. – HKEx European Warrants Apr 2012	2012/03/28	2012/04/05
14159	RB of Scotland N.V. – HSBC European Put Warrants Apr 2012	2012/03/28	2012/04/05
13939	RB of Scotland N.V. – HSBC European Warrants Apr 2012	2012/03/28	2012/04/05
14933	UBS AG – Hutchison European Warrants Apr 2012	2012/03/28	2012/04/05
11107	BNP Paribas Arbit Issu B.V. – Chi Res Land Euro Wts Apr 12	2012/03/29	2012/04/10
15034	BNP Paribas Arbit Issu B.V. – Ch Mobile Euro Wts Apr 2012	2012/03/29	2012/04/10
14352	CC Rabobank B.A. – BOCL European Warrants Apr 2012	2012/03/29	2012/04/10
16098	Credit Suisse AG – Agricultural Bank European Wts Apr 2012	2012/03/29	2012/04/10
16094	Credit Suisse AG – CC Bank European Warrants Apr 2012 A	2012/03/29	2012/04/10
16095	Credit Suisse AG – China Mobile European Warrants Apr 2012	2012/03/29	2012/04/10
15204	Daiwa Capital Mkt – Agricultural Bank European Wts Apr 2012	2012/03/29	2012/04/10
15203	Daiwa Capital Mkt – China Mobile European Warrants Apr 2012	2012/03/29	2012/04/10
15228	Daiwa Capital Mkt – China Mobile European Warrants Apr 2012A	2012/03/29	2012/04/10
13182	KBC Fin Products Int'l Ltd. – Hang Lung Ppt Eur Wts Apr 2012	2012/03/29	2012/04/10
14900	KBC Fin Products Int'l Ltd. – HKEx Euro Warrants Apr 2012	2012/03/29	2012/04/10
14914	Macquarie Bank Ltd. – New World Dev European Wts Apr 2012	2012/03/29	2012/04/10
12554	Merrill Lynch Int'l & Co. C.V. – HKEx Euro Wts Apr 2012	2012/03/29	2012/04/10
15354	Nomura Int'l plc – Agricultural Bk Euro Warrants Apr 2012 A	2012/03/29	2012/04/10
15238	Nomura Int'l plc – China Mobile European Warrants Apr 2012	2012/03/29	2012/04/10
15780	UBS AG – CC Bank European Warrants Apr 2012 C	2012/03/29	2012/04/10
16167	UBS AG – Yanzhou Coal European Wts Apr 2012	2012/03/29	2012/04/10
29934	BNP Paribas Arbit Issu B.V. – CNOOC European Wts Apr 2012	2012/03/30	2012/04/11
14986	BOCI Asia Ltd. – CC Bank European Warrants Apr 2012	2012/03/30	2012/04/11
25028	BOCI Asia Ltd. – CNOOC European Warrants Apr 2012	2012/03/30	2012/04/11
25448	BOCI Asia Ltd. – HKEx European Warrants Apr 2012	2012/03/30	2012/04/11
25029	BOCI Asia Ltd. – Ping An European Warrants Apr 2012	2012/03/30	2012/04/11
14092	CC Rabobank B.A. – BBMG European Warrants Apr 2012	2012/03/30	2012/04/11
14690	CC Rabobank B.A. – Guangdong Inv European Warrants Apr 2012	2012/03/30	2012/04/11
15028	CC Rabobank B.A. – HSBC European Put Warrants Apr 2012	2012/03/30	2012/04/11
11948	CC Rabobank B.A. – RUSAL European Warrants Apr 2012	2012/03/30	2012/04/11
22266	Citigroup Global Mkt H Inc. – Ping An Euro Wts Apr 2012	2012/03/30	2012/04/11
15340	Credit Suisse AG – BOC HK European Warrants Apr 2012	2012/03/30	2012/04/11
14898	Credit Suisse AG – ICBC European Warrants Apr 2012	2012/03/30	2012/04/11
15592	Credit Suisse AG – Tencent Holdings European Wts Apr 2012	2012/03/30	2012/04/11
16151	Credit Suisse AG – Yanzhou Coal European Warrants Apr 2012	2012/03/30	2012/04/11
15230	Daiwa Capital Mkt – China Life European Warrants Apr 2012	2012/03/30	2012/04/11
12790	HK Bank – Ch Ship Cont European Warrants Apr 2012	2012/03/30	2012/04/11
14603	HK Bank – Tencent European Warrants Apr 2012	2012/03/30	2012/04/11
14913	J P Morgan SP BV – ICBC European Warrants Apr 2012	2012/03/30	2012/04/11
21592	J P Morgan SP BV – Ping An European Warrants Apr 2012	2012/03/30	2012/04/11
14912	J P Morgan SP BV – Ping An European Warrants Apr 2012 A	2012/03/30	2012/04/11
13823	KBC Fin Products Int'l Ltd. – China Life Eur Put Wt Apr 2012	2012/03/30	2012/04/11
14191	KBC Fin Products Int'l Ltd-Tencent Holdings Eu Put Wt Apr 12	2012/03/30	2012/04/11
14529	Merrill Lynch Int'l & Co. C.V. – HSBC Euro Wts Apr 2012 A	2012/03/30	2012/04/11
15390	Standard Chartered Bank – HSBC European Warrants Apr 2012	2012/03/30	2012/04/11
15067	UBS AG – Agricultural Bank European Warrants Apr 2012 A	2012/03/30	2012/04/11
16013	UBS AG – China Life European Warrants Apr 2012 C	2012/03/30	2012/04/11
15159	UBS AG – China Mobile European Put Warrants Apr 2012	2012/03/30	2012/04/11
14731	UBS AG – China Mobile European Warrants Apr 2012	2012/03/30	2012/04/11
15180	UBS AG – HSBC European Warrants Apr 2012 A	2012/03/30	2012/04/11
14957	KBC Fin Products Int'l Ltd. – Agricultural Bk Eu Wt Apr2012A	2012/04/02	2012/04/12
14977	KBC Fin Products Int'l Ltd. – HSBC Euro Put Wts Apr 2012 A	2012/04/02	2012/04/12
12751	Nomura Int'l plc – HKEx European Warrants Apr 2012	2012/04/02	2012/04/12
15417	SGA Societe Generale Acceptance N.V. – AGBK Eu Wt Apr 2012 B	2012/04/02	2012/04/12
14670	SGA Societe Generale Acceptance N.V. – Dongfeng Eu Wt Apr 12	2012/04/02	2012/04/12
11697	SGA Societe Generale Acceptance N.V. – HKEx Eu Wt Apr 2012	2012/04/02	2012/04/12
14806	SGA Societe Generale Acceptance N.V. – HKEx Eu Wt Apr 2012 B	2012/04/02	2012/04/12
14892	SGA Societe Generale Acceptance N.V. – Ping An Eu Wt Apr 12A	2012/04/02	2012/04/12
14248	SGA Societe Generale Acceptance N.V. – SJM Hold Eu Wt Apr 12	2012/04/02	2012/04/12
14891	SGA Societe Generale Acceptance N.V. -Shenhua Eu Wt Apr 2012	2012/04/02	2012/04/12
14890	SGA Societe Generale Acceptance N.V-Anhui Conch Eu Wt Apr 12	2012/04/02	2012/04/12
14893	SGA Societe Generale Acceptance NV-Yanzhou Coal Eu Wt Apr 12	2012/04/02	2012/04/12
16304	Daiwa Capital Mkt – CCB European Warrants Apr 2012	2012/04/03	2012/04/13
16036	Goldman Sachs SP (Asia) – Agri Bk European Wts Apr 2012	2012/04/03	2012/04/13
15002	J P Morgan Int'l Der. Ltd. – CC Bank European Wts Apr 2012 A	2012/04/03	2012/04/13
15003	J P Morgan SP BV – BOCL European Warrants Apr 2012 A	2012/04/03	2012/04/13
15001	J P Morgan SP BV – China Mob European Wts Apr 2012	2012/04/03	2012/04/13
14998	J P Morgan SP BV – HSBC European Warrants Apr 2012 B	2012/04/03	2012/04/13
15006	KBC Fin Products Int'l Ltd. – Hutchison Euro Wts Apr 2012 A	2012/04/03	2012/04/13
13298	HK Bank – CITIC Bank European Warrants Apr 2012	2012/04/05	2012/04/16
13411	HK Bank – Zijin Mining European Warrants Apr 2012	2012/04/05	2012/04/16
15015	Macquarie Bank Ltd. – Angang Steel European Wts Apr 2012	2012/04/05	2012/04/16
15011	Macquarie Bank Ltd. – Henganintl European Warrants Apr 2012	2012/04/05	2012/04/16

List of expired derivative warrants, 2012 (continued)

Code	Warrant	Last trading date	Delisted date
28982	Merrill Lynch Int'l & Co. C.V. – HKEx Eur Put Wts Apr 2012	2012/04/05	2012/04/16
14886	Standard Chartered Bank – BOCL European Warrants Apr 2012 A	2012/04/05	2012/04/16
15363	UBS AG – CNOOC European Warrants Apr 2012 C	2012/04/05	2012/04/16
13520	Barclays Bank plc – China Mobile European Wts Apr 2012	2012/04/10	2012/04/17
15138	BOCI Asia Ltd. – ICBC European Warrants Apr 2012	2012/04/10	2012/04/17
14987	BOCI Asia Ltd. – Ping An European Warrants Apr 2012 A	2012/04/10	2012/04/17
14985	BOCI Asia Ltd. – Tracker Fund European Put Warrants Apr 2012	2012/04/10	2012/04/17
14517	CC Rabobank B.A. – Agricultural Bk Euro Warrants Apr 2012	2012/04/10	2012/04/17
14588	CC Rabobank B.A. – AIA European Put Warrants Apr 2012	2012/04/10	2012/04/17
13934	CC Rabobank B.A. – CC Bank European Warrants Apr 2012	2012/04/10	2012/04/17
14682	CC Rabobank B.A. – CSR European Warrants Apr 2012	2012/04/10	2012/04/17
13487	CC Rabobank B.A. – Dongyue Group European Warrants Apr 2012	2012/04/10	2012/04/17
14650	CC Rabobank B.A. – Galaxy Ent European Warrants Apr 2012	2012/04/10	2012/04/17
14683	CC Rabobank B.A. – SPDR Gold Trust European Wts Apr 2012	2012/04/10	2012/04/17
13489	CC Rabobank B.A. – ZhengTongAuto European Warrants Apr 2012	2012/04/10	2012/04/17
14571	Credit Suisse AG – AIA European Warrants Apr 2012	2012/04/10	2012/04/17
15676	Credit Suisse AG – Tencent Holdings European Wts Apr 2012 A	2012/04/10	2012/04/17
15288	Daiwa Capital Mkt – Agricultural Bank European Wts Apr 2012 A	2012/04/10	2012/04/17
15924	Goldman Sachs SP (Asia) – China Mobile Euro Wts Apr 2012	2012/04/10	2012/04/17
15942	Goldman Sachs SP (Asia) – HSBC European Warrants Apr 2012	2012/04/10	2012/04/17
14520	HK Bank – Agricultural Bank European Warrants Apr 2012	2012/04/10	2012/04/17
14655	J P Morgan SP BV – PICC European Warrants Apr 2012	2012/04/10	2012/04/17
14956	KBC Fin Products Int'l Ltd. – AIA Euro Warrants Apr 2012 A	2012/04/10	2012/04/17
14862	KBC Fin Products Int'l Ltd. – Hutchison Eur Put Wts Apr 2012	2012/04/10	2012/04/17
13191	KBC Fin Products Int'l Ltd. – PWR Assets Eur Put Wt Apr 2012	2012/04/10	2012/04/17
13177	KBC Fin Products Int'l Ltd. – PWR Assets Euro Wts Apr 2012	2012/04/10	2012/04/17
14983	Macquarie Bank Ltd. – Anhui Conch European Warrants Apr 2012	2012/04/10	2012/04/17
11808	Merrill Lynch Int'l & Co. C.V. – Ch Mobile Eur Wt Apr 2012	2012/04/10	2012/04/17
12827	Merrill Lynch Int'l & Co. C.V. – HSBC Euro Wts Apr 2012	2012/04/10	2012/04/17
14756	Merrill Lynch Int'l & Co. C.V. – Hutchison Eur Wt Apr 2012 B	2012/04/10	2012/04/17
13935	RB of Scotland N.V. – BOCL European Warrants Apr 2012	2012/04/10	2012/04/17
13936	RB of Scotland N.V. – ICBC European Warrants Apr 2012	2012/04/10	2012/04/17
15373	SGA Societe Generale Acceptance N.V. – CCB Eur Wt Apr 2012	2012/04/10	2012/04/17
15374	SGA Societe Generale Acceptance N.V. – CLife Eu Wt Apr 2012A	2012/04/10	2012/04/17
15016	Standard Chartered Bank – CC Bank European Wts Apr 2012	2012/04/10	2012/04/17
15052	UBS AG – China Life European Warrants Apr 2012	2012/04/10	2012/04/17
15253	UBS AG – China Mobile European Warrants Apr 2012 C	2012/04/10	2012/04/17
14515	CC Rabobank B.A. – Luk Fook Hold European Warrants Apr 2012	2012/04/11	2012/04/18
14498	Citigroup Global Mkt H Inc. – Agricultural Bk Eu Wt Apr 2012	2012/04/11	2012/04/18
14639	Citigroup Global Mkt H Inc. – AIA European Warrants Apr 2012	2012/04/11	2012/04/18
13833	Citigroup Global Mkt H Inc. – BBMG European Wts Apr 2012	2012/04/11	2012/04/18
14394	Citigroup Global Mkt H Inc. – CC Bank Euro Put Wts Apr 2012	2012/04/11	2012/04/18
14395	Citigroup Global Mkt H Inc. – Ch Mobile Eur Put Wts Apr 2012	2012/04/11	2012/04/18
13604	Citigroup Global Mkt H Inc. – Ch Railway Euro Wts Apr 2012	2012/04/11	2012/04/18
13832	Citigroup Global Mkt H Inc. – CNOOC European Wts Apr 2012	2012/04/11	2012/04/18
11513	Citigroup Global Mkt H Inc. – Comba European Warrants Apr 12	2012/04/11	2012/04/18
13830	Citigroup Global Mkt H Inc. – Dongfeng European Wts Apr 2012	2012/04/11	2012/04/18
14336	Citigroup Global Mkt H Inc. – Evergrande Euro Wts Apr 2012	2012/04/11	2012/04/18
14929	Citigroup Global Mkt H Inc. – Galaxy Ent Euro Wts Apr 2012	2012/04/11	2012/04/18
14637	Citigroup Global Mkt H Inc. – Hutchison Euro Wts Apr 2012	2012/04/11	2012/04/18
14794	Citigroup Global Mkt H Inc. – ICBC European Wts Apr 2012	2012/04/11	2012/04/18
11515	Citigroup Global Mkt H Inc. – Kingdee Int'l Euro Wts Apr12	2012/04/11	2012/04/18
13744	Citigroup Global Mkt H Inc. – Renhe Comm Euro Wts Apr 2012	2012/04/11	2012/04/18
14496	Citigroup Global Mkt H Inc. –Tencent European Wts Apr 2012	2012/04/11	2012/04/18
15925	Goldman Sachs SP (Asia) – China Mobile Euro Wts Apr 2012 A	2012/04/11	2012/04/18
14945	Macquarie Bank Ltd. – SJM Holdings European Wts Apr 2012	2012/04/11	2012/04/18
15759	Merrill Lynch Int'l & Co. C.V. – AIA Euro Wts Apr 2012 A	2012/04/11	2012/04/18
15757	Merrill Lynch Int'l & Co. C.V. – CC Bank Euro Wts Apr 2012	2012/04/11	2012/04/18
13544	Merrill Lynch Int'l & Co. C.V. – Ch Mobile Eur Wt Apr 2012 A	2012/04/11	2012/04/18
14554	Merrill Lynch Int'l & Co. C.V. – China Life Eu Wt Apr 2012 A	2012/04/11	2012/04/18
14459	Merrill Lynch Int'l & Co. C.V. – HSBC Euro Put Wt Apr 2012	2012/04/11	2012/04/18
14757	Merrill Lynch Int'l & Co. C.V. – Hutchison Eur Wt Apr 2012 C	2012/04/11	2012/04/18
15913	Merrill Lynch Int'l & Co. C.V. – Tencent Euro Wts Apr 2012 A	2012/04/11	2012/04/18
14877	UBS AG – Agricultural Bank European Warrants Apr 2012	2012/04/11	2012/04/18
14935	UBS AG – AIA European Warrants Apr 2012 A	2012/04/11	2012/04/18
14971	UBS AG – CC Bank European Warrants Apr 2012	2012/04/11	2012/04/18
15025	UBS AG – China Mobile European Warrants Apr 2012 A	2012/04/11	2012/04/18
14949	UBS AG – CNOOC European Warrants Apr 2012 A	2012/04/11	2012/04/18
15186	UBS AG – HSBC European Put Warrants Apr 2012	2012/04/11	2012/04/18
14904	UBS AG – HSBC European Warrants Apr 2012	2012/04/11	2012/04/18
14875	UBS AG – ICBC European Warrants Apr 2012	2012/04/11	2012/04/18
14874	UBS AG – Ping An European Warrants Apr 2012	2012/04/11	2012/04/18
14873	UBS AG – SPDR Gold Trust European Warrants Apr 2012	2012/04/11	2012/04/18
14848	UBS AG – Tencent Holdings European Warrants Apr 2012	2012/04/11	2012/04/18
13595	Barclays Bank plc – BOCL European Warrants Apr 2012	2012/04/12	2012/04/19
13706	CC Rabobank B.A. – Xinyi Glass European Warrants Apr 2012 A	2012/04/12	2012/04/19
14469	HK Bank – AIA European Warrants Apr 2012	2012/04/12	2012/04/19
15042	J P Morgan SP BV – China Mob European Put Warrants Apr 2012	2012/04/12	2012/04/19
14863	KBC Fin Products Int'l Ltd. –Tencent Holdings Eu Wt Apr 2012	2012/04/12	2012/04/19
15050	Macquarie Bank Ltd. – BOCL European Warrants Apr 2012 A	2012/04/12	2012/04/19
14552	Merrill Lynch Int'l & Co. C.V. – HSBC Euro Wts Apr 2012 B	2012/04/12	2012/04/19
14758	Merrill Lynch Int'l & Co. C.V. – Hutchison Eu Put Wt Apr 12 D	2012/04/12	2012/04/19
13831	Citigroup Global Mkt H Inc. – A50 China Euro Wts Apr 2012	2012/04/16	2012/04/23
15266	Daiwa Capital Mkt – A50 China European Warrants Apr 2012	2012/04/16	2012/04/23
15207	Daiwa Capital Mkt – ICBC European Warrants Apr 2012	2012/04/16	2012/04/23
13241	HK Bank – CNOOC European Warrants Apr 2012	2012/04/16	2012/04/23
24789	HK Bank – Foxconn European Warrants Apr 2012	2012/04/16	2012/04/23

List of expired derivative warrants, 2012 (continued)

Code	Warrant	Last trading date	Delisted date
12384	HK Bank – Li Ning European Warrants Apr 2012	2012/04/16	2012/04/23
13434	KBC Fin Products Int'l Ltd. – BYD European Put Wts Apr 2012	2012/04/16	2012/04/23
13281	KBC Fin Products Int'l Ltd. – CNOOC European Wts Apr 2012	2012/04/16	2012/04/23
13226	KBC Fin Products Int'l Ltd. – HKEx European Put Wts Apr 2012	2012/04/16	2012/04/23
12616	Standard Chartered Bank – A50 China European Warrants Apr 12	2012/04/16	2012/04/23
15122	UBS AG – China Life European Warrants Apr 2012 A	2012/04/16	2012/04/23
12987	Bank of East Asia – Agricultural Bank Euro Warrants Apr 2012	2012/04/17	2012/04/24
13989	Bank of East Asia – China Life European Warrants Apr 2012	2012/04/17	2012/04/24
14067	Bank of East Asia – PICC European Warrants Apr 2012	2012/04/17	2012/04/24
15060	Bank of East Asia – Shenhua European Warrants Apr 2012	2012/04/17	2012/04/24
13988	Bank of East Asia – Yanzhou Coal European Warrants Apr 2012	2012/04/17	2012/04/24
28636	CC Rabobank B.A. – Ch Lilang European Warrants Apr 2012	2012/04/17	2012/04/24
28714	CC Rabobank B.A. – Ch Rongsheng European Warrants Apr 2012	2012/04/17	2012/04/24
12481	CC Rabobank B.A. – ChiUnicom European Warrants Apr 2012	2012/04/17	2012/04/24
13705	CC Rabobank B.A. – Dongfeng Motor European Warrants Apr 2012	2012/04/17	2012/04/24
14911	CC Rabobank B.A. – Evergrande European Warrants Apr 2012	2012/04/17	2012/04/24
14346	CC Rabobank B.A. – HSBC European Warrants Apr 2012	2012/04/17	2012/04/24
14347	CC Rabobank B.A. – Hutchison European Warrants Apr 2012	2012/04/17	2012/04/24
14321	CC Rabobank B.A. – Yanzhou Coal European Warrants Apr 2012	2012/04/17	2012/04/24
24430	Credit Suisse AG – BankComm European Warrants Apr 2012	2012/04/17	2012/04/24
12573	Credit Suisse AG – Cheung Kong European Warrants Apr 2012	2012/04/17	2012/04/24
15211	Credit Suisse AG – CM Bank European Warrants Apr 2012	2012/04/17	2012/04/24
29612	Deutsche Bank AG – A50 China European Warrants Apr 2012 B	2012/04/17	2012/04/24
16003	Goldman Sachs SP (Asia) – China Shenhua Euro Wts Apr 2012	2012/04/17	2012/04/24
16001	Goldman Sachs SP (Asia) –Tencent European Wt Apr 2012	2012/04/17	2012/04/24
12792	HK Bank – Foxconn European Warrants Apr 2012 A	2012/04/17	2012/04/24
24898	Merrill Lynch Int'l & Co. C.V. – A50 China Eur Wt Apr 2012 B	2012/04/17	2012/04/24
13363	Merrill Lynch Int'l & Co. C.V. – AIA Euro Put Wts Apr 2012	2012/04/17	2012/04/24
15758	Merrill Lynch Int'l & Co. C.V. – CC Bank Euro Wts Apr 2012 A	2012/04/17	2012/04/24
13704	Merrill Lynch Int'l & Co. C.V. – China Life Eu Wt Apr 2012	2012/04/17	2012/04/24
14105	Merrill Lynch Int'l & Co. C.V. – CLP European Wts Apr 2012	2012/04/17	2012/04/24
12871	Merrill Lynch Int'l & Co. C.V. – CM Bank Euro Wts Apr 2012	2012/04/17	2012/04/24
14755	Merrill Lynch Int'l & Co. C.V. – Hutchison Eur Wt Apr 2012	2012/04/17	2012/04/24
29316	Merrill Lynch Int'l & Co. C.V. – ICBC European Wts Apr 2012	2012/04/17	2012/04/24
13647	Merrill Lynch Int'l & Co. C.V. – MTRC European Wts Apr 2012	2012/04/17	2012/04/24
14107	Merrill Lynch Int'l & Co. C.V. – PWR Assets Eu Wts Apr 2012	2012/04/17	2012/04/24
29545	Nomura Int'l plc – Ch Rongsheng European Warrants Apr 2012	2012/04/17	2012/04/24
24826	SGA Societe Generale Acceptance N.V. – A50 Ch Eu Wt Apr 12B	2012/04/17	2012/04/24
29918	SGA Societe Generale Acceptance N.V. – CK(H) Eu Wt Apr 2012	2012/04/17	2012/04/24
13653	SGA Societe Generale Acceptance N.V. – CLife Eu Wt Apr 2012	2012/04/17	2012/04/24
13495	SGA Societe Generale Acceptance N.V. – CNOOC Eu Wt Apr 2012A	2012/04/17	2012/04/24
15496	SGA Societe Generale Acceptance N.V. – HWL Eur Wt Apr 2012 A	2012/04/17	2012/04/24
15888	SGA Societe Generale Acceptance N.V. –Tencent Eu Wt Apr 2012	2012/04/17	2012/04/24
26796	SGA Societe Generale Acceptance N.V.-A50 Ch Eu Put Wt Apr 12	2012/04/17	2012/04/24
16138	Standard Chartered Bank – China Mobile Euro Wts Apr 2012	2012/04/17	2012/04/24
15895	Standard Chartered Bank – Hutchison Euro Euro Wts Apr 2012	2012/04/17	2012/04/24
15158	UBS AG – Agricultural Bank European Warrants Apr 2012 B	2012/04/17	2012/04/24
15051	UBS AG – CC Bank European Warrants Apr 2012 A	2012/04/17	2012/04/24
15294	UBS AG – China Life European Warrants Apr 2012 B	2012/04/17	2012/04/24
15903	UBS AG – China Mobile European Warrants Apr 2012 D	2012/04/17	2012/04/24
13693	UBS AG – CNOOC European Warrants Apr 2012	2012/04/17	2012/04/24
15252	UBS AG – HSBC European Warrants Apr 2012 B	2012/04/17	2012/04/24
15500	Citigroup Global Mkt H Inc. – HSBC European Wts Apr 2012	2012/04/18	2012/04/25
14543	J P Morgan SP BV – Ch Overseas European Warrants Apr 2012	2012/04/18	2012/04/25
12925	Merrill Lynch Int'l & Co. C.V. – Ping An Euro Wts Apr 2012 A	2012/04/18	2012/04/25
24948	UBS AG – A50 China European Warrants Apr 2012	2012/04/18	2012/04/25
14732	UBS AG – AIA European Warrants Apr 2012	2012/04/18	2012/04/25
14973	UBS AG – Ping An European Warrants Apr 2012 A	2012/04/18	2012/04/25
15469	Credit Suisse AG – ChiUnicom European Warrants Apr 2012	2012/04/19	2012/04/26
13300	HK Bank – Country Garden European Warrants Apr 2012	2012/04/19	2012/04/26
13415	Macquarie Bank Ltd. – CITIC Pacific European Wts Apr 2012	2012/04/19	2012/04/26
15089	Macquarie Bank Ltd. – ICBC European Warrants Apr 2012	2012/04/19	2012/04/26
23642	SGA Societe Generale Acceptance N.V. – A50 Ch Eu Wt Apr2012A	2012/04/19	2012/04/26
14626	SGA Societe Generale Acceptance N.V. – AIA Euro Wt Apr 2012	2012/04/19	2012/04/26
15794	SGA Societe Generale Acceptance N.V. – HSBC Eu Wt Apr 2012 A	2012/04/19	2012/04/26
15403	SGA Societe Generale Acceptance N.V. – ICBC Eu Wt Apr 2012 A	2012/04/19	2012/04/26
15182	UBS AG – Agricultural Bank European Warrants Apr 2012 C	2012/04/19	2012/04/26
15187	UBS AG – Hutchison European Put Warrants Apr 2012	2012/04/19	2012/04/26
13992	Citigroup Global Mkt H Inc. – PetroChina Euro Wts Apr 2012	2012/04/20	2012/04/27
15099	HK Bank – AIA European Warrants Apr 2012 A	2012/04/20	2012/04/27
15098	HK Bank – HWL European Warrants Apr 2012	2012/04/20	2012/04/27
13681	HK Bank – SHK Ppt European Warrants Apr 2012	2012/04/20	2012/04/27
13571	HK Bank – Sinopharm European Warrants Apr 2012	2012/04/20	2012/04/27
14804	J P Morgan SP BV – PetroChina European Warrants Apr 2012	2012/04/20	2012/04/27
12687	Merrill Lynch Int'l & Co. C.V. – CNOOC European Wts Apr 2012	2012/04/20	2012/04/27
15325	UBS AG – CC Bank European Warrants Apr 2012 B	2012/04/20	2012/04/27
15804	UBS AG – ICBC European Warrants Apr 2012 A	2012/04/20	2012/04/27
29504	BNP Paribas Arbit Issu B.V. – Foxconn European Wts Apr 2012	2012/04/23	2012/04/30
13928	BNP Paribas Arbit Issu B.V. – HSI Euro Put Wts Apr 2012	2012/04/23	2012/04/30
14860	BNP Paribas Arbit Issu B.V. – HSI Euro Put Wts Apr 2012 A	2012/04/23	2012/04/30
13927	BNP Paribas Arbit Issu B.V. – HSI European Wts Apr 2012	2012/04/23	2012/04/30
24952	BNP Paribas Arbit Issu B.V. – PetroCh Euro Wts Apr 2012	2012/04/23	2012/04/30
23042	CC Rabobank B.A. – A50 China European Warrants Apr 2012	2012/04/23	2012/04/30
14641	Citigroup Global Mkt H Inc. – China Unicom Eu Put Wt Apr2012	2012/04/23	2012/04/30
14499	Citigroup Global Mkt H Inc. – CNBM Euro Warrants Apr 2012	2012/04/23	2012/04/30
14871	Citigroup Global Mkt H Inc. – HSI European Put Wts Apr 2012	2012/04/23	2012/04/30
14816	Credit Suisse AG – HSCEI European Put Warrants Apr 2012	2012/04/23	2012/04/30

List of expired derivative warrants, 2012 (continued)

Code	Warrant	Last trading date	Delisted date
15513	Credit Suisse AG – HSI European Put Warrants Apr 2012	2012/04/23	2012/04/30
15667	Credit Suisse AG – HSI European Put Warrants Apr 2012 A	2012/04/23	2012/04/30
15668	Credit Suisse AG – HSI European Put Warrants Apr 2012 B	2012/04/23	2012/04/30
16179	Credit Suisse AG – HSI European Put Warrants Apr 2012 E	2012/04/23	2012/04/30
16215	Credit Suisse AG – HSI European Put Warrants Apr 2012 I	2012/04/23	2012/04/30
16216	Credit Suisse AG – HSI European Put Warrants Apr 2012 J	2012/04/23	2012/04/30
16482	Credit Suisse AG – HSI European Put Warrants Apr 2012 L	2012/04/23	2012/04/30
15670	Credit Suisse AG – HSI European Warrants Apr 2012 C	2012/04/23	2012/04/30
16177	Credit Suisse AG – HSI European Warrants Apr 2012 D	2012/04/23	2012/04/30
16210	Credit Suisse AG – HSI European Warrants Apr 2012 G	2012/04/23	2012/04/30
16211	Credit Suisse AG – HSI European Warrants Apr 2012 H	2012/04/23	2012/04/30
16397	Credit Suisse AG – HSI European Warrants Apr 2012 K	2012/04/23	2012/04/30
15249	Daiwa Capital Mkt – HSI European Put Warrants Apr 2012	2012/04/23	2012/04/30
15250	Daiwa Capital Mkt – HSI European Put Warrants Apr 2012 A	2012/04/23	2012/04/30
15265	Daiwa Capital Mkt – HSI European Put Warrants Apr 2012 B	2012/04/23	2012/04/30
15247	Daiwa Capital Mkt – HSI European Warrants Apr 2012	2012/04/23	2012/04/30
15284	Daiwa Capital Mkt – HSI European Warrants Apr 2012 C	2012/04/23	2012/04/30
15857	Goldman Sachs SP (Asia) – HSI European Put Wts Apr 2012	2012/04/23	2012/04/30
15891	Goldman Sachs SP (Asia) – HSI European Put Wts Apr 2012 A	2012/04/23	2012/04/30
15893	Goldman Sachs SP (Asia) – HSI European Put Wts Apr 2012 B	2012/04/23	2012/04/30
16270	Goldman Sachs SP (Asia) – HSI European Put Wts Apr 2012 C	2012/04/23	2012/04/30
15858	Goldman Sachs SP (Asia) – HSI European Warrants Apr 2012	2012/04/23	2012/04/30
15111	HK Bank – Agricultural Bank European Warrants Apr 2012 A	2012/04/23	2012/04/30
15113	HK Bank – CC Bank European Put Warrants Apr 2012	2012/04/23	2012/04/30
15110	HK Bank – CC Bank European Warrants Apr 2012	2012/04/23	2012/04/30
12935	HK Bank – Esprit European Warrants Apr 2012	2012/04/23	2012/04/30
13682	HK Bank – Galaxy Ent European Warrants Apr 2012	2012/04/23	2012/04/30
14275	HK Bank – Geely Auto European Warrants Apr 2012	2012/04/23	2012/04/30
15092	HK Bank – HSI European Put Warrants Apr 2012	2012/04/23	2012/04/30
15097	HK Bank – HSI European Put Warrants Apr 2012 B	2012/04/23	2012/04/30
15330	HK Bank – HSI European Put Warrants Apr 2012 C	2012/04/23	2012/04/30
14511	HK Bank – HSI European Warrants Apr 2012	2012/04/23	2012/04/30
15090	HK Bank – HSI European Warrants Apr 2012 A	2012/04/23	2012/04/30
14521	HK Bank – ICBC European Warrants Apr 2012	2012/04/23	2012/04/30
24272	J P Morgan SP BV – BankComm European Warrants Apr 2012	2012/04/23	2012/04/30
15118	J P Morgan SP BV – China Mob European Wts Apr 2012 A	2012/04/23	2012/04/30
13511	J P Morgan SP BV – CITIC Pacific Euro Wts Apr 2012	2012/04/23	2012/04/30
14024	J P Morgan SP BV – HSI European Put Warrants Apr 2012	2012/04/23	2012/04/30
14999	J P Morgan SP BV – HSI European Put Warrants Apr 2012 B	2012/04/23	2012/04/30
15000	J P Morgan SP BV – HSI European Put Warrants Apr 2012 C	2012/04/23	2012/04/30
15104	J P Morgan SP BV – HSI European Put Warrants Apr 2012 E	2012/04/23	2012/04/30
14981	J P Morgan SP BV – HSI European Warrants Apr 2012	2012/04/23	2012/04/30
14982	J P Morgan SP BV – HSI European Warrants Apr 2012 A	2012/04/23	2012/04/30
15103	J P Morgan SP BV – HSI European Warrants Apr 2012 D	2012/04/23	2012/04/30
15162	J P Morgan SP BV – HSI European Warrants Apr 2012 F	2012/04/23	2012/04/30
15346	J P Morgan SP BV – HSI European Warrants Apr 2012 G	2012/04/23	2012/04/30
13748	J P Morgan SP BV – Renhe Comm European Warrants Apr 2012	2012/04/23	2012/04/30
14976	KBC Fin Products Int'l Ltd. – HSCEI Euro Put Wts Apr 2012	2012/04/23	2012/04/30
14869	KBC Fin Products Int'l Ltd. – HSI Euro Put Wts Apr 2012	2012/04/23	2012/04/30
14833	KBC Fin Products Int'l Ltd. – HSI European Wts Apr 2012	2012/04/23	2012/04/30
23680	Macquarie Bank Ltd. – A50 China European Warrants Apr 2012	2012/04/23	2012/04/30
11796	Macquarie Bank Ltd. – CNOOC European Warrants Apr 2012	2012/04/23	2012/04/30
12969	Macquarie Bank Ltd. – Dongfeng Motor European Wts Apr 2012	2012/04/23	2012/04/30
13805	Macquarie Bank Ltd. – HSCEI European Warrants Apr 2012	2012/04/23	2012/04/30
14111	Macquarie Bank Ltd. – HSI European Warrants Apr 2012	2012/04/23	2012/04/30
14988	Macquarie Bank Ltd. – HSI European Warrants Apr 2012 B	2012/04/23	2012/04/30
15049	Macquarie Bank Ltd. – HSI European Warrants Apr 2012 C	2012/04/23	2012/04/30
28091	Merrill Lynch Int'l & Co. C.V. – HSCEI European Wts Apr 2012	2012/04/23	2012/04/30
14457	Merrill Lynch Int'l & Co. C.V. – HSI Euro Put Wts Apr 2012	2012/04/23	2012/04/30
14709	Merrill Lynch Int'l & Co. C.V. – HSI Euro Put Wts Apr 2012 B	2012/04/23	2012/04/30
14710	Merrill Lynch Int'l & Co. C.V. – HSI Euro Put Wts Apr 2012 C	2012/04/23	2012/04/30
14711	Merrill Lynch Int'l & Co. C.V. – HSI Euro Put Wts Apr 2012 D	2012/04/23	2012/04/30
14699	Merrill Lynch Int'l & Co. C.V. – HSI European Wts Apr 2012	2012/04/23	2012/04/30
14700	Merrill Lynch Int'l & Co. C.V. – HSI European Wts Apr 2012 A	2012/04/23	2012/04/30
13865	RB of Scotland N.V. – HSI European Put Warrants Apr 2012	2012/04/23	2012/04/30
14127	RB of Scotland N.V. – HSI European Put Warrants Apr 2012 A	2012/04/23	2012/04/30
14990	SGA Societe Generale Acceptance N.V. – HSI Eur Wt Apr 2012	2012/04/23	2012/04/30
15004	SGA Societe Generale Acceptance N.V. – HSI Eur Wt Apr 2012 A	2012/04/23	2012/04/30
15493	SGA Societe Generale Acceptance N.V. – HSI Eur Wt Apr 2012 D	2012/04/23	2012/04/30
15706	SGA Societe Generale Acceptance N.V. – HSI Eur Wt Apr 2012 F	2012/04/23	2012/04/30
15798	SGA Societe Generale Acceptance N.V. – HSI Eur Wt Apr 2012 G	2012/04/23	2012/04/30
15371	SGA Societe Generale Acceptance N.V. -HSI Eu Put Wt Apr 12 C	2012/04/23	2012/04/30
15494	SGA Societe Generale Acceptance N.V. -HSI Eu Put Wt Apr 12 E	2012/04/23	2012/04/30
14991	SGA Societe Generale Acceptance N.V. -HSI Eu Put Wt Apr 2012	2012/04/23	2012/04/30
15005	SGA Societe Generale Acceptance N.V. -HSI Eu Put Wt Apr2012B	2012/04/23	2012/04/30
11989	Standard Chartered Bank – Anhui Conch European Wts Apr 2012	2012/04/23	2012/04/30
11988	Standard Chartered Bank – CTel European Warrants Apr 2012	2012/04/23	2012/04/30
14842	Standard Chartered Bank – HSI European Put Warrants Apr 2012	2012/04/23	2012/04/30
14843	Standard Chartered Bank – HSI European Put Wts Apr 2012 B	2012/04/23	2012/04/30
14889	Standard Chartered Bank – HSI European Put Wts Apr 2012 D	2012/04/23	2012/04/30
14979	Standard Chartered Bank – HSI European Put Wts Apr 2012 F	2012/04/23	2012/04/30
14839	Standard Chartered Bank – HSI European Warrants Apr 2012	2012/04/23	2012/04/30
14840	Standard Chartered Bank – HSI European Warrants Apr 2012 A	2012/04/23	2012/04/30
14883	Standard Chartered Bank – HSI European Warrants Apr 2012 C	2012/04/23	2012/04/30
14978	Standard Chartered Bank – HSI European Warrants Apr 2012 E	2012/04/23	2012/04/30
15185	Standard Chartered Bank – HSI European Warrants Apr 2012 G	2012/04/23	2012/04/30
13046	Standard Chartered Bank-China Life European Wts Apr 2012	2012/04/23	2012/04/30

List of expired derivative warrants, 2012 (continued)

Code	Warrant	Last trading date	Delisted date
14609	Standard Chartered Bank-China Life European Wts Apr 2012 A	2012/04/23	2012/04/30
15297	UBS AG – CNOOC European Warrants Apr 2012 B	2012/04/23	2012/04/30
14826	UBS AG – HSI European Put Warrants Apr 2012	2012/04/23	2012/04/30
15488	UBS AG – HSI European Put Warrants Apr 2012 G	2012/04/23	2012/04/30
14872	UBS AG – HSI European Warrants Apr 2012	2012/04/23	2012/04/30
15008	UBS AG – HSI European Warrants Apr 2012 A	2012/04/23	2012/04/30
15009	UBS AG – HSI European Warrants Apr 2012 B	2012/04/23	2012/04/30
15147	UBS AG – HSI European Warrants Apr 2012 C	2012/04/23	2012/04/30
15165	UBS AG – HSI European Warrants Apr 2012 D	2012/04/23	2012/04/30
15423	UBS AG – HSI European Warrants Apr 2012 E	2012/04/23	2012/04/30
15472	UBS AG – HSI European Warrants Apr 2012 F	2012/04/23	2012/04/30
24918	Barclays Bank plc – A50 China European Warrants Apr 2012	2012/04/24	2012/05/02
14596	Barclays Bank plc – HSBC European Warrants Apr 2012	2012/04/24	2012/05/02
15046	CC Rabobank B.A. – Ch Mobile European Put Wts Apr 2012	2012/04/24	2012/05/02
15044	CC Rabobank B.A. – PetroChina European Warrants Apr 2012	2012/04/24	2012/05/02
15043	CC Rabobank B.A. – Sinopec Corp European Warrants Apr 2012	2012/04/24	2012/05/02
14396	Citigroup Global Mkt H Inc. – AIA European Put Wts Apr 2012	2012/04/24	2012/05/02
13254	Citigroup Global Mkt H Inc. – Anta Sports Euro Wts Apr 2012	2012/04/24	2012/05/02
14393	Citigroup Global Mkt H Inc. – Ch Overseas Euro Put Wt Apr 12	2012/04/24	2012/05/02
13251	Citigroup Global Mkt H Inc. – CITIC Pacific Eu Wt Apr 2012	2012/04/24	2012/05/02
14497	Citigroup Global Mkt H Inc. – CNOOC European Wts Apr 2012 A	2012/04/24	2012/05/02
15178	Citigroup Global Mkt H Inc. – CNOOC European Wts Apr 2012 B	2012/04/24	2012/05/02
13136	Citigroup Global Mkt H Inc. – MTRC European Wts Apr 2012	2012/04/24	2012/05/02
14500	Citigroup Global Mkt H Inc. – SPDR Gold T Euro Wts Apr 2012	2012/04/24	2012/05/02
16478	Credit Suisse AG – Agricultural Bank European Wts Apr 2012 A	2012/04/24	2012/05/02
15675	Credit Suisse AG – CC Bank European Warrants Apr 2012	2012/04/24	2012/05/02
14228	Credit Suisse AG – CNBM European Warrants Apr 2012	2012/04/24	2012/05/02
16048	Credit Suisse AG – HSBC European Wts Apr 2012 A	2012/04/24	2012/05/02
16092	Credit Suisse AG – Hutchison European Warrants Apr 2012	2012/04/24	2012/05/02
25746	Deutsche Bank AG – A50 China European Warrants Apr 2012 A	2012/04/24	2012/05/02
27523	Deutsche Bank AG – Cheung Kong European Warrants Apr 2012	2012/04/24	2012/05/02
27224	Goldman Sachs SP (Asia) – Cheung Kong European Wts Apr 2012	2012/04/24	2012/05/02
14467	HK Bank – CNOOC European Warrants Apr 2012 A	2012/04/24	2012/05/02
15124	HK Bank – Tencent European Warrants Apr 2012 A	2012/04/24	2012/05/02
26392	J P Morgan SP BV – Cheung Kong European Warrants Apr 2012	2012/04/24	2012/05/02
15443	J P Morgan SP BV – CNOOC European Warrants Apr 2012	2012/04/24	2012/05/02
14190	KBC Fin Products Int'l Ltd. – Jiangxi Copper Eu Wts Apr 2012	2012/04/24	2012/05/02
28578	Macquarie Bank Ltd. – Ch Rongsheng European Warrants Apr 12	2012/04/24	2012/05/02
24341	Macquarie Bank Ltd. – Soho China European Warrants Apr 2012	2012/04/24	2012/05/02
23399	Merrill Lynch Int'l & Co. C.V. – A50 China Eur Wt Apr 2012 A	2012/04/24	2012/05/02
14765	Merrill Lynch Int'l & Co. C.V. – AIA Euro Warrants Apr 2012	2012/04/24	2012/05/02
12552	Merrill Lynch Int'l & Co. C.V. – Ch Shenhua Eur Wts Apr 2012	2012/04/24	2012/05/02
14769	Merrill Lynch Int'l & Co. C.V. – China Life Eu Wt Apr 2012 B	2012/04/24	2012/05/02
14761	Merrill Lynch Int'l & Co. C.V. – Tencent Euro Wts Apr 2012	2012/04/24	2012/05/02
14584	Merrill Lynch Int'l & Co. C.V. – Hutchison Eu Put Wt Apr 2012A	2012/04/24	2012/05/02
13063	Nomura Int'l plc – Agricultural Bk Euro Warrants Apr 2012	2012/04/24	2012/05/02
25221	Nomura Int'l plc – PetroChina European Warrants Apr 2012	2012/04/24	2012/05/02
29789	Nomura Int'l plc – Xinyi Glass European Warrants Apr 2012	2012/04/24	2012/05/02
14440	SGA Societe Generale Acceptance N.V. – AGBK Eu Wt Apr 2012	2012/04/24	2012/05/02
12679	SGA Societe Generale Acceptance N.V. – CMB Euro Wts Apr 2012	2012/04/24	2012/05/02
16250	SGA Societe Generale Acceptance N.V. – HWL Eur Wt Apr 2012 B	2012/04/24	2012/05/02
25128	SGA Societe Generale Acceptance N.V. – Petch Eu Wt Apr 2012	2012/04/24	2012/05/02
14607	Standard Chartered Bank – AIA European Warrants Apr 2012	2012/04/24	2012/05/02
13600	Standard Chartered Bank – MTRC European Warrants Apr 2012	2012/04/24	2012/05/02
15082	UBS AG – China Mobile European Warrants Apr 2012 B	2012/04/24	2012/05/02
11961	UBS AG – China Unicom European Warrants Apr 2012	2012/04/24	2012/05/02
16066	UBS AG – PetroChina European Warrants Apr 2012	2012/04/24	2012/05/02
22778	BNP Paribas Arbit Issu B.V. – A50 China Euro Wts May 2012	2012/04/25	2012/05/03
29600	BNP Paribas Arbit Issu B.V. – AIA European Warrants May 2012	2012/04/25	2012/05/03
15600	BOCI Asia Ltd. – HSBC European Warrants May 2012	2012/04/25	2012/05/03
16342	Credit Suisse AG – Belle Int'l European Warrants May 2012	2012/04/25	2012/05/03
15255	Daiwa Capital Mkt – CNOOC European Warrants May 2012	2012/04/25	2012/05/03
13435	KBC Fin Products Int'l Ltd. – BOC HK Euro Put Wts May 2012	2012/04/25	2012/05/03
14975	KBC Fin Products Int'l Ltd. – BOC HK European Wts May 2012	2012/04/25	2012/05/03
13278	KBC Fin Products Int'l Ltd. – Ch Overseas Euro Wts May 2012	2012/04/25	2012/05/03
14446	KBC Fin Products Int'l Ltd. – China Life Eur Put Wt May 2012	2012/04/25	2012/05/03
14955	KBC Fin Products Int'l Ltd. – AIA Euro Put Warrants May 2012	2012/04/25	2012/05/03
14946	Macquarie Bank Ltd. – Tencent European Warrants May 2012	2012/04/25	2012/05/03
14657	Standard Chartered Bank – China Unicom European Wts May 2012	2012/04/25	2012/05/03
15139	Standard Chartered Bank – HSBC European Warrants May 2012 A	2012/04/25	2012/05/03
14938	BNP Paribas Arbit Issu B.V. – A50 China Euro Wts May 2012 A	2012/04/26	2012/05/04
14931	BNP Paribas Arbit Issu B.V. – CLP European Warrants May 2012	2012/04/26	2012/05/04
12859	BNP Paribas Arbit Issu B.V. – Esprit European Wts May 2012	2012/04/26	2012/05/04
12860	BNP Paribas Arbit Issu B.V. – Hang Lung Ppt Euro Wt May 2012	2012/04/26	2012/05/04
12861	BNP Paribas Arbit Issu B.V. – Kerry Ppt Euro Wts May 2012	2012/04/26	2012/05/04
15929	BOCI Asia Ltd. – CC Bank European Put Warrants May 2012	2012/04/26	2012/05/04
16060	Credit Suisse AG – AIA European Warrants May 2012	2012/04/26	2012/05/04
13113	Macquarie Bank Ltd. – Anta Sports European Warrants May 2012	2012/04/26	2012/05/04
12529	Macquarie Bank Ltd. – Bank of EA European Warrants May 2012	2012/04/26	2012/05/04
14785	Macquarie Bank Ltd. – CC Bank European Put Warrants May 2012	2012/04/26	2012/05/04
14850	Macquarie Bank Ltd. – CC Bank European Warrants May 2012	2012/04/26	2012/05/04
14941	Macquarie Bank Ltd. – CC Bank European Warrants May 2012 A	2012/04/26	2012/05/04
15088	Macquarie Bank Ltd. – CC Bank European Warrants May 2012 B	2012/04/26	2012/05/04
15010	Macquarie Bank Ltd. – China Coal European Warrants May 2012	2012/04/26	2012/05/04
14784	Macquarie Bank Ltd. – Evergrande European Warrants May 2012	2012/04/26	2012/05/04
14943	Macquarie Bank Ltd. – Galaxy Ent European Warrants May 2012	2012/04/26	2012/05/04
15036	Macquarie Bank Ltd. – Hang Lung Ppt European Wts May 2012	2012/04/26	2012/05/04

List of expired derivative warrants, 2012 (continued)

Code	Warrant	Last trading date	Delisted date
14339	Macquarie Bank Ltd. – Hutchison European Put Wts May 2012	2012/04/26	2012/05/04
14849	Macquarie Bank Ltd. – ICBC European Warrants May 2012	2012/04/26	2012/05/04
14940	Macquarie Bank Ltd. – Minsheng Bank European Wts May 2012	2012/04/26	2012/05/04
15143	Macquarie Bank Ltd. – Minsheng Bank European Wts May 2012 A	2012/04/26	2012/05/04
14942	Macquarie Bank Ltd. – Sands China European Warrants May 2012	2012/04/26	2012/05/04
13454	Macquarie Bank Ltd. – Sinopharm European Warrants May 2012	2012/04/26	2012/05/04
14915	Macquarie Bank Ltd. – Wharf European Warrants May 2012	2012/04/26	2012/05/04
14490	Macquarie Bank Ltd. – Wynn Macau European Warrants May 2012	2012/04/26	2012/05/04
13303	Macquarie Bank Ltd. – Zhaojin Mining Euro Warrants May 2012	2012/04/26	2012/05/04
14674	Macquarie Bank Ltd. –GCL-Poly Energy European Wts May 2012	2012/04/26	2012/05/04
12949	Macquarie Bank Ltd.-Agricultural Bk Euro Warrants May 2012	2012/04/26	2012/05/04
15142	Macquarie Bank Ltd.-Agricultural Bk Euro Warrants May 2012 A	2012/04/26	2012/05/04
13173	Standard Chartered Bank – BOC HK European Warrants May 2012	2012/04/26	2012/05/04
15140	Standard Chartered Bank – Hutchison Euro Euro Wts May 2012	2012/04/26	2012/05/04
14183	Standard Chartered Bank – Jiangxi Copper Euro Wts May 2012	2012/04/26	2012/05/04
11528	Citigroup Global Mkt H Inc. – ChiUnicom Euro Wts May 2012	2012/04/27	2012/05/07
26741	Macquarie Bank Ltd. –Swire Pacific A European Warrants May12	2012/04/27	2012/05/07
23483	Merrill Lynch Int'l & Co. C.V. – PetroChina Eu Wt May 2012	2012/04/27	2012/05/07
14156	RB of Scotland N.V. – CC Bank European Put Warrants May 2012	2012/04/27	2012/05/07
14048	Standard Chartered Bank – CC Bank European Wts May 2012	2012/04/27	2012/05/07
14364	Standard Chartered Bank – ICBC European Warrants May 2012	2012/04/27	2012/05/07
22877	BNP Paribas Arbit Issu B.V. – CHALCO European Wts May 2012	2012/04/30	2012/05/08
11755	CC Rabobank B.A. – Chi Res Power European Warrants May 2012	2012/04/30	2012/05/08
15151	CC Rabobank B.A. – Zoomlion European Warrants May 2012	2012/04/30	2012/05/08
16272	Credit Suisse AG – BYD European Warrants May 2012	2012/04/30	2012/05/08
16700	Credit Suisse AG – CC Bank European Put Warrants May 2012	2012/04/30	2012/05/08
14399	Credit Suisse AG – China Unicom European Put Wts May 2012	2012/04/30	2012/05/08
15943	Goldman Sachs SP (Asia) – HSBC European Warrants May 2012	2012/04/30	2012/05/08
12667	Merrill Lynch Int'l & Co. C.V. – BOC HK Euro Wts May 2012	2012/04/30	2012/05/08
12924	Merrill Lynch Int'l & Co. C.V. – CNOOC European Wts May 2012	2012/04/30	2012/05/08
14937	SGA Societe Generale Acceptance N.V. – BOCHK Eur Wt May 12 A	2012/04/30	2012/05/08
13866	SGA Societe Generale Acceptance N.V. – CNOOC Eu Wt May 2012	2012/04/30	2012/05/08
14932	SGA Societe Generale Acceptance N.V.-ChiUnicom Eu Wts May12A	2012/04/30	2012/05/08
12642	Standard Chartered Bank – CNBM European Warrants May 2012	2012/04/30	2012/05/08
14968	UBS AG – AIA European Warrants May 2012	2012/04/30	2012/05/08
15436	UBS AG – CC Bank European Warrants May 2012 A	2012/04/30	2012/05/08
14969	UBS AG – HKEx European Warrants May 2012 A	2012/04/30	2012/05/08
15827	UBS AG – HSBC European Warrants May 2012 A	2012/04/30	2012/05/08
15177	Citigroup Global Mkt H Inc. – Galaxy Ent Euro Wts May 2012	2012/05/02	2012/05/09
16741	Credit Suisse AG – China Tel European Warrants May 2012	2012/05/02	2012/05/09
15205	Daiwa Capital Mkt – Agricultural Bank European Wts May 2012	2012/05/02	2012/05/09
13572	HK Bank – Renhe Comm European Warrants May 2012	2012/05/02	2012/05/09
13283	KBC Fin Products Int'l Ltd.- China Overseas Eu Put Wt May12	2012/05/02	2012/05/09
13193	KBC Fin Products Int'l Ltd.-Hang Lung Ppt Eu Put Wt May 2012	2012/05/02	2012/05/09
15189	Macquarie Bank Ltd. – MGM China European Warrants May 2012	2012/05/02	2012/05/09
14766	Merrill Lynch Int'l & Co. C.V. – AIA Euro Wts May 2012 A	2012/05/02	2012/05/09
16485	Merrill Lynch Int'l & Co. C.V. – ICBC Euro Wts May 2012 B	2012/05/02	2012/05/09
15712	UBS AG – China Overseas European Warrants May 2012	2012/05/02	2012/05/09
15194	CC Rabobank B.A. – MGM China European Warrants May 2012	2012/05/03	2012/05/10
16346	Credit Suisse AG – China Life European Put Warrants May 2012	2012/05/03	2012/05/10
16502	Merrill Lynch Int'l & Co. C.V. – CC Bank Eu Put Wts May 2012	2012/05/03	2012/05/10
13144	SGA Societe Generale Acceptance N.V. – PICC P&C Eu Wt May12	2012/05/03	2012/05/10
14739	SGA Societe Generale Acceptance N.V.-Belle Int'l Eu Wt May12	2012/05/03	2012/05/10
15952	Citigroup Global Mkt H Inc. – China Life Euro Wts May 2012 A	2012/05/04	2012/05/11
15257	Daiwa Capital Mkt – A50 China European Warrants May 2012	2012/05/04	2012/05/11
15269	Daiwa Capital Mkt – Agricultural Bank Euro Put Wts May 2012	2012/05/04	2012/05/11
15258	Daiwa Capital Mkt – AIA European Warrants May 2012	2012/05/04	2012/05/11
15261	Daiwa Capital Mkt – CCB European Put Warrants May 2012	2012/05/04	2012/05/11
15256	Daiwa Capital Mkt – ICBC European Warrants May 2012	2012/05/04	2012/05/11
14513	HK Bank – A50 China European Warrants May 2012	2012/05/04	2012/05/11
13683	HK Bank – AIA European Warrants May 2012	2012/05/04	2012/05/11
13282	KBC Fin Products Int'l Ltd. – Ch Mer Hold Eu Put Wt May 2012	2012/05/04	2012/05/11
13275	KBC Fin Products Int'l Ltd. – Ch Mer Hold Euro Wts May 2012	2012/05/04	2012/05/11
13351	KBC Fin Products Int'l Ltd. – Esprit European Wts May 2012	2012/05/04	2012/05/11
13322	Macquarie Bank Ltd. – Alibaba European Warrants Jul 2012	2012/05/10	2012/05/11
15241	Nomura Int'l plc – China Telecom European Warrants May 2012	2012/05/04	2012/05/11
13450	BOCI Asia Ltd. – China Unicom European Warrants May 2012	2012/05/07	2012/05/14
16273	Credit Suisse AG – China Life European Warrants May 2012	2012/05/07	2012/05/14
14083	HK Bank – China Life European Warrants May 2012	2012/05/07	2012/05/14
11340	HK Bank – China Unicom European Warrants May 2012	2012/05/07	2012/05/14
14522	HK Bank – GCL-Poly Energy European Warrants May 2012	2012/05/07	2012/05/14
17405	Macquarie Bank Ltd. – HSCEI European Put Warrants Nov 2012 B	2012/05/11	2012/05/14
15810	BOCI Asia Ltd. – HSBC European Put Warrants May 2012	2012/05/08	2012/05/15
13097	Citigroup Global Mkt H Inc. – CM Bank European Wts May 2012	2012/05/08	2012/05/15
16241	Citigroup Global Mkt H Inc. – Sinopec Corp Eu Wts May 2012 A	2012/05/08	2012/05/15
15672	Credit Suisse AG – BOCL European Warrants May 2012	2012/05/08	2012/05/15
15673	Credit Suisse AG – ICBC European Warrants May 2012	2012/05/08	2012/05/15
16293	Credit Suisse AG – Sinopec Corp European Put Wts May 2012	2012/05/08	2012/05/15
14569	Credit Suisse AG – Tencent Holdings Euro Put Wts May 2012	2012/05/08	2012/05/15
15311	Daiwa Capital Mkt – HSBC European Warrants May 2012	2012/05/08	2012/05/15
15926	Goldman Sachs SP (Asia) – China Life Euro Wts May 2012	2012/05/08	2012/05/15
16090	Goldman Sachs SP (Asia)-Sinopec Corp European Wts May 2012	2012/05/08	2012/05/15
15301	HK Bank – Agricultural Bank European Warrants May 2012	2012/05/08	2012/05/15
15599	HK Bank – BOCL European Warrants May 2012 A	2012/05/08	2012/05/15
15298	HK Bank – CC Bank European Warrants May 2012	2012/05/08	2012/05/15
15299	HK Bank – China Mobile European Warrants May 2012	2012/05/08	2012/05/15
15962	Merrill Lynch Int'l & Co. C.V. – BOCL European Wt May 2012	2012/05/08	2012/05/15

List of expired derivative warrants, 2012 (continued)

Code	Warrant	Last trading date	Delisted date
14751	Merrill Lynch Int'l & Co. C.V. – HSBC Euro Wts May 2012	2012/05/08	2012/05/15
13361	Merrill Lynch Int'l & Co. C.V. – Tencent Euro Wts May 2012	2012/05/08	2012/05/15
15237	Nomura Int'l plc – Lenovo European Warrants May 2012	2012/05/08	2012/05/15
15454	SGA Societe Generale Acceptance N.V. –HSBC Eu Put Wt May2012	2012/05/08	2012/05/15
15588	UBS AG – BOCL European Warrants May 2012	2012/05/08	2012/05/15
15223	UBS AG – BYD European Warrants May 2012	2012/05/08	2012/05/15
15326	UBS AG – CC Bank European Warrants May 2012	2012/05/08	2012/05/15
14926	UBS AG – China Shenhua European Warrants May 2012	2012/05/08	2012/05/15
15188	UBS AG – China Tel European Warrants May 2012	2012/05/08	2012/05/15
14910	UBS AG – CPIC European Warrants May 2012	2012/05/08	2012/05/15
14847	UBS AG – HKEx European Warrants May 2012	2012/05/08	2012/05/15
15156	UBS AG – Sinopec Corp European Warrants May 2012 A	2012/05/08	2012/05/15
15231	Daiwa Capital Mkt – China Life European Warrants May 2012	2012/05/09	2012/05/16
14504	HK Bank – HWL European Warrants May 2012	2012/05/09	2012/05/16
16456	J P Morgan SP BV – Alibaba European Warrants Oct 2013	2012/05/15	2012/05/16
14193	KBC Fin Products Int'l Ltd. – Anhui Conch Eu Put Wt May 2012	2012/05/09	2012/05/16
13529	Standard Chartered Bank – China Overseas Euro Wt May 2012	2012/05/09	2012/05/16
16294	Credit Suisse AG – Sinopec Corp European Warrants May 2012 A	2012/05/10	2012/05/17
16295	Credit Suisse AG – Sinopec Corp European Warrants May 2012 B	2012/05/10	2012/05/17
16314	Daiwa Capital Mkt – Sinopec Corp European Warrants May 2012A	2012/05/10	2012/05/17
15917	SGA Societe Generale Acceptance N.V. –Ch Mob Eu Wt May 2012A	2012/05/10	2012/05/17
16245	Standard Chartered Bank – Sinopec Corp Euro Wts May 2012 A	2012/05/10	2012/05/17
16277	UBS AG – Sinopec Corp European Warrants May 2012 B	2012/05/10	2012/05/17
10095	BNP Paribas Arbit Issu B.V. – Oil Futures Euro Put Wt May 12	2012/05/11	2012/05/18
10026	BNP Paribas Arbit Issu B.V. – Oil Futures European Wt May12A	2012/05/11	2012/05/18
10092	BNP Paribas Arbit Issu B.V. – Oil Futures European Wt May12B	2012/05/11	2012/05/18
10109	BNP Paribas Arbit Issu B.V. – Oil Futures European Wt May12C	2012/05/11	2012/05/18
15387	HK Bank – Sinopec Corp European Warrants May 2012	2012/05/11	2012/05/18
16936	UBS AG – A50 China European Warrants May 2012	2012/05/11	2012/05/18
29953	CC Rabobank B.A. – China Res Gas European Warrants May 2012	2012/05/14	2012/05/21
15263	Daiwa Capital Mkt – China Mobile European Put Wts May 2012	2012/05/14	2012/05/21
14508	HK Bank – CHALCO European Warrants May 2012	2012/05/14	2012/05/21
28313	HK Bank – China COSCO European Warrants May 2012	2012/05/14	2012/05/21
15100	HK Bank – China Life European Warrants May 2012 A	2012/05/14	2012/05/21
14974	KBC Fin Products Int'l Ltd. – BOC HK Euro Put Wts May 2012 A	2012/05/14	2012/05/21
13500	KBC Fin Products Int'l Ltd. – Li & Fung Euro Put Wt May 2012	2012/05/14	2012/05/21
15393	Standard Chartered Bank – BOCL European Warrants May 2012	2012/05/14	2012/05/21
26528	Barclays Bank plc – Sinopec Corp European Wts May 2012	2012/05/15	2012/05/22
14838	BOCI Asia Ltd. –Tencent Holdings European Put Wts May 2012	2012/05/15	2012/05/22
14118	CC Rabobank B.A. – Ch Ship Cont European Warrants May 2012	2012/05/15	2012/05/22
14215	CC Rabobank B.A. – Tencent Holdings European Put Wt May 2012	2012/05/15	2012/05/22
12410	Citigroup Global Mkt H Inc. – A50 China Eur Put Wts May 2012	2012/05/15	2012/05/22
28103	Citigroup Global Mkt H Inc. – Sinopec Corp Euro Wts May 2012	2012/05/15	2012/05/22
16378	Credit Suisse AG – CPIC European Warrants May 2012	2012/05/15	2012/05/22
15428	Daiwa Capital Mkt – Sinopec Corp European Put Wts May 2012	2012/05/15	2012/05/22
15426	Daiwa Capital Mkt – Sinopec Corp European Warrants May 2012	2012/05/15	2012/05/22
11776	HK Bank – Angang Steel European Warrants May 2012	2012/05/15	2012/05/22
11909	J P Morgan SP BV – Angang Steel European Warrants May 2012 A	2012/05/15	2012/05/22
26098	J P Morgan SP BV – Sinopec Corp European Warrants May 2012	2012/05/15	2012/05/22
13232	KBC Fin Products Int'l Ltd. – A50 Ch Euro Put Wts May 2012	2012/05/15	2012/05/22
12828	Merrill Lynch Int'l & Co. C.V. – HS Bank Euro Wts May 2012	2012/05/15	2012/05/22
14753	Merrill Lynch Int'l & Co. C.V. – HSBC Euro Put Wt May 2012	2012/05/15	2012/05/22
26839	Merrill Lynch Int'l & Co. C.V. – Sinopec Euro Wts May 2012	2012/05/15	2012/05/22
14199	Merrill Lynch Int'l & Co. C.V. – Tencent Eur Put Wt May 2012	2012/05/15	2012/05/22
11774	Nomura Int'l plc – Ch State Con European Warrants May 2012	2012/05/15	2012/05/22
26520	Nomura Int'l plc – Sinopec European Warrants May 2012	2012/05/15	2012/05/22
15351	Nomura Int'l plc – Sinopec European Warrants May 2012 A	2012/05/15	2012/05/22
15400	SGA Societe Generale Acceptance N.V. – BOCL Eu Wt May 2012	2012/05/15	2012/05/22
15401	SGA Societe Generale Acceptance N.V. – CCB Eur Wt May 2012	2012/05/15	2012/05/22
26658	SGA Societe Generale Acceptance N.V. – CP&CC Eur Wt May 2012	2012/05/15	2012/05/22
15377	SGA Societe Generale Acceptance N.V. – HSBC Eu Wt May 2012	2012/05/15	2012/05/22
15378	SGA Societe Generale Acceptance N.V. – HWL Eur Wt May 2012	2012/05/15	2012/05/22
15404	SGA Societe Generale Acceptance N.V. – ICBC Eu Wt May 2012	2012/05/15	2012/05/22
15402	SGA Societe Generale Acceptance N.V. –Ch Mob Eu Wt May 2012	2012/05/15	2012/05/22
29097	UBS AG – Sinopec Corp European Warrants May 2012	2012/05/15	2012/05/22
15349	UBS AG – SPDR Gold Trust European Warrants May 2012	2012/05/15	2012/05/22
16351	UBS AG – Tencent Holdings European Put Warrants May 2012	2012/05/15	2012/05/22
16905	Daiwa Capital Mkt – Hutchison European Warrants May 2012 A	2012/05/16	2012/05/23
13737	HK Bank – Ch Ship Cont European Warrants May 2012	2012/05/16	2012/05/23
14276	HK Bank – Jiangxi Copper European Warrants May 2012	2012/05/16	2012/05/23
14277	HK Bank – PetroChina European Warrants May 2012	2012/05/16	2012/05/23
11672	Macquarie Bank Ltd. – A50 China European Put Wts May 2012	2012/05/16	2012/05/23
16244	Merrill Lynch Int'l & Co. C.V. – China Life Eu Wt May 2012 A	2012/05/16	2012/05/23
14036	Bank of East Asia – JIANG European Warrants May 2012	2012/05/17	2012/05/24
15502	Citigroup Global Mkt H Inc. –Tencent European Wts May 2012	2012/05/17	2012/05/24
16475	Credit Suisse AG – BOCL European Warrants May 2012 A	2012/05/17	2012/05/24
16471	Daiwa Capital Mkt – BOCL European Warrants May 2012	2012/05/17	2012/05/24
16302	Daiwa Capital Mkt – CCB European Warrants May 2012	2012/05/17	2012/05/24
16474	Daiwa Capital Mkt – ICBC European Warrants May 2012 A	2012/05/17	2012/05/24
15461	J P Morgan SP BV – Sinopec Corp European Warrants May 2012 A	2012/05/17	2012/05/24
11159	J P Morgan SP BV – Zijin Mining European Warrants May 2012	2012/05/17	2012/05/24
15680	Macquarie Bank Ltd. – CPIC European Warrants May 2012	2012/05/17	2012/05/24
13648	Merrill Lynch Int'l & Co. C.V. – AIA Euro Warrants May 2012	2012/05/17	2012/05/24
15440	SGA Societe Generale Acceptance N.V. – CP&CC Eu Wt May 2012A	2012/05/17	2012/05/24
16160	UBS AG – BOCL European Warrants May 2012 A	2012/05/17	2012/05/24
16439	UBS AG – CC Bank European Warrants May 2012 B	2012/05/17	2012/05/24
15504	Citigroup Global Mkt H Inc. – China Life Euro Wts May 2012	2012/05/18	2012/05/25

List of expired derivative warrants, 2012 (continued)

Code	Warrant	Last trading date	Delisted date
10800	Citigroup Global Mkt H Inc. – TWCOI European PC May 2013	2012/05/18	2012/05/25
10801	Citigroup Global Mkt H Inc. – TWELI European PC May 2013	2012/05/18	2012/05/25
10802	Citigroup Global Mkt H Inc. – TWFNI European PC May 2013	2012/05/18	2012/05/25
28582	Macquarie Bank Ltd. – Ch Lilang European Warrants May 2012	2012/05/18	2012/05/25
16484	Merrill Lynch Int'l & Co. C.V. – BOCL European Wt May 2012 A	2012/05/18	2012/05/25
13835	Citigroup Global Mkt H Inc. – HSBC European Wts May 2012	2012/05/21	2012/05/28
15264	Daiwa Capital Mkt – China Mobile European Put Wts May 2012 A	2012/05/21	2012/05/28
15260	Daiwa Capital Mkt – Hutchison European Warrants May 2012	2012/05/21	2012/05/28
15132	HK Bank – CHALCO European Warrants May 2012 A	2012/05/21	2012/05/28
14506	HK Bank – Yanzhou Coal European Warrants May 2012	2012/05/21	2012/05/28
14763	Merrill Lynch Int'l & Co. C.V. – Ag Bk Euro Wts May 2012	2012/05/21	2012/05/28
14767	Merrill Lynch Int'l & Co. C.V. – ICBC Euro Wts May 2012	2012/05/21	2012/05/28
11471	Nomura Int'l plc – China Unicom European Warrants May 2012	2012/05/21	2012/05/28
14885	Standard Chartered Bank – Ping An European Warrants May 2012	2012/05/21	2012/05/28
24919	Barclays Bank plc – Zijin Mining European Warrants May 2012	2012/05/22	2012/05/29
28537	BNP Paribas Arbit Issu B.V. – Sinopec Corp Euro Wts May 2012	2012/05/22	2012/05/29
26375	BOCI Asia Ltd. – Sinopec Corp European Warrants May 2012	2012/05/22	2012/05/29
15974	CC Rabobank B.A. – ICBC European Warrants May 2012	2012/05/22	2012/05/29
15563	CC Rabobank B.A. – Yanzhou Coal European Warrants May 2012	2012/05/22	2012/05/29
15879	Citigroup Global Mkt H Inc. – China Shenhua Eu Wt May 2012	2012/05/22	2012/05/29
13098	Citigroup Global Mkt H Inc. – PICC P&C European Wts May 2012	2012/05/22	2012/05/29
16093	Credit Suisse AG – CC Bank European Warrants May 2012	2012/05/22	2012/05/29
14812	Credit Suisse AG – China Unicom European Put Wts May 2012 A	2012/05/22	2012/05/29
16055	Credit Suisse AG – ChiUnicom European Warrants May 2012	2012/05/22	2012/05/29
16348	Credit Suisse AG – HSBC European Put Warrants May 2012	2012/05/22	2012/05/29
16091	Credit Suisse AG – HSBC European Wts May 2012	2012/05/22	2012/05/29
15679	Credit Suisse AG – Hutchison European Warrants May 2012	2012/05/22	2012/05/29
16099	Credit Suisse AG – ICBC European Warrants May 2012 A	2012/05/22	2012/05/29
16808	Credit Suisse AG – Ping An European Warrants May 2012	2012/05/22	2012/05/29
19371	Credit Suisse AG – Sinopec Corp European Warrants May 2012	2012/05/22	2012/05/29
16499	Credit Suisse AG – Tencent Holdings Euro Put Wts May 2012 B	2012/05/22	2012/05/29
16053	Credit Suisse AG – Tencent Holdings European Wts May 2012	2012/05/22	2012/05/29
16054	Credit Suisse AG – Tencent Holdings European Wts May 2012 A	2012/05/22	2012/05/29
15125	HK Bank – Tencent European Warrants May 2012	2012/05/22	2012/05/29
11519	J P Morgan SP BV – Angang Steel European Warrants May 2012	2012/05/22	2012/05/29
14656	J P Morgan SP BV – Anhui Conch European Warrants May 2012	2012/05/22	2012/05/29
14170	J P Morgan SP BV – Ch Rongsheng European Warrants May 2012	2012/05/22	2012/05/29
15760	Merrill Lynch Int'l & Co. C.V. – China Life Eu Wt May 2012	2012/05/22	2012/05/29
14239	Merrill Lynch Int'l & Co. C.V. – ChiUnicom Eu Put Wt May 12	2012/05/22	2012/05/29
14752	Merrill Lynch Int'l & Co. C.V. – HSBC Euro Wts May 2012 A	2012/05/22	2012/05/29
15959	Merrill Lynch Int'l & Co. C.V. – HSBC Euro Wts May 2012 B	2012/05/22	2012/05/29
17089	Merrill Lynch Int'l & Co. C.V. – Hutchison Eur Wt May 2012	2012/05/22	2012/05/29
15961	Merrill Lynch Int'l & Co. C.V. – ICBC Euro Wts May 2012 A	2012/05/22	2012/05/29
14003	Merrill Lynch Int'l & Co. C.V. – MTRC European Wts May 2012	2012/05/22	2012/05/29
11627	Nomura Int'l plc – Angang Steel European Warrants May 2012	2012/05/22	2012/05/29
15474	Nomura Int'l plc – BJ Ent Water European Warrants May 2012	2012/05/22	2012/05/29
13308	RB of Scotland N.V. – A50 China European Put Wts May 2012	2012/05/22	2012/05/29
16257	SGA Societe Generale Acceptance N.V. – CCB Eur Wt May 2012 A	2012/05/22	2012/05/29
15796	SGA Societe Generale Acceptance N.V. – CLife Eu Wt May 2012	2012/05/22	2012/05/29
16356	SGA Societe Generale Acceptance N.V. – HSBC Eu Wt May 2012 B	2012/05/22	2012/05/29
15497	SGA Societe Generale Acceptance N.V. – HWL Eur Wt May 2012 A	2012/05/22	2012/05/29
11578	SGA Societe Generale Acceptance N.V.-ChiUnicom Eu Wts May 12	2012/05/22	2012/05/29
11407	SGA Societe Generale Acceptance NV-Angang Steel Eu Wt May 12	2012/05/22	2012/05/29
28946	Standard Chartered Bank – A50 China European Put Wts May12	2012/05/22	2012/05/29
15467	Standard Chartered Bank – BYD European Warrants May 2012	2012/05/22	2012/05/29
15693	Standard Chartered Bank – China Mobile Euro Wts May 2012	2012/05/22	2012/05/29
15465	Standard Chartered Bank – Ctel European Warrants May 2012	2012/05/22	2012/05/29
16893	Standard Chartered Bank – HSBC European Warrants May 2012 B	2012/05/22	2012/05/29
16117	UBS AG – Agricultural Bank European Warrants May 2012	2012/05/22	2012/05/29
15066	UBS AG – China Life European Warrants May 2012	2012/05/22	2012/05/29
15146	UBS AG – China Life European Warrants May 2012 A	2012/05/22	2012/05/29
16938	UBS AG – China Mobile European Warrants May 2012	2012/05/22	2012/05/29
16115	UBS AG – China Unicom European Warrants May 2012	2012/05/22	2012/05/29
16410	UBS AG – CNOOC European Put Warrants May 2012	2012/05/22	2012/05/29
15516	UBS AG – HSBC European Warrants May 2012	2012/05/22	2012/05/29
16879	UBS AG – HSBC European Warrants May 2012 B	2012/05/22	2012/05/29
15828	UBS AG – Hutchison European Warrants May 2012	2012/05/22	2012/05/29
15398	UBS AG – ICBC European Warrants May 2012	2012/05/22	2012/05/29
14966	UBS AG – Tencent Holdings European Warrants May 2012	2012/05/22	2012/05/29
15397	UBS AG – Tencent Holdings European Warrants May 2012 A	2012/05/22	2012/05/29
24539	UBS AG – Zijin Mining European Warrants May 2012	2012/05/22	2012/05/29
14179	Macquarie Bank Ltd. – Stanchart European Warrants May 2012	2012/05/23	2012/05/30
15144	BNP Paribas Arbit Issu B.V. – HSI Euro Put Wts May 2012	2012/05/24	2012/05/31
14859	BNP Paribas Arbit Issu B.V. – HSI European Wts May 2012	2012/05/24	2012/05/31
29210	CC Rabobank B.A. – Ch State Con European Warrants May 2012	2012/05/24	2012/05/31
23022	CC Rabobank B.A. – Sino Ocean Land European Warrants May 12	2012/05/24	2012/05/31
23127	CC Rabobank B.A. – Zijin Mining European Warrants May 2012	2012/05/24	2012/05/31
15583	Citigroup Global Mkt H Inc. – BOCL European Wts May 2012	2012/05/24	2012/05/31
15534	Citigroup Global Mkt H Inc. – BYD European Warrants May 2012	2012/05/24	2012/05/31
15581	Citigroup Global Mkt H Inc. – China Tel Euro Wts May 2012	2012/05/24	2012/05/31
15533	Citigroup Global Mkt H Inc. – CITIC Bank Euro Wts May 2012	2012/05/24	2012/05/31
15536	Citigroup Global Mkt H Inc. – CPIC European Wts May 2012	2012/05/24	2012/05/31
16511	Citigroup Global Mkt H Inc. – HSI European Put Wt May 2012	2012/05/24	2012/05/31
16842	Citigroup Global Mkt H Inc. – HSI European Wts May 2012	2012/05/24	2012/05/31
27684	Credit Suisse AG – Cheung Kong European Warrants Oct 2012	2012/05/30	2012/05/31
16275	Credit Suisse AG – China Life European Warrants May 2012 A	2012/05/24	2012/05/31
16477	Credit Suisse AG – China Mobile European Warrants May 2012	2012/05/24	2012/05/31

List of expired derivative warrants, 2012 (continued)

Code	Warrant	Last trading date	Delisted date
16180	Credit Suisse AG – HSI European Put Warrants May 2012	2012/05/24	2012/05/31
16217	Credit Suisse AG – HSI European Put Warrants May 2012 D	2012/05/24	2012/05/31
16218	Credit Suisse AG – HSI European Put Warrants May 2012 E	2012/05/24	2012/05/31
16850	Credit Suisse AG – HSI European Put Warrants May 2012 H	2012/05/24	2012/05/31
16178	Credit Suisse AG – HSI European Warrants May 2012 A	2012/05/24	2012/05/31
16212	Credit Suisse AG – HSI European Warrants May 2012 B	2012/05/24	2012/05/31
16213	Credit Suisse AG – HSI European Warrants May 2012 C	2012/05/24	2012/05/31
16398	Credit Suisse AG – HSI European Warrants May 2012 F	2012/05/24	2012/05/31
16399	Credit Suisse AG – HSI European Warrants May 2012 G	2012/05/24	2012/05/31
15328	Daiwa Capital Mkt – HSCFI European Put Warrants May 2012	2012/05/24	2012/05/31
15291	Daiwa Capital Mkt – HSI European Put Warrants May 2012	2012/05/24	2012/05/31
15338	Daiwa Capital Mkt – HSI European Put Warrants May 2012 D	2012/05/24	2012/05/31
15248	Daiwa Capital Mkt – HSI European Warrants May 2012	2012/05/24	2012/05/31
15285	Daiwa Capital Mkt – HSI European Warrants May 2012 A	2012/05/24	2012/05/31
15322	Daiwa Capital Mkt – HSI European Warrants May 2012 B	2012/05/24	2012/05/31
15336	Daiwa Capital Mkt – HSI European Warrants May 2012 C	2012/05/24	2012/05/31
16452	Goldman Sachs SP (Asia) – HSI European Put Wts May 2012	2012/05/24	2012/05/31
16453	Goldman Sachs SP (Asia) – HSI European Put Wts May 2012 A	2012/05/24	2012/05/31
16798	Goldman Sachs SP (Asia) – HSI European Put Wts May 2012 B	2012/05/24	2012/05/31
14523	HK Bank – BOCL European Warrants May 2012	2012/05/24	2012/05/31
13680	HK Bank – Cheung Kong European Warrants May 2012	2012/05/24	2012/05/31
15331	HK Bank – HSI European Put Warrants May 2012	2012/05/24	2012/05/31
15091	HK Bank – HSI European Warrants May 2012	2012/05/24	2012/05/31
15329	HK Bank – HSI European Warrants May 2012 A	2012/05/24	2012/05/31
15685	HK Bank – HSI European Warrants May 2012 B	2012/05/24	2012/05/31
15686	HK Bank – HSI European Warrants May 2012 C	2012/05/24	2012/05/31
15130	HK Bank – Jiangxi Copper European Warrants May 2012 A	2012/05/24	2012/05/31
15413	J P Morgan Int'l Der. Ltd. – CC Bank European Wts May 2012	2012/05/24	2012/05/31
15463	J P Morgan Int'l Der. Ltd. – CC Bank European Wts May 2012 A	2012/05/24	2012/05/31
15464	J P Morgan SP BV – Agricultural Bk Euro Warrants May 2012	2012/05/24	2012/05/31
15414	J P Morgan SP BV – AIA European Warrants May 2012	2012/05/24	2012/05/31
14206	J P Morgan SP BV – BEA European Warrants May 2012	2012/05/24	2012/05/31
15332	J P Morgan SP BV – China Life European Warrants May 2012	2012/05/24	2012/05/31
15462	J P Morgan SP BV – China Life European Warrants May 2012 A	2012/05/24	2012/05/31
15551	J P Morgan SP BV – China Life European Warrants May 2012 B	2012/05/24	2012/05/31
13025	J P Morgan SP BV – CITIC Pacific Euro Wts May 2012	2012/05/24	2012/05/31
15161	J P Morgan SP BV – HSI European Put Warrants May 2012	2012/05/24	2012/05/31
15451	J P Morgan SP BV – Hutchison European Warrants May 2012	2012/05/24	2012/05/31
15459	J P Morgan SP BV – ICBC European Warrants May 2012	2012/05/24	2012/05/31
15460	J P Morgan SP BV – ICBC European Warrants May 2012 A	2012/05/24	2012/05/31
14796	KBC Fin Products Int'l Ltd. – HSI Euro Put Wts May 2012	2012/05/24	2012/05/31
14834	KBC Fin Products Int'l Ltd. – HSI European Wts May 2012	2012/05/24	2012/05/31
11318	Macquarie Bank Ltd. – China Unicom European Put Wts May 2012	2012/05/24	2012/05/31
14205	Macquarie Bank Ltd. – HSI European Put Warrants May 2012	2012/05/24	2012/05/31
14952	Macquarie Bank Ltd. – HSI European Put Warrants May 2012 A	2012/05/24	2012/05/31
15013	Macquarie Bank Ltd. – HSI European Put Warrants May 2012 B	2012/05/24	2012/05/31
15079	Macquarie Bank Ltd. – HSI European Warrants May 2012	2012/05/24	2012/05/31
12854	Merrill Lynch Int'l & Co. C.V. – HSI Euro Put Wts May 2012	2012/05/24	2012/05/31
15915	Merrill Lynch Int'l & Co. C.V. – HSI Euro Put Wts May 2012 B	2012/05/24	2012/05/31
13976	Merrill Lynch Int'l & Co. C.V. – HSI European Wts May 2012	2012/05/24	2012/05/31
15914	Merrill Lynch Int'l & Co. C.V. – HSI European Wts May 2012 A	2012/05/24	2012/05/31
12758	Nomura Int'l plc – BOC HK European Warrants May 2012	2012/05/24	2012/05/31
14422	SGA Societe Generale Acceptance N.V. – BOCHK Eur Wt May 2012	2012/05/24	2012/05/31
16953	SGA Societe Generale Acceptance N.V. – CLife Eu Wt May 2012A	2012/05/24	2012/05/31
15795	SGA Societe Generale Acceptance N.V. – HSBC Eu Wt May 2012 A	2012/05/24	2012/05/31
16767	SGA Societe Generale Acceptance N.V. – HSBC Eu Wt May 2012 C	2012/05/24	2012/05/31
15705	SGA Societe Generale Acceptance N.V. – HSI Eur Wt May 2012	2012/05/24	2012/05/31
15707	SGA Societe Generale Acceptance N.V. – HSI Eur Wt May 2012 A	2012/05/24	2012/05/31
14783	SGA Societe Generale Acceptance N.V. – Tencent Eu Wt May 12	2012/05/24	2012/05/31
16155	SGA Societe Generale Acceptance N.V. -HSI Eu Put Wt May 12 B	2012/05/24	2012/05/31
16845	SGA Societe Generale Acceptance N.V. -HSI Eu Put Wt May 12 C	2012/05/24	2012/05/31
15754	SGA Societe Generale Acceptance N.V. -HSI Eu Put Wt May 2012	2012/05/24	2012/05/31
15584	SGA Societe Generale Acceptance NV-Yanzhou Coal Eu Wt May 12	2012/05/24	2012/05/31
14472	Standard Chartered Bank – Agricultural Bk Euro Wts May 2012	2012/05/24	2012/05/31
16654	Standard Chartered Bank – HSI European Put Wts May 2012	2012/05/24	2012/05/31
15507	Standard Chartered Bank – HSI European Warrants May 2012	2012/05/24	2012/05/31
12804	Standard Chartered Bank – Sinopec Corp European Wts May 2012	2012/05/24	2012/05/31
14827	UBS AG – HSI European Put Warrants May 2012	2012/05/24	2012/05/31
16350	UBS AG – HSI European Put Warrants May 2012 D	2012/05/24	2012/05/31
16573	UBS AG – HSI European Put Warrants May 2012 E	2012/05/24	2012/05/31
16589	UBS AG – HSI European Put Warrants May 2012 F	2012/05/24	2012/05/31
14901	UBS AG – HSI European Warrants May 2012	2012/05/24	2012/05/31
15424	UBS AG – HSI European Warrants May 2012 A	2012/05/24	2012/05/31
15781	UBS AG – HSI European Warrants May 2012 B	2012/05/24	2012/05/31
15782	UBS AG – HSI European Warrants May 2012 C	2012/05/24	2012/05/31
16880	UBS AG – HSI European Warrants May 2012 G	2012/05/24	2012/05/31
15501	Citigroup Global Mkt H Inc. – Hutchison Euro Wts May 2012	2012/05/25	2012/06/01
16701	Credit Suisse AG – AIA European Put Warrants May 2012	2012/05/25	2012/06/01
16855	Credit Suisse AG – China Life European Warrants May 2012 B	2012/05/25	2012/06/01
16852	Credit Suisse AG – HSBC European Wts May 2012 A	2012/05/25	2012/06/01
16853	Credit Suisse AG – HSBC European Wts May 2012 B	2012/05/25	2012/06/01
15470	Credit Suisse AG – Yanzhou Coal European Warrants May 2012	2012/05/25	2012/06/01
16561	Goldman Sachs SP (Asia) – Hutchison European Wts May 2012	2012/05/25	2012/06/01
14195	KBC Fin Products Int'l Ltd. – CNBM European Put Wts May 2012	2012/05/25	2012/06/01
12783	Macquarie Bank Ltd. – Tencent European Put Warrants May 2012	2012/05/25	2012/06/01
15481	Nomura Int'l plc – BYD European Warrants May 2012	2012/05/25	2012/06/01
25674	Nomura Int'l plc – Cheung Kong European Warrants May 2012	2012/05/25	2012/06/01

List of expired derivative warrants, 2012 (continued)

Code	Warrant	Last trading date	Delisted date
15359	Nomura Int'l plc – China Life European Warrants May 2012	2012/05/25	2012/06/01
15482	Nomura Int'l plc – CPIC European Warrants May 2012	2012/05/25	2012/06/01
15476	Nomura Int'l plc – Tencent Holdings Euro Warrants May 2012	2012/05/25	2012/06/01
29112	Nomura Int'l plc – Zijin Mining European Warrants May 2012	2012/05/25	2012/06/01
29308	Standard Chartered Bank – HSBC European Warrants May 2012	2012/05/25	2012/06/01
26642	BNP Paribas Arbit Issu B.V. – HSBC European Wts Jun 2012	2012/05/28	2012/06/04
16518	Credit Suisse AG – AIA European Warrants Jun 2012	2012/05/28	2012/06/04
17125	Credit Suisse AG – Yanzhou Coal European Warrants Jun 2012 A	2012/05/28	2012/06/04
15262	Daiwa Capital Mkt – China Life European Put Wts Jun 2012	2012/05/28	2012/06/04
15268	Daiwa Capital Mkt – AIA European Put Warrants Jun 2012	2012/05/28	2012/06/04
16909	Daiwa Capital Mkt – CCB European Warrants Jun 2012 B	2012/05/28	2012/06/04
15316	Daiwa Capital Mkt – China Mobile European Warrants Jun 2012	2012/05/28	2012/06/04
16650	Daiwa Capital Mkt – China Mobile European Wts Jun 2012 A	2012/05/28	2012/06/04
16708	Daiwa Capital Mkt – HSBC European Warrants Jun 2012	2012/05/28	2012/06/04
15312	Daiwa Capital Mkt – Hutchison European Put Warrants Jun 2012	2012/05/28	2012/06/04
13629	J P Morgan SP BV – CM Bank European Warrants Jun 2012	2012/05/28	2012/06/04
14801	J P Morgan SP BV – Tencent European Warrants Jun 2012	2012/05/28	2012/06/04
14189	KBC Fin Products Int'l Ltd. – CITIC P European Wts Jun 2012	2012/05/28	2012/06/04
13875	KBC Fin Products Int'l Ltd. – CNOOC Euro Put Wts Jun 2012	2012/05/28	2012/06/04
14008	KBC Fin Products Int'l Ltd. – HSBC European Wts Jun 2012	2012/05/28	2012/06/04
11220	Macquarie Bank Ltd. – China Unicom European Wts Jun 2012	2012/05/28	2012/06/04
14884	Standard Chartered Bank – AIA European Warrants Jun 2012 A	2012/05/28	2012/06/04
12433	Standard Chartered Bank – CC Bank European Warrants Jun 2012	2012/05/28	2012/06/04
11298	Standard Chartered Bank – HSBC European Warrants Jun 2012	2012/05/28	2012/06/04
14270	Standard Chartered Bank–China Life European Wts Jun 2012	2012/05/28	2012/06/04
16406	UBS AG – China Life European Put Warrants Jun 2012	2012/05/28	2012/06/04
15061	Bank of East Asia – China Overseas Euro Warrants Jun 2012	2012/05/29	2012/06/05
15154	BNP Paribas Arbit Issu B.V. – Agricultural Bank Eu Wt Jun 12	2012/05/29	2012/06/05
28653	BNP Paribas Arbit Issu B.V. – Bank of EA European Wts Jun 12	2012/05/29	2012/06/05
14996	BNP Paribas Arbit Issu B.V. – BOCL European Wts Jun 2012	2012/05/29	2012/06/05
12627	BNP Paribas Arbit Issu B.V. – BYD European Warrants Jun 2012	2012/05/29	2012/06/05
12938	BNP Paribas Arbit Issu B.V. – CC Bank Euro Wts Jun 2012	2012/05/29	2012/06/05
15539	BNP Paribas Arbit Issu B.V. – CC Bank Euro Wts Jun 2012 A	2012/05/29	2012/06/05
14070	BNP Paribas Arbit Issu B.V. – Ch Rongsheng Euro Wt Jun 2012	2012/05/29	2012/06/05
15190	BNP Paribas Arbit Issu B.V. – Ch Shenhua Euro Wts Jun 2012	2012/05/29	2012/06/05
28854	BNP Paribas Arbit Issu B.V. – Cheung Kong Euro Wt Jun 2012	2012/05/29	2012/06/05
11640	BNP Paribas Arbit Issu B.V. – China Life Euro Wts Jun 2012	2012/05/29	2012/06/05
13813	BNP Paribas Arbit Issu B.V. – China Life Euro Wts Jun 2012 A	2012/05/29	2012/06/05
15540	BNP Paribas Arbit Issu B.V. – China Life Euro Wts Jun 2012 B	2012/05/29	2012/06/05
14962	BNP Paribas Arbit Issu B.V. – HSBC European Put Wts Jun 2012	2012/05/29	2012/06/05
14562	BNP Paribas Arbit Issu B.V. – HSBC European Wts Jun 2012 A	2012/05/29	2012/06/05
15538	BNP Paribas Arbit Issu B.V. – HSBC European Wts Jun 2012 B	2012/05/29	2012/06/05
14578	BNP Paribas Arbit Issu B.V. – ICBC European Wts Jun 2012 A	2012/05/29	2012/06/05
14995	BNP Paribas Arbit Issu B.V. – Minsheng Bk Euro Wts Jun 2012	2012/05/29	2012/06/05
15431	BNP Paribas Arbit Issu B.V. – Ping An European Wt Jun 2012	2012/05/29	2012/06/05
13740	BNP Paribas Arbit Issu B.V. – PWR Assets Euro Wts Jun 2012	2012/05/29	2012/06/05
12999	BNP Paribas Arbit Issu B.V. – Stanchart Euro Wts Jun 2012	2012/05/29	2012/06/05
23526	BNP Paribas Arbit Issu B.V. – Zijin Mining Euro Wts Jun 2012	2012/05/29	2012/06/05
14069	BNP Paribas Arbit Issu B.V. – ZTE European Warrants Jun 2012	2012/05/29	2012/06/05
29861	BNP Paribas Arbit Issu B.V. – Li Ning European Warrants Jun12	2012/05/29	2012/06/05
25813	BOCI Asia Ltd. – Cheung Kong European Warrants Jun 2012	2012/05/29	2012/06/05
14424	BOCI Asia Ltd. – China Life European Warrants Jun 2012	2012/05/29	2012/06/05
15578	BOCI Asia Ltd. – China Shenhua European Warrants Jun 2012	2012/05/29	2012/06/05
14316	CC Rabobank B.A. – Esprit European Warrants Jun 2012	2012/05/29	2012/06/05
28731	Citigroup Global Mkt H Inc. – Angang Steel European Wt Jun12	2012/05/29	2012/06/05
16646	Credit Suisse AG – BYD European Warrants Jun 2012	2012/05/29	2012/06/05
27728	Credit Suisse AG – Cheung Kong European Warrants Jun 2012	2012/05/29	2012/06/05
16854	Credit Suisse AG – Hutchison European Warrants Jun 2012 B	2012/05/29	2012/06/05
15967	Goldman Sachs SP (Asia) – AIA European Warrants Jun 2012	2012/05/29	2012/06/05
17030	Goldman Sachs SP (Asia) – Hutchison European Wts Jun 2012 A	2012/05/29	2012/06/05
15445	J P Morgan SP BV – HSBC European Warrants Jun 2012	2012/05/29	2012/06/05
13817	KBC Fin Products Int'l Ltd. – CK(H) Euro Put Wts Jun 2012	2012/05/29	2012/06/05
13007	Macquarie Bank Ltd. – Agile Ppt European Warrants Jun 2012	2012/05/29	2012/06/05
15195	Macquarie Bank Ltd. – Agricultural Bk Euro Put Wt Jun 2012	2012/05/29	2012/06/05
15636	Macquarie Bank Ltd. – BankComm European Warrants Jun 2012	2012/05/29	2012/06/05
12612	Macquarie Bank Ltd. – BOCHK European Warrants Jun 2012	2012/05/29	2012/06/05
16361	Macquarie Bank Ltd. – BOCL European Warrants Jun 2012	2012/05/29	2012/06/05
14916	Macquarie Bank Ltd. – CHALCO European Warrants Jun 2012	2012/05/29	2012/06/05
25349	Macquarie Bank Ltd. – Cheung Kong European Warrants Jun 2012	2012/05/29	2012/06/05
26316	Macquarie Bank Ltd. – China Bluechem European Warrants Jun12	2012/05/29	2012/06/05
15094	Macquarie Bank Ltd. – China Life European Wts Jun 2012	2012/05/29	2012/06/05
16946	Macquarie Bank Ltd. – China Life European Wts Jun 2012 A	2012/05/29	2012/06/05
15072	Macquarie Bank Ltd. – China Mobile European Wts Jun 2012	2012/05/29	2012/06/05
15073	Macquarie Bank Ltd. – China Tel European Warrants Jun 2012	2012/05/29	2012/06/05
13902	Macquarie Bank Ltd. – CM Bank European Warrants Jun 2012	2012/05/29	2012/06/05
14427	Macquarie Bank Ltd. – Esprit European Warrants Jun 2012	2012/05/29	2012/06/05
14676	Macquarie Bank Ltd. – Galaxy Ent European Warrants Jun 2012	2012/05/29	2012/06/05
15518	Macquarie Bank Ltd. – Henderson Land Dev Euro Wts Jun 2012	2012/05/29	2012/06/05
15278	Macquarie Bank Ltd. – HSBC European Warrants Jun 2012	2012/05/29	2012/06/05
15442	Macquarie Bank Ltd. – Huaneng Power European Wts Jun 2012	2012/05/29	2012/06/05
15196	Macquarie Bank Ltd. – ICBC European Put Warrants Jun 2012	2012/05/29	2012/06/05
13607	Macquarie Bank Ltd. – Melco Int'l Dev European Wts Jun 2012	2012/05/29	2012/06/05
14185	Macquarie Bank Ltd. – Tencent European Put Warrants Jun 2012	2012/05/29	2012/06/05
14679	Macquarie Bank Ltd. – Tencent European Warrants Jun 2012	2012/05/29	2012/06/05
14984	Macquarie Bank Ltd. – Tencent European Warrants Jun 2012 A	2012/05/29	2012/06/05
15035	Macquarie Bank Ltd. – Yanzhou Coal European Wts Jun 2012	2012/05/29	2012/06/05
15033	Macquarie Bank Ltd. – Zijin Mining European Wts Jun 2012	2012/05/29	2012/06/05

List of expired derivative warrants, 2012 (continued)

Code	Warrant	Last trading date	Delisted date
13700	Merrill Lynch Int'l & Co. C.V. – CK(H) European Wts Jun 2012	2012/05/29	2012/06/05
17088	Merrill Lynch Int'l & Co. C.V. –Hutchison Eu Put Wt Jun 2012	2012/05/29	2012/06/05
15635	SGA Societe Generale Acceptance N.V. – BOCOM Eur Wt Jun 2012	2012/05/29	2012/06/05
15611	SGA Societe Generale Acceptance N.V. – BYD Eu Wt Jun 2012	2012/05/29	2012/06/05
15634	SGA Societe Generale Acceptance N.V. – CHALCO Eu Wt Jun 2012	2012/05/29	2012/06/05
15631	SGA Societe Generale Acceptance N.V. – CITBK Eu Wt Jun 2012	2012/05/29	2012/06/05
15615	SGA Societe Generale Acceptance N.V. – CRail Eu Wt Jun 2012	2012/05/29	2012/06/05
15618	SGA Societe Generale Acceptance N.V. – Foxconn Eu Wt Jun2012	2012/05/29	2012/06/05
13422	SGA Societe Generale Acceptance N.V. – HKEx Eu Wt Jun 2012 C	2012/05/29	2012/06/05
15819	SGA Societe Generale Acceptance N.V. –CPIC Euro Wts Jun 2012	2012/05/29	2012/06/05
15613	SGA Societe Generale Acceptance N.V-Chi COSCO Eu Wt Jun 2012	2012/05/29	2012/06/05
15619	SGA Societe Generale Acceptance NV-HuanengPower Eu Wt Jun 12	2012/05/29	2012/06/05
28523	SGA Societe Generale Acceptance NV-Zijin Mining Eu Wt Jun 12	2012/05/29	2012/06/05
15621	SGA Societe Generale Acceptance NV-Zijin Mining Eu Wt Jun12A	2012/05/29	2012/06/05
28013	Standard Chartered Bank – Cheung Kong European Wts Jun 2012	2012/05/29	2012/06/05
25778	UBS AG – Cheung Kong European Warrants Jun 2012	2012/05/29	2012/06/05
16527	UBS AG – China Life European Warrants Jun 2012 B	2012/05/29	2012/06/05
16532	UBS AG – Tencent Holdings European Put Warrants Jun 2012	2012/05/29	2012/06/05
15405	BOCI Asia Ltd. – China Life European Warrants Jun 2012 A	2012/05/30	2012/06/06
15287	Daiwa Capital Mkt – China Life European Warrants Jun 2012	2012/05/30	2012/06/06
10119	BNP Paribas Arbit Issu B.V. – Gold European Put Wts Jun 2012	2012/05/31	2012/06/07
10023	BNP Paribas Arbit Issu B.V. – Gold European Warrants Jun 12	2012/05/31	2012/06/07
15528	CC Rabobank B.A. – HKEx European Warrants Jun 2012 A	2012/05/31	2012/06/07
14745	J P Morgan SP BV – HKEx European Warrants Jun 2012	2012/05/31	2012/06/07
13501	KBC Fin Products Int'l Ltd. – CNBM European Put Wts Jun 2012	2012/05/31	2012/06/07
15085	Macquarie Bank Ltd. – HKEx European Warrants Jun 2012	2012/05/31	2012/06/07
25358	Macquarie Bank Ltd. -Sino Ocean Land European Warrants Jun12	2012/05/31	2012/06/07
15475	Nomura Int'l plc – HKEx European Warrants Jun 2012 A	2012/05/31	2012/06/07
13729	RB of Scotland N.V. – Cheung Kong European Warrants Jun 2012	2012/05/31	2012/06/07
16146	SGA Societe Generale Acceptance N.V. – AIA Euro Wt Jun 2012	2012/05/31	2012/06/07
25666	SGA Societe Generale Acceptance N.V. – CK(H) Eu Wt Jun 2012	2012/05/31	2012/06/07
15375	SGA Societe Generale Acceptance N.V. – CLife Eu Wt Jun 2012	2012/05/31	2012/06/07
16325	Standard Chartered Bank – ICBC European Warrants Jun 2012	2012/05/31	2012/06/07
16658	UBS AG – CC Bank European Warrants Jun 2012 A	2012/05/31	2012/06/07
14727	UBS AG – HKEx European Warrants Jun 2012	2012/05/31	2012/06/07
15063	Bank of East Asia – ICBC European Put Warrants Jun 2012	2012/06/04	2012/06/11
15532	Citigroup Global Mkt H Inc. – SJM Holdings Euro Wt Jun 2012	2012/06/04	2012/06/11
16930	Credit Suisse AG – PetroChina European Warrants Jun 2012	2012/06/04	2012/06/11
15928	Goldman Sachs SP (Asia) – CC Bank European Wts Jun 2012	2012/06/04	2012/06/11
13116	HK Bank – Belle Int'l European Warrants Jun 2012	2012/06/04	2012/06/11
13037	HK Bank – CM Bank European Warrants Jun 2012	2012/06/04	2012/06/11
13684	HK Bank – SJM Holdings European Warrants Jun 2012	2012/06/04	2012/06/11
13769	J P Morgan SP BV – Esprit European Wts Jun 2012	2012/06/04	2012/06/11
16497	Macquarie Bank Ltd. – PetroChina European Wts Jun 2012	2012/06/04	2012/06/11
25539	Barclays Bank plc – Cheung Kong European Warrants Jun 2012	2012/06/05	2012/06/12
16882	BOCI Asia Ltd. – Ping An European Warrants Jun 2012	2012/06/05	2012/06/12
15950	Citigroup Global Mkt H Inc. – Belle Int'l Euro Wts Jun 2012	2012/06/05	2012/06/12
14640	Citigroup Global Mkt H Inc. – GCL-Poly Energy Eu Wt Jun 2012	2012/06/05	2012/06/12
14392	Citigroup Global Mkt H Inc. – HKEx European Put Wts Jun 2012	2012/06/05	2012/06/12
15881	Citigroup Global Mkt H Inc. – Ping An Euro Wts Jun 2012	2012/06/05	2012/06/12
15949	Citigroup Global Mkt H Inc. -Yanzhou Coal Euro Wt Jun 2012	2012/06/05	2012/06/12
15665	Credit Suisse AG – China Shenhua European Warrants Jun 2012	2012/06/05	2012/06/12
14896	Credit Suisse AG – CNOOC European Put Warrants Jun 2012	2012/06/05	2012/06/12
14894	Credit Suisse AG – HKEx European Warrants Jun 2012 A	2012/06/05	2012/06/12
15664	Credit Suisse AG – Ping An European Warrants Jun 2012 A	2012/06/05	2012/06/12
16311	Daiwa Capital Mkt – Hutchison European Warrants Jun 2012	2012/06/05	2012/06/12
17254	Goldman Sachs SP (Asia) – China Life Euro Wts Jun 2012 B	2012/06/05	2012/06/12
17029	Goldman Sachs SP (Asia) – HSBC European Warrants Jun 2012	2012/06/05	2012/06/12
15966	Goldman Sachs SP (Asia) – Hutchison European Wts Jun 2012	2012/06/05	2012/06/12
16320	HK Bank – China Mobile European Warrants Jun 2012 B	2012/06/05	2012/06/12
17084	Merrill Lynch Int'l & Co. C.V. – Ch Mobile Eur Wt Jun 2012	2012/06/05	2012/06/12
14388	Merrill Lynch Int'l & Co. C.V. – HKEx Eur Put Wts Jun 2012	2012/06/05	2012/06/12
25437	Merrill Lynch Int'l & Co. C.V. – HKEx Euro Wts Jun 2012	2012/06/05	2012/06/12
25026	Merrill Lynch Int'l & Co. C.V. – Ping An Euro Put Wts Jun 12	2012/06/05	2012/06/12
12831	Merrill Lynch Int'l & Co. C.V.-CK(H) Euro Put Warrants Jun12	2012/06/05	2012/06/12
11475	Nomura Int'l plc – CNOOC European Warrants Jun 2012	2012/06/05	2012/06/12
13306	RB of Scotland N.V. – CHALCO European Warrants Oct 2013	2012/06/11	2012/06/12
10049	RB of Scotland N.V. – Gold European Warrants Jun 2012	2012/06/11	2012/06/12
13937	RB of Scotland N.V. – HKEx European Warrants Oct 2012	2012/06/11	2012/06/12
13199	RB of Scotland N.V. – PetroChina European Warrants Dec 2012	2012/06/11	2012/06/12
15495	SGA Societe Generale Acceptance N.V. – CCB Eur Wt Jun 2012	2012/06/05	2012/06/12
16948	SGA Societe Generale Acceptance N.V. – Ch Mob Eu Wt Jun 12A	2012/06/05	2012/06/12
15157	UBS AG – China Mobile European Warrants Jun 2012 A	2012/06/05	2012/06/12
15608	UBS AG – China Mobile European Warrants Jun 2012 B	2012/06/05	2012/06/12
16515	UBS AG – China Mobile European Warrants Jun 2012 C	2012/06/05	2012/06/12
15171	UBS AG – China Shenhua European Warrants Jun 2012	2012/06/05	2012/06/12
14934	UBS AG – HKEx European Warrants Jun 2012 A	2012/06/05	2012/06/12
15542	UBS AG – HSBC European Warrants Jun 2012 A	2012/06/05	2012/06/12
15609	UBS AG – HSBC European Warrants Jun 2012 B	2012/06/05	2012/06/12
15166	UBS AG – Hutchison European Warrants Jun 2012	2012/06/05	2012/06/12
14906	UBS AG – Jiangxi Copper European Warrants Jun 2012	2012/06/05	2012/06/12
15545	UBS AG – Ping An European Warrants Jun 2012 A	2012/06/05	2012/06/12
16703	UBS AG – Tencent Holdings European Put Warrants Jun 2012 C	2012/06/05	2012/06/12
15517	UBS AG – Tencent Holdings European Warrants Jun 2012 A	2012/06/05	2012/06/12
10122	BNP Paribas Arbit Issu B.V. – AUD/USD Euro Put Wts Jun 2012	2012/06/06	2012/06/13
10142	BNP Paribas Arbit Issu B.V. – EUR/USD Euro Put Wts Jun 2012	2012/06/06	2012/06/13
10121	BNP Paribas Arbit Issu B.V. -AUD/USD European Wts Jun 2012	2012/06/06	2012/06/13

List of expired derivative warrants, 2012 (continued)

Code	Warrant	Last trading date	Delisted date
10141	BNP Paribas Arbit Issu B.V. -EUR/USD European Wts Jun 2012	2012/06/06	2012/06/13
13932	RB of Scotland N.V. – China Life European Wts Jun 2012	2012/06/06	2012/06/13
14154	RB of Scotland N.V. – CNOOC European Put Warrants Jun 2012	2012/06/06	2012/06/13
14468	HK Bank – CC Bank European Warrants Jun 2012	2012/06/07	2012/06/14
15779	Macquarie Bank Ltd. – Lonking European Warrants Jun 2012	2012/06/07	2012/06/14
14740	SGA Societe Generale Acceptance N.V. – CMB Euro Wts Jun 2012	2012/06/07	2012/06/14
14478	SGA Societe Generale Acceptance N.V. – HKEx Eu Wt Jun 2012 D	2012/06/07	2012/06/14
16145	SGA Societe Generale Acceptance N.V. – JIANG Eu Wts Jun 2012	2012/06/07	2012/06/14
16259	SGA Societe Generale Acceptance N.V. – Petch Eu Wt Jun 2012	2012/06/07	2012/06/14
15229	Daiwa Capital Mkt – AIA European Warrants Jun 2012	2012/06/11	2012/06/18
15321	Daiwa Capital Mkt – BOCL European Put Warrants Jun 2012	2012/06/11	2012/06/18
16312	Daiwa Capital Mkt – Tencent Holdings European Wts Jun 2012	2012/06/11	2012/06/18
13367	HK Bank – Anhui Conch European Warrants Jun 2012	2012/06/11	2012/06/18
15137	HK Bank – China Shenhua European Warrants Jun 2012	2012/06/11	2012/06/18
15386	HK Bank – Jiangxi Copper European Warrants Jun 2012	2012/06/11	2012/06/18
15234	HK Bank – SJM Holdings European Warrants Jun 2012 A	2012/06/11	2012/06/18
13040	HK Bank – SkyworthDig European Warrants Jun 2012	2012/06/11	2012/06/18
13365	Macquarie Bank Ltd. – Li & Fung European Warrants Jun 2012	2012/06/11	2012/06/18
13586	Merrill Lynch Int'l & Co. C.V. – Li & Fung Euro Wts Jun 2012	2012/06/11	2012/06/18
10117	RB of Scotland N.V. – DJIA European Put Warrants Jun 2012	2012/06/11	2012/06/18
10116	RB of Scotland N.V. – DJIA European Warrants Jun 2012	2012/06/11	2012/06/18
15466	Standard Chartered Bank -PetroChina European Wts Jun 2012	2012/06/11	2012/06/18
24175	Barclays Bank plc – China Mobile European Wts Jun 2012	2012/06/12	2012/06/19
12310	Barclays Bank plc – China Overseas European Wts Jun 2012	2012/06/12	2012/06/19
14423	BOCI Asia Ltd. – Belle Int'l European Warrants Jun 2012	2012/06/12	2012/06/19
15047	CC Rabobank B.A. – AIA European Put Warrants Jun 2012	2012/06/12	2012/06/19
14586	CC Rabobank B.A. – AIA European Warrants Jun 2012	2012/06/12	2012/06/19
15031	CC Rabobank B.A. – AIA European Warrants Jun 2012 A	2012/06/12	2012/06/19
15785	CC Rabobank B.A. – Anhui Conch European Warrants Jun 2012	2012/06/12	2012/06/19
15701	CC Rabobank B.A. – Ch Mobile European Warrants Jun 2012	2012/06/12	2012/06/19
15646	CC Rabobank B.A. – Cheung Kong European Warrants Jun 2012	2012/06/12	2012/06/19
15420	CC Rabobank B.A. – CSR Times European Warrants Jun 2012	2012/06/12	2012/06/19
14085	CC Rabobank B.A. – HKEx European Put Warrants Jun 2012	2012/06/12	2012/06/19
14093	CC Rabobank B.A. – HKEx European Warrants Jun 2012	2012/06/12	2012/06/19
15697	CC Rabobank B.A. – PetroChina European Warrants Jun 2012	2012/06/12	2012/06/19
14587	CC Rabobank B.A. – Tencent Holdings European Put Wt Jun 2012	2012/06/12	2012/06/19
15422	CC Rabobank B.A. – Tencent Holdings European Wts Jun 2012	2012/06/12	2012/06/19
15523	CC Rabobank B.A. – Want Want China European Wts Jun 2012	2012/06/12	2012/06/19
14649	CC Rabobank B.A. – Zijin Mining European Warrants Jun 2012	2012/06/12	2012/06/19
13332	Citigroup Global Mkt H Inc. – Li & Fung European Wt Jun 2012	2012/06/12	2012/06/19
17471	Credit Suisse AG – China Mobile European Warrants Jun 2012 B	2012/06/12	2012/06/19
14568	Credit Suisse AG – HKEx European Warrants Jun 2012	2012/06/12	2012/06/19
15666	Credit Suisse AG – Jiangxi Copper European Wts Jun 2012	2012/06/12	2012/06/19
16470	Daiwa Capital Mkt – China Life European Warrants Jun 2012 A	2012/06/12	2012/06/19
16297	Daiwa Capital Mkt -Agricultural Bank European Wts Jun 2012	2012/06/12	2012/06/19
15831	Goldman Sachs SP (Asia) – A50 China Euro Put Wts Jun 2012	2012/06/12	2012/06/19
16002	Goldman Sachs SP (Asia) – CNOOC European Warrants Jun 2012	2012/06/12	2012/06/19
13014	HK Bank – AIA European Warrants Jun 2012	2012/06/12	2012/06/19
24314	HK Bank – China Mobile European Warrants Jun 2012	2012/06/12	2012/06/19
24316	J P Morgan SP BV – China Mob European Wts Jun 2012	2012/06/12	2012/06/19
14167	J P Morgan SP BV – CNBM European Warrants Jun 2012	2012/06/12	2012/06/19
16110	J P Morgan SP BV – CNOOC European Warrants Jun 2012	2012/06/12	2012/06/19
27792	J P Morgan SP BV – Henganintl European Warrants Jun 2012 B	2012/06/12	2012/06/19
13847	J P Morgan SP BV – HKEx European Put Wts Jun 2012	2012/06/12	2012/06/19
15458	J P Morgan SP BV – Ping An European Warrants Jun 2012 A	2012/06/12	2012/06/19
14174	J P Morgan SP BV – Zhaojin Mining European Warrants Jun 2012	2012/06/12	2012/06/19
13461	KBC Fin Products Int'l Ltd. – Belle European Wts Jun 2012	2012/06/12	2012/06/19
14449	KBC Fin Products Int'l Ltd. – CNOOC Euro Put Wts Jun 2012 A	2012/06/12	2012/06/19
14426	Macquarie Bank Ltd. – CNBM European Warrants Jun 2012	2012/06/12	2012/06/19
15853	Macquarie Bank Ltd. – Henganintl European Warrants Jun 2012	2012/06/12	2012/06/19
14536	Macquarie Bank Ltd. – Yurun Food European Warrants Jun 2012	2012/06/12	2012/06/19
15851	Macquarie Bank Ltd. – ZTE European Warrants Jun 2012	2012/06/12	2012/06/19
15852	Macquarie Bank Ltd-Skyworth Digital European Wts Jun 2012	2012/06/12	2012/06/19
12829	Merrill Lynch Int'l & Co. C.V. – Hutchison Euro Wts Jun 2012	2012/06/12	2012/06/19
15743	Nomura Int'l plc – Ch Com Service European Warrants Jun 2012	2012/06/12	2012/06/19
15741	Nomura Int'l plc – China Mer Hold European Warrants Jun 2012	2012/06/12	2012/06/19
14286	Nomura Int'l plc – HKEx European Warrants Jun 2012	2012/06/12	2012/06/19
15746	Nomura Int'l plc – L'Occitane European Warrants Jun 2012	2012/06/12	2012/06/19
24307	RB of Scotland N.V. – China Mobile European Wts Jun 2012	2012/06/12	2012/06/19
14055	RB of Scotland N.V. – China Shenhua European Wts Jun 2012	2012/06/12	2012/06/19
14057	RB of Scotland N.V. – Jiangxi Copper European Wts Jun 2012	2012/06/12	2012/06/19
15797	SGA Societe Generale Acceptance N.V. – CLife Eu Wt Jun 2012A	2012/06/12	2012/06/19
16258	SGA Societe Generale Acceptance N.V. – CP&CC Eu Wt Jun 2012A	2012/06/12	2012/06/19
14526	Standard Chartered Bank – BOCL European Put Wts Jun 2012	2012/06/12	2012/06/19
14685	Standard Chartered Bank – CNOOC European Warrants Jun 2012	2012/06/12	2012/06/19
16678	UBS AG – BYD European Warrants Jun 2012	2012/06/12	2012/06/19
11116	UBS AG – CNOOC European Warrants Jun 2012	2012/06/12	2012/06/19
14924	UBS AG – CNOOC European Warrants Jun 2012 A	2012/06/12	2012/06/19
15173	UBS AG – CPIC European Warrants Jun 2012	2012/06/12	2012/06/19
15181	UBS AG – HKEx European Warrants Jun 2012 B	2012/06/12	2012/06/19
15135	UBS AG – HSBC European Warrants Jun 2012	2012/06/12	2012/06/19
15585	UBS AG – Hutchison European Warrants Jun 2012 B	2012/06/12	2012/06/19
16112	UBS AG – Jiangxi Copper European Warrants Jun 2012 B	2012/06/12	2012/06/19
15083	UBS AG – Ping An European Warrants Jun 2012	2012/06/12	2012/06/19
15543	UBS AG – Yanzhou Coal European Wts Jun 2012	2012/06/12	2012/06/19
15884	Citigroup Global Mkt H Inc. – Jiangxi Copper Eur Wt Jun 2012	2012/06/13	2012/06/20
27587	BNP Paribas Arbit Issu B.V. -Alibaba European Warrants Nov12	2012/06/20	2012/06/21

List of expired derivative warrants, 2012 (continued)

Code	Warrant	Last trading date	Delisted date
12671	BNP Paribas Arbit Issu B.V. -Alibaba European Wts Oct 2012	2012/06/20	2012/06/21
13166	CC Rabobank B.A. – Alibaba European Warrants Jun 2012	2012/06/20	2012/06/21
14091	CC Rabobank B.A. – Alibaba European Warrants Jun 2012 A	2012/06/20	2012/06/21
16813	Citigroup Global Mkt H Inc. – Hutchison Euro Wts Jun 2012	2012/06/14	2012/06/21
13133	Citigroup Global Mkt H Inc.-Alibaba Euro Warrants Jun 2012	2012/06/20	2012/06/21
13836	Citigroup Global Mkt H Inc.-Alibaba Euro Warrants Jun 2012 A	2012/06/20	2012/06/21
16907	Daiwa Capital Mkt – Sinopec Corp European Warrants Jun 2012	2012/06/14	2012/06/21
12784	HK Bank – Alibaba European Warrants Dec 2012	2012/06/20	2012/06/21
14601	HK Bank – Esprit European Warrants Jun 2012	2012/06/14	2012/06/21
15596	HK Bank – ICBC European Warrants Jun 2012	2012/06/14	2012/06/21
16395	HK Bank – ICBC European Warrants Jun 2012 A	2012/06/14	2012/06/21
12961	J P Morgan SP BV – Alibaba European Warrants Jul 2012	2012/06/20	2012/06/21
29503	J P Morgan SP BV – Cheung Kong European Warrants Oct 2012	2012/06/20	2012/06/21
15878	Macquarie Bank Ltd. – Alibaba European Warrants May 2013	2012/06/20	2012/06/21
15750	Nomura Int'l plc – Alibaba European Warrants May 2013	2012/06/20	2012/06/21
15897	SGA Societe Generale Acceptance N.V. – AGBK Eu Wt Jun 2012	2012/06/14	2012/06/21
15633	SGA Societe Generale Acceptance N.V. – Li & Fung Eu Wt Jun12	2012/06/14	2012/06/21
15887	SGA Societe Generale Acceptance N.V. -Ping An Eu Wt Jun 2012	2012/06/14	2012/06/21
15886	SGA Societe Generale Acceptance N.V-Anhui Conch Eu Wt Jun 12	2012/06/14	2012/06/21
16462	UBS AG – ICBC European Warrants Jun 2012 B	2012/06/14	2012/06/21
24478	BNP Paribas Arbit Issu B.V. – ICBC European Wts Jun 2012	2012/06/15	2012/06/22
15723	CC Rabobank B.A. – BOC HK European Warrants Jun 2012 A	2012/06/15	2012/06/22
15951	Citigroup Global Mkt H Inc. – BOC HK European Wts Jun 2012	2012/06/15	2012/06/22
16127	Goldman Sachs SP (Asia) – China Life Euro Wts Jun 2012 A	2012/06/15	2012/06/22
16195	Goldman Sachs SP (Asia) – JIANC European Warrants Jun 2012	2012/06/15	2012/06/22
15995	Nomura Int'l plc – BOC HK European Warrants Jun 2012	2012/06/15	2012/06/22
15958	UBS AG – China Life European Warrants Jun 2012 A	2012/06/15	2012/06/22
13622	Bank of East Asia – CITIC Pacific European Warrants Jun 2012	2012/06/18	2012/06/25
12985	Bank of East Asia – Li & Fung European Warrants Jun 2012	2012/06/18	2012/06/25
15455	Bank of East Asia – Tencent Holdings European Wts Jun 2012	2012/06/18	2012/06/25
15059	Bank of East Asia – Yanzhou Coal European Warrants Jun 2012	2012/06/18	2012/06/25
26214	Citigroup Global Mkt H Inc. – Henganintl European Wts Jun12B	2012/06/18	2012/06/25
15335	Daiwa Capital Mkt – BOC HK European Warrants Jun 2012	2012/06/18	2012/06/25
16469	Daiwa Capital Mkt – CCB European Warrants Jun 2012 A	2012/06/18	2012/06/25
13115	HK Bank – Agile Ppt European Warrants Jun 2012	2012/06/18	2012/06/25
16041	HK Bank – Agricultural Bank European Warrants Jun 2012	2012/06/18	2012/06/25
15838	HK Bank – BOC HK European Warrants Jun 2012	2012/06/18	2012/06/25
15788	HK Bank – SHK Ppt European Warrants Jun 2012	2012/06/18	2012/06/25
15208	Macquarie Bank Ltd. – BOCHK European Warrants Jun 2012 A	2012/06/18	2012/06/25
15946	Macquarie Bank Ltd. – Ch LongYuan European Warrants Jun 2012	2012/06/18	2012/06/25
15945	Macquarie Bank Ltd. – Sh Electric European Warrants Jun 2012	2012/06/18	2012/06/25
15364	UBS AG – BOC HK European Warrants Jun 2012	2012/06/18	2012/06/25
24679	Barclays Bank plc – ICBC European Warrants Jun 2012	2012/06/19	2012/06/26
15930	BOCI Asia Ltd. – CNOOC European Put Warrants Jun 2012	2012/06/19	2012/06/26
15554	CC Rabobank B.A. – Galaxy Ent European Warrants Jun 2012	2012/06/19	2012/06/26
15556	CC Rabobank B.A. – MGM China European Warrants Jun 2012	2012/06/19	2012/06/26
15787	CC Rabobank B.A. – Sands China European Warrants Jun 2012	2012/06/19	2012/06/26
15880	Citigroup Global Mkt H Inc. – BankComm Euro Wts Jun 2012	2012/06/19	2012/06/26
15955	Citigroup Global Mkt H Inc. – Evergrande Euro Wts Jun 2012	2012/06/19	2012/06/26
24370	Citigroup Global Mkt H Inc. – Henganintl European Wts Jun12A	2012/06/19	2012/06/26
15882	Citigroup Global Mkt H Inc. – Lenovo European Wts Jun 2012	2012/06/19	2012/06/26
15956	Citigroup Global Mkt H Inc. – SPDR Gold T Euro Wts Jun 2012	2012/06/19	2012/06/26
15954	Citigroup Global Mkt H Inc. – Zijin Mining Euro Wts Jun 2012	2012/06/19	2012/06/26
15953	Citigroup Global Mkt H Inc. – ZTE European Warrants Jun 2012	2012/06/19	2012/06/26
16096	Credit Suisse AG – Agricultural Bank European Wts Jun 2012	2012/06/19	2012/06/26
16097	Credit Suisse AG – Agricultural Bank European Wts Jun 2012 A	2012/06/19	2012/06/26
16102	Credit Suisse AG – BOC HK European Warrants Jun 2012	2012/06/19	2012/06/26
16104	Credit Suisse AG – BOCL European Warrants Jun 2012	2012/06/19	2012/06/26
16379	Credit Suisse AG – Ch Overseas European Warrants Jun 2012	2012/06/19	2012/06/26
16056	Credit Suisse AG – CNOOC European Warrants Jun 2012	2012/06/19	2012/06/26
16207	Credit Suisse AG – Hutchison European Warrants Jun 2012	2012/06/19	2012/06/26
16100	Credit Suisse AG – ICBC European Warrants Jun 2012	2012/06/19	2012/06/26
16204	Credit Suisse AG – ICBC European Warrants Jun 2012 A	2012/06/19	2012/06/26
16500	Credit Suisse AG – Jiangxi Copper European Wts Jun 2012 A	2012/06/19	2012/06/26
27686	Credit Suisse AG – Ping An European Warrants Jun 2012	2012/06/19	2012/06/26
15595	Credit Suisse AG – Yanzhou Coal European Warrants Jun 2012	2012/06/19	2012/06/26
15968	Goldman Sachs SP (Asia) – BOC HK European Warrants Jun 2012	2012/06/19	2012/06/26
16089	Goldman Sachs SP (Asia) – Cheung Kong European Wts Jun 2012	2012/06/19	2012/06/26
15811	Goldman Sachs SP (Asia) – China Life Euro Wts Jun 2012	2012/06/19	2012/06/26
17326	Goldman Sachs SP (Asia) – CNOOC European Put Wts Jun 2012 A	2012/06/19	2012/06/26
16672	Goldman Sachs SP (Asia) – Ping An European Warrants Jun 2012	2012/06/19	2012/06/26
16197	Goldman Sachs SP (Asia) -Tencent European Wt Jun 2012	2012/06/19	2012/06/26
14168	J P Morgan SP BV – China Comservice European Wts Jun 2012	2012/06/19	2012/06/26
11158	J P Morgan SP BV – New World Dev European Warrants Jun 2012	2012/06/19	2012/06/26
15444	J P Morgan SP BV – Tencent European Warrants Jun 2012 A	2012/06/19	2012/06/26
13846	J P Morgan SP BV – Yanzhou Coal European Warrants Jun 2012	2012/06/19	2012/06/26
14461	Merrill Lynch Int'l & Co. C.V. – Ch Life Eur Put Wt Jun 2012	2012/06/19	2012/06/26
12997	Merrill Lynch Int'l & Co. C.V. – ChiUnicom Eu Put Wt Jun2012	2012/06/19	2012/06/26
16761	Merrill Lynch Int'l & Co. C.V. – ChiUnicom Euro Wts Jun 2012	2012/06/19	2012/06/26
13896	Merrill Lynch Int'l & Co. C.V. – CNOOC European Wts Jun 2012	2012/06/19	2012/06/26
16860	Merrill Lynch Int'l & Co. C.V. – Hutchison Eur Wt Jun 2012 A	2012/06/19	2012/06/26
15960	Merrill Lynch Int'l & Co. C.V. – PetroChina Eu Wt Jun 2012	2012/06/19	2012/06/26
16766	Merrill Lynch Int'l & Co. C.V. – Tencent Eur Put Wt Jun 2012	2012/06/19	2012/06/26
15744	Nomura Int'l plc – C Transmission European Warrants Jun 2012	2012/06/19	2012/06/26
15742	Nomura Int'l plc – Tingyi European Warrants Jun 2012	2012/06/19	2012/06/26
11767	Nomura Int'l plc – Xinyi Glass European Warrants Jun 2012	2012/06/19	2012/06/26
13305	RB of Scotland N.V. – BYD European Warrants Jun 2012	2012/06/19	2012/06/26

List of expired derivative warrants, 2012 (continued)

Code	Warrant	Last trading date	Delisted date
10124	RB of Scotland N.V. – Gold European Put Warrants Jun 2012	2012/06/19	2012/06/26
10123	RB of Scotland N.V. – Gold European Warrants Jun 2012	2012/06/19	2012/06/26
10129	RB of Scotland N.V. – Gold European Warrants Jun 2012 A	2012/06/19	2012/06/26
16152	SGA Societe Generale Acceptance N.V. – Ch Mob Eu Wt Jun 2012	2012/06/19	2012/06/26
25127	SGA Societe Generale Acceptance N.V. – HKEx Eu Wt Jun 2012 A	2012/06/19	2012/06/26
26011	SGA Societe Generale Acceptance N.V. – HKEx Eu Wt Jun 2012 B	2012/06/19	2012/06/26
16153	SGA Societe Generale Acceptance N.V. – HSBC Eu Wt Jun 2012	2012/06/19	2012/06/26
16276	SGA Societe Generale Acceptance N.V. –Tencent Eu Wt Jun 2012	2012/06/19	2012/06/26
15614	SGA Societe Generale Acceptance N.V.-Ch Overseas Eu Wt Jun12A	2012/06/19	2012/06/26
16411	Standard Chartered Bank – A50 China Euro Warrants Jun 2012	2012/06/19	2012/06/26
14689	Standard Chartered Bank – AIA European Warrants Jun 2012	2012/06/19	2012/06/26
15280	Standard Chartered Bank – China Mobile Euro Wts Jun 2012	2012/06/19	2012/06/26
15896	Standard Chartered Bank – SHK P European Warrants Jun 2012	2012/06/19	2012/06/26
15938	UBS AG – Agricultural Bank European Warrants Jun 2012	2012/06/19	2012/06/26
16278	UBS AG – AIA European Warrants Jun 2012	2012/06/19	2012/06/26
15490	UBS AG – Anhui Conch European Warrants Jun 2012	2012/06/19	2012/06/26
15546	UBS AG – BankComm European Warrants Jun 2012	2012/06/19	2012/06/26
16068	UBS AG – BOCL European Warrants Jun 2012	2012/06/19	2012/06/26
15471	UBS AG – China Life European Warrants Jun 2012	2012/06/19	2012/06/26
23164	UBS AG – China Mobile European Warrants Jun 2012	2012/06/19	2012/06/26
16898	UBS AG – China Mobile European Warrants Jun 2012 D	2012/06/19	2012/06/26
15489	UBS AG – China Overseas European Warrants Jun 2012	2012/06/19	2012/06/26
16407	UBS AG – China Unicom European Put Warrants Jun 2012	2012/06/19	2012/06/26
15905	UBS AG – CNOOC European Warrants Jun 2012 B	2012/06/19	2012/06/26
15547	UBS AG – Evergrande European Warrants Jun 2012	2012/06/19	2012/06/26
16065	UBS AG – HSBC European Warrants Jun 2012 C	2012/06/19	2012/06/26
15409	UBS AG – Hutchison European Warrants Jun 2012 A	2012/06/19	2012/06/26
16352	UBS AG – ICBC European Warrants Jun 2012 A	2012/06/19	2012/06/26
15167	UBS AG – Jiangxi Copper European Warrants Jun 2012 A	2012/06/19	2012/06/26
15296	UBS AG – Sinopec Corp European Warrants Jun 2012	2012/06/19	2012/06/26
16526	UBS AG – Sinopec Corp European Warrants Jun 2012 B	2012/06/19	2012/06/26
15348	UBS AG – Tencent Holdings European Warrants Jun 2012	2012/06/19	2012/06/26
16113	UBS AG – Tencent Holdings European Warrants Jun 2012 B	2012/06/19	2012/06/26
17050	UBS AG – Tencent Holdings European Warrants Jun 2012 D	2012/06/19	2012/06/26
13444	CC Rabobank B.A. – BOC HK European Warrants Jun 2012	2012/06/20	2012/06/27
16748	Citigroup Global Mkt H Inc. – HSBC European Wts Jun 2012	2012/06/20	2012/06/27
11440	Citigroup Global Mkt H Inc. – Nine Dragons Euro Wts Jun 2012	2012/06/20	2012/06/27
16019	Citigroup Global Mkt H Inc. – Yurun Food Euro Wts Jun 2012	2012/06/20	2012/06/27
13044	J P Morgan SP BV – BOC HK European Warrants Jun 2012	2012/06/20	2012/06/27
14151	KBC Fin Products Int'l Ltd. – BOC HK European Wts Jun 2012	2012/06/20	2012/06/27
11671	Macquarie Bank Ltd. – Nine Dragons European Wts Jun 2012	2012/06/20	2012/06/27
16634	Macquarie Bank Ltd. –Greatwall Motor European Wts Jun 2012	2012/06/20	2012/06/27
17430	Nomura Int'l plc – HSBC European Warrants Jun 2012 A	2012/06/20	2012/06/27
15747	Nomura Int'l plc – Yurun Food European Warrants Jun 2012	2012/06/20	2012/06/27
16438	UBS AG – HSBC European Warrants Jun 2012 D	2012/06/20	2012/06/27
16427	UBS AG – PICC European Warrants Jun 2012	2012/06/20	2012/06/27
16431	UBS AG – Ping An European Put Warrants Jun 2012	2012/06/20	2012/06/27
16677	UBS AG – Sinopec Corp European Put Warrants Jun 2012	2012/06/20	2012/06/27
16186	CC Rabobank B.A. – CHALCO European Warrants Jun 2012	2012/06/21	2012/06/28
14084	CC Rabobank B.A. – CITIC Pacific European Warrants Jun 2012	2012/06/21	2012/06/28
16727	CC Rabobank B.A. – HSBC European Warrants Jun 2012	2012/06/21	2012/06/28
16303	Daiwa Capital Mkt – CCB European Warrants Jun 2012	2012/06/21	2012/06/28
15790	HK Bank – China Tel European Warrants Jun 2012	2012/06/21	2012/06/28
12735	HK Bank – Geely Auto European Warrants Jun 2012	2012/06/21	2012/06/28
29417	Macquarie Bank Ltd. – Angang Steel European Wts Jun 2012	2012/06/21	2012/06/28
11587	Macquarie Bank Ltd. – Shanshui Cement European Wts Jun 2012	2012/06/21	2012/06/28
16383	SGA Societe Generale Acceptance N.V. – BOCHK Eur Wt Jun 2012	2012/06/21	2012/06/28
15816	SGA Societe Generale Acceptance N.V. – BOCL Eu Wt Jun 2012	2012/06/21	2012/06/28
15818	SGA Societe Generale Acceptance N.V. – CCB Eur Wt Jun 2012 A	2012/06/21	2012/06/28
15441	SGA Societe Generale Acceptance N.V. – CP&CC Eu Wt Jun 2012	2012/06/21	2012/06/28
17260	SGA Societe Generale Acceptance N.V. – HSBC Eu Wt Jun 2012 A	2012/06/21	2012/06/28
15418	SGA Societe Generale Acceptance N.V. – HWL Eur Wt Jun 2012	2012/06/21	2012/06/28
16251	SGA Societe Generale Acceptance N.V. – HWL Eur Wt Jun 2012 A	2012/06/21	2012/06/28
15820	SGA Societe Generale Acceptance N.V. – ICBC Eu Wt Jun 2012	2012/06/21	2012/06/28
17261	SGA Societe Generale Acceptance N.V. – JIANG Eu Wts Jun 12 A	2012/06/21	2012/06/28
15509	SGA Societe Generale Acceptance N.V. – SJM Hold Eu Wt Jun 12	2012/06/21	2012/06/28
14741	SGA Societe Generale Acceptance N.V.-Ch Overseas Eu Wt Jun 12	2012/06/21	2012/06/28
27851	BNP Paribas Arbit Issu B.V. – HSCEI European Wts Jun 2012	2012/06/22	2012/06/29
24631	BNP Paribas Arbit Issu B.V. – HSI Euro Put Wts Jun 2012	2012/06/22	2012/06/29
24622	BNP Paribas Arbit Issu B.V. – HSI European Wts Jun 2012	2012/06/22	2012/06/29
26464	CC Rabobank B.A. – Lee & Man Paper European Warrants Jun 12	2012/06/22	2012/06/29
16510	Citigroup Global Mkt H Inc. – HSCEI Euro Put Wts Jun 2012	2012/06/22	2012/06/29
16840	Citigroup Global Mkt H Inc. – HSCEI European Wts Jun 2012	2012/06/22	2012/06/29
16344	Credit Suisse AG – CNOOC European Put Warrants Jun 2012 A	2012/06/22	2012/06/29
14810	Credit Suisse AG – HSCEI European Warrants Jun 2012	2012/06/22	2012/06/29
16599	Credit Suisse AG – HSI European Put Warrants Jun 2012	2012/06/22	2012/06/29
16792	Credit Suisse AG – HSI European Put Warrants Jun 2012 A	2012/06/22	2012/06/29
16400	Credit Suisse AG – HSI European Warrants Jun 2012	2012/06/22	2012/06/29
16533	Credit Suisse AG – Hutchison European Warrants Jun 2012 A	2012/06/22	2012/06/29
16347	Credit Suisse AG – Ping An European Put Warrants Jun 2012	2012/06/22	2012/06/29
15289	Daiwa Capital Mkt – HSCEI European Put Warrants Jun 2012	2012/06/22	2012/06/29
15283	Daiwa Capital Mkt – HSCEI European Warrants Jun 2012	2012/06/22	2012/06/29
15251	Daiwa Capital Mkt – HSI European Put Warrants Jun 2012	2012/06/22	2012/06/29
15323	Daiwa Capital Mkt – HSI European Warrants Jun 2012	2012/06/22	2012/06/29
15337	Daiwa Capital Mkt – HSI European Warrants Jun 2012 A	2012/06/22	2012/06/29
16468	Daiwa Capital Mkt – HSI European Warrants Jun 2012 B	2012/06/22	2012/06/29
27063	Deutsche Bank AG – Ping An European Warrants Jun 2012	2012/06/22	2012/06/29

List of expired derivative warrants, 2012 (continued)

Code	Warrant	Last trading date	Delisted date
16124	Goldman Sachs SP (Asia) – CITIC Pacific Euro Wts Jun 2012	2012/06/22	2012/06/29
16455	Goldman Sachs SP (Asia) – HSI European Put Wts Jun 2012	2012/06/22	2012/06/29
16538	Goldman Sachs SP (Asia) – HSI European Put Wts Jun 2012 B	2012/06/22	2012/06/29
16271	Goldman Sachs SP (Asia) – HSI European Warrants Jun 2012	2012/06/22	2012/06/29
16454	Goldman Sachs SP (Asia) – HSI European Warrants Jun 2012 A	2012/06/22	2012/06/29
13020	HK Bank – AIA European Put Warrants Jun 2012	2012/06/22	2012/06/29
15389	HK Bank – BOCL European Warrants Jun 2012	2012/06/22	2012/06/29
15772	HK Bank – Cheung Kong European Warrants Jun 2012	2012/06/22	2012/06/29
15235	HK Bank – GCL-Poly Energy European Warrants Jun 2012	2012/06/22	2012/06/29
15093	HK Bank – HSI European Put Warrants Jun 2012	2012/06/22	2012/06/29
15842	HK Bank – HSI European Put Warrants Jun 2012 A	2012/06/22	2012/06/29
15388	HK Bank – Shougang Res European Warrants Jun 2012	2012/06/22	2012/06/29
14144	HK Bank – Zoomlion European Warrants Jun 2012	2012/06/22	2012/06/29
15343	J P Morgan Int'l Der. Ltd. – HSCEI European Wts Jun 2012	2012/06/22	2012/06/29
15129	J P Morgan SP BV – AIA European Put Warrants Jun 2012	2012/06/22	2012/06/29
15624	J P Morgan SP BV – AIA European Warrants Jun 2012	2012/06/22	2012/06/29
15119	J P Morgan SP BV – BOC HK European Warrants Jun 2012 A	2012/06/22	2012/06/29
15447	J P Morgan SP BV – BOCL European Warrants Jun 2012	2012/06/22	2012/06/29
29962	J P Morgan SP BV – C Transmission European Warrants Jun 2012	2012/06/22	2012/06/29
13575	J P Morgan SP BV – Ch Overseas European Warrants Jun 2012	2012/06/22	2012/06/29
15657	J P Morgan SP BV – China Life European Warrants Jun 2012	2012/06/22	2012/06/29
15655	J P Morgan SP BV – China Tel European Warrants Jun 2012	2012/06/22	2012/06/29
14616	J P Morgan SP BV – Esprit European Wts Jun 2012 A	2012/06/22	2012/06/29
15835	J P Morgan SP BV – Evergrande European Warrants Jun 2012	2012/06/22	2012/06/29
15681	J P Morgan SP BV – HSBC European Warrants Jun 2012 A	2012/06/22	2012/06/29
15682	J P Morgan SP BV – HSBC European Warrants Jun 2012 B	2012/06/22	2012/06/29
15344	J P Morgan SP BV – HSCEI European Put Warrants Jun 2012	2012/06/22	2012/06/29
14800	J P Morgan SP BV – HSI European Put Warrants Jun 2012	2012/06/22	2012/06/29
15834	J P Morgan SP BV – HSI European Put Warrants Jun 2012 A	2012/06/22	2012/06/29
15450	J P Morgan SP BV – Hutchison European Warrants Jun 2012	2012/06/22	2012/06/29
14805	J P Morgan SP BV – JX Copper European Warrants Jun 2012	2012/06/22	2012/06/29
15632	J P Morgan SP BV – JX Copper European Warrants Jun 2012 A	2012/06/22	2012/06/29
12914	J P Morgan SP BV – Li & Fung European Warrants Jun 2012	2012/06/22	2012/06/29
15833	J P Morgan SP BV – New World Dev European Warrants Jun 2012A	2012/06/22	2012/06/29
15832	J P Morgan SP BV – Ping An European Warrants Jun 2012 B	2012/06/22	2012/06/29
14795	KBC Fin Products Int'l Ltd. – HSCEI Euro Put Wts Jun 2012	2012/06/22	2012/06/29
14737	KBC Fin Products Int'l Ltd. – HSCEI Euro Wts Jun 2012	2012/06/22	2012/06/29
14163	Macquarie Bank Ltd. – Dongfeng Motor European Wts Jun 2012	2012/06/22	2012/06/29
14953	Macquarie Bank Ltd. – HSCEI European Put Warrants Jun 2012	2012/06/22	2012/06/29
14204	Macquarie Bank Ltd. – HSI European Put Warrants Jun 2012	2012/06/22	2012/06/29
14831	Macquarie Bank Ltd. – HSI European Put Warrants Jun 2012 A	2012/06/22	2012/06/29
15014	Macquarie Bank Ltd. – HSI European Put Warrants Jun 2012 B	2012/06/22	2012/06/29
14696	Merrill Lynch Int'l & Co. C.V. – HSCEI Euro Wts Jun 2012	2012/06/22	2012/06/29
16551	Merrill Lynch Int'l & Co. C.V. – HSCEI Euro Wts Jun 2012 A	2012/06/22	2012/06/29
14712	Merrill Lynch Int'l & Co. C.V. – HSI Euro Put Wts Jun 2012	2012/06/22	2012/06/29
14713	Merrill Lynch Int'l & Co. C.V. – HSI Euro Put Wts Jun 2012 C	2012/06/22	2012/06/29
15916	Merrill Lynch Int'l & Co. C.V. – HSI Euro Put Wts Jun 2012 D	2012/06/22	2012/06/29
16581	Merrill Lynch Int'l & Co. C.V. – HSI Euro Put Wts Jun 2012 G	2012/06/22	2012/06/29
14701	Merrill Lynch Int'l & Co. C.V. – HSI European Wts Jun 2012	2012/06/22	2012/06/29
14702	Merrill Lynch Int'l & Co. C.V. – HSI European Wts Jun 2012 A	2012/06/22	2012/06/29
14703	Merrill Lynch Int'l & Co. C.V. – HSI European Wts Jun 2012 B	2012/06/22	2012/06/29
15923	Merrill Lynch Int'l & Co. C.V. – HSI European Wts Jun 2012 E	2012/06/22	2012/06/29
16280	Merrill Lynch Int'l & Co. C.V. – HSI European Wts Jun 2012 F	2012/06/22	2012/06/29
12312	RB of Scotland N.V. – HSCEI European Warrants Jun 2012	2012/06/22	2012/06/29
16355	SGA Societe Generale Acceptance N.V. -HSI Eu Put Wt Jun 12 A	2012/06/22	2012/06/29
16587	SGA Societe Generale Acceptance N.V. -HSI Eu Put Wt Jun 12 B	2012/06/22	2012/06/29
16154	SGA Societe Generale Acceptance N.V. -HSI Eu Put Wt Jun 2012	2012/06/22	2012/06/29
15844	Standard Chartered Bank – HSI European Put Wts Jun 2012	2012/06/22	2012/06/29
16362	Standard Chartered Bank – HSI European Put Wts Jun 2012 A	2012/06/22	2012/06/29
16787	Standard Chartered Bank – HSI European Put Wts Jun 2012 C	2012/06/22	2012/06/29
15823	Standard Chartered Bank – HSI European Warrants Jun 2012	2012/06/22	2012/06/29
16363	Standard Chartered Bank – HSI European Warrants Jun 2012 B	2012/06/22	2012/06/29
15407	Standard Chartered Bank – Tencent Hldg European Wts Jun 2012	2012/06/22	2012/06/29
21304	UBS AG – CC Bank European Warrants Jun 2012	2012/06/22	2012/06/29
15499	UBS AG – HSCEI European Warrants Jun 2012	2012/06/22	2012/06/29
15805	UBS AG – HSCEI European Warrants Jun 2012 A	2012/06/22	2012/06/29
15069	UBS AG – HSI European Put Warrants Jun 2012	2012/06/22	2012/06/29
15070	UBS AG – HSI European Put Warrants Jun 2012 A	2012/06/22	2012/06/29
15160	UBS AG – HSI European Put Warrants Jun 2012 B	2012/06/22	2012/06/29
15399	UBS AG – HSI European Put Warrants Jun 2012 C	2012/06/22	2012/06/29
16349	UBS AG – HSI European Put Warrants Jun 2012 E	2012/06/22	2012/06/29
16590	UBS AG – HSI European Put Warrants Jun 2012 G	2012/06/22	2012/06/29
14902	UBS AG – HSI European Warrants Jun 2012	2012/06/22	2012/06/29
15408	UBS AG – HSI European Warrants Jun 2012 D	2012/06/22	2012/06/29
16464	UBS AG – HSI European Warrants Jun 2012 F	2012/06/22	2012/06/29
16011	UBS AG – Hutchison European Warrants Jun 2012 C	2012/06/22	2012/06/29
21305	UBS AG – ICBC European Warrants Jun 2012	2012/06/22	2012/06/29
15062	Bank of East Asia – BOCHK European Warrants Jun 2012	2012/06/25	2012/07/03
14357	Barclays Bank plc – China Life European Warrants Jun 2012	2012/06/25	2012/07/03
15911	Barclays Bank plc – Hutchison European Warrants Jun 2012	2012/06/25	2012/07/03
26900	Barclays Bank plc – Ping An European Warrants Jun 2012	2012/06/25	2012/07/03
15486	BOCI Asia Ltd. – BOC HK European Warrants Jun 2012	2012/06/25	2012/07/03
25094	BOCI Asia Ltd. – Henganintl European Warrants Jun 2012	2012/06/25	2012/07/03
13209	CC Rabobank B.A. – Shimao Ppt European Warrants Jun 2012	2012/06/25	2012/07/03
16023	Citigroup Global Mkt H Inc. – AIA European Warrants Jun 2012	2012/06/25	2012/07/03
16016	Citigroup Global Mkt H Inc. – C Transmission Eur Wt Jun 2012	2012/06/25	2012/07/03
24096	Citigroup Global Mkt H Inc. – China Mobile Eur Wt Jun 2012	2012/06/25	2012/07/03

List of expired derivative warrants, 2012 (continued)

Code	Warrant	Last trading date	Delisted date
16018	Citigroup Global Mkt H Inc. – China Mobile Eur Wt Jun 2012 A	2012/06/25	2012/07/03
16020	Citigroup Global Mkt H Inc. – ICBC European Wts Jun 2012	2012/06/25	2012/07/03
16022	Citigroup Global Mkt H Inc. – Lonking European Wts Jun 2012	2012/06/25	2012/07/03
16015	Citigroup Global Mkt H Inc. – Luk Fook Hold Euro Wt Jun 2012	2012/06/25	2012/07/03
17233	Credit Suisse AG – Agricultural Bank European Wts Jun 2012 B	2012/06/25	2012/07/03
16598	Credit Suisse AG – AIA European Warrants Jun 2012 A	2012/06/25	2012/07/03
17659	Credit Suisse AG – CC Bank European Warrants Jun 2012 A	2012/06/25	2012/07/03
16047	Credit Suisse AG – Cheung Kong European Warrants Jun 2012 A	2012/06/25	2012/07/03
16058	Credit Suisse AG – China Mobile European Warrants Jun 2012	2012/06/25	2012/07/03
17007	Credit Suisse AG – China Mobile European Warrants Jun 2012 A	2012/06/25	2012/07/03
16059	Credit Suisse AG – China Shenhua European Wts Jun 2012 A	2012/06/25	2012/07/03
17124	Credit Suisse AG – China Tel European Warrants Jun 2012	2012/06/25	2012/07/03
16208	Credit Suisse AG – HSBC European Wts Jun 2012	2012/06/25	2012/07/03
17422	Credit Suisse AG – Hutchison European Warrants Jun 2012 C	2012/06/25	2012/07/03
17661	Credit Suisse AG – Ping An European Warrants Jun 2012 B	2012/06/25	2012/07/03
16049	Credit Suisse AG – SHK Ppt European Warrants Jun 2012	2012/06/25	2012/07/03
16050	Credit Suisse AG – Sinopec Corp European Warrants Jun 2012	2012/06/25	2012/07/03
16372	Credit Suisse AG – Tencent Holdings European Wts Jun 2012	2012/06/25	2012/07/03
17214	Goldman Sachs SP (Asia) – China Mobile Euro Wts Jun 2012 A	2012/06/25	2012/07/03
16039	HK Bank – CC Bank European Warrants Jun 2012 A	2012/06/25	2012/07/03
16040	HK Bank – China Mobile European Warrants Jun 2012 A	2012/06/25	2012/07/03
15775	HK Bank – China Shenhua European Warrants Jun 2012 A	2012/06/25	2012/07/03
28695	HK Bank – China Unicom European Warrants Jun 2012	2012/06/25	2012/07/03
16045	HK Bank – Sinopec Corp European Warrants Jun 2012	2012/06/25	2012/07/03
24754	J P Morgan SP BV – Henganintl European Warrants Jun 2012 A	2012/06/25	2012/07/03
27105	J P Morgan SP BV – Ping An European Warrants Jun 2012	2012/06/25	2012/07/03
11875	J P Morgan SP BV – Shimao Property European Wts Jun 2012	2012/06/25	2012/07/03
14771	Merrill Lynch Int'l & Co. C.V. – BOCL European Wt Jun 2012	2012/06/25	2012/07/03
15355	Nomura Int'l plc – Agricultural Bk Euro Warrants Jun 2012	2012/06/25	2012/07/03
15985	Nomura Int'l plc – CC Bank European Warrants Jun 2012	2012/06/25	2012/07/03
15745	Nomura Int'l plc – Ch Overseas European Warrants Jun 2012	2012/06/25	2012/07/03
15480	Nomura Int'l plc – Ch South Air European Warrants Jun 2012	2012/06/25	2012/07/03
15240	Nomura Int'l plc – China Telecom European Warrants Jun 2012	2012/06/25	2012/07/03
15987	Nomura Int'l plc – Dongfang Elec European Warrants Jun 2012	2012/06/25	2012/07/03
15357	Nomura Int'l plc – ICBC European Warrants Jun 2012	2012/06/25	2012/07/03
15242	Nomura Int'l plc – JIANC European Warrants Jun 2012	2012/06/25	2012/07/03
15866	Nomura Int'l plc – JIANC European Warrants Jun 2012 A	2012/06/25	2012/07/03
15873	Nomura Int'l plc – Lonking European Warrants Jun 2012	2012/06/25	2012/07/03
29547	Nomura Int'l plc – Nine Dragons European Warrants Jun 2012	2012/06/25	2012/07/03
13399	Nomura Int'l plc – United Lab European Warrants Jun 2012	2012/06/25	2012/07/03
15862	Nomura Int'l plc – Wharf European Warrants Jun 2012	2012/06/25	2012/07/03
15478	Nomura Int'l plc – ZTE European Warrants Jun 2012	2012/06/25	2012/07/03
15739	Nomura Int'l plc – Henderson Land Dev Euro Warrants Jun 2012	2012/06/25	2012/07/03
13663	RB of Scotland N.V. – AIA European Warrants Jun 2012	2012/06/25	2012/07/03
13997	RB of Scotland N.V. – AIA European Warrants Jun 2012 A	2012/06/25	2012/07/03
16063	Standard Chartered Bank – BOC HK European Warrants Jun 2012	2012/06/25	2012/07/03
14688	Standard Chartered Bank – China Shenhua Euro Wts Jun 2012	2012/06/25	2012/07/03
15141	Standard Chartered Bank – Jiangxi Copper Euro Wts Jun 2012	2012/06/25	2012/07/03
14015	Standard Chartered Bank – SPDR Gold Trust Euro Wts Jun 2012	2012/06/25	2012/07/03
16166	Standard Chartered Bank – YZ Coal European Warrants Jun 2012	2012/06/25	2012/07/03
17695	UBS AG – CC Bank European Warrants Jun 2012 B	2012/06/25	2012/07/03
17155	UBS AG – China Tel European Warrants Jun 2012	2012/06/25	2012/07/03
16067	UBS AG – CPIC European Warrants Jun 2012 A	2012/06/25	2012/07/03
16818	UBS AG – Hutchison European Warrants Jun 2012 D	2012/06/25	2012/07/03
15829	UBS AG – Sinopec Corp European Warrants Jun 2012 A	2012/06/25	2012/07/03
16820	Bank of East Asia – JIANC European Warrants Jul 2012	2012/06/26	2012/07/04
14162	Barclays Bank plc – AIA European Warrants Jul 2012	2012/06/26	2012/07/04
12836	Barclays Bank plc – CNOOC European Warrants Jul 2012 A	2012/06/26	2012/07/04
15075	Barclays Bank plc – Tencent Holdings European Wts Jul 2012	2012/06/26	2012/07/04
13566	BNP Paribas Arbit Issu B.V. – Anta Sports Euro Wts Jul 2012	2012/06/26	2012/07/04
12000	BNP Paribas Arbit Issu B.V. – Belle Int'l Euro Wts Jul 2012	2012/06/26	2012/07/04
12998	BNP Paribas Arbit Issu B.V. – Ch Mobile Euro Wts Jul 2012	2012/06/26	2012/07/04
28897	BNP Paribas Arbit Issu B.V. – Ch Ship Dev European Wts Jul12	2012/06/26	2012/07/04
29705	BNP Paribas Arbit Issu B.V. – China Overseas Eur Wt Jul 2012	2012/06/26	2012/07/04
11226	BNP Paribas Arbit Issu B.V. – CITIC Pacific Euro Wt Jul12	2012/06/26	2012/07/04
29858	BNP Paribas Arbit Issu B.V. – COSCO Pacific Euro Wts Jul12	2012/06/26	2012/07/04
14434	BNP Paribas Arbit Issu B.V. – CRCC European Wts Jul 2012	2012/06/26	2012/07/04
14431	BNP Paribas Arbit Issu B.V. – Gome European Wts Jul 2012	2012/06/26	2012/07/04
29860	BNP Paribas Arbit Issu B.V. – Greatwall Motor Euro Wts Jul12	2012/06/26	2012/07/04
11228	BNP Paribas Arbit Issu B.V. – HKEx European Wts Jul 2012	2012/06/26	2012/07/04
13514	BNP Paribas Arbit Issu B.V. – HSBC European Wts Jul 2012	2012/06/26	2012/07/04
14451	BNP Paribas Arbit Issu B.V. – Hutchison Euro Wts Jul 2012	2012/06/26	2012/07/04
16848	BNP Paribas Arbit Issu B.V. – Hutchison Euro Wts Jul 2012 B	2012/06/26	2012/07/04
14574	BNP Paribas Arbit Issu B.V. – Poly HK Inv Euro Wts Jul 2012	2012/06/26	2012/07/04
29710	BNP Paribas Arbit Issu B.V. – Sh Ind H European Wts Jul 2012	2012/06/26	2012/07/04
25157	BNP Paribas Arbit Issu B.V. – Tencent Holdings Eu Wts Jul 12	2012/06/26	2012/07/04
14575	BNP Paribas Arbit Issu B.V. – Wharf European Wts Jul 2012	2012/06/26	2012/07/04
11521	BNP Paribas Arbit Issu B.V. – Xinyi Glass European Wts Jul12	2012/06/26	2012/07/04
12942	BNP Paribas Arbit Issu B.V. – Yurun Food Euro Wts Jul 2012	2012/06/26	2012/07/04
16883	BOCI Asia Ltd. – CC Bank European Warrants Jul 2012	2012/06/26	2012/07/04
13472	BOCI Asia Ltd. – CNOOC European Warrants Jul 2012	2012/06/26	2012/07/04
14837	BOCI Asia Ltd. – HKEx European Put Warrants Jul 2012	2012/06/26	2012/07/04
14351	CC Rabobank B.A. – Weichai Power European Wts Jul 2012	2012/06/26	2012/07/04
21782	Credit Suisse AG – CC Bank European Warrants Jul 2012	2012/06/26	2012/07/04
16057	Credit Suisse AG – CC Bank European Warrants Jul 2012 A	2012/06/26	2012/07/04
16205	Credit Suisse AG – CC Bank European Warrants Jul 2012 B	2012/06/26	2012/07/04
24377	Credit Suisse AG – ICBC European Warrants Jul 2012	2012/06/26	2012/07/04

List of expired derivative warrants, 2012 (continued)

Code	Warrant	Last trading date	Delisted date
15318	Daiwa Capital Mkt – AIA European Warrants Jul 2012	2012/06/26	2012/07/04
15320	Daiwa Capital Mkt – BOCL European Warrants Jul 2012	2012/06/26	2012/07/04
15319	Daiwa Capital Mkt – China Life European Warrants Jul 2012	2012/06/26	2012/07/04
17569	Daiwa Capital Mkt – China Mobile European Wts Jul 2012 B	2012/06/26	2012/07/04
17078	Daiwa Capital Mkt – HSBC European Warrants Jul 2012 B	2012/06/26	2012/07/04
16413	Daiwa Capital Mkt – Tencent Holdings European Wts Jul 2012	2012/06/26	2012/07/04
17048	Daiwa Capital Mkt – Tencent Holdings European Wts Jul 2012 A	2012/06/26	2012/07/04
15940	Goldman Sachs SP (Asia) – China Mobile Euro Wts Jul 2012	2012/06/26	2012/07/04
16086	Goldman Sachs SP (Asia) – CPIC European Warrants Jul 2012	2012/06/26	2012/07/04
16035	Goldman Sachs SP (Asia) – Ping An European Warrants Jul 2012	2012/06/26	2012/07/04
16960	Goldman Sachs SP (Asia) – Yanzhou Coal European Wts Jul 2012	2012/06/26	2012/07/04
15856	J P Morgan SP BV – A50 China European Warrants Jul 2012 A	2012/06/26	2012/07/04
16111	J P Morgan SP BV – Cheung Kong European Warrants Jul 2012	2012/06/26	2012/07/04
15656	J P Morgan SP BV – China Shenhua European Warrants Jul 2012	2012/06/26	2012/07/04
15054	J P Morgan SP BV – Tencent European Put Warrants Jul 2012	2012/06/26	2012/07/04
14096	J P Morgan SP BV – Tencent European Warrants Jul 2012	2012/06/26	2012/07/04
13286	KBC Fin Products Int'l Ltd. – CNOOC Euro Put Wts Jul 2012	2012/06/26	2012/07/04
13873	KBC Fin Products Int'l Ltd. – HKEx European Put Wts Jul 2012	2012/06/26	2012/07/04
13497	KBC Fin Products Int'l Ltd. – Li & Fung Euro Wts Jul 2012	2012/06/26	2012/07/04
13354	KBC Fin Products Int'l Ltd. – Tsingtao Brew Eu Put Wt Jul 12	2012/06/26	2012/07/04
13352	KBC Fin Products Int'l Ltd. – Tsingtao Brew Eu Wts Jul 2012	2012/06/26	2012/07/04
14817	KBC Fin Products Int'l Ltd-Tencent Holdings Eu Put Wt Jul 12	2012/06/26	2012/07/04
12441	Macquarie Bank Ltd. – China Unicom European Put Wts Jul 2012	2012/06/26	2012/07/04
15384	Macquarie Bank Ltd. – ICBC European Warrants Jul 2012	2012/06/26	2012/07/04
14678	Macquarie Bank Ltd. – Jiangxi Copper European Wts Jul 2012	2012/06/26	2012/07/04
15394	Macquarie Bank Ltd. – Yanzhou Coal European Wts Jul 2012	2012/06/26	2012/07/04
16062	Standard Chartered Bank – CTel European Warrants Jul 2012	2012/06/26	2012/07/04
16061	Standard Chartered Bank – Hutchison Euro Euro Wts Jul 2012	2012/06/26	2012/07/04
16488	Standard Chartered Bank – Tencent Hldg European Wts Jul 2012	2012/06/26	2012/07/04
16937	UBS AG – BYD European Warrants Jul 2012 B	2012/06/26	2012/07/04
16292	UBS AG – CC Bank European Warrants Jul 2012 B	2012/06/26	2012/07/04
16568	UBS AG – CC Bank European Warrants Jul 2012 C	2012/06/26	2012/07/04
16437	UBS AG – China Mobile European Warrants Jul 2012 A	2012/06/26	2012/07/04
14573	BNP Paribas Arbit Issu B.V. – Agricultural Bank Eu Wt Jul 12	2012/06/27	2012/07/05
27767	BNP Paribas Arbit Issu B.V. – Angang Steel European Wt Jul12	2012/06/27	2012/07/05
14961	BNP Paribas Arbit Issu B.V. – CC Bank Euro Put Wts Jul 2012	2012/06/27	2012/07/05
14579	BNP Paribas Arbit Issu B.V. – CC Bank Euro Wts Jul 2012	2012/06/27	2012/07/05
15601	BNP Paribas Arbit Issu B.V. – CHALCO European Wts Jul 2012	2012/06/27	2012/07/05
15607	BNP Paribas Arbit Issu B.V. – China Tel Euro Wts Jul 2012	2012/06/27	2012/07/05
15573	BNP Paribas Arbit Issu B.V. – Chow Sang Sang Eu Wts Jul 2012	2012/06/27	2012/07/05
14615	BNP Paribas Arbit Issu B.V. – CSR Times European Wts Jul2012	2012/06/27	2012/07/05
13739	BNP Paribas Arbit Issu B.V. – Dongyue Gp Euro Wts Jul 2012	2012/06/27	2012/07/05
15729	BNP Paribas Arbit Issu B.V. – Esprit European Wts Jul 2012	2012/06/27	2012/07/05
15152	BNP Paribas Arbit Issu B.V. – HSBC European Wts Jul 2012 A	2012/06/27	2012/07/05
14993	BNP Paribas Arbit Issu B.V. – Hutchison Euro Wts Jul 2012 A	2012/06/27	2012/07/05
14960	BNP Paribas Arbit Issu B.V. – ICBC European Put Wts Jul 2012	2012/06/27	2012/07/05
14613	BNP Paribas Arbit Issu B.V. – Jiangxi Copper Eu Wts Jul 2012	2012/06/27	2012/07/05
14572	BNP Paribas Arbit Issu B.V. – Ping An European Wt Jul 2012 A	2012/06/27	2012/07/05
27147	BNP Paribas Arbit Issu B.V. – Ping An European Wts Jul 2012	2012/06/27	2012/07/05
15605	BNP Paribas Arbit Issu B.V. – Sinopec Corp Euro Wts Jul 2012	2012/06/27	2012/07/05
15275	BNP Paribas Arbit Issu B.V. – SJM Holdings Euro Wts Jul 2012	2012/06/27	2012/07/05
15603	BNP Paribas Arbit Issu B.V. – Wharf European Wts Jul 2012 A	2012/06/27	2012/07/05
15191	BNP Paribas Arbit Issu B.V. – Yanzhou Coal Eur Wt Jul 2012	2012/06/27	2012/07/05
15628	BNP Paribas Arbit Issu B.V. – Yurun Food Euro Wts Jul 2012 A	2012/06/27	2012/07/05
15485	BNP Paribas Arbit Issu B.V. -MGM China European Wts Jul 2012	2012/06/27	2012/07/05
12650	BOCI Asia Ltd. – BOC HK European Warrants Jul 2012	2012/06/27	2012/07/05
15885	BOCI Asia Ltd. – China Tel European Warrants Jul 2012	2012/06/27	2012/07/05
15808	BOCI Asia Ltd. – Li & Fung European Warrants Jul 2012	2012/06/27	2012/07/05
15690	Macquarie Bank Ltd. – Agricultural Bk Euro Put Wt Jul 2012	2012/06/27	2012/07/05
15714	Macquarie Bank Ltd. – Anhui Conch European Warrants Jul 2012	2012/06/27	2012/07/05
15727	Macquarie Bank Ltd. – CC Bank European Warrants Jul 2012	2012/06/27	2012/07/05
15777	Macquarie Bank Ltd. – Ch Southern Air European Wts Jul 2012	2012/06/27	2012/07/05
16274	Macquarie Bank Ltd. – Cheung Kong European Warrants Jul 2012	2012/06/27	2012/07/05
15709	Macquarie Bank Ltd. – China COSCO European Warrants Jul 2012	2012/06/27	2012/07/05
15293	Macquarie Bank Ltd. – China Life European Wts Jul 2012	2012/06/27	2012/07/05
16005	Macquarie Bank Ltd. – China Mengniu European Wts Jul 2012	2012/06/27	2012/07/05
15937	Macquarie Bank Ltd. – China Shenhua European Wts Jul 2012	2012/06/27	2012/07/05
15637	Macquarie Bank Ltd. – Chow Sang Sang European Wts Jul 2012	2012/06/27	2012/07/05
15687	Macquarie Bank Ltd. – CNOOC European Put Warrants Jul 2012	2012/06/27	2012/07/05
15947	Macquarie Bank Ltd. – CNOOC European Warrants Jul 2012	2012/06/27	2012/07/05
15771	Macquarie Bank Ltd. – Datang European Warrants Jul 2012	2012/06/27	2012/07/05
15825	Macquarie Bank Ltd. – Geely Auto European Warrants Jul 2012	2012/06/27	2012/07/05
15022	Macquarie Bank Ltd. – HKEx European Put Warrants Jul 2012	2012/06/27	2012/07/05
15710	Macquarie Bank Ltd. – HSBC European Put Warrants Jul 2012	2012/06/27	2012/07/05
15932	Macquarie Bank Ltd. – HSBC European Warrants Jul 2012	2012/06/27	2012/07/05
15933	Macquarie Bank Ltd. – HSBC European Warrants Jul 2012 A	2012/06/27	2012/07/05
17065	Macquarie Bank Ltd. – HSBC European Warrants Jul 2012 B	2012/06/27	2012/07/05
15778	Macquarie Bank Ltd. – Lenovo European Warrants Jul 2012	2012/06/27	2012/07/05
15931	Macquarie Bank Ltd. – MTRC European Warrants Jul 2012	2012/06/27	2012/07/05
15688	Macquarie Bank Ltd. – PetroChina European Put Wts Jul 2012	2012/06/27	2012/07/05
15109	Macquarie Bank Ltd. – PICC P&C European Warrants Jul 2012	2012/06/27	2012/07/05
16106	Macquarie Bank Ltd. – Ping An European Put Wts Jul 2012	2012/06/27	2012/07/05
26851	Macquarie Bank Ltd. – Ping An European Warrants Jul 2012	2012/06/27	2012/07/05
16105	Macquarie Bank Ltd. – Ping An European Warrants Jul 2012 A	2012/06/27	2012/07/05
15936	Macquarie Bank Ltd. – Sands China European Warrants Jul 2012	2012/06/27	2012/07/05
15689	Macquarie Bank Ltd. – Sinopec Corp Euro Put Wts Jul 2012	2012/06/27	2012/07/05
15037	Macquarie Bank Ltd. – Sinopec Corp European Wts Jul 2012	2012/06/27	2012/07/05

List of expired derivative warrants, 2012 (continued)

Code	Warrant	Last trading date	Delisted date
15308	Macquarie Bank Ltd. – Sinopec Corp European Wts Jul 2012 A	2012/06/27	2012/07/05
15638	Macquarie Bank Ltd. – Tingyi European Warrants Jul 2012	2012/06/27	2012/07/05
14829	Macquarie Bank Ltd. – Yurun Food European Warrants Jul 2012	2012/06/27	2012/07/05
14830	Macquarie Bank Ltd. – Yurun Food European Warrants Jul 2012A	2012/06/27	2012/07/05
16004	Macquarie Bank Ltd.-Agricultural Bk Euro Warrants Jul 2012	2012/06/27	2012/07/05
16779	SGA Societe Generale Acceptance N.V. – Ch Mob Eu Wt Jul 2012	2012/06/27	2012/07/05
16381	SGA Societe Generale Acceptance N.V. – HKEx Eu Wt Jul 2012	2012/06/27	2012/07/05
17187	SGA Societe Generale Acceptance N.V. – HSBC Eu Wt Jul 2012 A	2012/06/27	2012/07/05
14742	SGA Societe Generale Acceptance N.V. – PICC P&C Eu Wt Jul 12	2012/06/27	2012/07/05
15616	SGA Societe Generale Acceptance N.V. -Shenhua Eu Wt Jul 2012	2012/06/27	2012/07/05
11031	SGA Societe Generale Acceptance N.V-Nine Dragons Eu Wt Jul12	2012/06/27	2012/07/05
15620	SGA Societe Generale Acceptance NV-New World Dev Eu Wt Jul12	2012/06/27	2012/07/05
14525	Standard Chartered Bank – CC Bank European Put Wts Jul 2012	2012/06/27	2012/07/05
15824	Standard Chartered Bank – HSBC European Warrants Jul 2012	2012/06/27	2012/07/05
15552	Standard Chartered Bank – ICBC European Warrants Jul 2012	2012/06/27	2012/07/05
14474	Standard Chartered Bank-China Life European Wts Jul 2012 A	2012/06/27	2012/07/05
17717	Credit Suisse AG – CC Bank European Put Warrants Jul 2012 D	2012/06/28	2012/07/06
13794	Macquarie Bank Ltd. – Ch Ship Cont European Wts Jul 2012	2012/06/28	2012/07/06
13793	Macquarie Bank Ltd. – CITIC Pacific European Wts Jul 2012	2012/06/28	2012/07/06
13795	Macquarie Bank Ltd. – HKEx European Warrants Jul 2012	2012/06/28	2012/07/06
15575	Standard Chartered Bank – BOCL European Warrants Jul 2012	2012/06/28	2012/07/06
15793	Standard Chartered Bank – CC Bank European Wts Jul 2012	2012/06/28	2012/07/06
16137	Standard Chartered Bank – CC Bank European Wts Jul 2012 A	2012/06/28	2012/07/06
17379	Standard Chartered Bank – Hutchison Euro Euro Wts Jul 2012 B	2012/06/28	2012/07/06
16116	UBS AG – CC Bank European Warrants Jul 2012 A	2012/06/28	2012/07/06
17521	Daiwa Capital Mkt – Hutchison European Warrants Jul 2012 A	2012/06/29	2012/07/09
17591	Daiwa Capital Mkt – ICBC European Warrants Jul 2012 A	2012/06/29	2012/07/09
29657	HK Bank – Renhe Comm European Warrants Jul 2012	2012/06/29	2012/07/09
15018	Standard Chartered Bank – AIA European Warrants Jul 2012	2012/06/29	2012/07/09
14332	Citigroup Global Mkt H Inc. – HSBC European Put Wts Jul 2012	2012/07/03	2012/07/10
16242	Citigroup Global Mkt H Inc. – Tencent Euro Put Wts Jul 2012	2012/07/03	2012/07/10
17660	Credit Suisse AG – ICBC European Warrants Jul 2012 C	2012/07/03	2012/07/10
17046	Credit Suisse AG – Tencent Holdings European Wts Jul 2012 A	2012/07/03	2012/07/10
16296	Daiwa Capital Mkt – China Life European Warrants Jul 2012 A	2012/07/03	2012/07/10
15232	Daiwa Capital Mkt – HSBC European Put Warrants Jul 2012	2012/07/03	2012/07/10
15941	Goldman Sachs SP (Asia) – HSBC European Warrants Jul 2012	2012/07/03	2012/07/10
16034	Goldman Sachs SP (Asia) – Tencent European Put Wt Jul 2012	2012/07/03	2012/07/10
13738	HK Bank – Esprit European Warrants Jul 2012	2012/07/03	2012/07/10
13412	HK Bank – PICC European Warrants Jul 2012	2012/07/03	2012/07/10
29659	HK Bank – Shimao Ppt European Warrants Jul 2012	2012/07/03	2012/07/10
15801	J P Morgan SP BV – CPIC European Warrants Jul 2012	2012/07/03	2012/07/10
15847	Macquarie Bank Ltd. – Sh Petrochem European Wts Jul 2012	2012/07/03	2012/07/10
16763	Merrill Lynch Int'l & Co. C.V. – Ch Shenhua Eu Wt Jul 2012	2012/07/03	2012/07/10
17415	Merrill Lynch Int'l & Co. C.V. – ICBC Euro Wts Jul 2012 A	2012/07/03	2012/07/10
17134	Nomura Int'l plc – Gome European Warrants Jul 2012	2012/07/03	2012/07/10
17437	Nomura Int'l plc – ICBC European Warrants Jul 2012 A	2012/07/03	2012/07/10
15692	Standard Chartered Bank – HKEx European Warrants Jul 2012	2012/07/03	2012/07/10
15830	UBS AG – AIA European Warrants Jul 2012	2012/07/03	2012/07/10
16705	UBS AG – CC Bank European Put Warrants Jul 2012	2012/07/03	2012/07/10
16119	UBS AG – China Life European Warrants Jul 2012 C	2012/07/03	2012/07/10
15121	UBS AG – China Unicom European Warrants Jul 2012	2012/07/03	2012/07/10
15438	UBS AG – HKEx European Warrants Jul 2012 A	2012/07/03	2012/07/10
16957	UBS AG – Hutchison European Warrants Jul 2012 B	2012/07/03	2012/07/10
15503	Citigroup Global Mkt H Inc. – ChiUnicom Euro Wts Jul 2012	2012/07/04	2012/07/11
16021	Citigroup Global Mkt H Inc. – Zijin Mining Euro Wts Jul 2012	2012/07/04	2012/07/11
17291	Goldman Sachs SP (Asia) – Hutchison European Wts Jul 2012 A	2012/07/04	2012/07/11
13294	HK Bank – Li & Fung European Warrants Jul 2012	2012/07/04	2012/07/11
13433	KBC Fin Products Int'l Ltd. – BYD European Warrants Jul 2012	2012/07/04	2012/07/11
13877	KBC Fin Products Int'l Ltd. -AIA Euro Put Warrants Jul 2012	2012/07/04	2012/07/11
16558	Merrill Lynch Int'l & Co. C.V. – AIA Euro Wts Jul 2012 A	2012/07/04	2012/07/11
16283	Merrill Lynch Int'l & Co. C.V. – Tencent Euro Wts Jul 2012	2012/07/04	2012/07/11
16132	UBS AG – Agricultural Bank European Warrants Jul 2012	2012/07/04	2012/07/11
15453	UBS AG – CC Bank European Warrants Jul 2012	2012/07/04	2012/07/11
16129	UBS AG – China Life European Warrants Jul 2012 D	2012/07/04	2012/07/11
16134	UBS AG – China Mobile European Warrants Jul 2012	2012/07/04	2012/07/11
16133	UBS AG – China Shenhua European Warrants Jul 2012	2012/07/04	2012/07/11
16135	UBS AG – China Tel European Warrants Jul 2012	2012/07/04	2012/07/11
16012	UBS AG – CNOOC European Warrants Jul 2012 A	2012/07/04	2012/07/11
16010	UBS AG – Hutchison European Warrants Jul 2012	2012/07/04	2012/07/11
16130	UBS AG – Ping An European Warrants Jul 2012	2012/07/04	2012/07/11
16223	UBS AG – SPDR Gold Trust European Warrants Jul 2012	2012/07/04	2012/07/11
16128	UBS AG – Zijin Mining European Warrants Jul 2012	2012/07/04	2012/07/11
11401	Barclays Bank plc – CNOOC European Warrants Jul 2012	2012/07/05	2012/07/12
16537	BNP Paribas Arbit Issu B.V. – China Life Euro Wts Jul 2012	2012/07/05	2012/07/12
29935	BNP Paribas Arbit Issu B.V. – CNOOC European Wts Jul 2012	2012/07/05	2012/07/12
16181	CC Rabobank B.A. – Angang Steel European Warrants Jul 2012	2012/07/05	2012/07/12
16183	CC Rabobank B.A. – Shimao Ppt European Warrants Jul 2012	2012/07/05	2012/07/12
16638	Citigroup Global Mkt H Inc. – China Life Euro Wts Jul 2012	2012/07/05	2012/07/12
15183	Citigroup Global Mkt H Inc. – Dongfeng European Wts Jul 2012	2012/07/05	2012/07/12
17126	Credit Suisse AG – Sinopec Corp European Warrants Jul 2012	2012/07/05	2012/07/12
14759	Merrill Lynch Int'l & Co. C.V. – HKEx Euro Wts Jul 2012	2012/07/05	2012/07/12
16760	Merrill Lynch Int'l & Co. C.V. – HSBC Euro Wts Jul 2012 A	2012/07/05	2012/07/12
16354	SGA Societe Generale Acceptance N.V. – CLife Eu Wt Jul 2012	2012/07/05	2012/07/12
17400	SGA Societe Generale Acceptance N.V. – CLife Eu Wt Jul 2012B	2012/07/05	2012/07/12
16996	SGA Societe Generale Acceptance N.V. – HWL Eur Wt Jul 2012 A	2012/07/05	2012/07/12
17259	SGA Societe Generale Acceptance N.V. -Shenhua Eu Wt Jul 12 A	2012/07/05	2012/07/12
17293	UBS AG – China Life European Warrants Jul 2012 E	2012/07/05	2012/07/12

List of expired derivative warrants, 2012 (continued)

Code	Warrant	Last trading date	Delisted date
17156	UBS AG – Sinopec Corp European Warrants Jul 2012	2012/07/05	2012/07/12
16301	Daiwa Capital Mkt – CCB European Put Warrants Jul 2012	2012/07/06	2012/07/13
16300	Daiwa Capital Mkt – ICBC European Put Warrants Jul 2012	2012/07/06	2012/07/13
13004	Macquarie Bank Ltd. – Brilliance Chi Euro Warrants Jul 2012	2012/07/06	2012/07/13
16313	Daiwa Capital Mkt – China Mobile European Put Wts Jul 2012	2012/07/09	2012/07/16
16308	Daiwa Capital Mkt – HSBC European Put Warrants Jul 2012 A	2012/07/09	2012/07/16
16315	Daiwa Capital Mkt – HSBC European Warrants Jul 2012	2012/07/09	2012/07/16
16309	Daiwa Capital Mkt – Hutchison European Put Warrants Jul 2012	2012/07/09	2012/07/16
16310	Daiwa Capital Mkt – Hutchison European Warrants Jul 2012	2012/07/09	2012/07/16
15776	HK Bank – ICBC European Warrants Jul 2012	2012/07/09	2012/07/16
15416	Standard Chartered Bank – China Overseas Euro Wt Jul 2012	2012/07/09	2012/07/16
15041	Barclays Bank plc – ICBC European Warrants Jul 2012	2012/07/10	2012/07/17
22667	BOCI Asia Ltd. – HSBC European Put Warrants Jul 2012	2012/07/10	2012/07/17
15703	CC Rabobank B.A. – AIA European Warrants Jul 2012	2012/07/10	2012/07/17
15555	CC Rabobank B.A. – Anhui Conch European Warrants Jul 2012	2012/07/10	2012/07/17
15566	CC Rabobank B.A. – Belle Int'l European Warrants Jul 2012	2012/07/10	2012/07/17
16184	CC Rabobank B.A. – Ch Comm Cons European Warrants Jul 2012	2012/07/10	2012/07/17
15702	CC Rabobank B.A. – Ch Mobile European Warrants Jul 2012	2012/07/10	2012/07/17
15768	CC Rabobank B.A. – Ch Rongsheng European Warrants Jul 2012	2012/07/10	2012/07/17
15567	CC Rabobank B.A. – China Life European Warrants Jul 2012	2012/07/10	2012/07/17
13165	CC Rabobank B.A. – China Oilfield European Warrants Jul 2012	2012/07/10	2012/07/17
15045	CC Rabobank B.A. – China Shenhua European Warrants Jul 2012	2012/07/10	2012/07/17
15645	CC Rabobank B.A. – China Shenhua European Warrants Jul 2012A	2012/07/10	2012/07/17
15764	CC Rabobank B.A. – China Tel European Warrants Jul 2012	2012/07/10	2012/07/17
14516	CC Rabobank B.A. – ChiUnicom European Warrants Jul 2012	2012/07/10	2012/07/17
14651	CC Rabobank B.A. – ChiUnicom European Warrants Jul 2012 A	2012/07/10	2012/07/17
15725	CC Rabobank B.A. – CPIC European Warrants Jul 2012	2012/07/10	2012/07/17
13164	CC Rabobank B.A. – Digital China European Warrants Jul 2012	2012/07/10	2012/07/17
15770	CC Rabobank B.A. – GCL-Poly Energy European Wts Jul 2012	2012/07/10	2012/07/17
15762	CC Rabobank B.A. – Gome European Warrants Jul 2012	2012/07/10	2012/07/17
14652	CC Rabobank B.A. – Jiangxi Copper European Warrants Jul 2012	2012/07/10	2012/07/17
15561	CC Rabobank B.A. – Li & Fung European Warrants Jul 2012	2012/07/10	2012/07/17
15718	CC Rabobank B.A. – Luk Fook Hold European Warrants Jul 2012	2012/07/10	2012/07/17
16185	CC Rabobank B.A. – NVC Lighting European Warrants Jul 2012	2012/07/10	2012/07/17
15527	CC Rabobank B.A. – Sinopec Corp European Warrants Jul 2012	2012/07/10	2012/07/17
15649	CC Rabobank B.A. – Tencent Holdings European Put Wt Jul 2012	2012/07/10	2012/07/17
15648	CC Rabobank B.A. – Tencent Holdings European Wts Jul 2012 A	2012/07/10	2012/07/17
15766	CC Rabobank B.A. – Yurun Food European Warrants Jul 2012	2012/07/10	2012/07/17
17244	Citigroup Global Mkt H Inc. – AIA European Wts Jul 2012 A	2012/07/10	2012/07/17
16017	Citigroup Global Mkt H Inc. – CC Bank European Wt Jul 2012	2012/07/10	2012/07/17
14638	Citigroup Global Mkt H Inc. – Ch Overseas Euro Wts Jul 2012	2012/07/10	2012/07/17
15313	Daiwa Capital Mkt – HKEx European Warrants Jul 2012	2012/07/10	2012/07/17
16268	Goldman Sachs SP (Asia) – HSBC European Warrants Jul 2012 A	2012/07/10	2012/07/17
16681	HK Bank – Tencent European Warrants Jul 2012	2012/07/10	2012/07/17
17416	Macquarie Bank Ltd. – Jiangxi Copper Euro Put Wts Jul 2012 A	2012/07/10	2012/07/17
11339	Merrill Lynch Int'l & Co. C.V. – CNOOC European Wts Jul 2012	2012/07/10	2012/07/17
16281	Merrill Lynch Int'l & Co. C.V. – Hutchison Eur Wt Jul 2012	2012/07/10	2012/07/17
16284	Merrill Lynch Int'l & Co. C.V. – PetroChina Eu Wt Jul 2012	2012/07/10	2012/07/17
16239	Merrill Lynch Int'l & Co. C.V. – Ping An Euro Wts Jul 2012	2012/07/10	2012/07/17
16795	SGA Societe Generale Acceptance N.V. – CLife Eu Wt Jul 2012A	2012/07/10	2012/07/17
24605	SGA Societe Generale Acceptance N.V. – HSBC Eu Put Wt Jul 12	2012/07/10	2012/07/17
16322	SGA Societe Generale Acceptance N.V. – ICBC Eu Wt Jul 2012	2012/07/10	2012/07/17
16323	SGA Societe Generale Acceptance N.V. –Ping An Eu Wt Jul 2012	2012/07/10	2012/07/17
16675	SGA Societe Generale Acceptance N.V. –Tencent Eu Wt Jul 2012	2012/07/10	2012/07/17
16285	Standard Chartered Bank – Sands China European Wts Jul 2012	2012/07/10	2012/07/17
17346	Standard Chartered Bank – AIA European Warrants Jul 2012 A	2012/07/10	2012/07/17
14909	UBS AG – BYD European Warrants Jul 2012	2012/07/10	2012/07/17
15610	UBS AG – China Life European Warrants Jul 2012 B	2012/07/10	2012/07/17
15221	UBS AG – HKEx European Warrants Jul 2012	2012/07/10	2012/07/17
15544	UBS AG – Minsheng Bank European Warrants Jul 2012	2012/07/10	2012/07/17
15081	UBS AG – Tencent Holdings European Warrants Jul 2012	2012/07/10	2012/07/17
16368	Citigroup Global Mkt H Inc. – Sinopec Corp Eu Wts Jul 2012	2012/07/12	2012/07/19
13295	HK Bank – China Overseas European Warrants Jul 2012	2012/07/12	2012/07/19
28096	HK Bank – CNOOC European Warrants Jul 2012	2012/07/12	2012/07/19
15193	J P Morgan SP BV – A50 China European Warrants Jul 2012	2012/07/12	2012/07/19
13719	KBC Fin Products Int'l Ltd. – A50 Ch Euro Wts Jul 2012	2012/07/12	2012/07/19
13327	KBC Fin Products Int'l Ltd. – CITIC P European Wts Jul 2012	2012/07/12	2012/07/19
13330	KBC Fin Products Int'l Ltd. – CITIC Pac Euro Put Wt Jul 2012	2012/07/12	2012/07/19
16759	Merrill Lynch Int'l & Co. C.V. – China Life Eu Wt Jul 2012 A	2012/07/12	2012/07/19
16674	SGA Societe Generale Acceptance N.V. – HWL Eur Wt Jul 2012	2012/07/12	2012/07/19
16327	SGA Societe Generale Acceptance N.V.-Anhui Conch Eu Wt Jul 12	2012/07/12	2012/07/19
16331	SGA Societe Generale Acceptance NV-Zijin Mining Eu Wt Jul 12	2012/07/12	2012/07/19
15310	Standard Chartered Bank-China Life European Wts Jul 2012 B	2012/07/12	2012/07/19
15174	UBS AG – A50 China European Warrants Jul 2012 A	2012/07/12	2012/07/19
16396	HK Bank – A50 China European Warrants Jul 2012	2012/07/13	2012/07/20
16391	HK Bank – HWL European Warrants Jul 2012	2012/07/13	2012/07/20
15487	BOCI Asia Ltd. – Ch Overseas European Warrants Jul 2012	2012/07/16	2012/07/23
16084	HK Bank – AIA European Warrants Jul 2012	2012/07/16	2012/07/23
29636	Macquarie Bank Ltd. – China Overseas European Wts Jul 2012	2012/07/16	2012/07/23
15899	Bank of East Asia – Anhui Conch European Warrants Jul 2012	2012/07/17	2012/07/24
14370	Bank of East Asia – BYD European Warrants Jul 2012	2012/07/17	2012/07/24
12986	Bank of East Asia – China Overseas Euro Warrants Jul 2012	2012/07/17	2012/07/24
12491	Bank of East Asia – HKEx European Warrants Jul 2012	2012/07/17	2012/07/24
14534	Bank of East Asia – JIANC European Put Warrants Jul 2012	2012/07/17	2012/07/24
16519	BOCI Asia Ltd. – Tencent Holdings European Warrants Jul 2012	2012/07/17	2012/07/24
15972	CC Rabobank B.A. – CC Bank European Put Warrants Jul 2012	2012/07/17	2012/07/24
15969	CC Rabobank B.A. – CC Bank European Warrants Jul 2012	2012/07/17	2012/07/24

List of expired derivative warrants, 2012 (continued)

Code	Warrant	Last trading date	Delisted date
14589	CC Rabobank B.A. – Tencent Holdings European Wts Jul 2012	2012/07/17	2012/07/24
13127	CC Rabobank B.A. – United Lab European Warrants Jul 2012	2012/07/17	2012/07/24
16369	Citigroup Global Mkt H Inc. – Anhui Conch Euro Wts Jul 2012	2012/07/17	2012/07/24
16418	Citigroup Global Mkt H Inc. – Belle Int'l Euro Wts Jul 2012	2012/07/17	2012/07/24
16420	Citigroup Global Mkt H Inc. – Datang European Wts Jul 2012	2012/07/17	2012/07/24
13837	Citigroup Global Mkt H Inc. – HKEx European Wts Jul 2012	2012/07/17	2012/07/24
16370	Citigroup Global Mkt H Inc. – Weichai Power Eu Wts Jul 2012	2012/07/17	2012/07/24
16201	Credit Suisse – SPDR Gold Trust European Warrants Jul 2012	2012/07/17	2012/07/24
17872	Credit Suisse AG – HKEx European Warrants Jul 2012 A	2012/07/17	2012/07/24
17532	Daiwa Capital Mkt – China Mobile European Wts Jul 2012 A	2012/07/17	2012/07/24
15333	Daiwa Capital Mkt – CNOOC European Warrants Jul 2012	2012/07/17	2012/07/24
16248	Goldman Sachs SP (Asia) – Agri Bk European Wts Jul 2012	2012/07/17	2012/07/24
16246	Goldman Sachs SP (Asia) – SJM Holdings European Wts Jul 2012	2012/07/17	2012/07/24
14505	HK Bank – HKEx European Warrants Jul 2012	2012/07/17	2012/07/24
13820	KBC Fin Products Int'l Ltd. – HKEx Euro Warrants Jul 2012	2012/07/17	2012/07/24
16224	Macquarie Bank Ltd. – Sinopharm European Warrants Jul 2012	2012/07/17	2012/07/24
11532	Merrill Lynch Int'l & Co. C.V. – AIA European Warrants Jul 2012	2012/07/17	2012/07/24
16240	Merrill Lynch Int'l & Co. C.V. – China Life Eu Wt Jul 2012	2012/07/17	2012/07/24
14288	Nomura Int'l plc – CNOOC European Warrants Jul 2012	2012/07/17	2012/07/24
17144	Nomura Int'l plc – ICBC European Warrants Jul 2012	2012/07/17	2012/07/24
21084	RB of Scotland N.V. – Sinopharm European Warrants Jul 2012	2012/07/17	2012/07/24
15822	SGA Societe Generale Acceptance N.V. – Li & Fung Eu Wt Jul 2012	2012/07/17	2012/07/24
16139	Standard Chartered Bank – CNBM European Warrants Jul 2012	2012/07/17	2012/07/24
17170	Standard Chartered Bank – ICBC European Warrants Jul 2012 A	2012/07/17	2012/07/24
17966	UBS AG – CC Bank European Warrants Jul 2012 D	2012/07/17	2012/07/24
16704	UBS AG – China Life European Put Warrants Jul 2012	2012/07/17	2012/07/24
16159	UBS AG – China National Building European Warrants Jul 2012	2012/07/17	2012/07/24
15906	UBS AG – CNOOC European Warrants Jul 2012	2012/07/17	2012/07/24
16353	UBS AG – Hutchison European Warrants Jul 2012 A	2012/07/17	2012/07/24
16512	Citigroup Global Mkt H Inc.-Tencent European Wts Jul 2012	2012/07/18	2012/07/25
17434	Nomura Int'l plc – CC Bank European Warrants Jul 2012 A	2012/07/18	2012/07/25
15783	CC Rabobank B.A. – MTRC European Warrants Jul 2012	2012/07/19	2012/07/26
17178	Daiwa Capital Mkt –Agricultural Bank European Wts Jul 2012	2012/07/19	2012/07/26
14542	J P Morgan SP BV – China Unicom European Warrants Jul 2012	2012/07/19	2012/07/26
12585	SGA Societe Generale Acceptance N.V. – A50 Ch Eu Wt Jul 12A	2012/07/19	2012/07/26
27223	SGA Societe Generale Acceptance N.V. – A50 Ch Eu Wt Jul 2012	2012/07/19	2012/07/26
11320	UBS AG – A50 China European Warrants Jul 2012	2012/07/19	2012/07/26
15921	CC Rabobank B.A. – A50 China European Put Warrants Jul 2012	2012/07/20	2012/07/27
17217	CC Rabobank B.A. – AIA European Warrants Jul 2012 A	2012/07/20	2012/07/27
16989	CC Rabobank B.A. – BYD European Warrants Jul 2012	2012/07/20	2012/07/27
16866	CC Rabobank B.A. – Ch Mobile European Put Wts Jul 2012	2012/07/20	2012/07/27
16728	CC Rabobank B.A. – Galaxy Ent European Warrants Jul 2012	2012/07/20	2012/07/27
16832	CC Rabobank B.A. – Zijin Mining European Warrants Jul 2012	2012/07/20	2012/07/27
16243	Citigroup Global Mkt H Inc. – A50 China Eur Put Wts Jul 2012	2012/07/20	2012/07/27
17970	Citigroup Global Mkt H Inc. – China Life Euro Wts Jul 2012 A	2012/07/20	2012/07/27
17304	J P Morgan SP BV – HSBC European Warrants Jul 2012 A	2012/07/20	2012/07/27
16664	Merrill Lynch Int'l & Co. C.V. – HSBC Euro Wts Jul 2012	2012/07/20	2012/07/27
17296	Merrill Lynch Int'l & Co. C.V. – Hutchison Eur Wt Jul 2012 A	2012/07/20	2012/07/27
15236	Nomura Int'l plc – BOCL European Warrants Jul 2012	2012/07/20	2012/07/27
15998	Nomura Int'l plc – BOCL European Warrants Jul 2012 A	2012/07/20	2012/07/27
15865	Nomura Int'l plc – Sh Petrochem European Warrants Jul 2012	2012/07/20	2012/07/27
15986	Nomura Int'l plc –CITIC Bank European Warrants Jul 2012	2012/07/20	2012/07/27
16876	Standard Chartered Bank – Hutchison Euro Euro Wts Jul 2012 A	2012/07/20	2012/07/27
15309	UBS AG – China Life European Warrants Jul 2012	2012/07/20	2012/07/27
16659	UBS AG – China Mobile European Put Warrants Jul 2012	2012/07/20	2012/07/27
16514	UBS AG – ICBC European Warrants Jul 2012	2012/07/20	2012/07/27
17246	Citigroup Global Mkt H Inc. – China Mobile Eur Wt Jul 2012 A	2012/07/23	2012/07/30
16472	Daiwa Capital Mkt – BOCL European Warrants Jul 2012 A	2012/07/23	2012/07/30
16473	Daiwa Capital Mkt – ICBC European Warrants Jul 2012	2012/07/23	2012/07/30
16043	HK Bank – BOCL European Warrants Jul 2012	2012/07/23	2012/07/30
18049	HK Bank – China Mobile European Warrants Jul 2012 A	2012/07/23	2012/07/30
16943	J P Morgan SP BV – China Mob European Wts Jul 2012 A	2012/07/23	2012/07/30
14764	Merrill Lynch Int'l & Co. C.V. – Ag Bk Euro Wts Jul 2012	2012/07/23	2012/07/30
17435	Nomura Int'l plc – China Mobile European Warrants Jul 2012 A	2012/07/23	2012/07/30
15076	Barclays Bank plc – CC Bank European Warrants Jul 2012	2012/07/24	2012/07/31
14161	Barclays Bank plc – CNOOC European Warrants Jul 2012 B	2012/07/24	2012/07/31
25058	Barclays Bank plc – HKEx European Warrants Jul 2012	2012/07/24	2012/07/31
13756	BNP Paribas Arbit Issu B.V. – HSCEI Euro Put Wts Jul 2012	2012/07/24	2012/07/31
16028	BNP Paribas Arbit Issu B.V. – HSI Euro Put Wts Jul 2012	2012/07/24	2012/07/31
16534	BNP Paribas Arbit Issu B.V. – HSI Euro Put Wts Jul 2012 A	2012/07/24	2012/07/31
15071	BNP Paribas Arbit Issu B.V. – HSI European Wts Jul 2012	2012/07/24	2012/07/31
17427	BOCI Asia Ltd. – BYD European Warrants Jul 2012 A	2012/07/24	2012/07/31
14304	BOCI Asia Ltd. – HKEx European Warrants Jul 2012	2012/07/24	2012/07/31
15630	BOCI Asia Ltd. – HSI European Put Warrants Jul 2012	2012/07/24	2012/07/31
15700	CC Rabobank B.A. – Ch LongYuan European Warrants Jul 2012	2012/07/24	2012/07/31
15704	CC Rabobank B.A. – China COSCO European Warrants Jul 2012	2012/07/24	2012/07/31
16182	CC Rabobank B.A. – China Railway European Wts Jul 2012	2012/07/24	2012/07/31
15644	CC Rabobank B.A. – CSR European Warrants Jul 2012	2012/07/24	2012/07/31
15640	CC Rabobank B.A. – Datang European Warrants Jul 2012	2012/07/24	2012/07/31
15642	CC Rabobank B.A. – Lonking European Warrants Jul 2012	2012/07/24	2012/07/31
15643	CC Rabobank B.A. – Sany Int'l European Warrants Jul 2012	2012/07/24	2012/07/31
26471	CC Rabobank B.A. – Sino Ocean Land European Warrants Jul 12	2012/07/24	2012/07/31
15558	CC Rabobank B.A. – SJM Holdings European Warrants Jul 2012	2012/07/24	2012/07/31
15695	CC Rabobank B.A. – Skyworth Digital European Wts Jul 2012	2012/07/24	2012/07/31
15641	CC Rabobank B.A. – Xinyi Glass European Warrants Jul 2012	2012/07/24	2012/07/31
15696	CC Rabobank B.A. – ZTE European Warrants Jul 2012	2012/07/24	2012/07/31
16841	Citigroup Global Mkt H Inc. – HSI European Put Wt Jul 2012	2012/07/24	2012/07/31

List of expired derivative warrants, 2012 (continued)

Code	Warrant	Last trading date	Delisted date
27687	Credit Suisse AG – A50 China European Warrants Jul 2012	2012/07/24	2012/07/31
17204	Credit Suisse AG – AIA European Warrants Jul 2012 A	2012/07/24	2012/07/31
17232	Credit Suisse AG – BYD European Warrants Jul 2012 A	2012/07/24	2012/07/31
17658	Credit Suisse AG – CC Bank European Warrants Jul 2012 C	2012/07/24	2012/07/31
16597	Credit Suisse AG – China Life European Put Warrants Jul 2012	2012/07/24	2012/07/31
17008	Credit Suisse AG – China Mobile European Put Wts Jul 2012	2012/07/24	2012/07/31
17231	Credit Suisse AG – ChiUnicom European Warrants Jul 2012 A	2012/07/24	2012/07/31
16480	Credit Suisse AG – CNOOC European Warrants Jul 2012	2012/07/24	2012/07/31
16791	Credit Suisse AG – HSI European Put Warrants Jul 2012	2012/07/24	2012/07/31
16851	Credit Suisse AG – HSI European Put Warrants Jul 2012 A	2012/07/24	2012/07/31
17861	Credit Suisse AG – HSI European Warrants Jul 2012 B	2012/07/24	2012/07/31
17229	Credit Suisse AG – Hutchison European Warrants Jul 2012 A	2012/07/24	2012/07/31
18077	Credit Suisse AG – Hutchison European Warrants Jul 2012 B	2012/07/24	2012/07/31
16476	Credit Suisse AG – ICBC European Warrants Jul 2012 A	2012/07/24	2012/07/31
17006	Credit Suisse AG – ICBC European Warrants Jul 2012 B	2012/07/24	2012/07/31
16702	Credit Suisse AG – Jiangxi Copper European Put Wts Jul 2012	2012/07/24	2012/07/31
20828	Credit Suisse AG – Sinopharm European Warrants Jul 2012	2012/07/24	2012/07/31
16376	Credit Suisse AG – Tencent Holdings Euro Put Wts Jul 2012	2012/07/24	2012/07/31
16498	Credit Suisse AG – Tencent Holdings European Wts Jul 2012	2012/07/24	2012/07/31
16375	Credit Suisse AG – Wharf European Warrants Jul 2012	2012/07/24	2012/07/31
17079	Daiwa Capital Mkt – CCB European Put Warrants Jul 2012 A	2012/07/24	2012/07/31
16087	Goldman Sachs SP (Asia) – BOCL European Warrants Jul 2012	2012/07/24	2012/07/31
17213	Goldman Sachs SP (Asia) – CC Bank European Wts Jul 2012 A	2012/07/24	2012/07/31
16247	Goldman Sachs SP (Asia) – China Shenhua Euro Wts Jul 2012	2012/07/24	2012/07/31
16862	Goldman Sachs SP (Asia) – HSBC European Warrants Jul 2012 B	2012/07/24	2012/07/31
16648	Goldman Sachs SP (Asia) – HSI European Put Wts Jul 2012	2012/07/24	2012/07/31
16491	Goldman Sachs SP (Asia) – HSI European Warrants Jul 2012	2012/07/24	2012/07/31
11898	HK Bank – HSI European Put Warrants Jul 2012	2012/07/24	2012/07/31
16392	HK Bank – Sinopec Corp European Warrants Jul 2012	2012/07/24	2012/07/31
15658	J P Morgan Int'l Der. Ltd. – CC Bank European Wts Jul 2012	2012/07/24	2012/07/31
15802	J P Morgan SP BV – BankComm European Warrants Jul 2012	2012/07/24	2012/07/31
15803	J P Morgan SP BV – China Life European Put Warrants Jul 2012	2012/07/24	2012/07/31
16467	J P Morgan SP BV – China Mob European Wts Jul 2012	2012/07/24	2012/07/31
14797	J P Morgan SP BV – HSI European Put Warrants Jul 2012	2012/07/24	2012/07/31
14799	J P Morgan SP BV – HSI European Warrants Jul 2012	2012/07/24	2012/07/31
15799	J P Morgan SP BV – Minsheng Bank European Warrants Jul 2012	2012/07/24	2012/07/31
25558	Macquarie Bank Ltd. -Lee & Man Paper European Warrants Jul12	2012/07/24	2012/07/31
17298	Merrill Lynch Int'l & Co. C.V. – BOCL European Wt Jul 2012 A	2012/07/24	2012/07/31
16445	Merrill Lynch Int'l & Co. C.V. – Ch Mobile Eur Wt Jul 2012	2012/07/24	2012/07/31
14697	Merrill Lynch Int'l & Co. C.V. – HSCEI Euro Put Wt Jul 2012	2012/07/24	2012/07/31
16580	Merrill Lynch Int'l & Co. C.V. – HSI Euro Put Wts Jul 2012	2012/07/24	2012/07/31
28229	Merrill Lynch Int'l & Co. C.V. – Ping An Euro Put Wts Jul 12	2012/07/24	2012/07/31
16444	Merrill Lynch Int'l & Co. C.V. – Sinopec Euro Wts Jul 2012	2012/07/24	2012/07/31
16486	Merrill Lynch Int'l & Co. C.V. – Tencent Euro Wts Jul 2012 A	2012/07/24	2012/07/31
13057	Nomura Int'l plc – KECL European Warrants Jul 2012	2012/07/24	2012/07/31
16974	Nomura Int'l plc – Tencent Holdings Euro Warrants Jul 2012	2012/07/24	2012/07/31
16440	SGA Societe Generale Acceptance N.V. – AGBK Eu Wt Jul 2012	2012/07/24	2012/07/31
17610	SGA Societe Generale Acceptance N.V. – CCB Eur Wt Jul 2012 A	2012/07/24	2012/07/31
15508	SGA Societe Generale Acceptance N.V. – CNBM Euro Wt Jul 2012	2012/07/24	2012/07/31
17036	SGA Societe Generale Acceptance N.V. – HSBC Eu Wt Jul 2012	2012/07/24	2012/07/31
16487	SGA Societe Generale Acceptance N.V. – ICBC Eu Wt Jul 2012 A	2012/07/24	2012/07/31
16504	SGA Societe Generale Acceptance N.V. -HSI Eu Put Wt Jul 2012	2012/07/24	2012/07/31
16006	Standard Chartered Bank – HSI European Put Wts Jul 2012	2012/07/24	2012/07/31
14686	Standard Chartered Bank – Yurun Food Euro Warrants Jul 2012	2012/07/24	2012/07/31
13047	Standard Chartered Bank-China Life European Wts Jul 2012	2012/07/24	2012/07/31
17208	UBS AG – AIA European Warrants Jul 2012 A	2012/07/24	2012/07/31
15435	UBS AG – BYD European Warrants Jul 2012 A	2012/07/24	2012/07/31
16754	UBS AG – China Mobile European Put Warrants Jul 2012 C	2012/07/24	2012/07/31
16333	UBS AG – China Tel European Warrants Jul 2012 A	2012/07/24	2012/07/31
16433	UBS AG – China Unicom European Warrants Jul 2012 A	2012/07/24	2012/07/31
16408	UBS AG – HSBC European Put Warrants Jul 2012	2012/07/24	2012/07/31
16567	UBS AG – HSBC European Warrants Jul 2012	2012/07/24	2012/07/31
15367	UBS AG – HSI European Put Warrants Jul 2012	2012/07/24	2012/07/31
16591	UBS AG – HSI European Put Warrants Jul 2012 A	2012/07/24	2012/07/31
16789	UBS AG – HSI European Put Warrants Jul 2012 B	2012/07/24	2012/07/31
17407	UBS AG – HSI European Warrants Jul 2012 C	2012/07/24	2012/07/31
18200	UBS AG – HSI European Warrants Jul 2012 D	2012/07/24	2012/07/31
17488	UBS AG – Hutchison European Warrants Jul 2012 C	2012/07/24	2012/07/31
16114	UBS AG – Tencent Holdings European Warrants Jul 2012 A	2012/07/24	2012/07/31
16030	Barclays Bank plc – CITBK European Warrants Jul 2012	2012/07/25	2012/08/01
15907	Barclays Bank plc – HSBC European Warrants Jul 2012	2012/07/25	2012/08/01
16389	Barclays Bank plc – ICBC European Warrants Jul 2012 A	2012/07/25	2012/08/01
17634	Credit Suisse AG – China Mobile European Warrants Jul 2012 A	2012/07/25	2012/08/01
17272	Credit Suisse AG – China Shenhua European Wts Jul 2012 A	2012/07/25	2012/08/01
17696	Credit Suisse AG – China Tel European Warrants Jul 2012 A	2012/07/25	2012/08/01
17357	Credit Suisse AG – Ping An European Warrants Jul 2012 A	2012/07/25	2012/08/01
16503	Merrill Lynch Int'l & Co. C.V. – CC Bank Euro Wts Jul 2012	2012/07/25	2012/08/01
16450	Merrill Lynch Int'l & Co. C.V. – Ch Mobile Eu Put Wt Jul2012	2012/07/25	2012/08/01
27049	Nomura Int'l plc – A50 China European Warrants Jul 2012	2012/07/25	2012/08/01
15244	Nomura Int'l plc – A50 China European Warrants Jul 2012 A	2012/07/25	2012/08/01
17141	Nomura Int'l plc – BYD European Warrants Jul 2012	2012/07/25	2012/08/01
16976	Nomura Int'l plc – China Telecom European Put Wts Jul 2012	2012/07/25	2012/08/01
15439	UBS AG – China Life European Warrants Jul 2012 A	2012/07/25	2012/08/01
16530	UBS AG – China Mobile European Warrants Jul 2012 B	2012/07/25	2012/08/01
26321	BNP Paribas Arbit Issu B.V. – A50 China Euro Wts Aug 2012	2012/07/26	2012/08/02
12378	BOCI Asia Ltd. – Tracker Fund European Warrants Aug 2012	2012/07/26	2012/08/02
16831	CC Rabobank B.A. – CNOOC European Warrants Aug 2012 A	2012/07/26	2012/08/02

List of expired derivative warrants, 2012 (continued)

Code	Warrant	Last trading date	Delisted date
17574	Citigroup Global Mkt H Inc. – China Life Euro Wts Aug 2012 A	2012/07/26	2012/08/02
15580	Citigroup Global Mkt H Inc. – HKEx European Wts Aug 2012	2012/07/26	2012/08/02
15553	Credit Suisse AG – China Coal European Warrants Aug 2012	2012/07/26	2012/08/02
16806	Credit Suisse AG – CNOOC European Warrants Aug 2012 A	2012/07/26	2012/08/02
16051	Credit Suisse AG – HKEx European Warrants Aug 2012	2012/07/26	2012/08/02
16895	Credit Suisse AG – HKEx European Warrants Aug 2012 A	2012/07/26	2012/08/02
17558	Credit Suisse AG – HSBC European Wts Aug 2012 B	2012/07/26	2012/08/02
16901	Daiwa Capital Mkt – HKEx European Warrants Aug 2012 A	2012/07/26	2012/08/02
17586	Daiwa Capital Mkt – HSBC European Warrants Aug 2012 A	2012/07/26	2012/08/02
17181	Daiwa Capital Mkt – PetroChina European Warrants Aug 2012	2012/07/26	2012/08/02
17177	Daiwa Capital Mkt -Agricultural Bank European Wts Aug 2012	2012/07/26	2012/08/02
15134	HK Bank – A50 China European Warrants Aug 2012	2012/07/26	2012/08/02
14471	HK Bank – China Life European Warrants Aug 2012	2012/07/26	2012/08/02
14716	J P Morgan SP BV – A50 China European Warrants Aug 2012	2012/07/26	2012/08/02
16122	J P Morgan SP BV – Agricultural Bk Euro Warrants Aug 2012	2012/07/26	2012/08/02
15412	J P Morgan SP BV – HKEx European Warrants Aug 2012	2012/07/26	2012/08/02
13921	KBC Fin Products Int'l Ltd. – A50 Ch Euro Wts Aug 2012	2012/07/26	2012/08/02
14187	KBC Fin Products Int'l Ltd. – CK(H) Euro Put Wts Aug 2012	2012/07/26	2012/08/02
11254	Macquarie Bank Ltd. – China Unicom European Wts Aug 2012	2012/07/26	2012/08/02
16861	Merrill Lynch Int'l & Co. C.V. – CNOOC Euro Wts Aug 2012	2012/07/26	2012/08/02
17340	Nomura Int'l plc – A50 China European Warrants Aug 2012 A	2012/07/26	2012/08/02
17318	Nomura Int'l plc – Agricultural Bk Euro Warrants Aug 2012 A	2012/07/26	2012/08/02
16978	Nomura Int'l plc – CNOOC European Warrants Aug 2012	2012/07/26	2012/08/02
14476	SGA Societe Generale Acceptance N.V. – A50 Ch Eu Wt Aug 2012	2012/07/26	2012/08/02
17212	SGA Societe Generale Acceptance N.V. – AIA Euro Wt Aug 2012A	2012/07/26	2012/08/02
14532	SGA Societe Generale Acceptance N.V. – BOCL Eu Wt Aug 2012	2012/07/26	2012/08/02
16959	SGA Societe Generale Acceptance N.V. – CNOOC Eu Wt Aug 2012	2012/07/26	2012/08/02
14780	SGA Societe Generale Acceptance N.V. – HKEx Eu Wt Aug 2012 A	2012/07/26	2012/08/02
17518	SGA Societe Generale Acceptance NV-Zijin Mining Eu Wt Aug12A	2012/07/26	2012/08/02
14687	Standard Chartered Bank – China Shenhua Euro Wts Aug 2012	2012/07/26	2012/08/02
14658	Standard Chartered Bank – China Unicom European Wts Aug 2012	2012/07/26	2012/08/02
16941	Standard Chartered Bank – HKEx European Warrants Aug 2012 A	2012/07/26	2012/08/02
13675	Standard Chartered Bank – MTRC European Warrants Aug 2012	2012/07/26	2012/08/02
13950	UBS AG – A50 China European Warrants Aug 2012	2012/07/26	2012/08/02
16157	UBS AG – China Coal European Warrants Aug 2012	2012/07/26	2012/08/02
16657	UBS AG – CNOOC European Warrants Aug 2012	2012/07/26	2012/08/02
15383	UBS AG – HKEx European Warrants Aug 2012 A	2012/07/26	2012/08/02
14965	BNP Paribas Arbit Issu B.V. – A50 China Euro Put Wt Aug 2012	2012/07/27	2012/08/03
14749	BNP Paribas Arbit Issu B.V. – A50 China Euro Wts Aug 2012 A	2012/07/27	2012/08/03
13263	BNP Paribas Arbit Issu B.V. – AIA European Warrants Aug 2012	2012/07/27	2012/08/03
15434	BNP Paribas Arbit Issu B.V. – Anhui Conch Euro Wts Aug 2012	2012/07/27	2012/08/03
14453	BNP Paribas Arbit Issu B.V. – BOCL European Wts Aug 2012 A	2012/07/27	2012/08/03
15153	BNP Paribas Arbit Issu B.V. – CC Bank Euro Wts Aug 2012	2012/07/27	2012/08/03
16074	BNP Paribas Arbit Issu B.V. – China COSCO Euro Wts Aug 2012	2012/07/27	2012/08/03
14576	BNP Paribas Arbit Issu B.V. – China Life Euro Wts Aug 2012	2012/07/27	2012/08/03
15324	BNP Paribas Arbit Issu B.V. – China Life Euro Wts Aug 2012 A	2012/07/27	2012/08/03
16459	BNP Paribas Arbit Issu B.V. – China Tel Euro Wts Aug 2012	2012/07/27	2012/08/03
16507	BNP Paribas Arbit Issu B.V. – China Tel Euro Wts Aug 2012 A	2012/07/27	2012/08/03
16237	BNP Paribas Arbit Issu B.V. – CITIC Bank Euro Wts Aug 2012	2012/07/27	2012/08/03
13407	BNP Paribas Arbit Issu B.V. – Galaxy Ent Euro Wts Aug 2012	2012/07/27	2012/08/03
15106	BNP Paribas Arbit Issu B.V. – Geely Auto Euro Wts Aug 2012	2012/07/27	2012/08/03
15514	BNP Paribas Arbit Issu B.V. – HKEx European Wts Aug 2012	2012/07/27	2012/08/03
16508	BNP Paribas Arbit Issu B.V. – Hutchison Euro Wts Aug 2012	2012/07/27	2012/08/03
14997	BNP Paribas Arbit Issu B.V. – ICBC European Wts Aug 2012	2012/07/27	2012/08/03
15155	BNP Paribas Arbit Issu B.V. – ICBC European Wts Aug 2012 A	2012/07/27	2012/08/03
13561	BNP Paribas Arbit Issu B.V. – Jiangxi Copper Eu Wts Aug 2012	2012/07/27	2012/08/03
17445	BNP Paribas Arbit Issu B.V. – Ping An European Wt Aug 2012 A	2012/07/27	2012/08/03
14429	BNP Paribas Arbit Issu B.V. – Sh Petrochem Euro Wts Aug 2012	2012/07/27	2012/08/03
16070	BNP Paribas Arbit Issu B.V. – Sinopharm Euro Wts Aug 2012	2012/07/27	2012/08/03
15341	BNP Paribas Arbit Issu B.V. – Tencent Eu Put Wt Aug 2012	2012/07/27	2012/08/03
15105	BNP Paribas Arbit Issu B.V. – Tsingtao Brew Euro Wt Aug 2012	2012/07/27	2012/08/03
13568	BNP Paribas Arbit Issu B.V. – WC Cement Euro Wts Aug 2012	2012/07/27	2012/08/03
15430	BNP Paribas Arbit Issu B.V. -Ting Yi European Wts Aug 2012	2012/07/27	2012/08/03
13264	BNP Paribas Arbit Issu B.V.-Agricultural Bank Eu Wt Aug 2012	2012/07/27	2012/08/03
11613	BNP Paribas Arbit Issu B.V.-Dongfeng Motor European Wt Aug12	2012/07/27	2012/08/03
15086	Macquarie Bank Ltd. – A50 China European Warrants Aug 2012	2012/07/27	2012/08/03
16261	Macquarie Bank Ltd. – BYD European Warrants Aug 2012	2012/07/27	2012/08/03
16565	Macquarie Bank Ltd. – BYD European Warrants Aug 2012 A	2012/07/27	2012/08/03
15875	Macquarie Bank Ltd. – Chi Res Land European Wts Aug 2012	2012/07/27	2012/08/03
15934	Macquarie Bank Ltd. – China Coal European Warrants Aug 2012	2012/07/27	2012/08/03
12952	Macquarie Bank Ltd. – China EB Ltd Euro Warrants Aug 2012	2012/07/27	2012/08/03
13796	Macquarie Bank Ltd. – China Life European Wts Aug 2012	2012/07/27	2012/08/03
16191	Macquarie Bank Ltd. – China Mobile Euro Put Wts Aug 2012	2012/07/27	2012/08/03
16190	Macquarie Bank Ltd. – China Mobile European Wts Aug 2012	2012/07/27	2012/08/03
17000	Macquarie Bank Ltd. – China Mobile European Wts Aug 2012 A	2012/07/27	2012/08/03
16919	Macquarie Bank Ltd. – China Shenhua European Wts Aug 2012	2012/07/27	2012/08/03
16326	Macquarie Bank Ltd. – China Tel European Warrants Aug 2012	2012/07/27	2012/08/03
17419	Macquarie Bank Ltd. – China Unicom European Wts Aug 2012 A	2012/07/27	2012/08/03
15395	Macquarie Bank Ltd. – CITIC Bank European Warrants Aug 2012	2012/07/27	2012/08/03
16887	Macquarie Bank Ltd. – CNOOC European Warrants Aug 2012	2012/07/27	2012/08/03
13445	Macquarie Bank Ltd. – COSCO Pacific European Wts Aug 2012	2012/07/27	2012/08/03
13797	Macquarie Bank Ltd. – COSCO Pacific European Wts Aug 2012 A	2012/07/27	2012/08/03
16594	Macquarie Bank Ltd. – CRCC European Warrants Aug 2012	2012/07/27	2012/08/03
16262	Macquarie Bank Ltd. – GAC European Wts Aug 2012	2012/07/27	2012/08/03
13901	Macquarie Bank Ltd. – HKEx European Warrants Aug 2012	2012/07/27	2012/08/03
16586	Macquarie Bank Ltd. – HSBC European Put Warrants Aug 2012	2012/07/27	2012/08/03
16360	Macquarie Bank Ltd. – ICBC European Warrants Aug 2012	2012/07/27	2012/08/03

List of expired derivative warrants, 2012 (continued)

Code	Warrant	Last trading date	Delisted date
16523	Macquarie Bank Ltd. – Minsheng Bank European Wts Aug 2012	2012/07/27	2012/08/03
13486	Macquarie Bank Ltd. – PICC P&C European Warrants Aug 2012	2012/07/27	2012/08/03
13736	Macquarie Bank Ltd. – PICC P&C European Warrants Aug 2012 A	2012/07/27	2012/08/03
16334	Macquarie Bank Ltd. – Ping An European Warrants Aug 2012	2012/07/27	2012/08/03
16592	Macquarie Bank Ltd. – Zijin Mining European Put Wts Aug 2012	2012/07/27	2012/08/03
16260	Macquarie Bank Ltd. – Zijin Mining European Wts Aug 2012	2012/07/27	2012/08/03
16595	Macquarie Bank Ltd. – Zijin Mining European Wts Aug 2012 A	2012/07/27	2012/08/03
14659	Standard Chartered Bank – Anhui Conch European Wts Aug 2012	2012/07/27	2012/08/03
14182	Standard Chartered Bank – BOCL European Warrants Aug 2012 A	2012/07/27	2012/08/03
15184	Standard Chartered Bank – HSBC European Warrants Aug 2012	2012/07/27	2012/08/03
16357	BOCI Asia Ltd. – China Mobile European Warrants Aug 2012	2012/07/30	2012/08/06
15807	BOCI Asia Ltd. – Tencent Holdings European Warrants Aug 2012	2012/07/30	2012/08/06
17567	Daiwa Capital Mkt – Hutchison European Put Wts Aug 2012 A	2012/07/30	2012/08/06
16613	Macquarie Bank Ltd. – Hutchison European Warrants Aug 2012	2012/07/30	2012/08/06
12363	Macquarie Bank Ltd. – KECL European Warrants Aug 2012	2012/07/30	2012/08/06
17086	Merrill Lynch Int'l & Co. C.V. – Ch Mobile Eur Wt Aug 2012	2012/07/30	2012/08/06
14841	Standard Chartered Bank – AIA European Warrants Aug 2012	2012/07/30	2012/08/06
16627	Standard Chartered Bank – BOCL European Warrants Aug 2012 B	2012/07/30	2012/08/06
15048	Standard Chartered Bank – China Mobile Euro Wts Aug 2012	2012/07/30	2012/08/06
16200	Standard Chartered Bank – China Mobile Euro Wts Aug 2012 A	2012/07/30	2012/08/06
16489	Standard Chartered Bank – China Unicom Euro Wts Aug 2012 A	2012/07/30	2012/08/06
16364	Standard Chartered Bank – HSBC European Warrants Aug 2012 A	2012/07/30	2012/08/06
16220	Standard Chartered Bank – Ping An European Warrants Aug 2012	2012/07/30	2012/08/06
14919	Standard Chartered Bank – Tencent Hldg European Wts Aug 2012	2012/07/30	2012/08/06
15809	BOCI Asia Ltd. – BOCL European Warrants Aug 2012	2012/07/31	2012/08/07
13668	BOCI Asia Ltd. – Ch Overseas European Warrants Aug 2012	2012/07/31	2012/08/07
16358	BOCI Asia Ltd. – China Mobile European Put Warrants Aug 2012	2012/07/31	2012/08/07
17395	BOCI Asia Ltd. – Ping An European Warrants Aug 2012 A	2012/07/31	2012/08/07
17219	CC Rabobank B.A. – China Life European Put Wts Aug 2012 B	2012/07/31	2012/08/07
15526	CC Rabobank B.A. – Ting Yi European Warrants Aug 2012	2012/07/31	2012/08/07
14930	Citigroup Global Mkt H Inc. – A50 China Euro Wts Aug 2012	2012/07/31	2012/08/07
16640	Citigroup Global Mkt H Inc. – GCL-Poly Energy Eu Wt Aug 2012	2012/07/31	2012/08/07
13946	Credit Suisse AG – A50 China European Warrants Aug 2012	2012/07/31	2012/08/07
18075	Credit Suisse AG – BYD European Warrants Aug 2012 A	2012/07/31	2012/08/07
17358	Credit Suisse AG – Hutchison European Put Warrants Aug 2012A	2012/07/31	2012/08/07
16649	Daiwa Capital Mkt – China Mobile European Warrants Aug 2012	2012/07/31	2012/08/07
17256	Goldman Sachs SP (Asia) – BankComm European Wts Aug 2012 A	2012/07/31	2012/08/07
16423	Goldman Sachs SP (Asia) – China Tel European Wts Aug 2012	2012/07/31	2012/08/07
16826	Goldman Sachs SP (Asia) – CNOOC European Warrants Aug 2012	2012/07/31	2012/08/07
16037	Goldman Sachs SP (Asia) – HKEx European Warrants Aug 2012	2012/07/31	2012/08/07
17620	Goldman Sachs SP (Asia) – HSBC European Put Wts Aug 2012 B	2012/07/31	2012/08/07
16875	J P Morgan SP BV – China Mob European Wts Aug 2012	2012/07/31	2012/08/07
16466	J P Morgan SP BV – China Tel European Warrants Aug 2012	2012/07/31	2012/08/07
16945	Macquarie Bank Ltd. – China Life European Put Wts Aug 2012	2012/07/31	2012/08/07
16653	Macquarie Bank Ltd. – Galaxy Ent European Warrants Aug 2012	2012/07/31	2012/08/07
17299	Merrill Lynch Int'l & Co. C.V. – Ping An Euro Wts Aug 2012 A	2012/07/31	2012/08/07
17070	SGA Societe Generale Acceptance N.V. – Ch Mob Eu Wt Aug 2012	2012/07/31	2012/08/07
16604	SGA Societe Generale Acceptance N.V. – CITBK Eu Wt Aug 2012	2012/07/31	2012/08/07
11541	SGA Societe Generale Acceptance N.V. – HKEx Eu Wt Aug 2012	2012/07/31	2012/08/07
16609	SGA Societe Generale Acceptance N.V. – Ping An Eu Wt Aug 2012	2012/07/31	2012/08/07
16603	SGA Societe Generale Acceptance N.V.-Anhui Conch Eu Wt Aug 12	2012/07/31	2012/08/07
15019	Standard Chartered Bank – ICBC European Warrants Aug 2012	2012/07/31	2012/08/07
13456	Standard Chartered Bank – Yurun Food Euro Warrants Aug 2012	2012/07/31	2012/08/07
17110	UBS AG – China Mobile European Warrants Aug 2012	2012/07/31	2012/08/07
17276	UBS AG – China Mobile European Warrants Aug 2012 A	2012/07/31	2012/08/07
12982	UBS AG – HKEx European Warrants Aug 2012	2012/07/31	2012/08/07
16859	UBS AG – HSBC European Put Warrants Aug 2012	2012/07/31	2012/08/07
16712	Bank of East Asia – China Tel European Put Warrants Aug 2012	2012/08/01	2012/08/08
16744	Citigroup Global Mkt H Inc. – Agricultural Bk Eu Wt Aug 2012	2012/08/02	2012/08/09
16753	Citigroup Global Mkt H Inc. – BankComm Euro Wts Aug 2012	2012/08/02	2012/08/09
16750	Citigroup Global Mkt H Inc. – BOCL European Wts Aug 2012	2012/08/02	2012/08/09
16752	Citigroup Global Mkt H Inc. – CC Bank European Wt Aug 2012	2012/08/02	2012/08/09
16751	Citigroup Global Mkt H Inc. – CITIC Bank Euro Wts Aug 2012	2012/08/02	2012/08/09
16747	Citigroup Global Mkt H Inc. – COSCO Pacific Euro Wt Aug 2012	2012/08/02	2012/08/09
16749	Citigroup Global Mkt H Inc. – Huaneng Power Euro Wt Aug 2012	2012/08/02	2012/08/09
16706	Daiwa Capital Mkt – HSBC European Put Warrants Aug 2012	2012/08/02	2012/08/09
16707	Daiwa Capital Mkt – HSBC European Warrants Aug 2012	2012/08/02	2012/08/09
17571	Daiwa Capital Mkt – ICBC European Warrants Aug 2012 A	2012/08/02	2012/08/09
16682	HK Bank – PetroChina European Warrants Aug 2012	2012/08/02	2012/08/09
13955	KBC Fin Products Int'l Ltd. – HKEx Euro Warrants Aug 2012	2012/08/02	2012/08/09
16651	Macquarie Bank Ltd. – Geely Auto European Warrants Aug 2012	2012/08/02	2012/08/09
16614	Macquarie Bank Ltd. – HKEx European Warrants Aug 2012 A	2012/08/02	2012/08/09
14772	Merrill Lynch Int'l & Co. C.V. – A50 China Eur Wt Aug 2012	2012/08/02	2012/08/09
15612	SGA Societe Generale Acceptance N.V. – CCoal Eur Wt Aug 2012	2012/08/02	2012/08/09
17541	SGA Societe Generale Acceptance N.V. – CLife Eu Wt Aug 2012B	2012/08/02	2012/08/09
16161	SGA Societe Generale Acceptance N.V. – PICC P&C Eu Wt Aug 12	2012/08/02	2012/08/09
13677	Standard Chartered Bank – A50 China Euro Warrants Aug 2012	2012/08/02	2012/08/09
13679	Standard Chartered Bank – BOCL European Warrants Aug 2012	2012/08/02	2012/08/09
12307	Standard Chartered Bank – BYD European Warrants Aug 2012	2012/08/02	2012/08/09
15273	Standard Chartered Bank – China Coal European Wts Aug 2012	2012/08/02	2012/08/09
13658	Standard Chartered Bank – CNOOC European Warrants Aug 2012	2012/08/02	2012/08/09
15270	Standard Chartered Bank – HKEx European Warrants Aug 2012	2012/08/02	2012/08/09
15350	Standard Chartered Bank – Sinopec Corp European Wts Aug 2012	2012/08/02	2012/08/09
14271	Standard Chartered Bank-China Life European Wts Aug 2012	2012/08/02	2012/08/09
16569	UBS AG – Agricultural Bank European Warrants Aug 2012	2012/08/02	2012/08/09
16642	UBS AG – HKEx European Warrants Aug 2012 B	2012/08/02	2012/08/09
16757	UBS AG – Hutchison European Put Warrants Aug 2012	2012/08/02	2012/08/09

List of expired derivative warrants, 2012 (continued)

Code	Warrant	Last trading date	Delisted date
16570	UBS AG – Ping An European Warrants Aug 2012	2012/08/02	2012/08/09
16755	UBS AG – Sinopec Corp European Put Warrants Aug 2012	2012/08/02	2012/08/09
16024	Citigroup Global Mkt H Inc. – PICC P&C European Wts Aug 2012	2012/08/03	2012/08/10
17685	Goldman Sachs SP (Asia) – China Life Euro Wts Aug 2012 B	2012/08/03	2012/08/10
17587	Daiwa Capital Mkt – HSBC European Warrants Aug 2012 B	2012/08/06	2012/08/13
13874	KBC Fin Products Int'l Ltd. – PetroChina Eur Put Wt Aug 2012	2012/08/06	2012/08/13
13871	KBC Fin Products Int'l Ltd. – SHK Ppt Euro Put Wts Aug 2012	2012/08/06	2012/08/13
16801	Macquarie Bank Ltd. – Hutchison European Put Wts Aug 2012	2012/08/06	2012/08/13
16812	Citigroup Global Mkt H Inc. – Ch Ship Cont Euro Wts Aug 2012	2012/08/07	2012/08/14
16811	Citigroup Global Mkt H Inc. – ICBC European Wts Aug 2012	2012/08/07	2012/08/14
12406	Citigroup Global Mkt H Inc. – PetroChina Euro Wts Aug 2012	2012/08/07	2012/08/14
16699	Credit Suisse AG – HSBC European Put Warrants Aug 2012	2012/08/07	2012/08/14
16698	Credit Suisse AG – Ping An European Put Warrants Aug 2012	2012/08/07	2012/08/14
16670	Goldman Sachs SP (Asia) – Anhui Conch European Wts Aug 2012	2012/08/07	2012/08/14
16769	Goldman Sachs SP (Asia) – China Life Euro Put Wts Aug 2012	2012/08/07	2012/08/14
16267	Goldman Sachs SP (Asia) – China Mobile Euro Wts Aug 2012	2012/08/07	2012/08/14
17391	Goldman Sachs SP (Asia) – Hutchison European Wts Aug 2012 A	2012/08/07	2012/08/14
16669	Goldman Sachs SP (Asia) – JIANG European Warrants Aug 2012	2012/08/07	2012/08/14
16386	Goldman Sachs SP (Asia) – Li & Fung European Wts Aug 2012	2012/08/07	2012/08/14
16671	Goldman Sachs SP (Asia) – Sands China European Wts Aug 2012	2012/08/07	2012/08/14
12380	HK Bank – KECL European Warrants Aug 2012	2012/08/07	2012/08/14
12785	HK Bank –BYD European Warrants Aug 2012	2012/08/07	2012/08/14
16758	Merrill Lynch Int'l & Co. C.V. – AIA Euro Wts Aug 2012	2012/08/07	2012/08/14
17087	Merrill Lynch Int'l & Co. C.V. – Ch Mobile Eur Wt Aug 2012 A	2012/08/07	2012/08/14
28981	Merrill Lynch Int'l & Co. C.V. – HKEx Euro Wts Aug 2012	2012/08/07	2012/08/14
16665	Merrill Lynch Int'l & Co. C.V. – HSBC Euro Put Wt Aug 2012	2012/08/07	2012/08/14
16666	Merrill Lynch Int'l & Co. C.V. –Hutchison Eu Put Wt Aug 2012	2012/08/07	2012/08/14
27454	Nomura Int'l plc – PetroChina European Warrants Aug 2012	2012/08/07	2012/08/14
17503	SGA Societe Generale Acceptance N.V. – CP&CC Eu Wt Aug 2012A	2012/08/07	2012/08/14
27267	SGA Societe Generale Acceptance N.V. – Petch Eu Wt Aug 2012	2012/08/07	2012/08/14
17169	Standard Chartered Bank – CC Bank European Wts Aug 2012	2012/08/07	2012/08/14
27318	Standard Chartered Bank – PetroChina European Warrants Aug12	2012/08/07	2012/08/14
16644	UBS AG – A50 China European Warrants Aug 2012 A	2012/08/07	2012/08/14
16516	UBS AG – BYD European Warrants Aug 2012 A	2012/08/07	2012/08/14
18277	UBS AG – CC Bank European Warrants Aug 2012 C	2012/08/07	2012/08/14
16858	UBS AG – China Tel European Warrants Aug 2012 A	2012/08/07	2012/08/14
16857	UBS AG – CITIC Sec European Warrants Aug 2012	2012/08/07	2012/08/14
16815	UBS AG – Hutchison European Put Warrants Aug 2012 A	2012/08/07	2012/08/14
16816	UBS AG – Ping An European Put Warrants Aug 2012	2012/08/07	2012/08/14
14369	Macquarie Bank Ltd. – R&F Ppt European Warrants Aug 2012	2012/08/08	2012/08/15
17528	Daiwa Capital Mkt – China Mobile European Put Wts Aug 2012 A	2012/08/09	2012/08/16
15334	Daiwa Capital Mkt – CNOOC European Warrants Aug 2012	2012/08/09	2012/08/16
15314	Daiwa Capital Mkt – HKEx European Warrants Aug 2012	2012/08/09	2012/08/16
16709	Daiwa Capital Mkt – ICBC European Put Warrants Aug 2012	2012/08/09	2012/08/16
16890	Daiwa Capital Mkt – Sinopec Corp European Put Wts Aug 2012	2012/08/09	2012/08/16
15815	HK Bank – Minsheng Bank European Warrants Aug 2012	2012/08/09	2012/08/16
16886	Macquarie Bank Ltd. – CITIC Sec European Warrants Aug 2012	2012/08/09	2012/08/16
16282	Merrill Lynch Int'l & Co. C.V. – HKEx Euro Wts Aug 2012 A	2012/08/09	2012/08/16
16329	SGA Societe Generale Acceptance N.V. –CPIC Euro Wts Aug 2012	2012/08/09	2012/08/16
16916	HK Bank – China Mobile European Warrants Aug 2012	2012/08/10	2012/08/17
12739	HK Bank – ZTE European Warrants Aug 2012	2012/08/10	2012/08/17
16009	Macquarie Bank Ltd. – Belle Int'l European Warrants Aug 2012	2012/08/10	2012/08/17
15918	CC Rabobank B.A. – A50 China European Warrants Aug 2012	2012/08/14	2012/08/21
15564	CC Rabobank B.A. – Agricultural Bk Euro Warrants Aug 2012	2012/08/14	2012/08/21
15565	CC Rabobank B.A. – Agricultural Bk Euro Warrants Aug 2012 A	2012/08/14	2012/08/21
15724	CC Rabobank B.A. – BOC HK European Warrants Aug 2012	2012/08/14	2012/08/21
15569	CC Rabobank B.A. – BOCL European Warrants Aug 2012	2012/08/14	2012/08/21
15970	CC Rabobank B.A. – CC Bank European Warrants Aug 2012	2012/08/14	2012/08/21
15720	CC Rabobank B.A. – China Coal European Warrants Aug 2012	2012/08/14	2012/08/21
14113	CC Rabobank B.A. – China EB Ltd European Warrants Aug 2012	2012/08/14	2012/08/21
16689	CC Rabobank B.A. – China Mer Hold European Warrants Aug 2012	2012/08/14	2012/08/21
15419	CC Rabobank B.A. – China Oilfield European Warrants Aug 2012	2012/08/14	2012/08/21
15765	CC Rabobank B.A. – China Tel European Warrants Aug 2012	2012/08/14	2012/08/21
16773	CC Rabobank B.A. – CITIC Sec European Warrants Aug 2012	2012/08/14	2012/08/21
15029	CC Rabobank B.A. – CNOOC European Warrants Aug 2012	2012/08/14	2012/08/21
15978	CC Rabobank B.A. – CPIC European Warrants Aug 2012	2012/08/14	2012/08/21
15977	CC Rabobank B.A. – ICBC European Put Warrants Aug 2012	2012/08/14	2012/08/21
15976	CC Rabobank B.A. – ICBC European Warrants Aug 2012 A	2012/08/14	2012/08/21
16695	CC Rabobank B.A. – Lenovo European Warrants Aug 2012	2012/08/14	2012/08/21
15784	CC Rabobank B.A. – Li & Fung European Warrants Aug 2012	2012/08/14	2012/08/21
16694	CC Rabobank B.A. – Li & Fung European Warrants Aug 2012 A	2012/08/14	2012/08/21
16691	CC Rabobank B.A. – Minsheng Bank European Wts Aug 2012	2012/08/14	2012/08/21
15761	CC Rabobank B.A. – Sinopec Corp European Warrants Aug 2012	2012/08/14	2012/08/21
16693	CC Rabobank B.A. – Sinopec Corp European Warrants Aug 2012 A	2012/08/14	2012/08/21
16692	CC Rabobank B.A. – Weichai Power European Wts Aug 2012	2012/08/14	2012/08/21
15973	CC Rabobank B.A. – Yanzhou Coal European Warrants Aug 2012	2012/08/14	2012/08/21
17894	Citigroup Global Mkt H Inc. – Hutchison Euro Wts Aug 2012 B	2012/08/14	2012/08/21
17869	Credit Suisse AG – Hutchison European Warrants Aug 2012 C	2012/08/14	2012/08/21
17870	Credit Suisse AG – Hutchison European Warrants Aug 2012 D	2012/08/14	2012/08/21
17491	Daiwa Capital Mkt – SHK Ppt European Warrants Aug 2012 A	2012/08/14	2012/08/21
16126	Goldman Sachs SP (Asia) – Belle Int'l European Wts Aug 2012	2012/08/14	2012/08/21
17619	Goldman Sachs SP (Asia) – HSBC European Warrants Aug 2012 A	2012/08/14	2012/08/21
16625	J P Morgan Int'l Der. Ltd. – CC Bank European Wts Aug 2012	2012/08/14	2012/08/21
18168	Macquarie Bank Ltd. – Evergrande European Wts Aug 2012 A	2012/08/14	2012/08/21
17946	Merrill Lynch Int'l & Co. C.V. – HSBC Euro Wts Aug 2012 B	2012/08/14	2012/08/21
16442	Merrill Lynch Int'l & Co. C.V. – Hutchison Eur Wt Aug 2012	2012/08/14	2012/08/21
16443	Merrill Lynch Int'l & Co. C.V. – PetroChina Eu Wt Aug 2012	2012/08/14	2012/08/21

List of expired derivative warrants, 2012 (continued)

Code	Warrant	Last trading date	Delisted date
13592	Merrill Lynch Int'l & Co. C.V. – R&P Ppt Euro Wts Aug 2012	2012/08/14	2012/08/21
17601	Merrill Lynch Int'l & Co. C.V. – Tencent Eu Put Wt Aug 2012A	2012/08/14	2012/08/21
16982	Nomura Int'l plc – China Mobile European Put Wts Aug 2012	2012/08/14	2012/08/21
17316	Nomura Int'l plc – Dongfang Elec European Wt Aug 2012 A	2012/08/14	2012/08/21
18261	Standard Chartered Bank – A50 China Euro Warrants Aug 2012 A	2012/08/14	2012/08/21
15145	UBS AG – BYD European Warrants Aug 2012	2012/08/14	2012/08/21
17389	UBS AG – CC Bank European Warrants Aug 2012 A	2012/08/14	2012/08/21
16950	UBS AG – Cheung Kong European Warrants Aug 2012	2012/08/14	2012/08/21
16952	UBS AG – Evergrande European Warrants Aug 2012	2012/08/14	2012/08/21
17347	UBS AG – Hutchison European Warrants Aug 2012 B	2012/08/14	2012/08/21
26927	UBS AG – PetroChina European Warrants Aug 2012	2012/08/14	2012/08/21
16949	UBS AG – SHK Ppt European Warrants Aug 2012	2012/08/14	2012/08/21
17218	CC Rabobank B.A. – China Life European Warrants Aug 2012 A	2012/08/15	2012/08/22
16912	Daiwa Capital Mkt – China Life European Warrants Aug 2012	2012/08/15	2012/08/22
16797	Goldman Sachs SP (Asia) – China Life Euro Wts Aug 2012	2012/08/15	2012/08/22
16624	J P Morgan SP BV – China Life European Warrants Aug 2012	2012/08/15	2012/08/22
17128	Merrill Lynch Int'l & Co. C.V. – China Life Eu Wt Aug 2012	2012/08/15	2012/08/22
17701	Merrill Lynch Int'l & Co. C.V. – Hutchison Eur Wt Aug 2012 A	2012/08/15	2012/08/22
17082	UBS AG – China Life European Warrants Aug 2012	2012/08/15	2012/08/22
16772	CC Rabobank B.A. – Chinares Cement European Wts Aug 2012	2012/08/16	2012/08/23
16998	J P Morgan SP BV – China Mob European Put Warrants Aug 2012	2012/08/16	2012/08/23
16983	Nomura Int'l plc – Lenovo European Warrants Aug 2012	2012/08/16	2012/08/23
17071	SGA Societe Generale Acceptance N.V. – CLife Eu Wt Aug 2012	2012/08/16	2012/08/23
17440	SGA Societe Generale Acceptance N.V. – HWL Eur Wt Aug 2012 A	2012/08/16	2012/08/23
17519	SGA Societe Generale Acceptance N.V.-Belle Int'l Eu Wt Aug12A	2012/08/16	2012/08/23
17022	UBS AG – CC Bank European Warrants Aug 2012	2012/08/16	2012/08/23
17388	UBS AG – ICBC European Warrants Aug 2012 B	2012/08/16	2012/08/23
15456	Bank of East Asia – Belle European Warrants Aug 2012	2012/08/17	2012/08/24
16821	Bank of East Asia – China COSCO European Warrants Aug 2012	2012/08/17	2012/08/24
14066	Bank of East Asia – HKEx European Warrants Aug 2012	2012/08/17	2012/08/24
16371	Citigroup Global Mkt H Inc. – ChiUnicom Euro Wts Aug 2012	2012/08/17	2012/08/24
17024	Citigroup Global Mkt H Inc. – Tencent Euro Put Wts Aug 2012	2012/08/17	2012/08/24
11304	HK Bank – Angang Steel European Warrants Aug 2012	2012/08/17	2012/08/24
17265	J P Morgan SP BV – Tencent European Put Warrants Aug 2012 A	2012/08/17	2012/08/24
17474	UBS AG – Hutchison European Warrants Aug 2012 C	2012/08/17	2012/08/24
17392	Goldman Sachs SP (Asia) – China Life Euro Wts Aug 2012 A	2012/08/20	2012/08/27
17058	CC Rabobank B.A. – Ch Mobile European Warrants Aug 2012	2012/08/21	2012/08/28
16926	CC Rabobank B.A. – CHALCO European Warrants Aug 2012	2012/08/21	2012/08/28
16924	CC Rabobank B.A. – China COSCO European Warrants Aug 2012	2012/08/21	2012/08/28
14318	CC Rabobank B.A. – Dongfeng Motor European Warrants Aug 2012	2012/08/21	2012/08/28
17066	CC Rabobank B.A. – Evergrande European Warrants Aug 2012	2012/08/21	2012/08/28
16834	CC Rabobank B.A. – GCL-Poly Energy European Wts Aug 2012	2012/08/21	2012/08/28
16869	CC Rabobank B.A. – Hengdeli European Warrants Aug 2012	2012/08/21	2012/08/28
16830	CC Rabobank B.A. – Hutchison European Warrants Aug 2012	2012/08/21	2012/08/28
17060	CC Rabobank B.A. – Tencent Holdings European Put Wt Aug 2012	2012/08/21	2012/08/28
17028	Citigroup Global Mkt H Inc. – Chi Res Land Euro Wt Aug 2012	2012/08/21	2012/08/28
17002	Credit Suisse AG – CC Bank European Warrants Aug 2012	2012/08/21	2012/08/28
18117	Credit Suisse AG – CC Bank European Warrants Aug 2012 A	2012/08/21	2012/08/28
16931	Credit Suisse AG – Cheung Kong European Warrants Aug 2012	2012/08/21	2012/08/28
17003	Credit Suisse AG – HKEx European Warrants Aug 2012 B	2012/08/21	2012/08/28
17718	Credit Suisse AG – ICBC European Put Warrants Aug 2012 A	2012/08/21	2012/08/28
15677	Credit Suisse AG – KECL European Warrants Aug 2012	2012/08/21	2012/08/28
16932	Credit Suisse AG – SHK Ppt European Warrants Aug 2012	2012/08/21	2012/08/28
17001	Credit Suisse AG – SHK Ppt European Warrants Aug 2012 A	2012/08/21	2012/08/28
16896	Credit Suisse AG – Sinopec Corp European Put Wts Aug 2012	2012/08/21	2012/08/28
18202	Credit Suisse AG – Sinopec Corp European Warrants Aug 2012 B	2012/08/21	2012/08/28
16768	Goldman Sachs SP (Asia) – CC Bank Euro Wts Aug 2012	2012/08/21	2012/08/28
16492	Goldman Sachs SP (Asia) – CC Bank European Wts Aug 2012	2012/08/21	2012/08/28
16290	Goldman Sachs SP (Asia) – China Mobile Euro Put Wts Aug 2012	2012/08/21	2012/08/28
18569	Goldman Sachs SP (Asia) – CNOOC European Warrants Aug 2012 A	2012/08/21	2012/08/28
16966	Goldman Sachs SP (Asia) – Dongfang Elec Euro Wts Aug 2012	2012/08/21	2012/08/28
16963	Goldman Sachs SP (Asia) – Foxconn European Warrants Aug 2012	2012/08/21	2012/08/28
16715	Goldman Sachs SP (Asia) – Hutchison Euro Put Wts Aug 2012	2012/08/21	2012/08/28
16825	Goldman Sachs SP (Asia) – Hutchison European Wts Aug 2012	2012/08/21	2012/08/28
16289	Goldman Sachs SP (Asia) – PetroChina European Wts Aug 2012	2012/08/21	2012/08/28
17647	HK Bank – Tencent European Put Warrants Aug 2012 A	2012/08/21	2012/08/28
15963	Merrill Lynch Int'l & Co. C.V. – A50 China Eur Wt Aug 2012 A	2012/08/21	2012/08/28
17053	Merrill Lynch Int'l & Co. C.V. – CC Bank Euro Wts Aug 2012	2012/08/21	2012/08/28
17055	Merrill Lynch Int'l & Co. C.V. – HSBC Euro Put Wt Aug 2012 A	2012/08/21	2012/08/28
17052	Merrill Lynch Int'l & Co. C.V. – ICBC Euro Wts Aug 2012	2012/08/21	2012/08/28
16668	Merrill Lynch Int'l & Co. C.V. – Sinopec Euro Wts Aug 2012	2012/08/21	2012/08/28
17035	SGA Societe Generale Acceptance N.V. – CCB Eur Wt Aug 2012	2012/08/21	2012/08/28
17072	SGA Societe Generale Acceptance N.V. – CLife Eu Wt Aug 2012A	2012/08/21	2012/08/28
17037	SGA Societe Generale Acceptance N.V. – HSBC Eu Wt Aug 2012	2012/08/21	2012/08/28
17038	SGA Societe Generale Acceptance N.V. – HWL Eur Wt Aug 2012	2012/08/21	2012/08/28
17091	SGA Societe Generale Acceptance N.V.-Tencent Eu Put Wt Aug12	2012/08/21	2012/08/28
17729	UBS AG – Agricultural Bank European Warrants Aug 2012 A	2012/08/21	2012/08/28
17390	UBS AG – CC Bank European Warrants Aug 2012 B	2012/08/21	2012/08/28
16528	UBS AG – China Tel European Warrants Aug 2012	2012/08/21	2012/08/28
16405	UBS AG – China Unicom European Warrants Aug 2012	2012/08/21	2012/08/28
15587	UBS AG – KECL European Warrants Aug 2012	2012/08/21	2012/08/28
17049	UBS AG – Tencent Holdings European Put Warrants Aug 2012	2012/08/21	2012/08/28
15975	CC Rabobank B.A. – ICBC European Warrants Aug 2012	2012/08/22	2012/08/29
16990	CC Rabobank B.A. – Ping An European Warrants Aug 2012 A	2012/08/22	2012/08/29
15300	HK Bank – China Life European Warrants Aug 2012 A	2012/08/22	2012/08/29
16981	Nomura Int'l plc – CC Bank European Put Warrants Aug 2012	2012/08/22	2012/08/29
16980	Nomura Int'l plc – CC Bank European Warrants Aug 2012	2012/08/22	2012/08/29

List of expired derivative warrants, 2012 (continued)

Code	Warrant	Last trading date	Delisted date
16984	Nomura Int'l plc – CITIC Bank European Put Warrants Aug 2012	2012/08/22	2012/08/29
16968	Nomura Int'l plc – HSBC European Put Warrants Aug 2012	2012/08/22	2012/08/29
16967	Nomura Int'l plc – HSBC European Warrants Aug 2012	2012/08/22	2012/08/29
16985	Nomura Int'l plc – ICBC European Put Warrants Aug 2012	2012/08/22	2012/08/29
17398	UBS AG – China Life European Warrants Aug 2012 A	2012/08/22	2012/08/29
17294	UBS AG – ICBC European Warrants Aug 2012 A	2012/08/22	2012/08/29
18619	UBS AG – ICBC European Warrants Aug 2012 D	2012/08/22	2012/08/29
15531	Citigroup Global Mkt H Inc. – Ch Overseas Eu Put Wt Aug 2012	2012/08/23	2012/08/30
17969	Citigroup Global Mkt H Inc. – Jiangxi Copper Eur Wt Aug 12 A	2012/08/23	2012/08/30
17698	Macquarie Bank Ltd. – New World Dev European Wts Aug 2012 A	2012/08/23	2012/08/30
14558	Macquarie Bank Ltd. – Sino Land European Warrants Aug 2012	2012/08/23	2012/08/30
17131	Merrill Lynch Int'l & Co. C.V. – CC Bank Euro Wts Aug 2012 A	2012/08/23	2012/08/30
17130	Merrill Lynch Int'l & Co. C.V. – ICBC Euro Wts Aug 2012 A	2012/08/23	2012/08/30
17142	Nomura Int'l plc – Agricultural Bk European Put Wts Aug 2012	2012/08/23	2012/08/30
17136	Nomura Int'l plc – China Mobile European Warrants Aug 2012	2012/08/23	2012/08/30
17137	Nomura Int'l plc – China Shenhua European Put Wts Aug 2012	2012/08/23	2012/08/30
17150	Nomura Int'l plc – Hengdeli European Warrants Aug 2012	2012/08/23	2012/08/30
18292	SGA Societe Generale Acceptance N.V. – Ch Mob Eu Wt Aug 12 A	2012/08/23	2012/08/30
15078	Barclays Bank plc – HSI European Put Warrants Aug 2012	2012/08/24	2012/08/31
15369	Barclays Bank plc – HSI European Put Warrants Aug 2012 B	2012/08/24	2012/08/31
15074	Barclays Bank plc – HSI European Warrants Aug 2012	2012/08/24	2012/08/31
15368	Barclays Bank plc – HSI European Warrants Aug 2012 A	2012/08/24	2012/08/31
17109	BNP Paribas Arbit Issu B.V. – HSCEI European Wts Aug 2012	2012/08/24	2012/08/31
16628	BNP Paribas Arbit Issu B.V. – HSI Euro Put Wts Aug 2012	2012/08/24	2012/08/31
17904	BNP Paribas Arbit Issu B.V. – HSI Euro Put Wts Aug 2012 B	2012/08/24	2012/08/31
18398	BNP Paribas Arbit Issu B.V. – HSI Euro Put Wts Aug 2012 C	2012/08/24	2012/08/31
13926	BNP Paribas Arbit Issu B.V. – HSI European Wts Aug 2012	2012/08/24	2012/08/31
16794	BNP Paribas Arbit Issu B.V. – HSI European Wts Aug 2012 A	2012/08/24	2012/08/31
29179	CC Rabobank B.A. – China Ship Dev European Warrants Aug 2012	2012/08/24	2012/08/31
15769	CC Rabobank B.A. – Ping An European Warrants Aug 2012	2012/08/24	2012/08/31
16991	CC Rabobank B.A. – Swire Pacific A European Wts Aug 2012	2012/08/24	2012/08/31
17238	Citigroup Global Mkt H Inc. – HSI European Put Wt Aug 2012 A	2012/08/24	2012/08/31
18245	Citigroup Global Mkt H Inc. – HSI European Put Wt Aug 2012 D	2012/08/24	2012/08/31
17239	Citigroup Global Mkt H Inc. – HSI European Wts Aug 2012 B	2012/08/24	2012/08/31
17935	Citigroup Global Mkt H Inc. – HSI European Wts Aug 2012 C	2012/08/24	2012/08/31
18246	Citigroup Global Mkt H Inc. – HSI European Wts Aug 2012 E	2012/08/24	2012/08/31
16345	Credit Suisse AG – HKEx European Put Warrants Aug 2012	2012/08/24	2012/08/31
17228	Credit Suisse AG – HSBC European Wts Aug 2012 A	2012/08/24	2012/08/31
16894	Credit Suisse AG – HSI European Put Warrants Aug 2012	2012/08/24	2012/08/31
17010	Credit Suisse AG – HSI European Put Warrants Aug 2012 D	2012/08/24	2012/08/31
17011	Credit Suisse AG – HSI European Put Warrants Aug 2012 E	2012/08/24	2012/08/31
17269	Credit Suisse AG – HSI European Put Warrants Aug 2012 G	2012/08/24	2012/08/31
17270	Credit Suisse AG – HSI European Put Warrants Aug 2012 H	2012/08/24	2012/08/31
17423	Credit Suisse AG – HSI European Put Warrants Aug 2012 I	2012/08/24	2012/08/31
17714	Credit Suisse AG – HSI European Put Warrants Aug 2012 J	2012/08/24	2012/08/31
18320	Credit Suisse AG – HSI European Put Warrants Aug 2012 M	2012/08/24	2012/08/31
18321	Credit Suisse AG – HSI European Put Warrants Aug 2012 N	2012/08/24	2012/08/31
16483	Credit Suisse AG – HSI European Warrants Aug 2012	2012/08/24	2012/08/31
16600	Credit Suisse AG – HSI European Warrants Aug 2012 A	2012/08/24	2012/08/31
16785	Credit Suisse AG – HSI European Warrants Aug 2012 B	2012/08/24	2012/08/31
16849	Credit Suisse AG – HSI European Warrants Aug 2012 C	2012/08/24	2012/08/31
17227	Credit Suisse AG – HSI European Warrants Aug 2012 F	2012/08/24	2012/08/31
17859	Credit Suisse AG – HSI European Warrants Aug 2012 K	2012/08/24	2012/08/31
17860	Credit Suisse AG – HSI European Warrants Aug 2012 L	2012/08/24	2012/08/31
16740	Credit Suisse AG – Tencent Holdings Euro Put Wts Aug 2012	2012/08/24	2012/08/31
16903	Daiwa Capital Mkt – HSCEI European Put Warrants Aug 2012	2012/08/24	2012/08/31
17798	Daiwa Capital Mkt – HSCEI European Put Warrants Aug 2012 A	2012/08/24	2012/08/31
16904	Daiwa Capital Mkt – HSCEI European Warrants Aug 2012	2012/08/24	2012/08/31
16902	Daiwa Capital Mkt – HSI European Put Warrants Aug 2012	2012/08/24	2012/08/31
16934	Daiwa Capital Mkt – HSI European Put Warrants Aug 2012 A	2012/08/24	2012/08/31
17735	Daiwa Capital Mkt – HSI European Put Warrants Aug 2012 C	2012/08/24	2012/08/31
17736	Daiwa Capital Mkt – HSI European Put Warrants Aug 2012 D	2012/08/24	2012/08/31
16655	Daiwa Capital Mkt – HSI European Warrants Aug 2012	2012/08/24	2012/08/31
17017	Daiwa Capital Mkt – HSI European Warrants Aug 2012 B	2012/08/24	2012/08/31
17745	Daiwa Capital Mkt – HSI European Warrants Aug 2012 E	2012/08/24	2012/08/31
16799	Goldman Sachs SP (Asia) – HSI European Put Wts Aug 2012	2012/08/24	2012/08/31
16914	Goldman Sachs SP (Asia) – HSI European Put Wts Aug 2012 B	2012/08/24	2012/08/31
17751	Goldman Sachs SP (Asia) – HSI European Put Wts Aug 2012 D	2012/08/24	2012/08/31
16493	Goldman Sachs SP (Asia) – HSI European Warrants Aug 2012	2012/08/24	2012/08/31
16494	Goldman Sachs SP (Asia) – HSI European Warrants Aug 2012 A	2012/08/24	2012/08/31
17750	Goldman Sachs SP (Asia) – HSI European Warrants Aug 2012 C	2012/08/24	2012/08/31
15112	HK Bank – Agricultural Bank European Warrants Aug 2012	2012/08/24	2012/08/31
15114	HK Bank – HSCEI European Warrants Aug 2012	2012/08/24	2012/08/31
16684	HK Bank – HSI European Put Warrants Aug 2012	2012/08/24	2012/08/31
17116	HK Bank – HSI European Put Warrants Aug 2012 B	2012/08/24	2012/08/31
16683	HK Bank – HSI European Warrants Aug 2012	2012/08/24	2012/08/31
16964	HK Bank – HSI European Warrants Aug 2012 A	2012/08/24	2012/08/31
17075	HK Bank – HWL European Warrants Aug 2012	2012/08/24	2012/08/31
29593	J P Morgan SP BV – Ch Ship Dev European Warrants Aug 2012	2012/08/24	2012/08/31
16928	J P Morgan SP BV – China Life European Warrants Aug 2012 A	2012/08/24	2012/08/31
15623	J P Morgan SP BV – China Unicom European Warrants Aug 2012	2012/08/24	2012/08/31
15446	J P Morgan SP BV – Esprit European Wts Aug 2012	2012/08/24	2012/08/31
17127	J P Morgan SP BV – HSCEI European Put Warrants Aug 2012	2012/08/24	2012/08/31
16802	J P Morgan SP BV – HSI European Put Warrants Aug 2012	2012/08/24	2012/08/31
17095	J P Morgan SP BV – HSI European Put Warrants Aug 2012 A	2012/08/24	2012/08/31
17683	J P Morgan SP BV – HSI European Put Warrants Aug 2012 D	2012/08/24	2012/08/31
16623	J P Morgan SP BV – HSI European Warrants Aug 2012	2012/08/24	2012/08/31

List of expired derivative warrants, 2012 (continued)

Code	Warrant	Last trading date	Delisted date
17496	J P Morgan SP BV – HSI European Warrants Aug 2012 B	2012/08/24	2012/08/31
17682	J P Morgan SP BV – HSI European Warrants Aug 2012 C	2012/08/24	2012/08/31
17954	J P Morgan SP BV – HSI European Warrants Aug 2012 E	2012/08/24	2012/08/31
16997	J P Morgan SP BV – ICBC European Put Wts Aug 2012	2012/08/24	2012/08/31
16622	J P Morgan SP BV – ICBC European Warrants Aug 2012	2012/08/24	2012/08/31
16620	Macquarie Bank Ltd. – HSI European Put Warrants Aug 2012	2012/08/24	2012/08/31
16621	Macquarie Bank Ltd. – HSI European Put Warrants Aug 2012 A	2012/08/24	2012/08/31
17201	Macquarie Bank Ltd. – HSI European Warrants Aug 2012 B	2012/08/24	2012/08/31
17403	Macquarie Bank Ltd. – HSI European Warrants Aug 2012 C	2012/08/24	2012/08/31
16545	Merrill Lynch Int'l & Co. C.V. – HSCEI Euro Put Wt Aug 2012	2012/08/24	2012/08/31
16582	Merrill Lynch Int'l & Co. C.V. – HSI Euro Put Wts Aug 2012	2012/08/24	2012/08/31
17301	Merrill Lynch Int'l & Co. C.V. – HSI Euro Put Wts Aug 2012 B	2012/08/24	2012/08/31
17302	Merrill Lynch Int'l & Co. C.V. – HSI Euro Put Wts Aug 2012 C	2012/08/24	2012/08/31
18606	Merrill Lynch Int'l & Co. C.V. – HSI Euro Put Wts Aug 2012 E	2012/08/24	2012/08/31
16577	Merrill Lynch Int'l & Co. C.V. – HSI European Wts Aug 2012	2012/08/24	2012/08/31
17211	Merrill Lynch Int'l & Co. C.V. – HSI European Wts Aug 2012 A	2012/08/24	2012/08/31
17339	Merrill Lynch Int'l & Co. C.V. – HSI European Wts Aug 2012 D	2012/08/24	2012/08/31
16583	SGA Societe Generale Acceptance N.V. – HSI Eur Wt Aug 2012	2012/08/24	2012/08/31
17099	SGA Societe Generale Acceptance N.V. – HSI Eur Wt Aug 2012 C	2012/08/24	2012/08/31
17263	SGA Societe Generale Acceptance N.V. – HSI Eur Wt Aug 2012 D	2012/08/24	2012/08/31
17974	SGA Societe Generale Acceptance N.V. – HSI Eur Wt Aug 2012 E	2012/08/24	2012/08/31
16999	SGA Societe Generale Acceptance N.V. – HSI Eu Put Wt Aug 12 A	2012/08/24	2012/08/31
17068	SGA Societe Generale Acceptance N.V. – HSI Eu Put Wt Aug 12B	2012/08/24	2012/08/31
16584	SGA Societe Generale Acceptance N.V. – HSI Eu Put Wt Aug 2012	2012/08/24	2012/08/31
16080	Standard Chartered Bank – Belle Int'l European Wts Aug 2012	2012/08/24	2012/08/31
14268	Standard Chartered Bank – China Life Euro Put Wts Aug 2012	2012/08/24	2012/08/31
16255	Standard Chartered Bank – China Mobile Euro Wts Aug 2012 B	2012/08/24	2012/08/31
16461	Standard Chartered Bank – CTel European Warrants Aug 2012	2012/08/24	2012/08/31
16923	Standard Chartered Bank – HSI European Put Wts Aug 2012	2012/08/24	2012/08/31
17341	Standard Chartered Bank – HSI European Put Wts Aug 2012 A	2012/08/24	2012/08/31
18113	Standard Chartered Bank – HSI European Put Wts Aug 2012 C	2012/08/24	2012/08/31
16633	Standard Chartered Bank – HSI European Warrants Aug 2012	2012/08/24	2012/08/31
17967	Standard Chartered Bank – HSI European Warrants Aug 2012 B	2012/08/24	2012/08/31
16828	Standard Chartered Bank – ICBC European Warrants Aug 2012 A	2012/08/24	2012/08/31
16680	Standard Chartered Bank – Ping An European Wts Aug 2012 A	2012/08/24	2012/08/31
16739	Standard Chartered Bank – Tencent Hldg Euro Put Wts Aug 2012	2012/08/24	2012/08/31
17942	UBS AG – HSBC European Warrants Aug 2012 A	2012/08/24	2012/08/31
17943	UBS AG – HSBC European Warrants Aug 2012 B	2012/08/24	2012/08/31
17275	UBS AG – HSCEI European Put Warrants Aug 2012 A	2012/08/24	2012/08/31
16790	UBS AG – HSI European Put Warrants Aug 2012	2012/08/24	2012/08/31
16935	UBS AG – HSI European Put Warrants Aug 2012 C	2012/08/24	2012/08/31
17274	UBS AG – HSI European Put Warrants Aug 2012 E	2012/08/24	2012/08/31
17368	UBS AG – HSI European Put Warrants Aug 2012 F	2012/08/24	2012/08/31
18119	UBS AG – HSI European Put Warrants Aug 2012 H	2012/08/24	2012/08/31
18621	UBS AG – HSI European Put Warrants Aug 2012 I	2012/08/24	2012/08/31
15068	UBS AG – HSI European Warrants Aug 2012	2012/08/24	2012/08/31
16572	UBS AG – HSI European Warrants Aug 2012 A	2012/08/24	2012/08/31
16881	UBS AG – HSI European Warrants Aug 2012 B	2012/08/24	2012/08/31
17021	UBS AG – HSI European Warrants Aug 2012 D	2012/08/24	2012/08/31
17408	UBS AG – HSI European Warrants Aug 2012 G	2012/08/24	2012/08/31
15910	Barclays Bank plc – Sinopec Corp European Wts Aug 2012	2012/08/27	2012/09/03
24082	BNP Paribas Arbit Issu B.V. – BOCL European Wts Aug 2012	2012/08/27	2012/09/03
24626	BNP Paribas Arbit Issu B.V. – CMOC European Warrants Aug 12	2012/08/27	2012/09/03
25962	BNP Paribas Arbit Issu B.V. – CRCC European Wts Aug 2012	2012/08/27	2012/09/03
12564	CC Rabobank B.A. – Ch State Con European Warrants Aug 2012	2012/08/27	2012/09/03
17877	Credit Suisse AG – Agricultural Bank European Wts Aug 2012 A	2012/08/27	2012/09/03
18328	Credit Suisse AG – CC Bank European Put Warrants Aug 2012 B	2012/08/27	2012/09/03
18327	Credit Suisse AG – China Mobile European Put Wts Aug 2012 A	2012/08/27	2012/09/03
18657	Credit Suisse AG – China Mobile European Warrants Aug 2012 B	2012/08/27	2012/09/03
16214	Credit Suisse AG – China Unicom European Put Wts Aug 2012	2012/08/27	2012/09/03
16505	Credit Suisse AG – ChiUnicom European Warrants Aug 2012	2012/08/27	2012/09/03
17183	Credit Suisse AG – CNBM European Warrants Aug 2012	2012/08/27	2012/09/03
17743	Credit Suisse AG – Hutchison European Warrants Aug 2012 B	2012/08/27	2012/09/03
18515	Credit Suisse AG – ICBC European Warrants Aug 2012 B	2012/08/27	2012/09/03
17034	Credit Suisse AG – Jiangxi Copper European Wts Aug 2012	2012/08/27	2012/09/03
18135	Credit Suisse AG – Sands China European Warrants Aug 2012 A	2012/08/27	2012/09/03
17871	Credit Suisse AG – Sinopec Corp European Warrants Aug 2012 A	2012/08/27	2012/09/03
17559	Credit Suisse AG – Tencent Holdings Euro Put Wts Aug 2012 A	2012/08/27	2012/09/03
18253	Merrill Lynch Int'l & Co. C.V. – ICBC Euro Wts Aug 2012 B	2012/08/27	2012/09/03
17147	Nomura Int'l plc – China Life European Warrants Aug 2012	2012/08/27	2012/09/03
16807	Standard Chartered Bank – Hutchison Euro Euro Wts Aug 2012	2012/08/27	2012/09/03
17816	UBS AG – ICBC European Warrants Aug 2012 C	2012/08/27	2012/09/03
17241	BNP Paribas Arbit Issu B.V. – HKEEx European Wts Sep 2012 A	2012/08/28	2012/09/04
25121	BNP Paribas Arbit Issu B.V. – KECL European Warrants Sep 12	2012/08/28	2012/09/04
16723	BOCI Asia Ltd. – CC Bank European Put Warrants Sep 2012	2012/08/28	2012/09/04
16618	BOCI Asia Ltd. – Hutchison European Warrants Sep 2012	2012/08/28	2012/09/04
16619	BOCI Asia Ltd. – ICBC European Warrants Sep 2012	2012/08/28	2012/09/04
17679	CC Rabobank B.A. – ChiUnicom European Warrants Sep 2012 A	2012/08/28	2012/09/04
17678	CC Rabobank B.A. – Dongfang Elec European Wts Sep 2012 A	2012/08/28	2012/09/04
17893	Citigroup Global Mkt H Inc. – ChiUnicom Euro Wts Sep 2012 A	2012/08/28	2012/09/04
15347	Citigroup Global Mkt H Inc. – CNBM Euro Warrants Sep 2012	2012/08/28	2012/09/04
13137	Citigroup Global Mkt H Inc. – Goldwind European Wts Sep 2012	2012/08/28	2012/09/04
17575	Citigroup Global Mkt H Inc. – HSBC European Wts Sep 2012 A	2012/08/28	2012/09/04
17874	Credit Suisse AG – ChiUnicom European Warrants Sep 2012 A	2012/08/28	2012/09/04
17709	Daiwa Capital Mkt – A50 China European Warrants Sep 2012 A	2012/08/28	2012/09/04
17176	Daiwa Capital Mkt – Agricultural Bank Euro Put Wts Sep 2012	2012/08/28	2012/09/04
17653	Daiwa Capital Mkt – Agricultural Bank Euro Wts Sep 2012 A	2012/08/28	2012/09/04

List of expired derivative warrants, 2012 (continued)

Code	Warrant	Last trading date	Delisted date
17175	Daiwa Capital Mkt – AIA European Warrants Sep 2012	2012/08/28	2012/09/04
17014	Daiwa Capital Mkt – BOCL European Put Warrants Sep 2012	2012/08/28	2012/09/04
17652	Daiwa Capital Mkt – CCB European Warrants Sep 2012 C	2012/08/28	2012/09/04
16809	Daiwa Capital Mkt – China Life European Put Wts Sep 2012	2012/08/28	2012/09/04
17223	Daiwa Capital Mkt – Hutchison European Warrants Sep 2012 B	2012/08/28	2012/09/04
16910	Daiwa Capital Mkt – ICBC European Warrants Sep 2012	2012/08/28	2012/09/04
17047	Daiwa Capital Mkt – Tencent Holdings Euro Put Wts Sep 2012	2012/08/28	2012/09/04
17031	Goldman Sachs SP (Asia) – CC Bank European Wts Sep 2012 A	2012/08/28	2012/09/04
18627	Goldman Sachs SP (Asia) – HSBC European Put Wts Sep 2012 D	2012/08/28	2012/09/04
18663	Goldman Sachs Sp (Asia) – ICBC European Warrants Sep 2012 A	2012/08/28	2012/09/04
17097	Goldman Sachs SP (Asia) – Tencent European Put Wt Sep 2012 A	2012/08/28	2012/09/04
15659	J P Morgan SP BV – CITIC Bank European Warrants Sep 2012	2012/08/28	2012/09/04
16457	J P Morgan SP BV – Galaxy Ent European Warrants Sep 2012	2012/08/28	2012/09/04
15663	J P Morgan SP BV – Prada European Warrants Sep 2012	2012/08/28	2012/09/04
14939	KBC Fin Products Int'l Ltd. – HKEx European Put Wts Sep 2012	2012/08/28	2012/09/04
16564	Macquarie Bank Ltd. – Ch Comm Cons European Wts Sep 2012	2012/08/28	2012/09/04
15846	Macquarie Bank Ltd. – Gome European Warrants Sep 2012	2012/08/28	2012/09/04
17054	Merrill Lynch Int'l & Co. C.V. – CC Bank Euro Wts Sep 2012	2012/08/28	2012/09/04
16238	Merrill Lynch Int'l & Co. C.V. – ChiUnicom Euro Wts Sep 2012	2012/08/28	2012/09/04
18611	Merrill Lynch Int'l & Co. C.V. – HSBC Euro Wts Sep 2012 D	2012/08/28	2012/09/04
17928	SGA Societe Generale Acceptance N.V. – AGBK Eu Wt Sep 2012 A	2012/08/28	2012/09/04
17950	SGA Societe Generale Acceptance N.V. – CCB Eur Wt Sep 2012 A	2012/08/28	2012/09/04
18061	SGA Societe Generale Acceptance N.V. – CCB Eur Wt Sep 2012 B	2012/08/28	2012/09/04
16541	SGA Societe Generale Acceptance N.V. – JIANC Euro Wts Sep 2012	2012/08/28	2012/09/04
14887	Standard Chartered Bank – BOCL European Warrants Sep 2012	2012/08/28	2012/09/04
13602	Standard Chartered Bank – CC Bank European Wts Sep 2012	2012/08/28	2012/09/04
16679	Standard Chartered Bank – Cheung Kong European Wts Sep 2012	2012/08/28	2012/09/04
16804	Standard Chartered Bank-China Life European Wts Sep 2012 A	2012/08/28	2012/09/04
18309	UBS AG – CC Bank European Warrants Sep 2012 B	2012/08/28	2012/09/04
15909	Barclays Bank plc -Tencent Holdings European Wts Sep 2012	2012/08/29	2012/09/05
17100	BNP Paribas Arbit Issu B.V. – BOCL European Wts Sep 2012	2012/08/29	2012/09/05
16073	BNP Paribas Arbit Issu B.V. – BYD European Warrants Sep 2012	2012/08/29	2012/09/05
17104	BNP Paribas Arbit Issu B.V. – CC Bank Euro Put Wts Sep 2012	2012/08/29	2012/09/05
14430	BNP Paribas Arbit Issu B.V. – Ch Railway Euro Wts Sep 2012	2012/08/29	2012/09/05
16631	BNP Paribas Arbit Issu B.V. – Ch Ship Dev Euro Wts Sep 2012	2012/08/29	2012/09/05
17102	BNP Paribas Arbit Issu B.V. – China Life Eu Put Wts Sep 12A	2012/08/29	2012/09/05
16403	BNP Paribas Arbit Issu B.V. – China Life Eu Put Wts Sep 2012	2012/08/29	2012/09/05
12940	BNP Paribas Arbit Issu B.V. – China Life Euro Wts Sep 2012	2012/08/29	2012/09/05
17446	BNP Paribas Arbit Issu B.V. – China Life Euro Wts Sep 2012 B	2012/08/29	2012/09/05
14433	BNP Paribas Arbit Issu B.V. – China Taiping Euro Wt Sep 2012	2012/08/29	2012/09/05
16069	BNP Paribas Arbit Issu B.V. – Dongfang Elec Euro Wt Sep 2012	2012/08/29	2012/09/05
12824	BNP Paribas Arbit Issu B.V. – HK Gas European Warrants Sep12	2012/08/29	2012/09/05
15625	BNP Paribas Arbit Issu B.V. – HSBC European Wts Sep 2012	2012/08/29	2012/09/05
17103	BNP Paribas Arbit Issu B.V. – ICBC European Put Wts Sep 2012	2012/08/29	2012/09/05
15108	BNP Paribas Arbit Issu B.V. – ICBC European Wts Sep 2012	2012/08/29	2012/09/05
16536	BNP Paribas Arbit Issu B.V. – ICBC European Wts Sep 2012 A	2012/08/29	2012/09/05
12941	BNP Paribas Arbit Issu B.V. – Mongolia En Euro Wts Sep 2012	2012/08/29	2012/09/05
16075	BNP Paribas Arbit Issu B.V. – Sands China Euro Wts Sep 2012	2012/08/29	2012/09/05
14068	BNP Paribas Arbit Issu B.V. – Sino Land European Wt Sep 2012	2012/08/29	2012/09/05
17464	BNP Paribas Arbit Issu B.V. – Swrie Pacific A Eu Wt Sep 12A	2012/08/29	2012/09/05
12626	BNP Paribas Arbit Issu B.V. -SHK Ppt European Warrants Sep12	2012/08/29	2012/09/05
15626	BNP Paribas Arbit Issu B.V. -Tencent Holdings Eu Wt Sep 2012	2012/08/29	2012/09/05
17105	BNP Paribas Arbit Issu B.V.-BOCL European Put Warrants Sep12	2012/08/29	2012/09/05
16552	BOCI Asia Ltd. – China Life European Put Warrants Sep 2012	2012/08/29	2012/09/05
14314	J P Morgan SP BV – SHK Ppt European Warrants Sep 2012	2012/08/29	2012/09/05
14444	KBC Fin Products Int'l Ltd. – SHK Ppt European Wts Sep 2012	2012/08/29	2012/09/05
16252	Macquarie Bank Ltd. – AIA European Warrants Sep 2012	2012/08/29	2012/09/05
15845	Macquarie Bank Ltd. – BJ Ent Water European Wts Sep 2012	2012/08/29	2012/09/05
16566	Macquarie Bank Ltd. – CC Bank European Put Warrants Sep 2012	2012/08/29	2012/09/05
16777	Macquarie Bank Ltd. – CC Bank European Warrants Sep 2012	2012/08/29	2012/09/05
14175	Macquarie Bank Ltd. – Ch Oilfield European Warrants Sep 2012	2012/08/29	2012/09/05
16891	Macquarie Bank Ltd. – China Railway European Wts Sep 2012	2012/08/29	2012/09/05
15691	Macquarie Bank Ltd. – China Unicom European Put Wts Sep 2012	2012/08/29	2012/09/05
16359	Macquarie Bank Ltd. – China Unicom European Wts Sep 2012 A	2012/08/29	2012/09/05
16737	Macquarie Bank Ltd. – CITIC Bank European Warrants Sep 2012	2012/08/29	2012/09/05
17162	Macquarie Bank Ltd. – CPIC European Warrants Sep 2012	2012/08/29	2012/09/05
17077	Macquarie Bank Ltd. – Evergrande European Warrants Sep 2012	2012/08/29	2012/09/05
17209	Macquarie Bank Ltd. – Geely Auto European Warrants Sep 2012A	2012/08/29	2012/09/05
17067	Macquarie Bank Ltd. – HSBC European Warrants Sep 2012	2012/08/29	2012/09/05
16873	Macquarie Bank Ltd. – Huaneng Power European Wts Sep 2012	2012/08/29	2012/09/05
15874	Macquarie Bank Ltd. – Hysan Dev European Warrants Sep 2012	2012/08/29	2012/09/05
16563	Macquarie Bank Ltd. – Jiangxi Copper European Wts Sep 2012	2012/08/29	2012/09/05
16929	Macquarie Bank Ltd. – Jiangxi Copper European Wts Sep 2012 A	2012/08/29	2012/09/05
13414	Macquarie Bank Ltd. – Melco Int'l Dev European Wts Sep 2012	2012/08/29	2012/09/05
16835	Macquarie Bank Ltd. – Minsheng Bank European Wts Sep 2012	2012/08/29	2012/09/05
16562	Macquarie Bank Ltd. – Ping An European Warrants Sep 2012	2012/08/29	2012/09/05
17160	Macquarie Bank Ltd. – Sands China European Warrants Sep 2012	2012/08/29	2012/09/05
16736	Macquarie Bank Ltd. – Swrie Pacific A European Wts Sep 2012	2012/08/29	2012/09/05
17043	Macquarie Bank Ltd. – Tencent European Put Wts Sep 2012	2012/08/29	2012/09/05
16735	Macquarie Bank Ltd.-Agricultural Bk Euro Warrants Sep 2012	2012/08/29	2012/09/05
13834	Citigroup Global Mkt H Inc. – SHK Ppt European Wts Sep 2012	2012/08/30	2012/09/06
17198	Daiwa Capital Mkt – China Mobile European Put Wts Sep 2012 A	2012/08/30	2012/09/06
17192	Daiwa Capital Mkt – Hutchison European Warrants Sep 2012 A	2012/08/30	2012/09/06
17194	Daiwa Capital Mkt – ICBC European Warrants Sep 2012 A	2012/08/30	2012/09/06
15617	SGA Societe Generale Acceptance N.V. – Esprit Eu Wt Sep 2012	2012/08/30	2012/09/06
18603	SGA Societe Generale Acceptance N.V. – HSBC Eu Wt Sep 2012 B	2012/08/30	2012/09/06
17913	SGA Societe Generale Acceptance N.V. – ICBC Eu Wt Sep 2012 A	2012/08/30	2012/09/06

List of expired derivative warrants, 2012 (continued)

Code	Warrant	Last trading date	Delisted date
13967	SGA Societe Generale Acceptance N.V. – SHK P Eu Wt Sep 2012	2012/08/30	2012/09/06
17188	SGA Societe Generale Acceptance NV-HuanengPower Eu Wt Sep12A	2012/08/30	2012/09/06
17189	SGA Societe Generale Acceptance NV-NewWorld Dev Eu Wt Sep12A	2012/08/30	2012/09/06
16365	Standard Chartered Bank – Agricultural Bk Euro Wts Sep 2012	2012/08/30	2012/09/06
16008	Standard Chartered Bank – BOCL European Warrants Sep 2012 A	2012/08/30	2012/09/06
16078	Standard Chartered Bank – HSBC European Warrants Sep 2012	2012/08/30	2012/09/06
16079	Standard Chartered Bank – Jiangxi Copper Euro Wts Sep 2012	2012/08/30	2012/09/06
16254	Standard Chartered Bank – MTRC European Warrants Sep 2012	2012/08/30	2012/09/06
10146	BNP Paribas Arbit Issu B.V. – Gold European Put Wts Sep 2012	2012/08/31	2012/09/07
10145	BNP Paribas Arbit Issu B.V. – Gold European Wts Sep 2012	2012/08/31	2012/09/07
17411	Merrill Lynch Int'l & Co. C.V. – China Life Eu Wt Sep 2012 B	2012/08/31	2012/09/07
16256	Standard Chartered Bank – ICBC European Warrants Sep 2012	2012/08/31	2012/09/07
16865	CC Rabobank B.A. – BOCL European Warrants Sep 2012 A	2012/09/04	2012/09/11
13440	CC Rabobank B.A. – Melco Int'l Dev Euro Warrants Sep 2012	2012/09/04	2012/09/11
18115	Credit Suisse AG – CC Bank European Warrants Sep 2012 A	2012/09/04	2012/09/11
18656	Credit Suisse AG – HSBC European Put Warrants Sep 2012 D	2012/09/04	2012/09/11
13884	Credit Suisse AG – SHK Ppt European Warrants Sep 2012	2012/09/04	2012/09/11
18633	Daiwa Capital Mkt – CCB European Put Warrants Sep 2012 E	2012/09/04	2012/09/11
16673	Goldman Sachs SP (Asia) – A50 China European Wts Sep 2012	2012/09/04	2012/09/11
16827	Goldman Sachs SP (Asia) – Ch COSCO European Wts Sep 2012	2012/09/04	2012/09/11
18257	Goldman Sachs SP (Asia) – HSBC European Put Wts Sep 2012 B	2012/09/04	2012/09/11
17113	Goldman Sachs SP (Asia) – HSBC European Warrants Sep 2012	2012/09/04	2012/09/11
18572	Goldman Sachs SP (Asia) – HSBC European Warrants Sep 2012 C	2012/09/04	2012/09/11
16559	Goldman Sachs SP (Asia) – ZTE European Warrants Sep 2012	2012/09/04	2012/09/11
17890	HK Bank – BOCL European Warrants Sep 2012 A	2012/09/04	2012/09/11
17351	J P Morgan SP BV – Dongfang Elec European Warrants Sep 2012 A	2012/09/04	2012/09/11
17648	Macquarie Bank Ltd. – China Life European Wts Sep 2012 A	2012/09/04	2012/09/11
17292	Macquarie Bank Ltd. – Chinas Cement European Wt Sep 2012 A	2012/09/04	2012/09/11
17297	Merrill Lynch Int'l & Co. C.V. – BOCL European Wt Sep 2012 A	2012/09/04	2012/09/11
17056	Merrill Lynch Int'l & Co. C.V. – HSBC Euro Wts Sep 2012	2012/09/04	2012/09/11
17129	Merrill Lynch Int'l & Co. C.V. – ICBC Euro Put Wts Sep 2012	2012/09/04	2012/09/11
17307	Nomura Int'l plc – Guangdong Inv European Wts Sep 2012 A	2012/09/04	2012/09/11
14283	Nomura Int'l plc – SHK P European Warrants Sep 2012	2012/09/04	2012/09/11
16525	SGA Societe Generale Acceptance N.V. – CCB Eur Wt Sep 2012	2012/09/04	2012/09/11
17343	Standard Chartered Bank – Galaxy Ent European Wts Sep 2012 A	2012/09/04	2012/09/11
17965	UBS AG – CC Bank European Warrants Sep 2012 A	2012/09/04	2012/09/11
17157	UBS AG – China Life European Warrants Sep 2012	2012/09/04	2012/09/11
16877	UBS AG – China Unicom European Warrants Sep 2012 B	2012/09/04	2012/09/11
18625	UBS AG – Evergrande European Warrants Sep 2012 A	2012/09/04	2012/09/11
17051	UBS AG – HKEx European Warrants Sep 2012	2012/09/04	2012/09/11
17896	UBS AG – HSBC European Warrants Sep 2012 A	2012/09/04	2012/09/11
17236	UBS AG – SPDR Gold Trust European Warrants Sep 2012 A	2012/09/04	2012/09/11
16517	UBS AG – Tencent Holdings European Warrants Sep 2012	2012/09/04	2012/09/11
18203	Credit Suisse AG – Ping An European Warrants Sep 2012 B	2012/09/05	2012/09/12
15812	HK Bank – Angang Steel European Warrants Sep 2012	2012/09/05	2012/09/12
13368	HK Bank – Lonking European Warrants Sep 2012	2012/09/05	2012/09/12
11809	Merrill Lynch Int'l & Co. C.V. – Ch Mobile Eur Wt Sep 2012	2012/09/05	2012/09/12
23456	Merrill Lynch Int'l & Co. C.V. – SHK Ppt Euro Wts Sep 2012	2012/09/05	2012/09/12
15996	Nomura Int'l plc – A50 China European Warrants Sep 2012	2012/09/05	2012/09/12
15999	Standard Chartered Bank – A50 China Euro Warrants Sep 2012	2012/09/05	2012/09/12
14972	UBS AG – A50 China European Warrants Sep 2012	2012/09/05	2012/09/12
29623	UBS AG – SHK Ppt European Warrants Sep 2012	2012/09/05	2012/09/12
10151	BNP Paribas Arbit Issu B.V. – USD/YEN Euro Put Wts Sep 2012	2012/09/06	2012/09/13
10152	BNP Paribas Arbit Issu B.V. – USD/YEN Euro Warrants Sep 2012	2012/09/06	2012/09/13
17329	Citigroup Global Mkt H Inc. – China Life Eu Put Wt Sep 2012A	2012/09/06	2012/09/13
15520	Credit Suisse AG – CNBM European Warrants Sep 2012	2012/09/06	2012/09/13
17776	Goldman Sachs SP (Asia) – Agri Bk European Wts Sep 2012 A	2012/09/06	2012/09/13
16085	HK Bank – Foxconn European Warrants Sep 2012 A	2012/09/06	2012/09/13
13409	HK Bank – Galaxy Ent European Warrants Sep 2012	2012/09/06	2012/09/13
17148	Nomura Int'l plc – CNBM European Warrants Sep 2012	2012/09/06	2012/09/13
17998	SGA Societe Generale Acceptance N.V. – HSBC Eu Wt Sep 2012 A	2012/09/06	2012/09/13
17382	Macquarie Bank Ltd. – China COSCO European Wts Sep 2012 A	2012/09/07	2012/09/14
14631	Macquarie Bank Ltd. – CNBM European Warrants Sep 2012	2012/09/07	2012/09/14
18558	Merrill Lynch Int'l & Co. C.V. – HSBC Euro Wts Sep 2012 C	2012/09/07	2012/09/14
17372	BOCI Asia Ltd. – HSBC European Put Warrants Sep 2012 A	2012/09/11	2012/09/18
17158	CC Rabobank B.A. – Agricultural Bk Euro Warrants Sep 2012	2012/09/11	2012/09/18
15570	CC Rabobank B.A. – BOCL European Warrants Sep 2012	2012/09/11	2012/09/18
15971	CC Rabobank B.A. – CC Bank European Warrants Sep 2012	2012/09/11	2012/09/18
13128	CC Rabobank B.A. – China Liansu European Warrants Sep 2012	2012/09/11	2012/09/18
16690	CC Rabobank B.A. – China Tel European Warrants Sep 2012	2012/09/11	2012/09/18
16733	CC Rabobank B.A. – CSR European Warrants Sep 2012	2012/09/11	2012/09/18
16734	CC Rabobank B.A. – CSR Times European Warrants Sep 2012	2012/09/11	2012/09/18
15717	CC Rabobank B.A. – Esprit European Warrants Sep 2012	2012/09/11	2012/09/18
16696	CC Rabobank B.A. – Evergrande European Warrants Sep 2012	2012/09/11	2012/09/18
16726	CC Rabobank B.A. – HSBC European Put Warrants Sep 2012	2012/09/11	2012/09/18
16730	CC Rabobank B.A. – Hutchison European Put Warrants Sep 2012	2012/09/11	2012/09/18
16925	CC Rabobank B.A. – Jiangxi Copper European Warrants Sep 2012	2012/09/11	2012/09/18
16729	CC Rabobank B.A. – Lenovo European Put Warrants Sep 2012	2012/09/11	2012/09/18
16738	CC Rabobank B.A. – Tencent Holdings European Put Wt Sep 2012	2012/09/11	2012/09/18
18226	Citigroup Global Mkt H Inc. – Dongfeng Euro Wts Sep 2012 A	2012/09/11	2012/09/18
18181	Citigroup Global Mkt H Inc. – HSBC European Wts Sep 2012 B	2012/09/11	2012/09/18
16810	Citigroup Global Mkt H Inc. – Xinyi Glass Euro Wts Sep 2012	2012/09/11	2012/09/18
17369	Goldman Sachs SP (Asia) – HSBC European Warrants Sep 2012 A	2012/09/11	2012/09/18
18034	Goldman Sachs SP (Asia) – JIANC European Warrants Sep 2012 A	2012/09/11	2012/09/18
16944	J P Morgan SP BV – BOCL European Warrants Sep 2012	2012/09/11	2012/09/18
15654	J P Morgan SP BV – CNOOC European Warrants Sep 2012	2012/09/11	2012/09/18
17284	Merrill Lynch Int'l & Co. C.V. – CC Bank Eu Put Wt Sep 2012A	2012/09/11	2012/09/18

List of expired derivative warrants, 2012 (continued)

Code	Warrant	Last trading date	Delisted date
16446	Merrill Lynch Int'l & Co. C.V. – Ch Mobile Eur Wt Sep 2012 A	2012/09/11	2012/09/18
17289	Merrill Lynch Int'l & Co. C.V. – HSBC Euro Wts Sep 2012 A	2012/09/11	2012/09/18
16667	Merrill Lynch Int'l & Co. C.V. – JX Copper Euro Wts Sep 2012	2012/09/11	2012/09/18
18171	Standard Chartered Bank – HSBC European Warrants Sep 2012 A	2012/09/11	2012/09/18
18583	UBS AG – AIA European Warrants Sep 2012 C	2012/09/11	2012/09/18
17409	UBS AG – BOCL European Warrants Sep 2012 A	2012/09/11	2012/09/18
17377	UBS AG – China Life European Warrants Sep 2012 A	2012/09/11	2012/09/18
18504	UBS AG – China Life European Warrants Sep 2012 D	2012/09/11	2012/09/18
16718	Goldman Sachs SP (Asia) – BOCL European Warrants Sep 2012	2012/09/12	2012/09/19
16194	Goldman Sachs SP (Asia) – CC Bank European Wts Sep 2012	2012/09/12	2012/09/19
17327	Goldman Sachs SP (Asia) – China Life Euro Put Wts Sep 2012 A	2012/09/12	2012/09/19
18307	Goldman Sachs SP (Asia) – China Life Euro Put Wts Sep 2012 B	2012/09/12	2012/09/19
16424	Goldman Sachs SP (Asia) – Lenovo European Warrants Sep 2012	2012/09/12	2012/09/19
17074	HK Bank – Agricultural Bank European Warrants Sep 2012	2012/09/12	2012/09/19
16038	HK Bank – CNOOC European Warrants Sep 2012	2012/09/12	2012/09/19
13410	HK Bank – Shanghai Electric European Warrants Sep 2012	2012/09/12	2012/09/19
14868	KBC Fin Products Int'l Ltd. – A50 Ch Euro Wts Sep 2012	2012/09/12	2012/09/19
18497	Merrill Lynch Int'l & Co. C.V. – HSBC Euro Wts Sep 2012 B	2012/09/12	2012/09/19
16553	BOCI Asia Ltd. – CNBM European Warrants Sep 2012	2012/09/13	2012/09/20
14518	CC Rabobank B.A. – CNBM European Warrants Sep 2012	2012/09/13	2012/09/20
16557	Merrill Lynch Int'l & Co. C.V. – Ch Life Eur Put Wt Sep 2012	2012/09/13	2012/09/20
18751	Merrill Lynch Int'l & Co. C.V. – Hutchison Eur Wt Sep 2012 B	2012/09/13	2012/09/20
16330	SGA Societe Generale Acceptance NV-Yanzhou Coal Eu Wt Sep 2012	2012/09/13	2012/09/20
16731	CC Rabobank B.A. – ChiUnicom European Put Warrants Sep 2012	2012/09/14	2012/09/21
16414	Citigroup Global Mkt H Inc. – China Mengniu Eu Wts Sep 2012	2012/09/14	2012/09/21
17818	Citigroup Global Mkt H Inc. – China Shenhua Eu Wt Sep 2012 A	2012/09/14	2012/09/21
17080	Daiwa Capital Mkt – China Life European Put Wts Sep 2012 A	2012/09/14	2012/09/21
16388	Goldman Sachs SP (Asia) – PICC European Warrants Sep 2012	2012/09/14	2012/09/21
15839	HK Bank – Ch Ship Cont European Warrants Sep 2012	2012/09/14	2012/09/21
16042	HK Bank – China Life European Warrants Sep 2012	2012/09/14	2012/09/21
17912	Merrill Lynch Int'l & Co. C.V. – Hutchison Eur Wt Sep 2012 A	2012/09/14	2012/09/21
13469	RB of Scotland N.V. – HKEx European Warrants Sep 2012	2012/09/14	2012/09/21
16463	UBS AG – PICC European Warrants Sep 2012	2012/09/14	2012/09/21
16962	Goldman Sachs SP (Asia) – AIA European Warrants Sep 2012 A	2012/09/17	2012/09/24
16394	HK Bank – AIA European Warrants Sep 2012	2012/09/17	2012/09/24
16725	HK Bank – AIA European Warrants Sep 2012 A	2012/09/17	2012/09/24
15813	HK Bank – Shimao Ppt European Warrants Sep 2012	2012/09/17	2012/09/24
16965	J P Morgan SP BV – AIA European Warrants Sep 2012	2012/09/17	2012/09/24
15055	KBC Fin Products Int'l Ltd. – Cheung Kong Eur Wts Sep 2012	2012/09/17	2012/09/24
17507	Macquarie Bank Ltd. –GCL–Poly Energy European Wts Sep 2012 A	2012/09/17	2012/09/24
16711	Bank of East Asia – Anhui Conch European Warrants Sep 2012	2012/09/18	2012/09/25
15902	Bank of East Asia – China Railway European Warrants Sep 2012	2012/09/18	2012/09/25
14645	Bank of East Asia – JIANG European Warrants Sep 2012	2012/09/18	2012/09/25
13987	Bank of East Asia – Li & Fung European Warrants Sep 2012	2012/09/18	2012/09/25
17374	BOCI Asia Ltd. – China Tel European Warrants Sep 2012 A	2012/09/18	2012/09/25
17375	BOCI Asia Ltd. – ICBC European Put Warrants Sep 2012 A	2012/09/18	2012/09/25
18198	CC Rabobank B.A. – AIA European Warrants Sep 2012 A	2012/09/18	2012/09/25
18163	CC Rabobank B.A. – Tencent Holdings Euro Put Wt Sep 2012 A	2012/09/18	2012/09/25
15582	Citigroup Global Mkt H Inc. – CM Bank European Wts Sep 2012	2012/09/18	2012/09/25
14612	Credit Suisse AG – Cheung Kong European Warrants Sep 2012	2012/09/18	2012/09/25
16103	Credit Suisse AG – CM Bank European Warrants Sep 2012	2012/09/18	2012/09/25
17868	Credit Suisse AG – HSBC European Wts Sep 2012 B	2012/09/18	2012/09/25
16101	Credit Suisse AG – PICC European Warrants Sep 2012	2012/09/18	2012/09/25
17756	Daiwa Capital Mkt – CCB European Warrants Sep 2012 D	2012/09/18	2012/09/25
18599	Daiwa Capital Mkt – China Life European Warrants Sep 2012 C	2012/09/18	2012/09/25
17590	Daiwa Capital Mkt – China Mobile European Wts Sep 2012 B	2012/09/18	2012/09/25
17666	Daiwa Capital Mkt – China Telecom European Wts Sep 2012 A	2012/09/18	2012/09/25
17563	Daiwa Capital Mkt – HSBC European Warrants Sep 2012 A	2012/09/18	2012/09/25
17568	Daiwa Capital Mkt – Hutchison European Put Wts Sep 2012 C	2012/09/18	2012/09/25
16906	Daiwa Capital Mkt – Tencent Holdings European Wts Sep 2012	2012/09/18	2012/09/25
16266	Goldman Sachs SP (Asia) – AIA European Warrants Sep 2012	2012/09/18	2012/09/25
18258	Goldman Sachs SP (Asia) – BOCL European Warrants Sep 2012 A	2012/09/18	2012/09/25
18636	Goldman Sachs SP (Asia) – BYD European Warrants Sep 2012 A	2012/09/18	2012/09/25
16196	Goldman Sachs SP (Asia) – China Life Euro Wts Sep 2012	2012/09/18	2012/09/25
18585	Goldman Sachs SP (Asia) – China Life Euro Wts Sep 2012 C	2012/09/18	2012/09/25
17476	Goldman Sachs SP (Asia) – China Mobile Eu Put Wts Sep 2012 A	2012/09/18	2012/09/25
17807	Goldman Sachs SP (Asia) – China Mobile Euro Wts Sep 2012 C	2012/09/18	2012/09/25
18702	Goldman Sachs SP (Asia) – China Mobile Euro Wts Sep 2012 D	2012/09/18	2012/09/25
16337	Goldman Sachs SP (Asia) – China Unicom European Wts Sep 2012	2012/09/18	2012/09/25
16143	Goldman Sachs SP (Asia) – CM Bank European Wts Sep 2012	2012/09/18	2012/09/25
16265	Goldman Sachs SP (Asia) – CNOOC European Warrants Sep 2012	2012/09/18	2012/09/25
17448	Goldman Sachs SP (Asia) – CPIC European Warrants Sep 2012 A	2012/09/18	2012/09/25
16385	Goldman Sachs SP (Asia) – Dongfeng European Wts Sep 2012	2012/09/18	2012/09/25
17328	Goldman Sachs SP (Asia) – Li & Fung European Wts Sep 2012 A	2012/09/18	2012/09/25
16717	Goldman Sachs SP (Asia) – Tencent European Put Wt Sep 2012	2012/09/18	2012/09/25
16305	HK Bank – A50 China European Put Warrants Sep 2012	2012/09/18	2012/09/25
17551	HK Bank – China Mobile European Put Warrants Sep 2012 A	2012/09/18	2012/09/25
15622	J P Morgan SP BV – HKEx European Warrants Sep 2012	2012/09/18	2012/09/25
17909	Merrill Lynch Int'l & Co. C.V. – AIA Euro Wts Sep 2012 A	2012/09/18	2012/09/25
18610	Merrill Lynch Int'l & Co. C.V. – CC Bank Euro Wts Sep 2012 B	2012/09/18	2012/09/25
17283	Merrill Lynch Int'l & Co. C.V. – China Life Eu Wt Sep 2012 A	2012/09/18	2012/09/25
13895	Merrill Lynch Int'l & Co. C.V. – CNOOC European Wts Sep 2012	2012/09/18	2012/09/25
18183	Merrill Lynch Int'l & Co. C.V. – Tencent Eu Put Wt Sep 2012B	2012/09/18	2012/09/25
17945	Merrill Lynch Int'l & Co. C.V. – Tencent Euro Wts Sep 2012 A	2012/09/18	2012/09/25
17544	Nomura Int'l plc – Angang Steel European Warrants Sep 2012 A	2012/09/18	2012/09/25
17135	Nomura Int'l plc – China Unicom European Warrants Sep 2012	2012/09/18	2012/09/25
17432	Nomura Int'l plc – Luk Fook Hold European Wts Sep 2012 A	2012/09/18	2012/09/25

List of expired derivative warrants, 2012 (continued)

Code	Warrant	Last trading date	Delisted date
16367	SGA Societe Generale Acceptance N.V. – BOCL Eu Wt Sep 2012	2012/09/18	2012/09/25
15483	SGA Societe Generale Acceptance N.V. – CNOOC Eu Wt Sep 2012	2012/09/18	2012/09/25
17914	SGA Societe Generale Acceptance N.V. – CP&CC Eu Wt Sep 12 A	2012/09/18	2012/09/25
17167	SGA Societe Generale Acceptance N.V. – Esprit Eu Wt Sep 12 A	2012/09/18	2012/09/25
13423	SGA Societe Generale Acceptance N.V. – HKEx Eu Wt Sep 2012	2012/09/18	2012/09/25
13424	SGA Societe Generale Acceptance N.V. – HKEx Eu Wt Sep 2012 A	2012/09/18	2012/09/25
16382	SGA Societe Generale Acceptance N.V. – HKEx Eu Wt Sep 2012 B	2012/09/18	2012/09/25
17540	SGA Societe Generale Acceptance N.V. -Ping An Eu Wt Sep 12 A	2012/09/18	2012/09/25
17504	SGA Societe Generale Acceptance N.V.-Anhui Conch Eu Wt Sep12A	2012/09/18	2012/09/25
18349	Standard Chartered Bank – BOCL European Warrants Sep 2012 B	2012/09/18	2012/09/25
18399	Standard Chartered Bank – CC Bank European Wts Sep 2012 B	2012/09/18	2012/09/25
18389	Standard Chartered Bank – CNOOC European Warrants Sep 2012 A	2012/09/18	2012/09/25
16219	Standard Chartered Bank – SPDR Gold Trust Euro Wt Sep 2012 B	2012/09/18	2012/09/25
14325	Standard Chartered Bank – SPDR Gold Trust Euro Wts Sep 2012A	2012/09/18	2012/09/25
17207	UBS AG – AIA European Put Warrants Sep 2012 A	2012/09/18	2012/09/25
16643	UBS AG – AIA European Warrants Sep 2012	2012/09/18	2012/09/25
18006	UBS AG – BOCL European Warrants Sep 2012 B	2012/09/18	2012/09/25
18567	UBS AG – CC Bank European Warrants Sep 2012 C	2012/09/18	2012/09/25
18243	UBS AG – China Life European Warrants Sep 2012 C	2012/09/18	2012/09/25
18734	UBS AG – China Mobile European Warrants Sep 2012 C	2012/09/18	2012/09/25
18064	UBS AG – China Shenhua European Warrants Sep 2012 A	2012/09/18	2012/09/25
16531	UBS AG – China Unicom European Put Warrants Sep 2012	2012/09/18	2012/09/25
16430	UBS AG – China Unicom European Warrants Sep 2012 A	2012/09/18	2012/09/25
16428	UBS AG – CNOOC European Warrants Sep 2012	2012/09/18	2012/09/25
18296	UBS AG – CPIC European Warrants Sep 2012 A	2012/09/18	2012/09/25
18401	UBS AG – HKEx European Warrants Sep 2012 A	2012/09/18	2012/09/25
18308	UBS AG – HSBC European Warrants Sep 2012 B	2012/09/18	2012/09/25
18618	UBS AG – HSBC European Warrants Sep 2012 C	2012/09/18	2012/09/25
18007	UBS AG – Jiangxi Copper European Warrants Sep 2012 A	2012/09/18	2012/09/25
17348	UBS AG – Ping An European Warrants Sep 2012 A	2012/09/18	2012/09/25
17267	Bank of East Asia – Agricultural Bank Euro Warrants Sep 12 A	2012/09/19	2012/09/26
16319	Bank of East Asia – BankComm European Warrants Sep 2012	2012/09/19	2012/09/26
18197	CC Rabobank B.A. – Anhui Conch European Warrants Sep 2012 A	2012/09/19	2012/09/26
17480	CC Rabobank B.A. – Ch Mobile European Warrants Sep 2012 A	2012/09/19	2012/09/26
17481	CC Rabobank B.A. – China Overseas European Wts Sep 2012 A	2012/09/19	2012/09/26
16637	Citigroup Global Mkt H Inc. – Ch Rongsheng Euro Wt Sep 2012	2012/09/19	2012/09/26
17234	Credit Suisse AG – BOCL European Warrants Sep 2012 A	2012/09/19	2012/09/26
17015	Daiwa Capital Mkt – BOCL European Warrants Sep 2012	2012/09/19	2012/09/26
17013	Daiwa Capital Mkt – China Mobile European Wts Sep 2012	2012/09/19	2012/09/26
18532	Goldman Sachs SP (Asia) – Tencent European Put Wt Sep 2012 B	2012/09/19	2012/09/26
17033	HK Bank – China Mobile European Warrants Sep 2012	2012/09/19	2012/09/26
17887	HK Bank – China Tel European Warrants Sep 2012 A	2012/09/19	2012/09/26
17675	Merrill Lynch Int'l & Co. C.V. – China Life Eu Wt Sep 2012 C	2012/09/19	2012/09/26
17537	Merrill Lynch Int'l & Co. C.V. – HKEx Euro Wts Sep 2012 A	2012/09/19	2012/09/26
13196	RB of Scotland N.V. – China Life European Wts Sep 2012	2012/09/19	2012/09/26
17783	Standard Chartered Bank – A50 China Euro Warrants Sep 2012 A	2012/09/19	2012/09/26
29226	UBS AG – China Unicom European Warrants Sep 2012	2012/09/19	2012/09/26
28781	CC Rabobank B.A. – ChiUnicom European Warrants Sep 2012	2012/09/20	2012/09/27
17588	Daiwa Capital Mkt – Hutchison European Warrants Sep 2012 D	2012/09/20	2012/09/27
16083	HK Bank – Lenovo European Warrants Sep 2012	2012/09/20	2012/09/27
28664	Macquarie Bank Ltd. – China Unicom European Wts Sep 2012	2012/09/20	2012/09/27
24340	Macquarie Bank Ltd-Skyworth Digital European Warrants Sep 12	2012/09/20	2012/09/27
17600	Merrill Lynch Int'l & Co. C.V. – A50 China Eur Wt Sep 2012 A	2012/09/20	2012/09/27
17539	Merrill Lynch Int'l & Co. C.V. – Ch Mobile Eur Wt Sep 2012 C	2012/09/20	2012/09/27
13542	Merrill Lynch Int'l & Co. C.V. – HKEx Euro Wts Sep 2012	2012/09/20	2012/09/27
16607	SGA Societe Generale Acceptance N.V. – AGBK Eu Wt Sep 2012	2012/09/20	2012/09/27
16539	SGA Societe Generale Acceptance N.V. – AIA Euro Wt Sep 2012	2012/09/20	2012/09/27
18602	SGA Societe Generale Acceptance N.V. – CLife Eu Wt Sep 2012A	2012/09/20	2012/09/27
17039	SGA Societe Generale Acceptance N.V. – HWL Eur Wt Sep 2012	2012/09/20	2012/09/27
18383	SGA Societe Generale Acceptance N.V. – HWL Eur Wt Sep 2012 A	2012/09/20	2012/09/27
16608	SGA Societe Generale Acceptance N.V. – ICBC Eu Wt Sep 2012	2012/09/20	2012/09/27
28649	SGA Societe Generale Acceptance N.V.-ChiUnicom Eu Wts Sep 12	2012/09/20	2012/09/27
17609	SGA Societe Generale Acceptance N.V.-Tencent Eu Put Wt Sep12A	2012/09/20	2012/09/27
17596	UBS AG – Hutchison European Warrants Sep 2012 A	2012/09/20	2012/09/27
17594	UBS AG – Tencent Holdings European Put Warrants Sep 2012 A	2012/09/20	2012/09/27
17595	UBS AG – Tencent Holdings European Warrants Sep 2012 B	2012/09/20	2012/09/27
17019	BNP Paribas Arbit Issu B.V. – HSI Euro Put Wts Sep 2012	2012/09/21	2012/09/28
17020	BNP Paribas Arbit Issu B.V. – HSI European Wts Sep 2012	2012/09/21	2012/09/28
17611	BOCI Asia Ltd. – Anhui Conch European Warrants Sep 2012 A	2012/09/21	2012/09/28
16721	BOCI Asia Ltd. – HSI European Put Warrants Sep 2012	2012/09/21	2012/09/28
18000	CC Rabobank B.A. – Galaxy Ent European Warrants Sep 2012 A	2012/09/21	2012/09/28
18244	Citigroup Global Mkt H Inc. – HSI European Put Wt Sep 2012 A	2012/09/21	2012/09/28
16481	Credit Suisse AG – HSI European Put Warrants Sep 2012	2012/09/21	2012/09/28
17973	Credit Suisse AG – HSI European Put Warrants Sep 2012 A	2012/09/21	2012/09/28
16784	Credit Suisse AG – HSI European Warrants Sep 2012	2012/09/21	2012/09/28
18417	Credit Suisse AG – HSI European Warrants Sep 2012 B	2012/09/21	2012/09/28
18928	Credit Suisse AG – HSI European Warrants Sep 2012 C	2012/09/21	2012/09/28
18986	Credit Suisse AG – HSI European Warrants Sep 2012 D	2012/09/21	2012/09/28
17230	Credit Suisse AG – MTRC European Warrants Sep 2012 A	2012/09/21	2012/09/28
17628	Daiwa Capital Mkt – CCB European Put Warrants Sep 2012 B	2012/09/21	2012/09/28
17627	Daiwa Capital Mkt – CCB European Warrants Sep 2012 A	2012/09/21	2012/09/28
17626	Daiwa Capital Mkt – China Life European Warrants Sep 2012 B	2012/09/21	2012/09/28
15327	Daiwa Capital Mkt – HSCEI European Warrants Sep 2012	2012/09/21	2012/09/28
15342	Daiwa Capital Mkt – HSCEI European Warrants Sep 2012 A	2012/09/21	2012/09/28
17737	Daiwa Capital Mkt – HSI European Put Warrants Sep 2012 A	2012/09/21	2012/09/28
17753	Goldman Sachs SP (Asia) – HSI European Put Wts Sep 2012 A	2012/09/21	2012/09/28
18289	Goldman Sachs SP (Asia) – HSI European Put Wts Sep 2012 B	2012/09/21	2012/09/28

List of expired derivative warrants, 2012 (continued)

Code	Warrant	Last trading date	Delisted date
18290	Goldman Sachs SP (Asia) – HSI European Warrants Sep 2012 C	2012/09/21	2012/09/28
18523	Goldman Sachs SP (Asia) – HSI European Warrants Sep 2012 D	2012/09/21	2012/09/28
15385	HK Bank – Esprit European Warrants Sep 2012	2012/09/21	2012/09/28
15837	HK Bank – Foxconn European Warrants Sep 2012	2012/09/21	2012/09/28
13003	HK Bank – HKEx European Put Warrants Sep 2012	2012/09/21	2012/09/28
13002	HK Bank – HKEx European Warrants Sep 2012	2012/09/21	2012/09/28
13863	HK Bank – HSCEI European Warrants Sep 2012	2012/09/21	2012/09/28
17397	HK Bank – HSI European Put Warrants Sep 2012 A	2012/09/21	2012/09/28
14507	HK Bank –BYD European Warrants Sep 2012	2012/09/21	2012/09/28
17386	J P Morgan Int'l Der. Ltd. – CC Bank European Wts Sep 2012 A	2012/09/21	2012/09/28
17399	J P Morgan SP BV – China Life European Warrants Sep 2012 A	2012/09/21	2012/09/28
17461	J P Morgan SP BV – China Mob European Wts Sep 2012 A	2012/09/21	2012/09/28
15120	J P Morgan SP BV – China Unicom European Put Wts Sep 2012	2012/09/21	2012/09/28
17361	J P Morgan SP BV – Gome European Warrants Sep 2012 A	2012/09/21	2012/09/28
17426	J P Morgan SP BV – HSI European Put Warrants Sep 2012 A	2012/09/21	2012/09/28
17385	J P Morgan SP BV – Hutchison European Warrants Sep 2012 A	2012/09/21	2012/09/28
17495	J P Morgan SP BV – Hutchison European Warrants Sep 2012 B	2012/09/21	2012/09/28
17384	J P Morgan SP BV – ICBC European Warrants Sep 2012 A	2012/09/21	2012/09/28
15800	J P Morgan SP BV – PICC European Warrants Sep 2012	2012/09/21	2012/09/28
15128	J P Morgan SP BV – Stanchart European Warrants Sep 2012	2012/09/21	2012/09/28
14634	Macquarie Bank Ltd. – HSI European Put Warrants Sep 2012	2012/09/21	2012/09/28
16550	Merrill Lynch Int'l & Co. C.V. – HSCEI Euro Wts Sep 2012	2012/09/21	2012/09/28
14714	Merrill Lynch Int'l & Co. C.V. – HSI Euro Put Wts Sep 2012	2012/09/21	2012/09/28
14715	Merrill Lynch Int'l & Co. C.V. – HSI Euro Put Wts Sep 2012 C	2012/09/21	2012/09/28
16579	Merrill Lynch Int'l & Co. C.V. – HSI Euro Put Wts Sep 2012 D	2012/09/21	2012/09/28
17303	Merrill Lynch Int'l & Co. C.V. – HSI Euro Put Wts Sep 2012 E	2012/09/21	2012/09/28
17805	Merrill Lynch Int'l & Co. C.V. – HSI Euro Put Wts Sep 2012 G	2012/09/21	2012/09/28
14704	Merrill Lynch Int'l & Co. C.V. – HSI European Wts Sep 2012	2012/09/21	2012/09/28
14705	Merrill Lynch Int'l & Co. C.V. – HSI European Wts Sep 2012 A	2012/09/21	2012/09/28
14706	Merrill Lynch Int'l & Co. C.V. – HSI European Wts Sep 2012 B	2012/09/21	2012/09/28
17338	Merrill Lynch Int'l & Co. C.V. – HSI European Wts Sep 2012 F	2012/09/21	2012/09/28
18252	Merrill Lynch Int'l & Co. C.V. – ICBC Euro Wts Sep 2012 A	2012/09/21	2012/09/28
17538	Merrill Lynch Int'l & Co. C.V. –Ch Mobile Eu Put Wt Sep 12 B	2012/09/21	2012/09/28
15984	Nomura Int'l plc – Anhui Conch European Warrants Sep 2012	2012/09/21	2012/09/28
15751	Nomura Int'l plc – China Mengniu European Warrants Sep 2012	2012/09/21	2012/09/28
15988	Nomura Int'l plc – China Shenhua European Warrants Sep 2012	2012/09/21	2012/09/28
15748	Nomura Int'l plc – Sinopharm European Warrants Sep 2012	2012/09/21	2012/09/28
15990	Nomura Int'l plc – Yanzhou Coal European Warrants Sep 2012	2012/09/21	2012/09/28
17975	SGA Societe Generale Acceptance N.V. –HSI Eu Put Wt Sep 12 A	2012/09/21	2012/09/28
17342	Standard Chartered Bank – HSI European Put Wts Sep 2012 A	2012/09/21	2012/09/28
16922	Standard Chartered Bank – HSI European Warrants Sep 2012	2012/09/21	2012/09/28
18501	Standard Chartered Bank – HSI European Warrants Sep 2012 B	2012/09/21	2012/09/28
18893	Standard Chartered Bank – HSI European Warrants Sep 2012 C	2012/09/21	2012/09/28
17632	UBS AG – China Life European Warrants Sep 2012 B	2012/09/21	2012/09/28
16404	UBS AG – HSCEI European Warrants Sep 2012	2012/09/21	2012/09/28
16601	UBS AG – HSCEI European Warrants Sep 2012 A	2012/09/21	2012/09/28
16897	UBS AG – HSI European Put Warrants Sep 2012	2012/09/21	2012/09/28
17424	UBS AG – HSI European Put Warrants Sep 2012 B	2012/09/21	2012/09/28
17772	UBS AG – HSI European Put Warrants Sep 2012 C	2012/09/21	2012/09/28
16588	UBS AG – HSI European Warrants Sep 2012	2012/09/21	2012/09/28
17406	UBS AG – HSI European Warrants Sep 2012 A	2012/09/21	2012/09/28
17775	UBS AG – HSI European Warrants Sep 2012 D	2012/09/21	2012/09/28
18904	UBS AG – HSI European Warrants Sep 2012 E	2012/09/21	2012/09/28
17964	UBS AG – Hutchison European Warrants Sep 2012 B	2012/09/21	2012/09/28
17638	UBS AG – Sinopec Corp European Warrants Sep 2012 A	2012/09/21	2012/09/28
16031	Barclays Bank plc – Agricultural Bank European Wts Sep 2012	2012/09/24	2012/10/03
16032	Barclays Bank plc – AIA European Warrants Sep 2012	2012/09/24	2012/10/03
16033	Barclays Bank plc – BOCL European Warrants Sep 2012	2012/09/24	2012/10/03
16029	Barclays Bank plc – China Mobile European Wts Sep 2012	2012/09/24	2012/10/03
16374	Credit Suisse AG – A50 China European Put Warrants Sep 2012	2012/09/24	2012/10/03
17154	Credit Suisse AG – AIA European Warrants Sep 2012	2012/09/24	2012/10/03
18076	Credit Suisse AG – AIA European Warrants Sep 2012 A	2012/09/24	2012/10/03
17876	Credit Suisse AG – Anhui Conch European Warrants Sep 2012 A	2012/09/24	2012/10/03
18530	Credit Suisse AG – Anhui Conch European Warrants Sep 2012 B	2012/09/24	2012/10/03
16203	Credit Suisse AG – BOCL European Warrants Sep 2012	2012/09/24	2012/10/03
18517	Credit Suisse AG – BYD European Warrants Sep 2012 A	2012/09/24	2012/10/03
17879	Credit Suisse AG – China Life European Warrants Sep 2012 A	2012/09/24	2012/10/03
17472	Credit Suisse AG – China Mobile European Put Wts Sep 2012 B	2012/09/24	2012/10/03
17451	Credit Suisse AG – China Mobile European Warrants Sep 2012 A	2012/09/24	2012/10/03
18326	Credit Suisse AG – China Mobile European Warrants Sep 2012 C	2012/09/24	2012/10/03
18549	Credit Suisse AG – China Mobile European Warrants Sep 2012 D	2012/09/24	2012/10/03
18716	Credit Suisse AG – China Mobile European Warrants Sep 2012 E	2012/09/24	2012/10/03
17705	Credit Suisse AG – China Shenhua European Wts Sep 2012 A	2012/09/24	2012/10/03
16501	Credit Suisse AG – CNOOC European Warrants Sep 2012	2012/09/24	2012/10/03
18478	Credit Suisse AG – HKEx European Warrants Sep 2012 B	2012/09/24	2012/10/03
18206	Credit Suisse AG – HSBC European Put Warrants Sep 2012 C	2012/09/24	2012/10/03
17867	Credit Suisse AG – HSBC European Wts Sep 2012 A	2012/09/24	2012/10/03
17744	Credit Suisse AG – Hutchison European Warrants Sep 2012 A	2012/09/24	2012/10/03
18429	Credit Suisse AG – Hutchison European Warrants Sep 2012 B	2012/09/24	2012/10/03
17878	Credit Suisse AG – ICBC European Warrants Sep 2012 A	2012/09/24	2012/10/03
18204	Credit Suisse AG – Ping An European Put Warrants Sep 2012 C	2012/09/24	2012/10/03
17880	Credit Suisse AG – Ping An European Warrants Sep 2012 A	2012/09/24	2012/10/03
18073	Credit Suisse AG – Tencent Holdings Euro Put Wts Sep 2012 B	2012/09/24	2012/10/03
17623	Credit Suisse AG – Tencent Holdings European Wts Sep 2012 A	2012/09/24	2012/10/03
17706	Credit Suisse AG – Yanzhou Coal European Warrants Sep 2012 A	2012/09/24	2012/10/03
17441	Goldman Sachs SP (Asia) – Cheung Kong Euro Wts Sep 2012 A	2012/09/24	2012/10/03
17477	Goldman Sachs SP (Asia) – China Mobile Euro Wts Sep 2012 B	2012/09/24	2012/10/03

List of expired derivative warrants, 2012 (continued)

Code	Warrant	Last trading date	Delisted date
15653	J P Morgan SP BV – Huaneng Power European Warrants Sep 2012	2012/09/24	2012/10/03
16764	Merrill Lynch Int'l & Co. C.V. – AIA Euro Put Wts Sep 2012	2012/09/24	2012/10/03
12367	Merrill Lynch Int'l & Co. C.V. – BOC HK Euro Wts Sep 2012	2012/09/24	2012/10/03
14762	Merrill Lynch Int'l & Co. C.V. – CNOOC Euro Wts Sep 2012 A	2012/09/24	2012/10/03
14768	Merrill Lynch Int'l & Co. C.V. – ICBC Euro Wts Sep 2012	2012/09/24	2012/10/03
17436	Nomura Int'l plc – AIA European Put Warrants Sep 2012 B	2012/09/24	2012/10/03
15871	Nomura Int'l plc – AIA European Warrants Sep 2012	2012/09/24	2012/10/03
17143	Nomura Int'l plc – AIA European Warrants Sep 2012 A	2012/09/24	2012/10/03
23811	Nomura Int'l plc – Cheung Kong European Warrants Sep 2012 A	2012/09/24	2012/10/03
26882	Nomura Int'l plc – Cheung Kong European Warrants Sep 2012 B	2012/09/24	2012/10/03
15993	Nomura Int'l plc – China COSCO European Warrants Sep 2012	2012/09/24	2012/10/03
17146	Nomura Int'l plc – CPIC European Warrants Sep 2012	2012/09/24	2012/10/03
17431	Nomura Int'l plc – Esprit European Warrants Sep 2012 A	2012/09/24	2012/10/03
17439	Nomura Int'l plc – Golden Eagle European Warrants Sep 2012 A	2012/09/24	2012/10/03
16969	Nomura Int'l plc – Hutchison European Warrants Sep 2012	2012/09/24	2012/10/03
16970	Nomura Int'l plc – JIANG European Warrants Sep 2012	2012/09/24	2012/10/03
15867	Nomura Int'l plc – Li & Fung European Warrants Sep 2012	2012/09/24	2012/10/03
17319	Nomura Int'l plc – NVC Lighting European Warrants Sep 2012 A	2012/09/24	2012/10/03
17145	Nomura Int'l plc – PICC European Warrants Sep 2012	2012/09/24	2012/10/03
17549	Nomura Int'l plc – Ping An European Warrants Sep 2012 A	2012/09/24	2012/10/03
17133	Nomura Int'l plc – Sinopec European Warrants Sep 2012	2012/09/24	2012/10/03
15997	Nomura Int'l plc – Zijin Mining European Warrants Sep 2012	2012/09/24	2012/10/03
17132	Nomura Int'l plc -Henderson Land Dev Euro Warrants Sep 2012	2012/09/24	2012/10/03
16971	Nomura Int'l plc -Jiangxi Copper European Put Wts Sep 2012	2012/09/24	2012/10/03
16786	Standard Chartered Bank – Sands China European Wts Sep 2012	2012/09/24	2012/10/03
13716	Standard Chartered Bank – AIA European Warrants Sep 2012	2012/09/24	2012/10/03
15117	Standard Chartered Bank – CC Bank European Wts Sep 2012 A	2012/09/24	2012/10/03
15279	Standard Chartered Bank – China Unicom European Wts Sep 2012	2012/09/24	2012/10/03
16829	Standard Chartered Bank – ICBC European Put Wts Sep 2012	2012/09/24	2012/10/03
16340	Standard Chartered Bank-China Life European Wts Sep 2012	2012/09/24	2012/10/03
18295	UBS AG – Agricultural Bank European Warrants Sep 2012 A	2012/09/24	2012/10/03
18136	UBS AG – AIA European Warrants Sep 2012 B	2012/09/24	2012/10/03
17515	UBS AG – China Mobile European Warrants Sep 2012 A	2012/09/24	2012/10/03
17693	UBS AG – China Mobile European Warrants Sep 2012 B	2012/09/24	2012/10/03
16506	BNP Paribas Arbit Issu B.V. – Agricultural Bank Eu Wt Oct 12	2012/09/25	2012/10/04
15602	BNP Paribas Arbit Issu B.V. – Bank of EA Euro Wts Oct 2012	2012/09/25	2012/10/04
15515	BNP Paribas Arbit Issu B.V. – BOCL European Wts Oct 2012	2012/09/25	2012/10/04
17579	BNP Paribas Arbit Issu B.V. – Ch Southern Air Eu Wt Oct 12 A	2012/09/25	2012/10/04
17578	BNP Paribas Arbit Issu B.V. – China COSCO Euro Wts Oct 2012A	2012/09/25	2012/10/04
14299	BNP Paribas Arbit Issu B.V. – China Life Euro Wts Oct 2012	2012/09/25	2012/10/04
11522	BNP Paribas Arbit Issu B.V. – China Unicom Euro Wt Oct12A	2012/09/25	2012/10/04
25154	BNP Paribas Arbit Issu B.V. – China Unicom European Wt Oct12	2012/09/25	2012/10/04
14077	BNP Paribas Arbit Issu B.V. – CNOOC European Wts Oct 2012	2012/09/25	2012/10/04
14452	BNP Paribas Arbit Issu B.V. – CNOOC European Wts Oct 2012 A	2012/09/25	2012/10/04
15606	BNP Paribas Arbit Issu B.V. – Gome European Wts Oct 2012	2012/09/25	2012/10/04
25308	BNP Paribas Arbit Issu B.V. – HKEEx European Wts Oct 2012	2012/09/25	2012/10/04
17987	BNP Paribas Arbit Issu B.V. – HSBC European Wts Oct 2012 A	2012/09/25	2012/10/04
17465	BNP Paribas Arbit Issu B.V. – Minsheng Bk Euro Wt Oct 2012 A	2012/09/25	2012/10/04
15627	BNP Paribas Arbit Issu B.V. – SJM Holdings Euro Wts Oct 2012	2012/09/25	2012/10/04
17581	BNP Paribas Arbit Issu B.V. – Tencent Eu Put Wt Oct 2012 A	2012/09/25	2012/10/04
13724	BNP Paribas Arbit Issu B.V. – United Lab Euro Wts Oct 2012	2012/09/25	2012/10/04
17468	BNP Paribas Arbit Issu B.V. – Zijin Mining Eu Wts Oct 2012 A	2012/09/25	2012/10/04
14071	BNP Paribas Arbit Issu B.V. – Zoomlion European Wts Oct 2012	2012/09/25	2012/10/04
14076	BNP Paribas Arbit Issu B.V.-CM Bank Euro Warrants Oct 2012	2012/09/25	2012/10/04
15406	BOCI Asia Ltd. – China Life European Warrants Oct 2012	2012/09/25	2012/10/04
17486	BOCI Asia Ltd. – China Mobile European Warrants Oct 2012 A	2012/09/25	2012/10/04
16884	BOCI Asia Ltd. – China Unicom European Warrants Oct 2012	2012/09/25	2012/10/04
17373	BOCI Asia Ltd. – HSBC European Warrants Oct 2012 A	2012/09/25	2012/10/04
18674	BOCI Asia Ltd. – Ping An European Warrants Oct 2012 A	2012/09/25	2012/10/04
17676	CC Rabobank B.A. – MGM China European Warrants Oct 2012 A	2012/09/25	2012/10/04
16188	CC Rabobank B.A. – PICC P&C European Warrants Oct 2012	2012/09/25	2012/10/04
11322	Citigroup Global Mkt H Inc. – Ch LongYuan European Wts Oct12	2012/09/25	2012/10/04
19111	Citigroup Global Mkt H Inc. – China Mobile Eur Wt Oct 2012 B	2012/09/25	2012/10/04
24871	Citigroup Global Mkt H Inc. – CMOC European Warrants Oct 12	2012/09/25	2012/10/04
18493	Credit Suisse AG – Agricultural Bank European Wts Oct 2012 A	2012/09/25	2012/10/04
16052	Credit Suisse AG – Li & Fung European Warrants Oct 2012	2012/09/25	2012/10/04
17710	Daiwa Capital Mkt – A50 China European Warrants Oct 2012 A	2012/09/25	2012/10/04
17195	Daiwa Capital Mkt – AIA European Warrants Oct 2012 A	2012/09/25	2012/10/04
17510	Daiwa Capital Mkt – Anhui Conch European Warrants Oct 2012 A	2012/09/25	2012/10/04
17593	Daiwa Capital Mkt – BOCL European Warrants Oct 2012 A	2012/09/25	2012/10/04
17508	Daiwa Capital Mkt – Ch Overseas European Warrants Oct 2012 A	2012/09/25	2012/10/04
17629	Daiwa Capital Mkt – China Life European Warrants Oct 2012 A	2012/09/25	2012/10/04
17200	Daiwa Capital Mkt – China Mobile European Wts Oct 2012 A	2012/09/25	2012/10/04
17570	Daiwa Capital Mkt – China Mobile European Wts Oct 2012 B	2012/09/25	2012/10/04
17564	Daiwa Capital Mkt – HSBC European Put Warrants Oct 2012 A	2012/09/25	2012/10/04
17655	Daiwa Capital Mkt – Ping An European Warrants Oct 2012 A	2012/09/25	2012/10/04
17731	Daiwa Capital Mkt -Agricultural Bank European Wts Oct 2012 A	2012/09/25	2012/10/04
18480	Goldman Sachs SP (Asia) – China Life Euro Wts Oct 2012 A	2012/09/25	2012/10/04
17114	Goldman Sachs SP (Asia) -Ch Overseas European Wts Oct 2012	2012/09/25	2012/10/04
16121	J P Morgan Int'l Der. Ltd. – CC Bank European Wts Oct 2012	2012/09/25	2012/10/04
15855	J P Morgan SP BV – BOCL European Warrants Oct 2012	2012/09/25	2012/10/04
16120	J P Morgan SP BV – Ch Rongsheng European Warrants Oct 2012	2012/09/25	2012/10/04
17704	J P Morgan SP BV – China Life European Warrants Oct 2012 A	2012/09/25	2012/10/04
16108	J P Morgan SP BV – Henderson Land Dev European Wts Oct 2012	2012/09/25	2012/10/04
16109	J P Morgan SP BV – HS Bank European Warrants Oct 2012	2012/09/25	2012/10/04
16107	J P Morgan SP BV – HSBC European Warrants Oct 2012	2012/09/25	2012/10/04
16719	J P Morgan SP BV – Tencent European Warrants Oct 2012	2012/09/25	2012/10/04

List of expired derivative warrants, 2012 (continued)

Code	Warrant	Last trading date	Delisted date
14954	KBC Fin Products Int'l Ltd. – A50 Ch Euro Put Wts Oct 2012	2012/09/25	2012/10/04
14948	Macquarie Bank Ltd. – HKEx European Warrants Oct 2012	2012/09/25	2012/10/04
12594	Macquarie Bank Ltd. – Li & Fung European Warrants Oct 2012	2012/09/25	2012/10/04
25144	Macquarie Bank Ltd. – SHK Ppt European Warrants Oct 2012	2012/09/25	2012/10/04
17184	Macquarie Bank Ltd. – Shui On Land European Wts Oct 2012	2012/09/25	2012/10/04
17172	Macquarie Bank Ltd. – Soho China European Warrants Oct 2012	2012/09/25	2012/10/04
17413	Merrill Lynch Int'l & Co. C.V. – AIA Euro Wts Oct 2012 A	2012/09/25	2012/10/04
11379	Merrill Lynch Int'l & Co. C.V. – ChiUnicom Euro Wts Oct 2012	2012/09/25	2012/10/04
17536	Merrill Lynch Int'l & Co. C.V. – HKEx Eur Put Wts Oct 2012 A	2012/09/25	2012/10/04
17673	Merrill Lynch Int'l & Co. C.V. – HSBC Euro Wts Oct 2012 A	2012/09/25	2012/10/04
17674	Merrill Lynch Int'l & Co. C.V. – Ping An Euro Wts Oct 2012 A	2012/09/25	2012/10/04
18300	Merrill Lynch Int'l & Co. C.V. – Tencent Eu Put Wt Oct 2012C	2012/09/25	2012/10/04
17546	Nomura Int'l plc – Ch Overseas European Warrants Oct 2012 A	2012/09/25	2012/10/04
18695	SGA Societe Generale Acceptance N.V. – AIA Eur Wt Oct 2012 A	2012/09/25	2012/10/04
17989	SGA Societe Generale Acceptance N.V. – BOCL Eu Wt Oct 2012 A	2012/09/25	2012/10/04
18451	SGA Societe Generale Acceptance N.V. – CCB Eur Wt Oct 2012 A	2012/09/25	2012/10/04
17458	SGA Societe Generale Acceptance N.V. – Ch Mob Eu Wt Oct 12 A	2012/09/25	2012/10/04
17941	SGA Societe Generale Acceptance N.V. – Ch Mob Eu Wt Oct 12 B	2012/09/25	2012/10/04
18745	SGA Societe Generale Acceptance N.V. – Ch Mob Eu Wt Oct 12 C	2012/09/25	2012/10/04
24500	SGA Societe Generale Acceptance N.V. – CK(H) Eu Wt Oct 2012A	2012/09/25	2012/10/04
26791	SGA Societe Generale Acceptance N.V. – CK(H) Eu Wt Oct 2012B	2012/09/25	2012/10/04
17830	SGA Societe Generale Acceptance N.V. – CLife Eu Wt Oct 2012A	2012/09/25	2012/10/04
18293	SGA Societe Generale Acceptance N.V. – CLife Eu Wt Oct 2012B	2012/09/25	2012/10/04
17523	SGA Societe Generale Acceptance N.V. – HSBC Eu Wt Oct 2012 A	2012/09/25	2012/10/04
17949	SGA Societe Generale Acceptance N.V. – HWL Eur Wt Oct 2012 D	2012/09/25	2012/10/04
17526	SGA Societe Generale Acceptance N.V. – ICBC Eu Wt Oct 2012 A	2012/09/25	2012/10/04
18218	SGA Societe Generale Acceptance N.V. – ICBC Eu Wt Oct 2012 B	2012/09/25	2012/10/04
17723	SGA Societe Generale Acceptance N.V. – JIANG Eu Wts Oct 12 A	2012/09/25	2012/10/04
17166	SGA Societe Generale Acceptance N.V. – CPIC Euro Wts Oct 2012	2012/09/25	2012/10/04
17725	SGA Societe Generale Acceptance N.V. – Ping An Eu Wt Oct 12 A	2012/09/25	2012/10/04
17724	SGA Societe Generale Acceptance N.V. – Shenhua Eu Wt Oct 12 A	2012/09/25	2012/10/04
17525	SGA Societe Generale Acceptance N.V. – Tencent Eu Wt Oct 12 A	2012/09/25	2012/10/04
16199	Standard Chartered Bank – China Mobile Euro Wts Oct 2012	2012/09/25	2012/10/04
17460	Standard Chartered Bank – China Mobile Euro Wts Oct 2012 A	2012/09/25	2012/10/04
16165	Standard Chartered Bank-China Life European Wts Oct 2012 A	2012/09/25	2012/10/04
18564	UBS AG – Agricultural Bank European Warrants Oct 2012 A	2012/09/25	2012/10/04
17279	UBS AG – HKEx European Put Warrants Oct 2012 A	2012/09/25	2012/10/04
19071	UBS AG – HSBC European Warrants Oct 2012 B	2012/09/25	2012/10/04
17365	BNP Paribas Arbit Issu B.V. – Luk Fook Hold Eu Wt Oct 2012A	2012/09/26	2012/10/05
16226	BNP Paribas Arbit Issu B.V. – Bank of EA Euro Wts Oct 2012 A	2012/09/26	2012/10/05
16173	BNP Paribas Arbit Issu B.V. – BankComm Euro Wts Oct 2012	2012/09/26	2012/10/05
16402	BNP Paribas Arbit Issu B.V. – Ch Mobile Eu Put Wt Oct 2012	2012/09/26	2012/10/05
14577	BNP Paribas Arbit Issu B.V. – Ch Mobile Euro Wts Oct 2012	2012/09/26	2012/10/05
16071	BNP Paribas Arbit Issu B.V. – Ch Rongsheng Euro Wt Oct 2012	2012/09/26	2012/10/05
16170	BNP Paribas Arbit Issu B.V. – Ch Ship Cont Euro Wt Oct 2012	2012/09/26	2012/10/05
11554	BNP Paribas Arbit Issu B.V. – China Liansu European Wt Oct12	2012/09/26	2012/10/05
17499	BNP Paribas Arbit Issu B.V. – China Tel Euro Wts Oct 2012 A	2012/09/26	2012/10/05
16169	BNP Paribas Arbit Issu B.V. – CPIC European Wts Oct 2012	2012/09/26	2012/10/05
17688	BNP Paribas Arbit Issu B.V. – CRCC European Wts Oct 2012 A	2012/09/26	2012/10/05
17364	BNP Paribas Arbit Issu B.V. – Esprit European Wts Oct 2012 A	2012/09/26	2012/10/05
16176	BNP Paribas Arbit Issu B.V. – GCL-Poly Euro Wts Oct 2012	2012/09/26	2012/10/05
17118	BNP Paribas Arbit Issu B.V. – HKEx European Put Wts Oct 2012	2012/09/26	2012/10/05
17101	BNP Paribas Arbit Issu B.V. – HSBC European Put Wts Oct 2012	2012/09/26	2012/10/05
14580	BNP Paribas Arbit Issu B.V. – HSBC European Wts Oct 2012	2012/09/26	2012/10/05
17122	BNP Paribas Arbit Issu B.V. – Hutchison Euro Put Wt Oct 2012	2012/09/26	2012/10/05
16225	BNP Paribas Arbit Issu B.V. – Hutchison Euro Wts Oct 2012 A	2012/09/26	2012/10/05
17240	BNP Paribas Arbit Issu B.V. – Hutchison Euro Wts Oct 2012 B	2012/09/26	2012/10/05
17686	BNP Paribas Arbit Issu B.V. – ICBC European Wts Oct 2012 A	2012/09/26	2012/10/05
13271	BNP Paribas Arbit Issu B.V. – Li & Fung Euro Wts Oct 2012	2012/09/26	2012/10/05
16174	BNP Paribas Arbit Issu B.V. – Lonking European Wts Oct 2012	2012/09/26	2012/10/05
17687	BNP Paribas Arbit Issu B.V. – Ping An European Wt Oct 2012 A	2012/09/26	2012/10/05
17502	BNP Paribas Arbit Issu B.V. – Poly HK Inv Eur Wts Oct 2012 A	2012/09/26	2012/10/05
17107	BNP Paribas Arbit Issu B.V. – Sands China Euro Wts Oct 2012	2012/09/26	2012/10/05
17120	BNP Paribas Arbit Issu B.V. – Sinopec Corp Eur Put Wt Oct 12	2012/09/26	2012/10/05
17042	BNP Paribas Arbit Issu B.V. – Tencent Eu Put Wt Oct 2012	2012/09/26	2012/10/05
16076	BNP Paribas Arbit Issu B.V. – Wynn Macau Euro Wts Oct 2012	2012/09/26	2012/10/05
16077	BNP Paribas Arbit Issu B.V. – Zhaojin Mining Eur Wt Oct 2012	2012/09/26	2012/10/05
17498	BNP Paribas Arbit Issu B.V. – ZTE European Wts Oct 2012 A	2012/09/26	2012/10/05
17174	Daiwa Capital Mkt – AIA European Warrants Oct 2012	2012/09/26	2012/10/05
16434	Macquarie Bank Ltd. – A50 China European Put Wts Oct 2012	2012/09/26	2012/10/05
17215	Macquarie Bank Ltd. – A50 China European Warrants Oct 2012 A	2012/09/26	2012/10/05
16593	Macquarie Bank Ltd. – AIA European Warrants Oct 2012	2012/09/26	2012/10/05
16920	Macquarie Bank Ltd. – AIA European Warrants Oct 2012 A	2012/09/26	2012/10/05
17514	Macquarie Bank Ltd. – Anhui Conch European Wts Oct 2012 A	2012/09/26	2012/10/05
14947	Macquarie Bank Ltd. – Bank of EA European Warrants Oct 2012	2012/09/26	2012/10/05
17349	Macquarie Bank Ltd. – BankComm European Warrants Oct 2012 A	2012/09/26	2012/10/05
16843	Macquarie Bank Ltd. – BOCL European Warrants Oct 2012	2012/09/26	2012/10/05
17076	Macquarie Bank Ltd. – Ch Rongsheng Euro Warrants Oct 2012	2012/09/26	2012/10/05
17333	Macquarie Bank Ltd. – CHALCO European Warrants Oct 2012 A	2012/09/26	2012/10/05
25736	Macquarie Bank Ltd. – Cheung Kong European Warrants Oct 2012	2012/09/26	2012/10/05
17450	Macquarie Bank Ltd. – China Mobile European Wts Oct 2012 A	2012/09/26	2012/10/05
15912	Macquarie Bank Ltd. – China Overseas European Wts Oct 2012	2012/09/26	2012/10/05
17516	Macquarie Bank Ltd. – China Tel European Warrants Oct 2012 A	2012/09/26	2012/10/05
16836	Macquarie Bank Ltd. – China Unicom European Put Wts Oct 2012	2012/09/26	2012/10/05
16872	Macquarie Bank Ltd. – CITIC Bank European Warrants Oct 2012	2012/09/26	2012/10/05
14337	Macquarie Bank Ltd. – CNOOC European Warrants Oct 2012	2012/09/26	2012/10/05
17649	Macquarie Bank Ltd. – Country Garden European Wts Oct 2012 A	2012/09/26	2012/10/05

List of expired derivative warrants, 2012 (continued)

Code	Warrant	Last trading date	Delisted date
17417	Macquarie Bank Ltd. – Esprit European Put Warrants Oct 2012B	2012/09/26	2012/10/05
17354	Macquarie Bank Ltd. – Esprit European Warrants Oct 2012 A	2012/09/26	2012/10/05
17555	Macquarie Bank Ltd. – Galaxy Ent European Wts Oct 2012 A	2012/09/26	2012/10/05
16837	Macquarie Bank Ltd. – Henderson Land Dev Euro Wts Oct 2012	2012/09/26	2012/10/05
17455	Macquarie Bank Ltd. – HSBC European Warrants Oct 2012 A	2012/09/26	2012/10/05
17853	Macquarie Bank Ltd. – Huaneng Power European Wts Oct 2012 A	2012/09/26	2012/10/05
17045	Macquarie Bank Ltd. – ICBC European Put Warrants Oct 2012	2012/09/26	2012/10/05
17636	Macquarie Bank Ltd. – Kerry Ppt European Warrants Oct 2012 A	2012/09/26	2012/10/05
17161	Macquarie Bank Ltd. – Luk Fook Hold European Wts Oct 2012	2012/09/26	2012/10/05
17844	Macquarie Bank Ltd. – Luk Fook Hold European Wts Oct 2012 A	2012/09/26	2012/10/05
12655	Macquarie Bank Ltd. – MTRC European Warrants Oct 2012	2012/09/26	2012/10/05
17335	Macquarie Bank Ltd. – NVC Lighting Euro Warrants Oct 2012 A	2012/09/26	2012/10/05
17096	Macquarie Bank Ltd. – Ping An European Put Wts Oct 2012	2012/09/26	2012/10/05
17637	Macquarie Bank Ltd. – Poly HK Inv European Wts Oct 2012 A	2012/09/26	2012/10/05
17557	Macquarie Bank Ltd. – Sands China European Wts Oct 2012 A	2012/09/26	2012/10/05
14691	Macquarie Bank Ltd. – Tencent European Put Warrants Oct 2012	2012/09/26	2012/10/05
14951	Macquarie Bank Ltd. – Tencent European Put Wts Oct 2012 A	2012/09/26	2012/10/05
17332	Macquarie Bank Ltd. – Tencent European Put Wts Oct 2012 B	2012/09/26	2012/10/05
17585	Macquarie Bank Ltd. – Tencent European Put Wts Oct 2012 C	2012/09/26	2012/10/05
16522	Macquarie Bank Ltd. – Tencent European Warrants Oct 2012	2012/09/26	2012/10/05
17556	Macquarie Bank Ltd. – Wynn Macau European Wts Oct 2012 A	2012/09/26	2012/10/05
13446	Macquarie Bank Ltd. – Xinyi Glass European Warrants Oct 2012	2012/09/26	2012/10/05
17225	Macquarie Bank Ltd. –Greatwall Motor European Wts Oct 2012 A	2012/09/26	2012/10/05
17635	Macquarie Bank Ltd. –Sino Ocean Land European Wts Oct 2012 A	2012/09/26	2012/10/05
17295	UBS AG – China Overseas European Warrants Oct 2012 A	2012/09/26	2012/10/05
24084	BNP Paribas Arbit Issu B.V. – Cheung Kong Euro Wt Oct 2012	2012/09/27	2012/10/08
18129	BOCI Asia Ltd. – CC Bank European Warrants Oct 2012 A	2012/09/27	2012/10/08
17764	Daiwa Capital Mkt – China Mobile European Put Wts Oct 2012 C	2012/09/27	2012/10/08
18482	Daiwa Capital Mkt – HSBC European Warrants Oct 2012 C	2012/09/27	2012/10/08
17793	J P Morgan SP BV – ICBC European Warrants Oct 2012 A	2012/09/27	2012/10/08
17794	Macquarie Bank Ltd. – CC Bank European Warrants Oct 2012 A	2012/09/27	2012/10/08
17795	Macquarie Bank Ltd. – Ch Southern Air Euro Wts Oct 2012 A	2012/09/27	2012/10/08
17791	Macquarie Bank Ltd. – Datang European Warrants Oct 2012 A	2012/09/27	2012/10/08
17796	Macquarie Bank Ltd. – Sinopharm European Warrants Oct 2012 A	2012/09/27	2012/10/08
15576	Standard Chartered Bank – BOCL European Warrants Oct 2012	2012/09/27	2012/10/08
17707	Standard Chartered Bank – HSBC European Put Wts Oct 2012 B	2012/09/27	2012/10/08
16889	Standard Chartered Bank – Hutchison European Put Wt Oct 2012	2012/09/27	2012/10/08
15272	Standard Chartered Bank – ICBC European Warrants Oct 2012	2012/09/27	2012/10/08
19006	UBS AG – BOCL European Warrants Oct 2012 A	2012/09/27	2012/10/08
18089	Citigroup Global Mkt H Inc. –Yanzhou Coal Eur Wts Oct 2012 A	2012/09/28	2012/10/09
15216	Credit Suisse AG – A50 China European Warrants Oct 2012	2012/09/28	2012/10/09
18368	Credit Suisse AG – ICBC European Warrants Oct 2012 A	2012/09/28	2012/10/09
18662	Credit Suisse AG – Tencent Holdings Euro Put Wts Oct 2012 E	2012/09/28	2012/10/09
15233	Daiwa Capital Mkt – A50 China European Warrants Oct 2012	2012/09/28	2012/10/09
18432	Daiwa Capital Mkt – China Life European Warrants Oct 2012 B	2012/09/28	2012/10/09
17757	Daiwa Capital Mkt –Agricultural Bank European Wts Oct 2012 B	2012/09/28	2012/10/09
17622	Goldman Sachs SP (Asia) – Sands China Euro Wts Oct 2012 A	2012/09/28	2012/10/09
17621	Goldman Sachs SP (Asia) – Tencent European Put Wt Oct 2012 A	2012/09/28	2012/10/09
18051	HK Bank – China Life European Warrants Oct 2012 A	2012/09/28	2012/10/09
17073	HK Bank – Tencent European Put Warrants Oct 2012	2012/09/28	2012/10/09
15192	J P Morgan SP BV – A50 China European Warrants Oct 2012	2012/09/28	2012/10/09
17908	Merrill Lynch Int'l & Co. C.V. – China Life Eu Wt Oct 2012 B	2012/09/28	2012/10/09
18499	Merrill Lynch Int'l & Co. C.V. – ICBC Euro Wts Oct 2012 A	2012/09/28	2012/10/09
18448	Nomura Int'l plc – China Life European Warrants Oct 2012 A	2012/09/28	2012/10/09
18301	SGA Societe Generale Acceptance N.V. – CP&CC Eu Wt Oct 2012A	2012/09/28	2012/10/09
17640	SGA Societe Generale Acceptance N.V.-Anhui Conch Eu Wt Oct12A	2012/09/28	2012/10/09
17691	SGA Societe Generale Acceptance N.V.-Tencent Eu Put Wt Oct12B	2012/09/28	2012/10/09
13678	Standard Chartered Bank – A50 China Euro Warrants Oct 2012	2012/09/28	2012/10/09
17484	Standard Chartered Bank – Sinopec Corp Euro Wts Oct 2012 A	2012/09/28	2012/10/09
18452	Standard Chartered Bank-China Life European Wts Oct 2012 B	2012/09/28	2012/10/09
15175	UBS AG – A50 China European Warrants Oct 2012	2012/09/28	2012/10/09
18685	UBS AG – ICBC European Warrants Oct 2012 B	2012/09/28	2012/10/09
18955	UBS AG – Tencent Holdings European Put Warrants Oct 2012 E	2012/09/28	2012/10/09
17694	UBS AG – Yanzhou Coal European Wts Oct 2012 A	2012/09/28	2012/10/09
17245	Citigroup Global Mkt H Inc. – AIA European Put Wt Oct 2012 A	2012/10/03	2012/10/10
18187	Citigroup Global Mkt H Inc. – AIA European Wts Oct 2012 B	2012/10/03	2012/10/10
18140	Citigroup Global Mkt H Inc. – CPIC European Wts Oct 2012 A	2012/10/03	2012/10/10
17819	Citigroup Global Mkt H Inc. – Esprit European Wts Oct 2012 B	2012/10/03	2012/10/10
19221	Credit Suisse AG – HSBC European Wts Oct 2012 B	2012/10/03	2012/10/10
18528	Daiwa Capital Mkt – CCB European Warrants Oct 2012 A	2012/10/03	2012/10/10
28108	Deutsche Bank AG – Cheung Kong European Warrants Oct 2012	2012/10/03	2012/10/10
17823	Macquarie Bank Ltd. – China Agri European Wts Oct 2012 A	2012/10/03	2012/10/10
17826	Macquarie Bank Ltd. – Comba European Warrants Oct 2012 A	2012/10/03	2012/10/10
17825	Macquarie Bank Ltd. – CQRC Bank European Warrants Oct 2012 A	2012/10/03	2012/10/10
26294	RB of Scotland N.V. – Cheung Kong European Warrants Oct 2012	2012/10/03	2012/10/10
18133	BOCI Asia Ltd. – China Life European Warrants Oct 2012 A	2012/10/04	2012/10/11
17821	Citigroup Global Mkt H Inc. – Agricultural Bk Eu Wt Oct 12 A	2012/10/04	2012/10/11
16745	Citigroup Global Mkt H Inc. – Bank of EA Euro Wts Oct 2012	2012/10/04	2012/10/11
17820	Citigroup Global Mkt H Inc. – BOCL European Wts Oct 2012 A	2012/10/04	2012/10/11
17026	Citigroup Global Mkt H Inc. – Ch Overseas Euro Wts Oct 2012	2012/10/04	2012/10/11
16636	Citigroup Global Mkt H Inc. – CNOOC European Wts Oct 2012	2012/10/04	2012/10/11
16422	Citigroup Global Mkt H Inc. – Esprit European Wts Oct 2012	2012/10/04	2012/10/11
17576	Citigroup Global Mkt H Inc. – Galaxy Ent Euro Wts Oct 2012 A	2012/10/04	2012/10/11
18208	Citigroup Global Mkt H Inc. – ICBC European Wts Oct 2012 A	2012/10/04	2012/10/11
13371	Citigroup Global Mkt H Inc. – Shimao Ppt Euro Wts Oct 2012	2012/10/04	2012/10/11
18088	Citigroup Global Mkt H Inc. – Tencent Euro Put Wt Oct 2012 B	2012/10/04	2012/10/11
17668	Daiwa Capital Mkt – China Telecom Euro Put Wts Oct 2012 B	2012/10/04	2012/10/11

List of expired derivative warrants, 2012 (continued)

Code	Warrant	Last trading date	Delisted date
15525	HK Bank – China COSCO European Warrants Oct 2012	2012/10/04	2012/10/11
17300	Merrill Lynch Int'l & Co. C.V. – Tencent Eu Put Wt Oct 2012A	2012/10/04	2012/10/11
14157	RB of Scotland N.V. – HKEx European Put Warrants Oct 2012	2012/10/04	2012/10/11
18479	SGA Societe Generale Acceptance N.V. – AGBK Eu Wt Oct 2012 A	2012/10/04	2012/10/11
18577	SGA Societe Generale Acceptance N.V. – BOCL Eu Wt Oct 2012 B	2012/10/04	2012/10/11
19244	SGA Societe Generale Acceptance N.V. – HSBC Eu Wt Oct 2012 B	2012/10/04	2012/10/11
17692	SGA Societe Generale Acceptance N.V. –Tencent Eu Wt Oct 12C	2012/10/04	2012/10/11
17462	UBS AG – China Mobile European Put Warrants Oct 2012 B	2012/10/04	2012/10/11
17452	UBS AG – China Mobile European Warrants Oct 2012 A	2012/10/04	2012/10/11
17410	UBS AG – Ping An European Warrants Oct 2012 A	2012/10/04	2012/10/11
27718	CC Rabobank B.A. – China Bluechem European Warrants Oct 2012	2012/10/05	2012/10/12
18679	CC Rabobank B.A. – China Tel European Warrants Oct 2012 A	2012/10/05	2012/10/12
18001	CC Rabobank B.A. – PICC P&C European Warrants Oct 2012 A	2012/10/05	2012/10/12
18550	Credit Suisse AG – China Tel European Warrants Oct 2012 A	2012/10/05	2012/10/12
18516	Credit Suisse AG – ICBC European Put Warrants Oct 2012 C	2012/10/05	2012/10/12
18757	Nomura Int'l plc – Tencent Holdings Euro Put Wts Oct 2012 A	2012/10/05	2012/10/12
17802	Daiwa Capital Mkt – HSBC European Put Warrants Oct 2012 B	2012/10/08	2012/10/15
18468	Daiwa Capital Mkt – Hutchison European Put Wts Oct 2012 B	2012/10/08	2012/10/15
17766	Daiwa Capital Mkt – Sinopec Corp European Wts Oct 2012 A	2012/10/08	2012/10/15
17813	Daiwa Capital Mkt – Yanzhou Coal European Wts Oct 2012 A	2012/10/08	2012/10/15
17889	HK Bank – A50 China European Warrants Oct 2012 A	2012/10/08	2012/10/15
17885	HK Bank – SHK Ppt European Warrants Oct 2012 A	2012/10/08	2012/10/15
17886	HK Bank – Sinopec Corp European Warrants Oct 2012 A	2012/10/08	2012/10/15
17268	Bank of East Asia – CNOOC European Put Warrants Oct 2012 A	2012/10/09	2012/10/16
28359	CC Rabobank B.A. – Hutchison European Warrants Oct 2012	2012/10/09	2012/10/16
13441	CC Rabobank B.A. – Lenovo European Warrants Oct 2012	2012/10/09	2012/10/16
17330	Citigroup Global Mkt H Inc. – Gome European Wts Oct 2012 A	2012/10/09	2012/10/16
17027	Citigroup Global Mkt H Inc. – Ch Overseas Eu Put Wt Oct 2012	2012/10/09	2012/10/16
17331	Citigroup Global Mkt H Inc. – Esprit Euro Put Wts Oct 2012 A	2012/10/09	2012/10/16
28254	Credit Suisse AG – Hutchison European Warrants Oct 2012	2012/10/09	2012/10/16
17733	Daiwa Capital Mkt – BOCL European Put Warrants Oct 2012 C	2012/10/09	2012/10/16
17511	Daiwa Capital Mkt – Ch Overseas European Put Wts Oct 2012 B	2012/10/09	2012/10/16
17762	Daiwa Capital Mkt – CNOOC European Put Warrants Oct 2012 A	2012/10/09	2012/10/16
17592	Daiwa Capital Mkt – ICBC European Warrants Oct 2012 A	2012/10/09	2012/10/16
16742	Daiwa Capital Mkt – Tencent Holdings Euro Put Wts Oct 2012	2012/10/09	2012/10/16
17168	Goldman Sachs SP (Asia) – Ch Overseas Euro Put Wts Oct 2012	2012/10/09	2012/10/16
16495	Goldman Sachs SP (Asia) – China Life Euro Wts Oct 2012	2012/10/09	2012/10/16
16426	Goldman Sachs SP (Asia) – China Mengniu European Wt Oct 2012	2012/10/09	2012/10/16
16823	Goldman Sachs SP (Asia) – CLP European Warrants Oct 2012	2012/10/09	2012/10/16
17806	Goldman Sachs SP (Asia) – HSBC European Warrants Oct 2012 A	2012/10/09	2012/10/16
17489	Goldman Sachs SP (Asia) – Lenovo European Wts Oct 2012 A	2012/10/09	2012/10/16
16338	Goldman Sachs SP (Asia) – Yanzhou Coal European Wts Oct 2012	2012/10/09	2012/10/16
15498	HK Bank – CNOOC European Warrants Oct 2012	2012/10/09	2012/10/16
28367	J P Morgan SP BV – Hutchison European Warrants Oct 2012	2012/10/09	2012/10/16
26738	Macquarie Bank Ltd. – Hutchison European Warrants Oct 2012	2012/10/09	2012/10/16
29639	Macquarie Bank Ltd. – Shimao Ppt European Warrants Oct 2012	2012/10/09	2012/10/16
17849	Macquarie Bank Ltd. – Yanzhou Coal European Wts Oct 2012 A	2012/10/09	2012/10/16
17282	Merrill Lynch Int'l & Co. C.V. – Ch Life Eur Put Wt Oct 12 A	2012/10/09	2012/10/16
28709	Merrill Lynch Int'l & Co. C.V. – Hutchison Euro Wts Oct 2012	2012/10/09	2012/10/16
18609	Merrill Lynch Int'l & Co. C.V. – ICBC Euro Wts Oct 2012 B	2012/10/09	2012/10/16
29004	Nomura Int'l plc – Hutchison European Warrants Oct 2012	2012/10/09	2012/10/16
13307	RB of Scotland N.V. – A50 China European Warrants Oct 2012	2012/10/09	2012/10/16
18019	SGA Societe Generale Acceptance N.V. – A50 Ch Eu Wt Oct 12 A	2012/10/09	2012/10/16
12586	SGA Societe Generale Acceptance N.V. – A50 Ch Eu Wt Oct 2012	2012/10/09	2012/10/16
26629	SGA Societe Generale Acceptance N.V. – HWL Eur Wt Oct 2012 A	2012/10/09	2012/10/16
16198	Standard Chartered Bank – Brilliance Chi Euro Wts Oct 2012	2012/10/09	2012/10/16
18111	Standard Chartered Bank – CC Bank European Wts Oct 2012 A	2012/10/09	2012/10/16
16571	UBS AG – BOCL European Warrants Oct 2012	2012/10/09	2012/10/16
17842	UBS AG – Cheung Kong European Warrants Oct 2012 A	2012/10/09	2012/10/16
15277	UBS AG – China Life European Warrants Oct 2012	2012/10/09	2012/10/16
17625	UBS AG – China Life European Warrants Oct 2012 A	2012/10/09	2012/10/16
16951	UBS AG – CNOOC European Put Warrants Oct 2012	2012/10/09	2012/10/16
16756	UBS AG – PetroChina European Put Warrants Oct 2012	2012/10/09	2012/10/16
17843	UBS AG – SHK Ppt European Warrants Oct 2012 A	2012/10/09	2012/10/16
17976	UBS AG – Sinopec Corp European Warrants Oct 2012 A	2012/10/09	2012/10/16
17529	UBS AG – Tencent Holdings European Warrants Oct 2012 A	2012/10/09	2012/10/16
15179	Citigroup Global Mkt H Inc. – A50 China Euro Wts Oct 2012	2012/10/10	2012/10/17
26535	HK Bank – HWL European Warrants Oct 2012	2012/10/10	2012/10/17
17933	J P Morgan SP BV – HSBC European Warrants Oct 2012 A	2012/10/10	2012/10/17
18199	CC Rabobank B.A. – CNBM European Put Warrants Oct 2012 A	2012/10/11	2012/10/18
19261	Credit Suisse AG – China Mobile European Warrants Oct 2012 C	2012/10/11	2012/10/18
16540	SGA Societe Generale Acceptance N.V. – BOCL Eu Wt Oct 2012	2012/10/11	2012/10/18
18466	SGA Societe Generale Acceptance N.V. – CP&CC Eu Wt Oct 2012B	2012/10/11	2012/10/18
19084	UBS AG – Tencent Holdings European Put Warrants Oct 2012 F	2012/10/11	2012/10/18
17667	Daiwa Capital Mkt – China Telecom European Wts Oct 2012 A	2012/10/12	2012/10/19
17732	Daiwa Capital Mkt – ICBC European Put Warrants Oct 2012 B	2012/10/12	2012/10/19
17185	Daiwa Capital Mkt –Agricultural Bank European Wts Oct 2012	2012/10/12	2012/10/19
16915	HK Bank – China Mobile European Put Warrants Oct 2012	2012/10/12	2012/10/19
12788	HK Bank – China Shenhua European Warrants Oct 2012	2012/10/12	2012/10/19
15131	HK Bank – PICC European Warrants Oct 2012	2012/10/12	2012/10/19
17952	HK Bank – Sinopec Corp European Warrants Oct 2012 B	2012/10/12	2012/10/19
15840	HK Bank – Zijin Mining European Warrants Oct 2012	2012/10/12	2012/10/19
24743	Macquarie Bank Ltd. – China Bluechem European Warrants Oct12	2012/10/12	2012/10/19
17520	Macquarie Bank Ltd. – MGM China European Warrants Oct 2012 A	2012/10/12	2012/10/19
28221	Citigroup Global Mkt H Inc. – PetroChina Euro Wts Oct 2012	2012/10/15	2012/10/22
29165	Credit Suisse AG – PetroChina European Warrants Oct 2012	2012/10/15	2012/10/22
28779	HK Bank – Sa Sa Int'l European Warrants Oct 2012	2012/10/15	2012/10/22

List of expired derivative warrants, 2012 (continued)

Code	Warrant	Last trading date	Delisted date
14255	J P Morgan SP BV – Hutchison European Warrants Oct 2012 A	2012/10/15	2012/10/22
27455	Nomura Int'l plc – PetroChina European Warrants Oct 2012	2012/10/15	2012/10/22
27404	RB of Scotland N.V. – PetroChina European Warrants Oct 2012	2012/10/15	2012/10/22
14031	Standard Chartered Bank – Hutchison Euro Euro Wts Oct 2012	2012/10/15	2012/10/22
28900	Standard Chartered Bank – PetroChina European Warrants Oct12	2012/10/15	2012/10/22
13623	Bank of East Asia – China Overseas Eur Put Warrants Oct 2012	2012/10/16	2012/10/24
15900	Bank of East Asia – JIANC European Warrants Oct 2012	2012/10/16	2012/10/24
26312	Barclays Bank plc – Hutchison European Warrants Oct 2012	2012/10/16	2012/10/24
28435	BOCI Asia Ltd. – Hutchison European Warrants Oct 2012	2012/10/16	2012/10/24
17644	BOCI Asia Ltd. – Jiangxi Copper European Warrants Oct 2012 A	2012/10/16	2012/10/24
15786	CC Rabobank B.A. – Brilliance Chi European Warrants Oct 2012	2012/10/16	2012/10/24
15568	CC Rabobank B.A. – China Life European Warrants Oct 2012	2012/10/16	2012/10/24
15726	CC Rabobank B.A. – CPIC European Warrants Oct 2012	2012/10/16	2012/10/24
13159	CC Rabobank B.A. – Goldwind European Warrants Oct 2012	2012/10/16	2012/10/24
17797	CC Rabobank B.A. – Gome European Warrants Oct 2012 A	2012/10/16	2012/10/24
18003	CC Rabobank B.A. – Gome European Warrants Oct 2012 B	2012/10/16	2012/10/24
16732	CC Rabobank B.A. – Huaneng Power European Warrants Oct 2012	2012/10/16	2012/10/24
17999	CC Rabobank B.A. – Lenovo European Warrants Oct 2012 A	2012/10/16	2012/10/24
16770	CC Rabobank B.A. – Lonking European Warrants Oct 2012	2012/10/16	2012/10/24
16771	CC Rabobank B.A. – Poly HK Inv European Warrants Oct 2012	2012/10/16	2012/10/24
15767	CC Rabobank B.A. – Yurun Food European Warrants Oct 2012	2012/10/16	2012/10/24
19119	Citigroup Global Mkt H Inc. – China Life Euro Wts Oct 2012 B	2012/10/16	2012/10/24
18041	Citigroup Global Mkt H Inc. – Ping An Euro Wts Oct 2012 A	2012/10/16	2012/10/24
18040	Citigroup Global Mkt H Inc. – Sinopec Corp Eu Wts Oct 2012 A	2012/10/16	2012/10/24
15274	Credit Suisse AG – Prada European Warrants Oct 2012	2012/10/16	2012/10/24
16377	Credit Suisse AG – Zoomlion European Warrants Oct 2012	2012/10/16	2012/10/24
18600	Daiwa Capital Mkt – China Life European Warrants Oct 2012 C	2012/10/16	2012/10/24
17565	Daiwa Capital Mkt – Hutchison European Warrants Oct 2012 A	2012/10/16	2012/10/24
18469	Daiwa Capital Mkt – Hutchison European Warrants Oct 2012 C	2012/10/16	2012/10/24
29348	Deutsche Bank AG – PetroChina European Warrants Oct 2012	2012/10/16	2012/10/24
17258	Goldman Sachs SP (Asia) – AIA European Put Wts Oct 2012 B	2012/10/16	2012/10/24
18032	Goldman Sachs SP (Asia) – Cheung Kong Euro Wts Oct 2012 A	2012/10/16	2012/10/24
18912	Goldman Sachs SP (Asia) – China Life Euro Wts Oct 2012 B	2012/10/16	2012/10/24
19249	Goldman Sachs SP (Asia) – China Life Euro Wts Oct 2012 C	2012/10/16	2012/10/24
17645	Goldman Sachs SP (Asia) – China Shenhua Euro Wts Oct 2012 A	2012/10/16	2012/10/24
17715	Goldman Sachs SP (Asia) – Dongfang Elec Euro Wts Oct 2012 A	2012/10/16	2012/10/24
17442	Goldman Sachs SP (Asia) – Kerry Ppt European Wts Oct 2012 A	2012/10/16	2012/10/24
17646	Goldman Sachs SP (Asia) – Ping An European Wts Oct 2012 A	2012/10/16	2012/10/24
18943	Goldman Sachs SP (Asia) – Ping An European Wts Oct 2012 B	2012/10/16	2012/10/24
16824	Goldman Sachs SP (Asia) – PWR Assets European Wts Oct 2012	2012/10/16	2012/10/24
16496	Goldman Sachs SP (Asia)-Sinopec Corp European Wts Oct 2012	2012/10/16	2012/10/24
18637	Goldman Sachs SP (Asia)-Sinopec Corp European Wts Oct 2012 A	2012/10/16	2012/10/24
18804	HK Bank – HWL European Warrants Oct 2012 A	2012/10/16	2012/10/24
27612	HK Bank – PetroChina European Warrants Oct 2012	2012/10/16	2012/10/24
24744	Macquarie Bank Ltd. – Ch Molybdenum European Wts Oct 2012	2012/10/16	2012/10/24
17848	Macquarie Bank Ltd. – China Shenhua European Wts Oct 2012 A	2012/10/16	2012/10/24
29644	Macquarie Bank Ltd. – PetroChina European Put Wts Oct 2012	2012/10/16	2012/10/24
29640	Macquarie Bank Ltd. – PetroChina European Wts Oct 2012	2012/10/16	2012/10/24
16542	Merrill Lynch Int'l & Co. C.V. – A50 China Eur Wt Oct 2012	2012/10/16	2012/10/24
17948	Merrill Lynch Int'l & Co. C.V. – CC Bank Euro Wts Oct 2012 B	2012/10/16	2012/10/24
18810	Merrill Lynch Int'l & Co. C.V. – Ch Mobile Eur Wt Oct 2012 B	2012/10/16	2012/10/24
16660	Merrill Lynch Int'l & Co. C.V. – CLP European Wts Oct 2012	2012/10/16	2012/10/24
16663	Merrill Lynch Int'l & Co. C.V. – CNOOC Euro Put Wts Oct 2012	2012/10/16	2012/10/24
17911	Merrill Lynch Int'l & Co. C.V. – Hutchison Eur Wt Oct 2012 A	2012/10/16	2012/10/24
13584	Merrill Lynch Int'l & Co. C.V. – KECL European Wts Oct 2012	2012/10/16	2012/10/24
11718	Merrill Lynch Int'l & Co. C.V. – MTRC European Wts Oct 2012	2012/10/16	2012/10/24
16662	Merrill Lynch Int'l & Co. C.V. – PWR Assets Eu Wts Oct 2012	2012/10/16	2012/10/24
17139	Nomura Int'l plc – Yanzhou Coal European Warrants Oct 2012	2012/10/16	2012/10/24
19243	SGA Societe Generale Acceptance N.V. – CLife Eu Wt Oct 2012D	2012/10/16	2012/10/24
18555	SGA Societe Generale Acceptance N.V. – ICBC Eu Wt Oct 2012 C	2012/10/16	2012/10/24
27339	SGA Societe Generale Acceptance N.V. – Petch Eu Wt Oct 2012	2012/10/16	2012/10/24
16605	SGA Societe Generale Acceptance N.V. –Shenhua Eu Wt Oct 2012	2012/10/16	2012/10/24
17962	SGA Societe Generale Acceptance NV-NewWorld Dev Eu Wt Oct12A	2012/10/16	2012/10/24
18172	Standard Chartered Bank – China Mobile Euro Wts Oct 2012 B	2012/10/16	2012/10/24
18624	UBS AG – China Mobile European Warrants Oct 2012 C	2012/10/16	2012/10/24
17530	UBS AG – Evergrande European Warrants Oct 2012 A	2012/10/16	2012/10/24
19029	UBS AG – HSBC European Warrants Oct 2012 A	2012/10/16	2012/10/24
26274	UBS AG – Hutchison European Warrants Oct 2012	2012/10/16	2012/10/24
17988	UBS AG – ICBC European Warrants Oct 2012 A	2012/10/16	2012/10/24
28387	UBS AG – PetroChina European Warrants Oct 2012	2012/10/16	2012/10/24
17266	Bank of East Asia – Yanzhou Coal European Put Wts Oct 2012 A	2012/10/17	2012/10/25
19128	Citigroup Global Mkt H Inc. – Sinopec Corp Eu Wts Oct 2012 B	2012/10/17	2012/10/25
18054	HK Bank – Tencent European Put Warrants Oct 2012 B	2012/10/17	2012/10/25
18248	Merrill Lynch Int'l & Co. C.V. – Hutchison Eur Wt Oct 2012 B	2012/10/17	2012/10/25
29387	Merrill Lynch Int'l & Co. C.V. – PetroChina Eu Wt Oct 2012	2012/10/17	2012/10/25
15749	Nomura Int'l plc – Zoomlion European Warrants Oct 2012	2012/10/17	2012/10/25
19411	SGA Societe Generale Acceptance N.V. – HSBC Eu Wt Oct 2012 C	2012/10/17	2012/10/25
18123	SGA Societe Generale Acceptance N.V. –Tencent Eu Wt Oct 12 D	2012/10/17	2012/10/25
18081	UBS AG – Sinopec Corp European Warrants Oct 2012 B	2012/10/17	2012/10/25
17817	UBS AG – Tencent Holdings European Warrants Oct 2012 B	2012/10/17	2012/10/25
18718	UBS AG – Tencent Holdings European Warrants Oct 2012 D	2012/10/17	2012/10/25
19114	Citigroup Global Mkt H Inc. – ICBC European Wts Oct 2012 B	2012/10/18	2012/10/26
17494	Daiwa Capital Mkt – CNBM European Put Warrants Oct 2012 A	2012/10/18	2012/10/26
17778	Goldman Sachs SP (Asia) – Hutchison European Wts Oct 2012 B	2012/10/18	2012/10/26
17748	Goldman Sachs SP (Asia) -Tencent European Wt Oct 2012 B	2012/10/18	2012/10/26
13914	J P Morgan SP BV – HKEx European Warrants Oct 2012	2012/10/18	2012/10/26
18580	Standard Chartered Bank – ICBC European Warrants Oct 2012 A	2012/10/18	2012/10/26

List of expired derivative warrants, 2012 (continued)

Code	Warrant	Last trading date	Delisted date
18120	UBS AG – Tencent Holdings European Put Warrants Oct 2012 C	2012/10/18	2012/10/26
18221	CC Rabobank B.A. – China EB Ltd European Warrants Oct 2012 A	2012/10/19	2012/10/29
18339	CC Rabobank B.A. – Chow Tai Fook European Wts Oct 2012 A	2012/10/19	2012/10/29
18161	CC Rabobank B.A. – Tencent Holdings European Wts Oct 2012 A	2012/10/19	2012/10/29
18658	Credit Suisse AG – China Mobile European Put Wts Oct 2012 B	2012/10/19	2012/10/29
15753	Macquarie Bank Ltd. – Agile Ppt European Warrants Oct 2012	2012/10/19	2012/10/29
24079	Merrill Lynch Int'l & Co. C.V. – Ch Mobile Eur Wt Oct 2012	2012/10/19	2012/10/29
18447	Nomura Int'l plc – Chow Tai Fook European Wts Oct 2012 A	2012/10/19	2012/10/29
17522	Standard Chartered Bank – HSBC European Warrants Oct 2012 A	2012/10/19	2012/10/29
18826	UBS AG – China Mobile European Warrants Oct 2012 D	2012/10/19	2012/10/29
28427	BNP Paribas Arbit Issu B.V. – Hutchison Euro Wts Oct 2012	2012/10/22	2012/10/30
15448	BOCI Asia Ltd. – PetroChina European Warrants Oct 2012	2012/10/22	2012/10/30
17613	BOCI Asia Ltd. – Tencent Holdings European Wts Oct 2012 A	2012/10/22	2012/10/30
18460	CC Rabobank B.A. – Ch Rongsheng European Warrants Oct 2012 A	2012/10/22	2012/10/30
18182	Citigroup Global Mkt H Inc. – BYD European Wts Oct 2012 A	2012/10/22	2012/10/30
21814	Citigroup Global Mkt H Inc. – CC Bank European Wts Oct 2012	2012/10/22	2012/10/30
18179	Citigroup Global Mkt H Inc. – China Mobile Eur Wt Oct 2012 A	2012/10/22	2012/10/30
18178	Citigroup Global Mkt H Inc. – Yurun Food Euro Wts Oct 2012 A	2012/10/22	2012/10/30
18714	Credit Suisse AG – AIA European Warrants Oct 2012 C	2012/10/22	2012/10/30
18310	Credit Suisse AG – CC Bank European Warrants Oct 2012 A	2012/10/22	2012/10/30
24071	Credit Suisse AG – China Mobile European Warrants Oct 2012	2012/10/22	2012/10/30
17009	Credit Suisse AG – CNOOC European Put Warrants Oct 2012	2012/10/22	2012/10/30
15305	Credit Suisse AG – Hutchison European Warrants Oct 2012 A	2012/10/22	2012/10/30
19259	Credit Suisse AG – Hutchison European Warrants Oct 2012 C	2012/10/22	2012/10/30
16206	Credit Suisse AG – Jiangxi Copper European Wts Oct 2012	2012/10/22	2012/10/30
18713	Credit Suisse AG – Ping An European Warrants Oct 2012 B	2012/10/22	2012/10/30
17618	Daiwa Capital Mkt – BOCL European Warrants Oct 2012 B	2012/10/22	2012/10/30
17959	Goldman Sachs SP (Asia) – BankComm European Wts Oct 2012 A	2012/10/22	2012/10/30
17749	Goldman Sachs SP (Asia) – CC Bank European Wts Oct 2012 A	2012/10/22	2012/10/30
17958	Goldman Sachs SP (Asia) – China Tel European Wts Oct 2012 A	2012/10/22	2012/10/30
16082	HK Bank – Galaxy Ent European Warrants Oct 2012	2012/10/22	2012/10/30
24384	J P Morgan SP BV – Ch Zhongwang European Warrants Oct 2012	2012/10/22	2012/10/30
26854	J P Morgan SP BV – PetroChina European Warrants Oct 2012	2012/10/22	2012/10/30
18933	Merrill Lynch Int'l & Co. C.V. – AIA Euro Wts Oct 2012 B	2012/10/22	2012/10/30
17280	Merrill Lynch Int'l & Co. C.V. – BEA European Wts Oct 2012 A	2012/10/22	2012/10/30
18216	Merrill Lynch Int'l & Co. C.V. – Ch Mobile Eur Wt Oct 2012 A	2012/10/22	2012/10/30
17944	Merrill Lynch Int'l & Co. C.V. – Tencent Euro Wts Oct 2012 B	2012/10/22	2012/10/30
22619	RB of Scotland N.V. – CC Bank European Warrants Oct 2012	2012/10/22	2012/10/30
23147	SGA Societe Generale Acceptance N.V. – Ch Mob Eu Wt Oct 2012	2012/10/22	2012/10/30
27420	SGA Societe Generale Acceptance N.V. – HWL Eur Wt Oct 2012 B	2012/10/22	2012/10/30
17475	SGA Societe Generale Acceptance N.V. – HWL Eur Wt Oct 2012 C	2012/10/22	2012/10/30
17990	SGA Societe Generale Acceptance N.V. –CNOOC Eu Put Wt Oct12A	2012/10/22	2012/10/30
17290	UBS AG – AIA European Warrants Oct 2012 A	2012/10/22	2012/10/30
18735	UBS AG – AIA European Warrants Oct 2012 B	2012/10/22	2012/10/30
14963	BNP Paribas Arbit Issu B.V. – HSI Euro Put Wts Oct 2012	2012/10/24	2012/10/31
18397	BNP Paribas Arbit Issu B.V. – HSI Euro Put Wts Oct 2012 B	2012/10/24	2012/10/31
14964	BNP Paribas Arbit Issu B.V. – HSI European Wts Oct 2012	2012/10/24	2012/10/31
17898	BNP Paribas Arbit Issu B.V. – HSI European Wts Oct 2012 A	2012/10/24	2012/10/31
16436	BNP Paribas Arbit Issu B.V. – PetroCh Euro Put Wts Oct 2012	2012/10/24	2012/10/31
16332	BNP Paribas Arbit Issu B.V. – Ping An European Wt Oct 2012	2012/10/24	2012/10/31
15629	BOCI Asia Ltd. – HSI European Warrants Oct 2012	2012/10/24	2012/10/31
16626	BOCI Asia Ltd. – HSI European Warrants Oct 2012 A	2012/10/24	2012/10/31
11265	CC Rabobank B.A. – KECL European Warrants Oct 2012	2012/10/24	2012/10/31
16992	CC Rabobank B.A. – Sands China European Put Wts Oct 2012	2012/10/24	2012/10/31
18188	Citigroup Global Mkt H Inc. – China Life Euro Wts Oct 2012 A	2012/10/24	2012/10/31
18210	Citigroup Global Mkt H Inc. – GCL-Poly Energy Eu Wt Oct 12 A	2012/10/24	2012/10/31
19122	Citigroup Global Mkt H Inc. – HSI European Wts Oct 2012 A	2012/10/24	2012/10/31
18209	Citigroup Global Mkt H Inc. – Hutchison Euro Wts Oct 2012 A	2012/10/24	2012/10/31
17206	Credit Suisse AG – AIA European Put Warrants Oct 2012 B	2012/10/24	2012/10/31
17205	Credit Suisse AG – AIA European Warrants Oct 2012 A	2012/10/24	2012/10/31
16783	Credit Suisse AG – HSI European Warrants Oct 2012	2012/10/24	2012/10/31
17226	Credit Suisse AG – HSI European Warrants Oct 2012 A	2012/10/24	2012/10/31
17237	Credit Suisse AG – HSI European Warrants Oct 2012 B	2012/10/24	2012/10/31
18416	Credit Suisse AG – HSI European Warrants Oct 2012 C	2012/10/24	2012/10/31
18552	Credit Suisse AG – HSI European Warrants Oct 2012 D	2012/10/24	2012/10/31
18553	Credit Suisse AG – HSI European Warrants Oct 2012 E	2012/10/24	2012/10/31
17738	Daiwa Capital Mkt – HSI European Put Warrants Oct 2012 A	2012/10/24	2012/10/31
17739	Daiwa Capital Mkt – HSI European Put Warrants Oct 2012 B	2012/10/24	2012/10/31
17016	Daiwa Capital Mkt – HSI European Warrants Oct 2012	2012/10/24	2012/10/31
17746	Daiwa Capital Mkt – HSI European Warrants Oct 2012 C	2012/10/24	2012/10/31
17784	Daiwa Capital Mkt – HSI European Warrants Oct 2012 D	2012/10/24	2012/10/31
17785	Daiwa Capital Mkt – HSI European Warrants Oct 2012 E	2012/10/24	2012/10/31
17786	Daiwa Capital Mkt – HSI European Warrants Oct 2012 F	2012/10/24	2012/10/31
17787	Daiwa Capital Mkt – HSI European Warrants Oct 2012 G	2012/10/24	2012/10/31
23161	Deutsche Bank AG – China Mobile European Warrants Oct 2012	2012/10/24	2012/10/31
17257	Goldman Sachs SP (Asia) – AIA European Warrants Oct 2012 A	2012/10/24	2012/10/31
17449	Goldman Sachs SP (Asia) – CITIC Pacific Euro Wts Oct 2012 A	2012/10/24	2012/10/31
18043	Goldman Sachs SP (Asia) – HSBC European Warrants Oct 2012 B	2012/10/24	2012/10/31
16874	Goldman Sachs SP (Asia) – HSI European Warrants Oct 2012	2012/10/24	2012/10/31
18291	Goldman Sachs SP (Asia) – HSI European Warrants Oct 2012 A	2012/10/24	2012/10/31
18457	Goldman Sachs SP (Asia) – HSI European Warrants Oct 2012 B	2012/10/24	2012/10/31
17478	Goldman Sachs SP (Asia) – Hutchison European Wts Oct 2012 A	2012/10/24	2012/10/31
18914	Goldman Sachs SP (Asia) -Ch Overseas European Wts Oct 2012 A	2012/10/24	2012/10/31
18050	HK Bank – BOCL European Warrants Oct 2012 A	2012/10/24	2012/10/31
16390	HK Bank – HSI European Warrants Oct 2012	2012/10/24	2012/10/31
18668	HK Bank – HSI European Warrants Oct 2012 A	2012/10/24	2012/10/31
18175	HK Bank – Tencent European Put Warrants Oct 2012 C	2012/10/24	2012/10/31

List of expired derivative warrants, 2012 (continued)

Code	Warrant	Last trading date	Delisted date
18053	HK Bank – Tencent European Warrants Oct 2012 A	2012/10/24	2012/10/31
16955	J P Morgan Int'l Der. Ltd. – HSCEI European Wts Oct 2012	2012/10/24	2012/10/31
11266	J P Morgan SP BV – Air China European Warrants Oct 2012	2012/10/24	2012/10/31
17363	J P Morgan SP BV – BYD European Warrants Oct 2012 A	2012/10/24	2012/10/31
17957	J P Morgan SP BV – China Mob European Wts Oct 2012 A	2012/10/24	2012/10/31
15836	J P Morgan SP BV – HSI European Warrants Oct 2012	2012/10/24	2012/10/31
16307	J P Morgan SP BV – HSI European Warrants Oct 2012 A	2012/10/24	2012/10/31
17956	J P Morgan SP BV – Hutchison European Warrants Oct 2012 B	2012/10/24	2012/10/31
17792	J P Morgan SP BV – JX Copper European Warrants Oct 2012 A	2012/10/24	2012/10/31
17573	J P Morgan SP BV – Tencent European Put Warrants Oct 2012 A	2012/10/24	2012/10/31
16720	J P Morgan SP BV – Yanzhou Coal European Warrants Oct 2012	2012/10/24	2012/10/31
17624	Macquarie Bank Ltd. – HSCEI European Warrants Oct 2012 A	2012/10/24	2012/10/31
17487	Macquarie Bank Ltd. – HSI European Warrants Oct 2012 A	2012/10/24	2012/10/31
28587	Macquarie Bank Ltd. – Sa Sa Int'l European Warrants Oct 2012	2012/10/24	2012/10/31
18193	Macquarie Bank Ltd. – U Presid China European Wts Oct 2012 A	2012/10/24	2012/10/31
18186	Merrill Lynch Int'l & Co. C.V. – HSI Euro Put Wts Oct 2012 C	2012/10/24	2012/10/31
16574	Merrill Lynch Int'l & Co. C.V. – HSI European Wts Oct 2012	2012/10/24	2012/10/31
17336	Merrill Lynch Int'l & Co. C.V. – HSI European Wts Oct 2012 A	2012/10/24	2012/10/31
17337	Merrill Lynch Int'l & Co. C.V. – HSI European Wts Oct 2012 B	2012/10/24	2012/10/31
18749	Merrill Lynch Int'l & Co. C.V. – HSI European Wts Oct 2012 D	2012/10/24	2012/10/31
18938	Merrill Lynch Int'l & Co. C.V. – HSI European Wts Oct 2012 E	2012/10/24	2012/10/31
17930	SGA Societe Generale Acceptance N.V. – HSI Eur Wt Oct 2012 B	2012/10/24	2012/10/31
18305	SGA Societe Generale Acceptance N.V. – HSI Eur Wt Oct 2012 C	2012/10/24	2012/10/31
18522	SGA Societe Generale Acceptance N.V. – HSI Eur Wt Oct 2012 D	2012/10/24	2012/10/31
18556	SGA Societe Generale Acceptance N.V. – HSI Eur Wt Oct 2012 E	2012/10/24	2012/10/31
18596	SGA Societe Generale Acceptance N.V. – HSI Eur Wt Oct 2012 F	2012/10/24	2012/10/31
17929	SGA Societe Generale Acceptance N.V. – HSI Eu Put Wt Oct 12 A	2012/10/24	2012/10/31
16994	Standard Chartered Bank – Sinopec Corp Euro Wts Oct 2012	2012/10/24	2012/10/31
14475	Standard Chartered Bank-China Life European Wts Oct 2012	2012/10/24	2012/10/31
15148	UBS AG – HSI European Warrants Oct 2012	2012/10/24	2012/10/31
17083	UBS AG – HSI European Warrants Oct 2012 A	2012/10/24	2012/10/31
18545	UBS AG – HSI European Warrants Oct 2012 B	2012/10/24	2012/10/31
18546	UBS AG – HSI European Warrants Oct 2012 C	2012/10/24	2012/10/31
18584	UBS AG – HSI European Warrants Oct 2012 D	2012/10/24	2012/10/31
18622	UBS AG – HSI European Warrants Oct 2012 E	2012/10/24	2012/10/31
18082	UBS AG – Hutchison European Warrants Oct 2012 B	2012/10/24	2012/10/31
27029	Barclays Bank plc – PetroChina European Warrants Oct 2012	2012/10/25	2012/11/01
17577	Citigroup Global Mkt H Inc.-Tencent European Wts Oct 2012 A	2012/10/25	2012/11/01
17863	Credit Suisse – Cheung Kong European Put Warrants Oct 2012 B	2012/10/25	2012/11/01
18114	Credit Suisse – SPDR Gold Trust European Warrants Oct 2012 A	2012/10/25	2012/11/01
17359	Credit Suisse AG – A50 China European Warrants Oct 2012 A	2012/10/25	2012/11/01
17862	Credit Suisse AG – Cheung Kong European Warrants Oct 2012 A	2012/10/25	2012/11/01
17470	Credit Suisse AG – China Mobile European Warrants Oct 2012 A	2012/10/25	2012/11/01
18655	Credit Suisse AG – HSBC European Wts Oct 2012 A	2012/10/25	2012/11/01
18311	Credit Suisse AG – Hutchison European Warrants Oct 2012 B	2012/10/25	2012/11/01
18494	Credit Suisse AG – ICBC European Warrants Oct 2012 B	2012/10/25	2012/11/01
18205	Credit Suisse AG – Ping An European Warrants Oct 2012 A	2012/10/25	2012/11/01
17866	Credit Suisse AG – SHK Ppt European Put Warrants Oct 2012 B	2012/10/25	2012/11/01
17865	Credit Suisse AG – SHK Ppt European Warrants Oct 2012 A	2012/10/25	2012/11/01
18116	Credit Suisse AG – Tencent Holdings Euro Put Wts Oct 2012 C	2012/10/25	2012/11/01
18298	Credit Suisse AG – Tencent Holdings Euro Put Wts Oct 2012 D	2012/10/25	2012/11/01
17560	Credit Suisse AG – Tencent Holdings European Wts Oct 2012 A	2012/10/25	2012/11/01
17700	Credit Suisse AG – Tencent Holdings European Wts Oct 2012 B	2012/10/25	2012/11/01
17273	Credit Suisse AG – Yanzhou Coal European Warrants Oct 2012 A	2012/10/25	2012/11/01
17203	Daiwa Capital Mkt – AIA European Put Warrants Oct 2012 B	2012/10/25	2012/11/01
17812	Daiwa Capital Mkt – Sinopec Corp European Wts Oct 2012 B	2012/10/25	2012/11/01
17947	Merrill Lynch Int'l & Co. C.V. – CC Bank Eu Put Wt Oct 2012A	2012/10/25	2012/11/01
29539	Nomura Int'l plc – Air China European Warrants Oct 2012	2012/10/25	2012/11/01
15989	Nomura Int'l plc – Ch Rongsheng European Warrants Oct 2012	2012/10/25	2012/11/01
16979	Nomura Int'l plc – CNOOC European Put Warrants Oct 2012	2012/10/25	2012/11/01
19159	Nomura Int'l plc – HSBC European Warrants Oct 2012 A	2012/10/25	2012/11/01
14282	Nomura Int'l plc – Hutchison European Warrants Oct 2012 A	2012/10/25	2012/11/01
15982	Nomura Int'l plc – Poly European Warrants Oct 2012	2012/10/25	2012/11/01
18879	SGA Societe Generale Acceptance N.V. – CLife Eu Wt Oct 2012C	2012/10/25	2012/11/01
16548	SGA Societe Generale Acceptance N.V. – CMB Euro Wts Oct 2012	2012/10/25	2012/11/01
17607	SGA Societe Generale Acceptance N.V.-Li & Fung Eu Wt Oct 12A	2012/10/25	2012/11/01
16602	SGA Societe Generale Acceptance N.V.-Ch Overseas Eu Wt Oct 12	2012/10/25	2012/11/01
16606	SGA Societe Generale Acceptance NV-Yanzhou Coal Eu Wt Oct 12	2012/10/25	2012/11/01
16136	Standard Chartered Bank – China Overseas Euro Wt Oct 2012	2012/10/25	2012/11/01
16007	Standard Chartered Bank – HKEEx European Warrants Oct 2012	2012/10/25	2012/11/01
14920	Standard Chartered Bank – Tencent Hldg European Wts Oct 2012	2012/10/25	2012/11/01
15339	UBS AG – Hutchison European Warrants Oct 2012 A	2012/10/25	2012/11/01
26809	BNP Paribas Arbit Issu B.V. – CC Bank Euro Wts Nov 2012 B	2012/10/26	2012/11/02
26439	BNP Paribas Arbit Issu B.V. – Chaoda Modern Euro Wts Nov 12	2012/10/26	2012/11/02
26563	BNP Paribas Arbit Issu B.V. – Cheung Kong Euro Wt Nov 2012	2012/10/26	2012/11/02
25096	BNP Paribas Arbit Issu B.V. – HKEEx European Wts Nov 2012	2012/10/26	2012/11/02
18128	BOCI Asia Ltd. – Tencent Holdings European Put Wts Nov 2012 A	2012/10/26	2012/11/02
29074	Citigroup Global Mkt H Inc. –Chaoda Modern European Wt Nov12	2012/10/26	2012/11/02
17262	Daiwa Capital Mkt – AIA European Warrants Nov 2012 A	2012/10/26	2012/11/02
17512	Daiwa Capital Mkt – Anhui Conch European Put Wts Nov 2012 A	2012/10/26	2012/11/02
17513	Daiwa Capital Mkt – Ch Overseas European Warrants Nov 2012 A	2012/10/26	2012/11/02
17630	Daiwa Capital Mkt – China Life European Put Wts Nov 2012 A	2012/10/26	2012/11/02
17197	Daiwa Capital Mkt – China Mobile European Put Wts Nov 2012 A	2012/10/26	2012/11/02
17617	Daiwa Capital Mkt – ICBC European Warrants Nov 2012 B	2012/10/26	2012/11/02
17765	Daiwa Capital Mkt – Tencent Holdings Euro Put Wts Nov 2012 B	2012/10/26	2012/11/02
17572	Daiwa Capital Mkt – Tencent Holdings European Wts Nov 2012 A	2012/10/26	2012/11/02
17473	Macquarie Bank Ltd. – Hutchison European Warrants Nov 2012 A	2012/10/26	2012/11/02

List of expired derivative warrants, 2012 (continued)

Code	Warrant	Last trading date	Delisted date
13717	Standard Chartered Bank – AIA European Warrants Nov 2012	2012/10/26	2012/11/02
12434	Standard Chartered Bank – CC Bank European Warrants Nov 2012	2012/10/26	2012/11/02
17780	Standard Chartered Bank – Galaxy Ent European Wts Nov 2012 A	2012/10/26	2012/11/02
17782	Standard Chartered Bank – Sands China Euro Wts Nov 2012 A	2012/10/26	2012/11/02
15429	BNP Paribas Arbit Issu B.V. – Agile Ppt European Wt Nov 2012	2012/10/29	2012/11/05
29484	BNP Paribas Arbit Issu B.V. – Air China Euro Wts Nov 2012	2012/10/29	2012/11/05
16235	BNP Paribas Arbit Issu B.V. – Anhui Conch Euro Wts Nov 2012	2012/10/29	2012/11/05
22779	BNP Paribas Arbit Issu B.V. – Ch Mobile Euro Wts Nov 2012	2012/10/29	2012/11/05
16460	BNP Paribas Arbit Issu B.V. – Ch Mobile Euro Wts Nov 2012 A	2012/10/29	2012/11/05
18909	BNP Paribas Arbit Issu B.V. – Ch Mobile Euro Wts Nov 2012 B	2012/10/29	2012/11/05
16234	BNP Paribas Arbit Issu B.V. – Chi Res Power Euro Wt Nov 2012	2012/10/29	2012/11/05
16231	BNP Paribas Arbit Issu B.V. – Chi Resources Euro Wt Nov 2012	2012/10/29	2012/11/05
17108	BNP Paribas Arbit Issu B.V. – China Overseas Eur Wt Nov 2012	2012/10/29	2012/11/05
16435	BNP Paribas Arbit Issu B.V. – CNOOC European Put Wt Nov 2012	2012/10/29	2012/11/05
16175	BNP Paribas Arbit Issu B.V. – CQRC Bank Euro Wts Nov 2012	2012/10/29	2012/11/05
16236	BNP Paribas Arbit Issu B.V. – Datang Power Euro Wts Nov 2012	2012/10/29	2012/11/05
17242	BNP Paribas Arbit Issu B.V. – HSBC European Wts Nov 2012 A	2012/10/29	2012/11/05
17985	BNP Paribas Arbit Issu B.V. – Hutchison Euro Wts Nov 2012 A	2012/10/29	2012/11/05
18009	BNP Paribas Arbit Issu B.V. – Kerry Ppt Euro Wts Nov 2012 A	2012/10/29	2012/11/05
18154	BNP Paribas Arbit Issu B.V. – Lenovo European Wts Nov 2012 A	2012/10/29	2012/11/05
18156	BNP Paribas Arbit Issu B.V. – Ping An Eu Put Wts Nov 2012 A	2012/10/29	2012/11/05
17899	BNP Paribas Arbit Issu B.V. – Swire Pacific A Eu Wt Nov 12 A	2012/10/29	2012/11/05
16630	BNP Paribas Arbit Issu B.V. – Xinyi Glass Euro Wts Nov 2012	2012/10/29	2012/11/05
18014	BNP Paribas Arbit Issu B.V. – Yurun Food Euro Wts Nov 2012 A	2012/10/29	2012/11/05
17981	BNP Paribas Arbit Issu B.V. – Tencent Hldgs Eu Wt Nov 2012 A	2012/10/29	2012/11/05
17642	BOCI Asia Ltd. – CNOOC European Put Warrants Nov 2012 A	2012/10/29	2012/11/05
18222	CC Rabobank B.A. – GCL-Poly Energy European Wts Nov 2012 A	2012/10/29	2012/11/05
19118	Citigroup Global Mkt H Inc. – Ping An Euro Wts Nov 2012 A	2012/10/29	2012/11/05
18223	Credit Suisse AG – Chow Tai Fook European Wts Nov 2012 A	2012/10/29	2012/11/05
19535	Credit Suisse AG – Ping An European Put Warrants Nov 2012 B	2012/10/29	2012/11/05
17955	J P Morgan SP BV – Ping An European Warrants Nov 2012 A	2012/10/29	2012/11/05
17858	Macquarie Bank Ltd. – A50 China European Put Wts Nov 2012 A	2012/10/29	2012/11/05
17857	Macquarie Bank Ltd. – Agricultural Bk Euro Put Wt Nov 2012 A	2012/10/29	2012/11/05
16838	Macquarie Bank Ltd. – AIA European Warrants Nov 2012	2012/10/29	2012/11/05
17854	Macquarie Bank Ltd. – Angang Steel European Wts Nov 2012 A	2012/10/29	2012/11/05
17831	Macquarie Bank Ltd. – Avichina European Warrants Nov 2012 A	2012/10/29	2012/11/05
16775	Macquarie Bank Ltd. – Bank of EA European Warrants Nov 2012	2012/10/29	2012/11/05
17837	Macquarie Bank Ltd. – Ch LongYuan European Wts Nov 2012 A	2012/10/29	2012/11/05
17381	Macquarie Bank Ltd. – Chi Resources European Wts Nov 2012 A	2012/10/29	2012/11/05
15651	Macquarie Bank Ltd. – China EB Ltd Euro Warrants Nov 2012	2012/10/29	2012/11/05
16264	Macquarie Bank Ltd. – China Life European Put Wts Nov 2012	2012/10/29	2012/11/05
17459	Macquarie Bank Ltd. – China Mobile European Wts Nov 2012 A	2012/10/29	2012/11/05
14680	Macquarie Bank Ltd. – China Overseas European Wts Nov 2012	2012/10/29	2012/11/05
17846	Macquarie Bank Ltd. – Chow Sang Sang European Wts Nov 2012 A	2012/10/29	2012/11/05
18263	Macquarie Bank Ltd. – Chow Tai Fook European Wts Nov 2012 A	2012/10/29	2012/11/05
17598	Macquarie Bank Ltd. – CLP European Warrants Nov 2012 A	2012/10/29	2012/11/05
14677	Macquarie Bank Ltd. – CM Bank European Warrants Nov 2012	2012/10/29	2012/11/05
18106	Macquarie Bank Ltd. – CNOOC European Put Warrants Nov 2012 A	2012/10/29	2012/11/05
17836	Macquarie Bank Ltd. – Foxconn European Warrants Nov 2012 A	2012/10/29	2012/11/05
17249	Macquarie Bank Ltd. – Gome European Warrants Nov 2012 A	2012/10/29	2012/11/05
17583	Macquarie Bank Ltd. – Hang Lung Ppt European Wts Nov 2012 A	2012/10/29	2012/11/05
17769	Macquarie Bank Ltd. – Hang Seng Bank European Wts Nov 2012 A	2012/10/29	2012/11/05
17884	Macquarie Bank Ltd. – Henganintl European Wts Nov 2012 A	2012/10/29	2012/11/05
17834	Macquarie Bank Ltd. – Hysan Dev European Warrants Nov 2012 A	2012/10/29	2012/11/05
17883	Macquarie Bank Ltd. – Sh Electric European Wts Nov 2012 A	2012/10/29	2012/11/05
18112	Macquarie Bank Ltd. – Tencent European Put Wts Nov 2012 B	2012/10/29	2012/11/05
17562	Macquarie Bank Ltd. – Tencent European Warrants Nov 2012 A	2012/10/29	2012/11/05
17832	Macquarie Bank Ltd. – Tingyi European Warrants Nov 2012 A	2012/10/29	2012/11/05
17835	Macquarie Bank Ltd. – Wharf European Warrants Nov 2012 A	2012/10/29	2012/11/05
18387	Macquarie Bank Ltd. – GCL-Poly Energy European Wts Nov 2012 A	2012/10/29	2012/11/05
17708	Standard Chartered Bank – China Mobile Eur Put Wt Nov 2012 A	2012/10/29	2012/11/05
16995	Standard Chartered Bank – Yurun Food Euro Warrants Nov 2012	2012/10/29	2012/11/05
19520	UBS AG – China Mobile European Warrants Nov 2012 B	2012/10/29	2012/11/05
19420	UBS AG – CNOOC European Put Warrants Nov 2012 E	2012/10/29	2012/11/05
18272	Bank of East Asia – Chow Tai Fook European Wts Nov 2012 A	2012/10/30	2012/11/06
18942	BNP Paribas Arbit Issu B.V. – CC Bank Euro Wts Nov 2012 A	2012/10/30	2012/11/06
28635	BNP Paribas Arbit Issu B.V. – PetroCh Euro Wts Nov 2012	2012/10/30	2012/11/06
16554	BOCI Asia Ltd. – BOCL European Warrants Nov 2012	2012/10/30	2012/11/06
17552	BOCI Asia Ltd. – Li & Fung European Warrants Nov 2012 A	2012/10/30	2012/11/06
15577	BOCI Asia Ltd. – Tracker Fund European Warrants Nov 2012	2012/10/30	2012/11/06
15919	CC Rabobank B.A. – A50 China European Warrants Nov 2012	2012/10/30	2012/11/06
18219	CC Rabobank B.A. – AAC Acoustic European Warrants Nov 2012 A	2012/10/30	2012/11/06
23045	CC Rabobank B.A. – CC Bank European Warrants Nov 2012	2012/10/30	2012/11/06
18196	CC Rabobank B.A. – CSR Times European Warrants Nov 2012 A	2012/10/30	2012/11/06
18224	CC Rabobank B.A. – ZTE European Warrants Nov 2012 A	2012/10/30	2012/11/06
18233	Citigroup Global Mkt H Inc. – Agricultural Bk Eu Wt Nov 12 A	2012/10/30	2012/11/06
18232	Citigroup Global Mkt H Inc. – CC Bank European Wt Nov 2012 A	2012/10/30	2012/11/06
18231	Citigroup Global Mkt H Inc. – Ch Rongsheng Eur Wt Nov 2012 A	2012/10/30	2012/11/06
18225	Citigroup Global Mkt H Inc. – CITIC Sec Euro Wts Nov 2012 A	2012/10/30	2012/11/06
18228	Citigroup Global Mkt H Inc. – Datang European Wts Nov 2012 A	2012/10/30	2012/11/06
18229	Citigroup Global Mkt H Inc. – Geely Auto Euro Wts Nov 2012 A	2012/10/30	2012/11/06
16202	Credit Suisse AG – A50 China European Warrants Nov 2012	2012/10/30	2012/11/06
17669	Daiwa Capital Mkt – AIA European Warrants Nov 2012 B	2012/10/30	2012/11/06
17193	Daiwa Capital Mkt – ICBC European Warrants Nov 2012 A	2012/10/30	2012/11/06
19003	Goldman Sachs SP (Asia) – Henganintl European Wts Nov 2012 B	2012/10/30	2012/11/06
18044	Goldman Sachs SP (Asia) – Hutchison European Wts Nov 2012 A	2012/10/30	2012/11/06
17716	Goldman Sachs SP (Asia) – SJM Holdings Euro Wts Nov 2012 A	2012/10/30	2012/11/06

List of expired derivative warrants, 2012 (continued)

Code	Warrant	Last trading date	Delisted date
16425	Goldman Sachs SP (Asia) – Yurun Food European Wts Nov 2012	2012/10/30	2012/11/06
16044	HK Bank – A50 China European Warrants Nov 2012	2012/10/30	2012/11/06
14828	J P Morgan SP BV – CM Bank European Warrants Nov 2012	2012/10/30	2012/11/06
18535	Macquarie Bank Ltd. – Foxconn European Warrants Nov 2012 B	2012/10/30	2012/11/06
18356	Macquarie Bank Ltd. – Tencent European Put Wts Nov 2012 C	2012/10/30	2012/11/06
18250	Merrill Lynch Int'l & Co. C.V. – CC Bank Euro Wts Nov 2012 A	2012/10/30	2012/11/06
17672	Merrill Lynch Int'l & Co. C.V. – HSBC Euro Wts Nov 2012 A	2012/10/30	2012/11/06
18251	Merrill Lynch Int'l & Co. C.V. – ICBC Euro Put Wt Nov 2012 A	2012/10/30	2012/11/06
18215	Merrill Lynch Int'l & Co. C.V. – Hutchison Eu Put Wt Nov 12 A	2012/10/30	2012/11/06
16441	SGA Societe Generale Acceptance N.V. – A50 Ch Eu Wt Nov 2012	2012/10/30	2012/11/06
17727	SGA Societe Generale Acceptance N.V. – BOCL Eu Wt Nov 2012 A	2012/10/30	2012/11/06
18806	SGA Societe Generale Acceptance N.V. – Ch Mob Eu Wt Nov 12 A	2012/10/30	2012/11/06
18255	SGA Societe Generale Acceptance N.V. – CHALCO Eu Wt Nov 12A	2012/10/30	2012/11/06
19033	SGA Societe Generale Acceptance N.V. – HSBC Eu Wt Nov 2012 A	2012/10/30	2012/11/06
18274	SGA Societe Generale Acceptance N.V. – HWL Eur Wt Nov 2012 A	2012/10/30	2012/11/06
18256	SGA Societe Generale Acceptance NV-Zijin Mining Eu Wt Nov12A	2012/10/30	2012/11/06
15020	Standard Chartered Bank – BOCL European Warrants Nov 2012	2012/10/30	2012/11/06
16366	Standard Chartered Bank – BOCL European Warrants Nov 2012 A	2012/10/30	2012/11/06
18207	Citigroup Global Mkt H Inc. – A50 China Euro Wts Nov 2012 B	2012/10/31	2012/11/07
18453	Standard Chartered Bank – China Mobile Euro Wts Nov 2012 B	2012/10/31	2012/11/07
18107	Standard Chartered Bank – Hutchison Euro Euro Wts Nov 2012 B	2012/10/31	2012/11/07
18807	SGA Societe Generale Acceptance N.V. – Ch Mob Eu Wt Nov 12 B	2012/11/01	2012/11/08
13034	Merrill Lynch Int'l & Co. C.V. – CK(H) European Wts Nov 2012	2012/11/02	2012/11/09
16956	UBS AG – HKEx European Warrants Nov 2012 B	2012/11/02	2012/11/09
17216	CC Rabobank B.A. – CNBM European Warrants Nov 2012 A	2012/11/05	2012/11/12
13253	Citigroup Global Mkt H Inc. – R&F Ppt European Wts Nov 2012	2012/11/05	2012/11/12
18419	Credit Suisse AG – CNOOC European Warrants Nov 2012 A	2012/11/05	2012/11/12
18866	Credit Suisse AG – Sands China European Warrants Nov 2012 A	2012/11/05	2012/11/12
17179	Daiwa Capital Mkt – CNOOC European Warrants Nov 2012	2012/11/05	2012/11/12
17115	Goldman Sachs SP (Asia) – CNBM European Warrants Nov 2012	2012/11/05	2012/11/12
13766	J P Morgan SP BV – R&F Ppt European Warrants Nov 2012	2012/11/05	2012/11/12
17827	Macquarie Bank Ltd. – CNBM European Warrants Nov 2012 A	2012/11/05	2012/11/12
17163	Macquarie Bank Ltd. – R&F Ppt European Warrants Nov 2012	2012/11/05	2012/11/12
17149	Nomura Int'l plc – CNBM European Warrants Nov 2012	2012/11/05	2012/11/12
16954	Standard Chartered Bank – CNBM European Warrants Nov 2012	2012/11/05	2012/11/12
17602	Bank of East Asia – Li & Fung European Warrants Nov 2012 A	2012/11/06	2012/11/13
24904	BOCI Asia Ltd. – Chaoda Modern European Warrants Nov 2012	2012/11/06	2012/11/13
18338	CC Rabobank B.A. – Angang Steel European Warrants Nov 2012 A	2012/11/06	2012/11/13
18463	CC Rabobank B.A. – BYD European Warrants Nov 2012 A	2012/11/06	2012/11/13
18340	CC Rabobank B.A. – Evergrande European Warrants Nov 2012 A	2012/11/06	2012/11/13
18337	CC Rabobank B.A. – Foxconn European Warrants Nov 2012 A	2012/11/06	2012/11/13
18162	CC Rabobank B.A. – Tencent Holdings Euro Put Wt Nov 2012 A	2012/11/06	2012/11/13
19260	Credit Suisse AG – China Mobile European Warrants Nov 2012 A	2012/11/06	2012/11/13
18046	Goldman Sachs SP (Asia) – China Mobile Euro Wts Nov 2012 B	2012/11/06	2012/11/13
19001	Goldman Sachs SP (Asia) – SHK Ppt European Wts Nov 2012 A	2012/11/06	2012/11/13
16336	Goldman Sachs SP (Asia) -Ch Overseas European Wts Nov 2012	2012/11/06	2012/11/13
18778	Macquarie Bank Ltd. – BYD European Warrants Nov 2012 A	2012/11/06	2012/11/13
18355	Macquarie Bank Ltd. – Ch Rongsheng Euro Warrants Nov 2012 A	2012/11/06	2012/11/13
18217	Merrill Lynch Int'l & Co. C.V. – Ch Mobile Eur Wt Nov 2012 A	2012/11/06	2012/11/13
13593	Merrill Lynch Int'l & Co. C.V. – R&F Ppt Euro Wts Nov 2012	2012/11/06	2012/11/13
19255	Merrill Lynch Int'l & Co. C.V. – Tencent Eu Put Wt Nov 2012C	2012/11/06	2012/11/13
18302	SGA Societe Generale Acceptance N.V. – A50 Ch Eu Wt Nov 12 B	2012/11/06	2012/11/13
18984	Standard Chartered Bank – CC Bank European Wts Nov 2012 A	2012/11/06	2012/11/13
18647	Standard Chartered Bank – CTel European Warrants Nov 2012 A	2012/11/06	2012/11/13
15452	UBS AG – A50 China European Warrants Nov 2012	2012/11/06	2012/11/13
18487	UBS AG – China Mobile European Warrants Nov 2012 A	2012/11/06	2012/11/13
15492	UBS AG – China National Building European Warrants Nov 2012	2012/11/06	2012/11/13
19205	UBS AG – CITIC Sec European Warrants Nov 2012 A	2012/11/06	2012/11/13
14908	UBS AG – CNOOC European Warrants Nov 2012 A	2012/11/06	2012/11/13
17483	HK Bank – China Mobile European Warrants Nov 2012 A	2012/11/07	2012/11/14
15791	HK Bank – Yanzhou Coal European Warrants Nov 2012	2012/11/07	2012/11/14
10144	BNP Paribas Arbit Issu B.V. – Oil Futures Eu Put Wt Nov 2012	2012/11/08	2012/11/15
10143	BNP Paribas Arbit Issu B.V. – Oil Futures Euro Wt Nov 2012	2012/11/08	2012/11/15
14133	Merrill Lynch Int'l & Co. C.V. – CNOOC Euro Put Wts Nov 2012	2012/11/08	2012/11/15
16611	SGA Societe Generale Acceptance N.V. – CNBM Euro Wt Nov 2012	2012/11/08	2012/11/15
18976	SGA Societe Generale Acceptance N.V.-Sands China Eu Wt Nov12A	2012/11/08	2012/11/15
18375	UBS AG – CC Bank European Warrants Nov 2012 A	2012/11/08	2012/11/15
17111	UBS AG – CNOOC European Warrants Nov 2012 C	2012/11/08	2012/11/15
17671	Daiwa Capital Mkt – BOC HK European Warrants Nov 2012 A	2012/11/09	2012/11/16
17763	Daiwa Capital Mkt – China Mobile European Wts Nov 2012 C	2012/11/09	2012/11/16
17656	Daiwa Capital Mkt – Ping An European Put Warrants Nov 2012 A	2012/11/09	2012/11/16
19182	Credit Suisse AG – China Tel European Warrants Nov 2012 B	2012/11/12	2012/11/19
17730	Daiwa Capital Mkt – CCB European Put Warrants Nov 2012 A	2012/11/12	2012/11/19
17199	Daiwa Capital Mkt – China Mobile European Wts Nov 2012 B	2012/11/12	2012/11/19
14510	HK Bank – CNBM European Warrants Nov 2012	2012/11/12	2012/11/19
12385	HK Bank – R&F Ppt European Warrants Nov 2012	2012/11/12	2012/11/19
15163	HK Bank – Sands China European Warrants Nov 2012	2012/11/12	2012/11/19
18342	Macquarie Bank Ltd. – Galaxy Ent European Wts Nov 2012 A	2012/11/12	2012/11/19
13998	RB of Scotland N.V. – CNOOC European Warrants Nov 2012	2012/11/12	2012/11/19
18174	CC Rabobank B.A. – A50 China European Warrants Nov 2012 A	2012/11/13	2012/11/20
15562	CC Rabobank B.A. – China Overseas European Warrants Nov 2012	2012/11/13	2012/11/20
15698	CC Rabobank B.A. – CNOOC European Warrants Nov 2012	2012/11/13	2012/11/20
16987	CC Rabobank B.A. – Esprit European Warrants Nov 2012	2012/11/13	2012/11/20
17059	CC Rabobank B.A. – HKEx European Warrants Nov 2012	2012/11/13	2012/11/20
18462	CC Rabobank B.A. – NCI European Warrants Nov 2012 A	2012/11/13	2012/11/20
18158	CC Rabobank B.A. – Ping An European Put Warrants Nov 2012 A	2012/11/13	2012/11/20
16697	CC Rabobank B.A. – Sands China European Warrants Nov 2012	2012/11/13	2012/11/20

List of expired derivative warrants, 2012 (continued)

Code	Warrant	Last trading date	Delisted date
16778	CC Rabobank B.A. – Sunart Retail European Warrants Nov 2012	2012/11/13	2012/11/20
15763	CC Rabobank B.A. – Tencent Holdings European Wts Nov 2012	2012/11/13	2012/11/20
16833	CC Rabobank B.A. – Xinyi Glass European Warrants Nov 2012	2012/11/13	2012/11/20
18461	CC Rabobank B.A. – Zijin Mining European Warrants Nov 2012 A	2012/11/13	2012/11/20
15719	CC Rabobank B.A. – Zoomlion European Warrants Nov 2012	2012/11/13	2012/11/20
19117	Citigroup Global Mkt H Inc. – CNOOC European Wts Nov 2012 A	2012/11/13	2012/11/20
18316	Credit Suisse AG – Agricultural Bank European Wts Nov 2012 A	2012/11/13	2012/11/20
18317	Credit Suisse AG – China Tel European Warrants Nov 2012 A	2012/11/13	2012/11/20
18319	Credit Suisse AG – CITIC Sec European Warrants Nov 2012 A	2012/11/13	2012/11/20
19722	Credit Suisse AG – HSBC European Put Warrants Nov 2012 A	2012/11/13	2012/11/20
18314	Credit Suisse AG – Minsheng Bank European Wts Nov 2012 A	2012/11/13	2012/11/20
18318	Credit Suisse AG – PetroChina European Warrants Nov 2012 A	2012/11/13	2012/11/20
18470	Daiwa Capital Mkt – CCB European Warrants Nov 2012 C	2012/11/13	2012/11/20
18410	Goldman Sachs SP (Asia) – AIA European Warrants Nov 2012 A	2012/11/13	2012/11/20
16123	Goldman Sachs SP (Asia) – BYD European Warrants Nov 2012	2012/11/13	2012/11/20
18035	Goldman Sachs SP (Asia) – China Mobile Euro Wts Nov 2012 A	2012/11/13	2012/11/20
18102	Goldman Sachs SP (Asia) – Hutchison Euro Put Wts Nov 2012 B	2012/11/13	2012/11/20
18993	Goldman Sachs SP (Asia) – Hutchison European Wts Nov 2012 C	2012/11/13	2012/11/20
16287	Goldman Sachs SP (Asia) – MTRC European Warrants Nov 2012	2012/11/13	2012/11/20
18335	Goldman Sachs SP (Asia) – Ping An European Wts Nov 2012 A	2012/11/13	2012/11/20
18100	Goldman Sachs SP (Asia) – Tencent European Put Wt Nov 2012 A	2012/11/13	2012/11/20
16162	Goldman Sachs SP (Asia) – Wharf European Warrants Nov 2012	2012/11/13	2012/11/20
25716	HK Bank – Cheung Kong European Warrants Nov 2012	2012/11/13	2012/11/20
15814	HK Bank – Zhaojin Mining European Warrants Nov 2012	2012/11/13	2012/11/20
17350	J P Morgan SP BV – SJM Holdings European Warrants Nov 2012 A	2012/11/13	2012/11/20
18814	Macquarie Bank Ltd. – China Life European Wts Nov 2012 A	2012/11/13	2012/11/20
18428	Macquarie Bank Ltd. – NCI European Warrants Nov 2012 A	2012/11/13	2012/11/20
18935	Merrill Lynch Int'l & Co. C.V. – China Life Eu Wt Nov 2012 B	2012/11/13	2012/11/20
18436	Merrill Lynch Int'l & Co. C.V. – CK(H) Euro Wts Nov 2012 A	2012/11/13	2012/11/20
18433	Merrill Lynch Int'l & Co. C.V. – HSBC Euro Put Wt Nov 2012 B	2012/11/13	2012/11/20
18944	Merrill Lynch Int'l & Co. C.V. – Hutchison Eur Wt Nov 2012 B	2012/11/13	2012/11/20
18435	Merrill Lynch Int'l & Co. C.V. – SHK Ppt Euro Wts Nov 2012 A	2012/11/13	2012/11/20
18249	Merrill Lynch Int'l & Co. C.V. – Sinopec Euro Wts Nov 2012 A	2012/11/13	2012/11/20
17325	Nomura Int'l plc – CM Bank European Warrants Nov 2012 A	2012/11/13	2012/11/20
18808	SGA Societe Generale Acceptance N.V. – Ch Mob Eu Wt Nov 12 C	2012/11/13	2012/11/20
16328	SGA Societe Generale Acceptance N.V. – CMB Euro Wts Nov 2012	2012/11/13	2012/11/20
18403	SGA Societe Generale Acceptance N.V. – CTel Eu Wt Nov 2012 A	2012/11/13	2012/11/20
16490	Standard Chartered Bank – Evergrande European Wts Nov 2012	2012/11/13	2012/11/20
18467	UBS AG – CC Bank European Warrants Nov 2012 B	2012/11/13	2012/11/20
18413	UBS AG – China Tel European Warrants Nov 2012 A	2012/11/13	2012/11/20
18431	UBS AG – CNOOC European Warrants Nov 2012 D	2012/11/13	2012/11/20
19140	UBS AG – Evergrande European Warrants Nov 2012 A	2012/11/13	2012/11/20
15168	UBS AG – HKEx European Warrants Nov 2012 A	2012/11/13	2012/11/20
17604	Bank of East Asia – Yanzhou Coal European Warrants Nov 2012A	2012/11/14	2012/11/21
17759	Daiwa Capital Mkt – CCB European Warrants Nov 2012 B	2012/11/15	2012/11/22
18527	Daiwa Capital Mkt – CNOOC European Put Warrants Nov 2012 A	2012/11/15	2012/11/22
18483	Daiwa Capital Mkt – SHK Ppt European Warrants Nov 2012 A	2012/11/15	2012/11/22
12686	Merrill Lynch Int'l & Co. C.V. – CNOOC European Wts Nov 2012	2012/11/15	2012/11/22
18994	UBS AG – ICBC European Warrants Nov 2012 A	2012/11/15	2012/11/22
15133	HK Bank – Evergrande European Warrants Nov 2012	2012/11/16	2012/11/23
18502	Macquarie Bank Ltd. – Ch LongYuan European Wts Nov 2012 B	2012/11/16	2012/11/23
19124	Merrill Lynch Int'l & Co. C.V. – CC Bank Euro Wts Nov 2012 C	2012/11/16	2012/11/23
14535	Bank of East Asia – ChiUnicom European Put Warrants Nov 2012	2012/11/19	2012/11/26
15457	Bank of East Asia – CNBM European Warrants Nov 2012	2012/11/19	2012/11/26
14653	Bank of East Asia – Esprit European Warrants Nov 2012	2012/11/19	2012/11/26
17605	Bank of East Asia – Galaxy Ent European Warrants Nov 2012 A	2012/11/19	2012/11/26
14035	Bank of East Asia – MTRC European Warrants Nov 2012	2012/11/19	2012/11/26
13625	Bank of East Asia – R&F Ppt European Put Warrants Nov 2012	2012/11/19	2012/11/26
18236	Bank of East Asia – Wynn Macau European Warrants Nov 2012 A	2012/11/19	2012/11/26
17803	Daiwa Capital Mkt – Ping An European Warrants Nov 2012 B	2012/11/19	2012/11/26
16125	Goldman Sachs SP (Asia) – HKEx European Warrants Nov 2012	2012/11/19	2012/11/26
19051	Macquarie Bank Ltd. – Digital China European Wts Nov 2012 A	2012/11/19	2012/11/26
18534	Macquarie Bank Ltd. – Agricultural Bk Euro Warrants Nov 2012 B	2012/11/19	2012/11/26
16081	Standard Chartered Bank – A50 China Euro Warrants Nov 2012	2012/11/19	2012/11/26
16221	Standard Chartered Bank – HKEx European Warrants Nov 2012	2012/11/19	2012/11/26
24682	Barclays Bank plc – BankComm European Warrants Nov 2012	2012/11/20	2012/11/27
18165	BOCI Asia Ltd. – AIA European Warrants Nov 2012 A	2012/11/20	2012/11/27
14681	CC Rabobank B.A. – Brilliance Chi European Warrants Nov 2012	2012/11/20	2012/11/27
18180	Citigroup Global Mkt H Inc. – A50 China Eu Put Wt Nov 2012 A	2012/11/20	2012/11/27
18090	Citigroup Global Mkt H Inc. – China Tel Euro Wts Nov 2012 A	2012/11/20	2012/11/27
19491	Credit Suisse AG – AIA European Warrants Nov 2012 A	2012/11/20	2012/11/27
24431	Credit Suisse AG – BankComm European Warrants Nov 2012	2012/11/20	2012/11/27
18420	Credit Suisse AG – CNOOC European Warrants Nov 2012 B	2012/11/20	2012/11/27
25016	Credit Suisse AG – HKEx European Warrants Nov 2012	2012/11/20	2012/11/27
19874	Credit Suisse AG – Tencent Holdings Euro Put Wts Nov 2012 B	2012/11/20	2012/11/27
18072	Credit Suisse AG – Wharf European Warrants Nov 2012 A	2012/11/20	2012/11/27
17255	Goldman Sachs SP (Asia) – A50 China Euro Put Wts Nov 2012 A	2012/11/20	2012/11/27
15944	Goldman Sachs SP (Asia) – A50 China European Wts Nov 2012	2012/11/20	2012/11/27
17702	Goldman Sachs SP (Asia) – BEA European Warrants Nov 2012 A	2012/11/20	2012/11/27
18103	Goldman Sachs SP (Asia) – CC Bank European Wts Nov 2012 A	2012/11/20	2012/11/27
16384	Goldman Sachs SP (Asia) – Chi Resources European Wt Nov 2012	2012/11/20	2012/11/27
18036	Goldman Sachs SP (Asia) – CITIC Bank European Wts Nov 2012 A	2012/11/20	2012/11/27
17777	Goldman Sachs SP (Asia) – CM Bank European Wts Nov 2012 A	2012/11/20	2012/11/27
18280	Goldman Sachs SP (Asia) – Henganintl European Wts Nov 2012 A	2012/11/20	2012/11/27
16144	Goldman Sachs SP (Asia) – Kerry Ppt European Wts Nov 2012	2012/11/20	2012/11/27
18279	Goldman Sachs SP (Asia) – Minsheng Bank Euro Wts Nov 2012 A	2012/11/20	2012/11/27
17960	Goldman Sachs SP (Asia) – Sinopec Corp European Wts Nov 2012 A	2012/11/20	2012/11/27

List of expired derivative warrants, 2012 (continued)

Code	Warrant	Last trading date	Delisted date
18820	HK Bank – CC Bank European Warrants Nov 2012 A	2012/11/20	2012/11/27
27773	J P Morgan SP BV – Ch LongYuan European Warrants Nov 2012	2012/11/20	2012/11/27
27839	J P Morgan SP BV – CHALCO European Warrants Nov 2012	2012/11/20	2012/11/27
27391	Macquarie Bank Ltd. – Ch LongYuan European Warrants Nov 2012	2012/11/20	2012/11/27
18586	Macquarie Bank Ltd. – Evergrande European Wts Nov 2012 A	2012/11/20	2012/11/27
16543	Merrill Lynch Int'l & Co. C.V. – A50 China Eu Put Wt Nov 12	2012/11/20	2012/11/27
18498	Merrill Lynch Int'l & Co. C.V. – CC Bank Euro Wts Nov 2012 B	2012/11/20	2012/11/27
11590	Merrill Lynch Int'l & Co. C.V. – CHALCO Euro Wts Nov 2012	2012/11/20	2012/11/27
18439	Merrill Lynch Int'l & Co. C.V. – China Life Eu Wt Nov 2012 A	2012/11/20	2012/11/27
12550	Merrill Lynch Int'l & Co. C.V. – CM Bank Euro Wts Nov 2012	2012/11/20	2012/11/27
18605	Merrill Lynch Int'l & Co. C.V. – HSBC Euro Put Wt Nov 2012 C	2012/11/20	2012/11/27
19424	Merrill Lynch Int'l & Co. C.V. – Hutchison Eur Wt Nov 2012 C	2012/11/20	2012/11/27
18608	Merrill Lynch Int'l & Co. C.V. – ICBC Euro Wts Nov 2012 B	2012/11/20	2012/11/27
18559	Merrill Lynch Int'l & Co. C.V. – Tencent Euro Wts Nov 2012 A	2012/11/20	2012/11/27
27456	Nomura Int'l plc – Ch LongYuan European Warrants Nov 2012	2012/11/20	2012/11/27
18385	SGA Societe Generale Acceptance N.V. – AIA Euro Wt Nov 2012A	2012/11/20	2012/11/27
11293	SGA Societe Generale Acceptance N.V. – BOCCom Eur Wt Nov 2012	2012/11/20	2012/11/27
17190	Standard Chartered Bank – SPDR Gold Trust Euro Wt Nov 2012 A	2012/11/20	2012/11/27
18505	UBS AG – BYD European Warrants Nov 2012 A	2012/11/20	2012/11/27
18488	UBS AG – CC Bank European Warrants Nov 2012 C	2012/11/20	2012/11/27
19719	UBS AG – Cheung Kong European Warrants Nov 2012 A	2012/11/20	2012/11/27
18547	UBS AG – China Life European Warrants Nov 2012 A	2012/11/20	2012/11/27
19396	UBS AG – China National Building European Warrants Nov 2012A	2012/11/20	2012/11/27
18563	UBS AG – China Tel European Warrants Nov 2012 B	2012/11/20	2012/11/27
15254	UBS AG – CM Bank European Warrants Nov 2012	2012/11/20	2012/11/27
15589	UBS AG – CNOOC European Warrants Nov 2012	2012/11/20	2012/11/27
19590	UBS AG – Evergrande European Warrants Nov 2012 B	2012/11/20	2012/11/27
15080	UBS AG – HKEx European Warrants Nov 2012	2012/11/20	2012/11/27
18566	UBS AG – Hutchison European Warrants Nov 2012 A	2012/11/20	2012/11/27
15598	UBS AG – PetroChina European Warrants Nov 2012	2012/11/20	2012/11/27
18565	UBS AG – Sinopec Corp European Warrants Nov 2012 A	2012/11/20	2012/11/27
18582	UBS AG – SPDR Gold Trust European Warrants Nov 2012 A	2012/11/20	2012/11/27
16158	UBS AG – Zijin Mining European Warrants Nov 2012	2012/11/20	2012/11/27
18415	UBS AG – Zijin Mining European Warrants Nov 2012 A	2012/11/20	2012/11/27
18350	CC Rabobank B.A. – BOC HK European Warrants Nov 2012 A	2012/11/21	2012/11/28
18848	CC Rabobank B.A. – CITIC Bank European Warrants Nov 2012 A	2012/11/21	2012/11/28
12513	CC Rabobank B.A. – CMOC European Warrants Nov 2012	2012/11/21	2012/11/28
18095	CC Rabobank B.A. – Geely Auto European Warrants Nov 2012 A	2012/11/21	2012/11/28
18091	Citigroup Global Mkt H Inc. – CNBM Euro Warrants Nov 2012 A	2012/11/21	2012/11/28
18141	Citigroup Global Mkt H Inc. – Evergrande Euro Wts Nov 2012 A	2012/11/21	2012/11/28
16416	Citigroup Global Mkt H Inc. – Zoomlion European Wts Nov 2012	2012/11/21	2012/11/28
16805	Credit Suisse AG – CNOOC European Warrants Nov 2012	2012/11/21	2012/11/28
18306	Goldman Sachs SP (Asia) – China Mobile Eu Put Wts Nov 2012 C	2012/11/21	2012/11/28
19208	J P Morgan SP BV – Tencent European Put Warrants Nov 2012 A	2012/11/21	2012/11/28
18761	Macquarie Bank Ltd. – Geely Auto European Wts Nov 2012 A	2012/11/21	2012/11/28
12364	Macquarie Bank Ltd. – Sinoma European Warrants Nov 2012	2012/11/21	2012/11/28
16448	Merrill Lynch Int'l & Co. C.V. – CNOOC Euro Wts Nov 2012 A	2012/11/21	2012/11/28
15868	Nomura Int'l plc – PetroChina European Warrants Nov 2012	2012/11/21	2012/11/28
19236	Standard Chartered Bank – Agricultural Bk Euro Wts Nov 2012A	2012/11/21	2012/11/28
19186	UBS AG – BOC HK European Warrants Nov 2012 A	2012/11/21	2012/11/28
15039	UBS AG – CNOOC European Warrants Nov 2012 B	2012/11/21	2012/11/28
19302	UBS AG – Galaxy Ent European Warrants Nov 2012 A	2012/11/21	2012/11/28
16409	UBS AG – HKEx European Put Warrants Nov 2012	2012/11/21	2012/11/28
19416	UBS AG – HSBC European Put Warrants Nov 2012 A	2012/11/21	2012/11/28
19266	UBS AG – Hutchison European Warrants Nov 2012 B	2012/11/21	2012/11/28
19307	UBS AG – Ping An European Warrants Nov 2012 A	2012/11/21	2012/11/28
16713	Bank of East Asia – Ping An European Put Warrants Nov 2012	2012/11/22	2012/11/29
16387	Goldman Sachs SP (Asia) – China Coal European Wts Nov 2012	2012/11/22	2012/11/29
18033	Goldman Sachs SP (Asia) – Galaxy Ent Euro Wts Nov 2012 A	2012/11/22	2012/11/29
16921	Macquarie Bank Ltd. – China Coal European Warrants Nov 2012	2012/11/22	2012/11/29
17090	SGA Societe Generale Acceptance N.V. – CCB Eur Wt Nov 2012	2012/11/22	2012/11/29
18384	SGA Societe Generale Acceptance N.V. – CCB Eur Wt Nov 2012 A	2012/11/22	2012/11/29
12680	SGA Societe Generale Acceptance N.V. – CCoal Eur Wt Nov 2012	2012/11/22	2012/11/29
18880	SGA Societe Generale Acceptance N.V. – CLife Eu Wt Nov 2012A	2012/11/22	2012/11/29
15755	SGA Societe Generale Acceptance N.V. – CNOOC Eu Wt Nov 2012	2012/11/22	2012/11/29
17454	SGA Societe Generale Acceptance N.V. – HKEx Eu Wt Nov 2012 A	2012/11/22	2012/11/29
19083	SGA Societe Generale Acceptance N.V. – ICBC Eu Wt Nov 2012 A	2012/11/22	2012/11/29
17453	SGA Societe Generale Acceptance N.V. -A50 Ch Eu Put Wt Nov12A	2012/11/22	2012/11/29
18189	Standard Chartered Bank – ICBC European Warrants Nov 2012 A	2012/11/22	2012/11/29
17781	Standard Chartered Bank – Wynn Macau European Wts Nov 2012 A	2012/11/22	2012/11/29
19469	UBS AG – CC Bank European Warrants Nov 2012 E	2012/11/22	2012/11/29
18898	UBS AG – HKEx European Warrants Nov 2012 C	2012/11/22	2012/11/29
18995	UBS AG – ICBC European Warrants Nov 2012 B	2012/11/22	2012/11/29
16509	BNP Paribas Arbit Issu B.V. – BOCL European Wts Nov 2012	2012/11/23	2012/11/30
17447	BNP Paribas Arbit Issu B.V. – HSI Euro Put Wts Nov 2012 A	2012/11/23	2012/11/30
18394	BNP Paribas Arbit Issu B.V. – HSI Euro Put Wts Nov 2012 B	2012/11/23	2012/11/30
18396	BNP Paribas Arbit Issu B.V. – HSI European Wts Nov 2012 C	2012/11/23	2012/11/30
24236	BOCI Asia Ltd. – BankComm European Warrants Nov 2012	2012/11/23	2012/11/30
17612	BOCI Asia Ltd. – Esprit European Warrants Nov 2012 A	2012/11/23	2012/11/30
17117	CC Rabobank B.A. – SJM Holdings European Warrants Nov 2012	2012/11/23	2012/11/30
18495	Credit Suisse AG – CC Bank European Warrants Nov 2012 C	2012/11/23	2012/11/30
18418	Credit Suisse AG – HSI European Put Warrants Nov 2012 A	2012/11/23	2012/11/30
19240	Credit Suisse AG – HSI European Put Warrants Nov 2012 C	2012/11/23	2012/11/30
19263	Credit Suisse AG – HSI European Put Warrants Nov 2012 D	2012/11/23	2012/11/30
18869	Credit Suisse AG – HSI European Warrants Nov 2012 B	2012/11/23	2012/11/30
19534	Credit Suisse AG – HSI European Warrants Nov 2012 E	2012/11/23	2012/11/30
17740	Daiwa Capital Mkt – HSI European Put Warrants Nov 2012 A	2012/11/23	2012/11/30

List of expired derivative warrants, 2012 (continued)

Code	Warrant	Last trading date	Delisted date
17788	Daiwa Capital Mkt – HSI European Warrants Nov 2012 B	2012/11/23	2012/11/30
18351	Goldman Sachs SP (Asia) – HSCEI European Put Wts Nov 2012 A	2012/11/23	2012/11/30
18352	Goldman Sachs SP (Asia) – HSCEI European Put Wts Nov 2012 B	2012/11/23	2012/11/30
18790	Goldman Sachs SP (Asia) – HSCEI European Warrants Nov 2012 C	2012/11/23	2012/11/30
18524	Goldman Sachs SP (Asia) – HSI European Put Wts Nov 2012 A	2012/11/23	2012/11/30
19025	Goldman Sachs SP (Asia) – HSI European Put Wts Nov 2012 C	2012/11/23	2012/11/30
19730	Goldman Sachs SP (Asia) – HSI European Put Wts Nov 2012 F	2012/11/23	2012/11/30
19024	Goldman Sachs SP (Asia) – HSI European Warrants Nov 2012 B	2012/11/23	2012/11/30
19026	Goldman Sachs SP (Asia) – HSI European Warrants Nov 2012 D	2012/11/23	2012/11/30
19027	Goldman Sachs SP (Asia) – HSI European Warrants Nov 2012 E	2012/11/23	2012/11/30
17173	HK Bank – Esprit European Warrants Nov 2012	2012/11/23	2012/11/30
15123	HK Bank – HKEx European Warrants Nov 2012	2012/11/23	2012/11/30
19635	HK Bank – HSI European Put Warrants Nov 2012 A	2012/11/23	2012/11/30
16064	Macquarie Bank Ltd. – Chi Res Power European Wts Nov 2012	2012/11/23	2012/11/30
17404	Macquarie Bank Ltd. – HSCEI European Warrants Nov 2012 A	2012/11/23	2012/11/30
18377	Merrill Lynch Int'l & Co. C.V. – HSCEI Euro Put Wt Nov 2012A	2012/11/23	2012/11/30
18379	Merrill Lynch Int'l & Co. C.V. – HSCEI Euro Put Wt Nov 2012B	2012/11/23	2012/11/30
18382	Merrill Lynch Int'l & Co. C.V. – HSCEI Euro Wts Nov 2012 C	2012/11/23	2012/11/30
18184	Merrill Lynch Int'l & Co. C.V. – HSI Euro Put Wts Nov 2012 A	2012/11/23	2012/11/30
18185	Merrill Lynch Int'l & Co. C.V. – HSI Euro Put Wts Nov 2012 B	2012/11/23	2012/11/30
19054	Merrill Lynch Int'l & Co. C.V. – HSI Euro Put Wts Nov 2012 E	2012/11/23	2012/11/30
16575	Merrill Lynch Int'l & Co. C.V. – HSI European Wts Nov 2012	2012/11/23	2012/11/30
18750	Merrill Lynch Int'l & Co. C.V. – HSI European Wts Nov 2012 C	2012/11/23	2012/11/30
18932	Merrill Lynch Int'l & Co. C.V. – HSI European Wts Nov 2012 D	2012/11/23	2012/11/30
18918	SGA Societe Generale Acceptance N.V. – HSI Eur Wt Nov 2012 C	2012/11/23	2012/11/30
19408	SGA Societe Generale Acceptance N.V. – HSI Eur Wt Nov 2012 D	2012/11/23	2012/11/30
18589	SGA Societe Generale Acceptance N.V. – HSI Eu Put Wt Nov 12 A	2012/11/23	2012/11/30
18644	SGA Societe Generale Acceptance N.V. – HSI Eu Put Wt Nov 12 B	2012/11/23	2012/11/30
19649	SGA Societe Generale Acceptance N.V. – HSI Eu Put Wt Nov 12 E	2012/11/23	2012/11/30
19148	Standard Chartered Bank – HSI European Put Wts Nov 2012 A	2012/11/23	2012/11/30
18688	UBS AG – HSCEI European Warrants Nov 2012 A	2012/11/23	2012/11/30
18037	UBS AG – HSI European Put Warrants Nov 2012 A	2012/11/23	2012/11/30
19271	UBS AG – HSI European Put Warrants Nov 2012 D	2012/11/23	2012/11/30
19503	UBS AG – HSI European Put Warrants Nov 2012 E	2012/11/23	2012/11/30
19789	UBS AG – HSI European Put Warrants Nov 2012 F	2012/11/23	2012/11/30
18598	UBS AG – HSI European Warrants Nov 2012 B	2012/11/23	2012/11/30
18899	UBS AG – HSI European Warrants Nov 2012 C	2012/11/23	2012/11/30
19961	UBS AG – HSI European Warrants Nov 2012 G	2012/11/23	2012/11/30
18477	Credit Suisse AG – CC Bank European Warrants Nov 2012 B	2012/11/26	2012/12/03
19369	Credit Suisse AG – CC Bank European Warrants Nov 2012 D	2012/11/26	2012/12/03
19840	Credit Suisse AG – Cheung Kong European Warrants Nov 2012 A	2012/11/26	2012/12/03
17873	Credit Suisse AG – HKEx European Warrants Nov 2012 A	2012/11/26	2012/12/03
18925	Credit Suisse AG – HKEx European Warrants Nov 2012 B	2012/11/26	2012/12/03
19222	Credit Suisse AG – Hutchison European Warrants Nov 2012 A	2012/11/26	2012/12/03
18476	Credit Suisse AG – ICBC European Warrants Nov 2012 B	2012/11/26	2012/12/03
18329	Credit Suisse AG – Jiangxi Copper Euro Put Wts Nov 2012 A	2012/11/26	2012/12/03
17553	Credit Suisse AG – KECL European Warrants Nov 2012 A	2012/11/26	2012/12/03
18315	Credit Suisse AG – Ping An European Warrants Nov 2012 A	2012/11/26	2012/12/03
19723	Credit Suisse AG – Ping An European Warrants Nov 2012 C	2012/11/26	2012/12/03
18551	Credit Suisse AG – Sinopec Corp European Warrants Nov 2012 A	2012/11/26	2012/12/03
17005	Credit Suisse AG – Tencent Holdings European Wts Nov 2012 A	2012/11/26	2012/12/03
17631	Credit Suisse AG – Tencent Holdings European Wts Nov 2012 A	2012/11/26	2012/12/03
19483	HK Bank – Cheung Kong European Warrants Nov 2012 A	2012/11/26	2012/12/03
15529	Macquarie Bank Ltd. – Esprit European Warrants Nov 2012	2012/11/26	2012/12/03
14014	Merrill Lynch Int'l & Co. C.V. – HKEx Euro Wts Nov 2012	2012/11/26	2012/12/03
19254	Merrill Lynch Int'l & Co. C.V. – Tencent Eu Put Wt Nov 2012B	2012/11/26	2012/12/03
17322	Nomura Int'l plc – A50 China European Put Wts Nov 2012 A	2012/11/26	2012/12/03
15245	Nomura Int'l plc – A50 China European Warrants Nov 2012	2012/11/26	2012/12/03
18446	Nomura Int'l plc – BYD European Warrants Nov 2012 A	2012/11/26	2012/12/03
19456	Nomura Int'l plc – CC Bank European Warrants Nov 2012 A	2012/11/26	2012/12/03
19298	Nomura Int'l plc – CNBM European Warrants Nov 2012 A	2012/11/26	2012/12/03
15352	Nomura Int'l plc – CNOOC European Warrants Nov 2012	2012/11/26	2012/12/03
17315	Nomura Int'l plc – Digital China European Wts Nov 2012 A	2012/11/26	2012/12/03
17317	Nomura Int'l plc – Haier Elec European Warrants Nov 2012 A	2012/11/26	2012/12/03
19160	Nomura Int'l plc – HSBC European Warrants Nov 2012 A	2012/11/26	2012/12/03
18441	Nomura Int'l plc – Hutchison European Warrants Nov 2012 A	2012/11/26	2012/12/03
17543	Nomura Int'l plc – KECL European Warrants Nov 2012 A	2012/11/26	2012/12/03
17506	Standard Chartered Bank – Hutchison Euro Euro Wts Nov 2012 A	2012/11/26	2012/12/03
17151	Standard Chartered Bank – Tencent Hldg European Wts Nov 2012	2012/11/26	2012/12/03
15281	Standard Chartered Bank-China Life European Wts Nov 2012	2012/11/26	2012/12/03
18506	UBS AG – CC Bank European Warrants Nov 2012 D	2012/11/26	2012/12/03
18689	UBS AG – Minsheng Bank European Warrants Nov 2012 A	2012/11/26	2012/12/03
25961	BNP Paribas Arbit Issu B.V. – Ch LongYuan Euro Wts Dec 2012	2012/11/27	2012/12/04
25588	BNP Paribas Arbit Issu B.V. – CHALCO European Wts Dec 2012	2012/11/27	2012/12/04
16933	BNP Paribas Arbit Issu B.V. – HKEx European Wts Dec 2012 A	2012/11/27	2012/12/04
24087	BNP Paribas Arbit Issu B.V. – SHK Ppt European Warrants Dec12	2012/11/27	2012/12/04
27859	BOCI Asia Ltd. – Ch LongYuan European Warrants Dec 2012	2012/11/27	2012/12/04
18641	BOCI Asia Ltd. – ICBC European Warrants Dec 2012 A	2012/11/27	2012/12/04
14305	BOCI Asia Ltd. – Tracker Fund European Warrants Dec 2012	2012/11/27	2012/12/04
18710	CC Rabobank B.A. – China Railway European Wts Dec 2012 A	2012/11/27	2012/12/04
18678	CC Rabobank B.A. – GAC European Warrants Dec 2012 A	2012/11/27	2012/12/04
18706	CC Rabobank B.A. – Galaxy Ent European Put Wts Dec 2012 A	2012/11/27	2012/12/04
18707	CC Rabobank B.A. – Galaxy Ent European Warrants Dec 2012 B	2012/11/27	2012/12/04
19049	Credit Suisse AG – Agricultural Bank European Wts Dec 2012 A	2012/11/27	2012/12/04
19875	Credit Suisse AG – China Mobile European Warrants Dec 2012 A	2012/11/27	2012/12/04
18518	Credit Suisse AG – ChiUnicom European Warrants Dec 2012 A	2012/11/27	2012/12/04
19569	Credit Suisse AG – HSBC European Put Warrants Dec 2012 C	2012/11/27	2012/12/04

List of expired derivative warrants, 2012 (continued)

Code	Warrant	Last trading date	Delisted date
19206	Credit Suisse AG – Tencent Holdings European Wts Dec 2012 D	2012/11/27	2012/12/04
17081	Daiwa Capital Mkt – A50 China European Put Wts Dec 2012	2012/11/27	2012/12/04
17222	Daiwa Capital Mkt – BOC HK European Warrants Dec 2012 B	2012/11/27	2012/12/04
19471	Daiwa Capital Mkt – CCB European Warrants Dec 2012 A	2012/11/27	2012/12/04
17493	Daiwa Capital Mkt – CNBM European Warrants Dec 2012 A	2012/11/27	2012/12/04
17180	Daiwa Capital Mkt – CNOOC European Warrants Dec 2012	2012/11/27	2012/12/04
17662	Daiwa Capital Mkt – HKEx European Warrants Dec 2012 A	2012/11/27	2012/12/04
18634	Daiwa Capital Mkt – HSBC European Put Warrants Dec 2012 B	2012/11/27	2012/12/04
17614	Daiwa Capital Mkt – HSBC European Warrants Dec 2012 A	2012/11/27	2012/12/04
17566	Daiwa Capital Mkt – Hutchison European Warrants Dec 2012 A	2012/11/27	2012/12/04
17589	Daiwa Capital Mkt – Tencent Holdings European Wts Dec 2012 A	2012/11/27	2012/12/04
17755	Daiwa Capital Mkt – Tencent Holdings European Wts Dec 2012 C	2012/11/27	2012/12/04
16142	Goldman Sachs SP (Asia) – Anhui Conch European Wts Dec 2012	2012/11/27	2012/12/04
18104	Goldman Sachs SP (Asia) – CC Bank European Wts Dec 2012 A	2012/11/27	2012/12/04
18047	Goldman Sachs SP (Asia) – China Life Euro Wts Dec 2012 A	2012/11/27	2012/12/04
18481	Goldman Sachs SP (Asia) – Hutchison European Wts Dec 2012 A	2012/11/27	2012/12/04
16521	Goldman Sachs SP (Asia) – Swire Pacific A Euro Wts Dec 2012	2012/11/27	2012/12/04
16716	Goldman Sachs SP (Asia) – Tencent European Wt Dec 2012	2012/11/27	2012/12/04
18803	HK Bank – HWL European Warrants Dec 2012 A	2012/11/27	2012/12/04
18854	J P Morgan Int'l Der. Ltd. – CC Bank European Wts Dec 2012 A	2012/11/27	2012/12/04
19374	J P Morgan Int'l Der. Ltd. – CC Bank European Wts Dec 2012 B	2012/11/27	2012/12/04
15854	J P Morgan SP BV – A50 China European Put Warrants Dec 2012	2012/11/27	2012/12/04
19445	J P Morgan SP BV – Anhui Conch European Warrants Dec 2012 A	2012/11/27	2012/12/04
16147	J P Morgan SP BV – Ch Ship Dev European Warrants Dec 2012	2012/11/27	2012/12/04
16148	J P Morgan SP BV – CHALCO European Warrants Dec 2012	2012/11/27	2012/12/04
17934	J P Morgan SP BV – Cheung Kong European Warrants Dec 2012 B	2012/11/27	2012/12/04
14173	J P Morgan SP BV – China Everbright European Wts Dec 2012	2012/11/27	2012/12/04
14598	J P Morgan SP BV – CM Bank European Warrants Dec 2012	2012/11/27	2012/12/04
17932	J P Morgan SP BV – HSBC European Warrants Dec 2012 A	2012/11/27	2012/12/04
18857	J P Morgan SP BV – HSBC European Warrants Dec 2012 B	2012/11/27	2012/12/04
18030	J P Morgan SP BV – Minsheng Bank European Wts Dec 2012 A	2012/11/27	2012/12/04
16150	J P Morgan SP BV – Poly HK Inv European Warrants Dec 2012	2012/11/27	2012/12/04
14921	J P Morgan SP BV – Yurun Food European Warrants Dec 2012	2012/11/27	2012/12/04
17882	Macquarie Bank Ltd. – Ch Ship Cont European Wts Dec 2012 A	2012/11/27	2012/12/04
17281	Merrill Lynch Int'l & Co. C.V. – BEA European Wts Dec 2012 A	2012/11/27	2012/12/04
18561	Merrill Lynch Int'l & Co. C.V. – CC Bank Euro Wts Dec 2012 B	2012/11/27	2012/12/04
19769	Merrill Lynch Int'l & Co. C.V. – Ch Mobile Eur Wt Dec 2012 C	2012/11/27	2012/12/04
19422	Merrill Lynch Int'l & Co. C.V. – HSBC Euro Wts Dec 2012 C	2012/11/27	2012/12/04
24080	Merrill Lynch Int'l & Co. C.V. – SHK Ppt Euro Wts Dec 2012	2012/11/27	2012/12/04
18560	Merrill Lynch Int'l & Co. C.V. – Tencent Euro Wts Dec 2012 A	2012/11/27	2012/12/04
11465	Nomura Int'l plc – SHK P European Warrants Dec 2012	2012/11/27	2012/12/04
17726	SGA Societe Generale Acceptance N.V. – BOCHK Eur Wt Dec 12 A	2012/11/27	2012/12/04
18554	SGA Societe Generale Acceptance N.V. – CCB Eur Wt Dec 2012 A	2012/11/27	2012/12/04
19194	SGA Societe Generale Acceptance N.V. – CCB Eur Wt Dec 2012 C	2012/11/27	2012/12/04
19655	SGA Societe Generale Acceptance N.V. – Ch Mob Eu Wt Dec 12 A	2012/11/27	2012/12/04
18729	SGA Societe Generale Acceptance N.V. – CHALCO Eu Wt Dec 12 A	2012/11/27	2012/12/04
19482	SGA Societe Generale Acceptance N.V. – CK(H) Eu Wt Dec 2012D	2012/11/27	2012/12/04
18881	SGA Societe Generale Acceptance N.V. – CLife Eu Wt Dec 2012A	2012/11/27	2012/12/04
18692	SGA Societe Generale Acceptance N.V. – CNBM Eu Wt Dec 2012 B	2012/11/27	2012/12/04
15939	SGA Societe Generale Acceptance N.V. – HKEx Eu Wt Dec 2012	2012/11/27	2012/12/04
19245	SGA Societe Generale Acceptance N.V. – HSBC Eu Wt Dec 2012 A	2012/11/27	2012/12/04
19412	SGA Societe Generale Acceptance N.V. – HSBC Eu Wt Dec 2012 B	2012/11/27	2012/12/04
18687	SGA Societe Generale Acceptance N.V. – HWL Eur Wt Dec 2012 A	2012/11/27	2012/12/04
19039	SGA Societe Generale Acceptance N.V. – HWL Eur Wt Dec 2012 B	2012/11/27	2012/12/04
19284	SGA Societe Generale Acceptance N.V. – HWL Eur Wt Dec 2012 D	2012/11/27	2012/12/04
18885	SGA Societe Generale Acceptance N.V. – ICBC Eu Wt Dec 2012 A	2012/11/27	2012/12/04
19285	SGA Societe Generale Acceptance N.V. – Ping An Eu Wt Dec 12 B	2012/11/27	2012/12/04
28516	SGA Societe Generale Acceptance N.V. – Ch LongYuan Eu Wt Dec12	2012/11/27	2012/12/04
18693	SGA Societe Generale Acceptance N.V. – Anhui Conch Eu Wt Dec12A	2012/11/27	2012/12/04
19082	SGA Societe Generale Acceptance N.V. – Tencent Eu Put Wt Dec12E	2012/11/27	2012/12/04
19381	SGA Societe Generale Acceptance NV – Minsheng Bk Eu Wt Dec 12A	2012/11/27	2012/12/04
14660	Standard Chartered Bank – Anhui Conch European Wts Dec 2012	2012/11/27	2012/12/04
19912	Standard Chartered Bank – China Mobile Euro Wts Dec 2012 A	2012/11/27	2012/12/04
14661	Standard Chartered Bank – CNBM European Warrants Dec 2012	2012/11/27	2012/12/04
17771	Standard Chartered Bank – CTel European Warrants Dec 2012 A	2012/11/27	2012/12/04
17344	Standard Chartered Bank – Galaxy Ent European Wts Dec 2012 A	2012/11/27	2012/12/04
17920	Standard Chartered Bank – Geely Auto European Wts Dec 2012 A	2012/11/27	2012/12/04
19210	Standard Chartered Bank – Hutchison Euro Euro Wts Dec 2012 A	2012/11/27	2012/12/04
17918	Standard Chartered Bank – SHK P European Warrants Dec 2012 A	2012/11/27	2012/12/04
19184	UBS AG – China Life European Warrants Dec 2012 F	2012/11/27	2012/12/04
19835	UBS AG – China Mobile European Warrants Dec 2012 D	2012/11/27	2012/12/04
19893	UBS AG – China Mobile European Warrants Dec 2012 E	2012/11/27	2012/12/04
19968	UBS AG – China Tel European Warrants Dec 2012 C	2012/11/27	2012/12/04
19072	UBS AG – Hutchison European Warrants Dec 2012 B	2012/11/27	2012/12/04
19188	UBS AG – Sands China European Warrants Dec 2012 B	2012/11/27	2012/12/04
19872	UBS AG – Tencent Holdings European Put Warrants Dec 2012 C	2012/11/27	2012/12/04
15908	Barclays Bank plc – CNOOC European Warrants Dec 2012	2012/11/28	2012/12/05
17119	BNP Paribas Arbit Issu B.V. – A50 China Euro Put Wt Dec 2012	2012/11/28	2012/12/05
16192	BNP Paribas Arbit Issu B.V. – A50 China Euro Wts Dec 2012	2012/11/28	2012/12/05
18424	BNP Paribas Arbit Issu B.V. – Agricultural Bank Eu Wt Dec12A	2012/11/28	2012/12/05
18083	BNP Paribas Arbit Issu B.V. – Angang Steel Eur Wt Dec 2012 A	2012/11/28	2012/12/05
17501	BNP Paribas Arbit Issu B.V. – AviChina Euro Wts Dec 2012 A	2012/11/28	2012/12/05
12485	BNP Paribas Arbit Issu B.V. – BOCHK European Warrants Dec 12	2012/11/28	2012/12/05
17690	BNP Paribas Arbit Issu B.V. – CC Bank Euro Wts Dec 2012 A	2012/11/28	2012/12/05
16229	BNP Paribas Arbit Issu B.V. – Ch Mer Hold Euro Wts Dec 2012	2012/11/28	2012/12/05
16847	BNP Paribas Arbit Issu B.V. – Ch Mobile Euro Wts Dec 2012	2012/11/28	2012/12/05
17457	BNP Paribas Arbit Issu B.V. – Ch Mobile Euro Wts Dec 2012 A	2012/11/28	2012/12/05

List of expired derivative warrants, 2012 (continued)

Code	Warrant	Last trading date	Delisted date
18157	BNP Paribas Arbit Issu B.V. – Ch Railway Euro Wts Dec 2012 A	2012/11/28	2012/12/05
17982	BNP Paribas Arbit Issu B.V. – Ch Rongsheng Eu Wt Dec 2012 A	2012/11/28	2012/12/05
16230	BNP Paribas Arbit Issu B.V. – China EB Ltd Euro Wt Dec 2012	2012/11/28	2012/12/05
11603	BNP Paribas Arbit Issu B.V. – China Life Euro Wts Dec 2012	2012/11/28	2012/12/05
28181	BNP Paribas Arbit Issu B.V. – CMOC European Warrants Dec2012	2012/11/28	2012/12/05
16629	BNP Paribas Arbit Issu B.V. – CNBM European Wts Dec 2012	2012/11/28	2012/12/05
17121	BNP Paribas Arbit Issu B.V. – CNOOC European Put Wt Dec 2012	2012/11/28	2012/12/05
13755	BNP Paribas Arbit Issu B.V. – CNOOC European Wts Dec 2012	2012/11/28	2012/12/05
29707	BNP Paribas Arbit Issu B.V. – CSR European Warrants Dec 2012	2012/11/28	2012/12/05
17093	BNP Paribas Arbit Issu B.V. – Evergrande Euro Wts Dec 2012	2012/11/28	2012/12/05
16227	BNP Paribas Arbit Issu B.V. – Galaxy Ent Euro Wts Dec 2012	2012/11/28	2012/12/05
17098	BNP Paribas Arbit Issu B.V. – Geely Auto Euro Wts Dec 2012	2012/11/28	2012/12/05
16228	BNP Paribas Arbit Issu B.V. – Hang Lung Ppt Euro Wt Dec 2012	2012/11/28	2012/12/05
16524	BNP Paribas Arbit Issu B.V. – HKEx European Put Wts Dec 2012	2012/11/28	2012/12/05
15107	BNP Paribas Arbit Issu B.V. – HKEx European Wts Dec 2012	2012/11/28	2012/12/05
18425	BNP Paribas Arbit Issu B.V. – HSBC Euro Put Wts Dec 2012 A	2012/11/28	2012/12/05
17895	BNP Paribas Arbit Issu B.V. – Hutchison Euro Put Wt Dec 12 A	2012/11/28	2012/12/05
16187	BNP Paribas Arbit Issu B.V. – ICBC European Wts Dec 2012	2012/11/28	2012/12/05
11088	BNP Paribas Arbit Issu B.V. – KECL European Warrants Dec 12	2012/11/28	2012/12/05
17580	BNP Paribas Arbit Issu B.V. – Lenovo European Wts Dec 2012 A	2012/11/28	2012/12/05
18269	BNP Paribas Arbit Issu B.V. – Ping An Eur Put Wts Dec 2012 A	2012/11/28	2012/12/05
18422	BNP Paribas Arbit Issu B.V. – Ping An European Wt Dec 2012 B	2012/11/28	2012/12/05
17900	BNP Paribas Arbit Issu B.V. – PWR Assets Euro Wts Dec 2012 A	2012/11/28	2012/12/05
16232	BNP Paribas Arbit Issu B.V. – Shougang Res Euro Wts Dec 2012	2012/11/28	2012/12/05
29863	BNP Paribas Arbit Issu B.V. – Sinoma European Warrants Dec12	2012/11/28	2012/12/05
17980	BNP Paribas Arbit Issu B.V. – Sinopec Corp Eu Wts Dec 2012 A	2012/11/28	2012/12/05
18017	BNP Paribas Arbit Issu B.V. – SJM Holdings Eu Wts Dec 2012 A	2012/11/28	2012/12/05
28154	BNP Paribas Arbit Issu B.V. – Swrie Pacific A Euro Wts Dec12	2012/11/28	2012/12/05
18270	BNP Paribas Arbit Issu B.V. – Tencent Eu Put Wt Dec 2012 A	2012/11/28	2012/12/05
18084	BNP Paribas Arbit Issu B.V. – Tsingtao Brew Eu Wt Dec 2012 A	2012/11/28	2012/12/05
17901	BNP Paribas Arbit Issu B.V. – Wharf European Wts Dec 2012 A	2012/11/28	2012/12/05
12505	BNP Paribas Arbit Issu B.V. -MTRC European Warrants Dec 2012	2012/11/28	2012/12/05
17643	BOCI Asia Ltd. – Chi Res Land European Warrants Dec 2012 A	2012/11/28	2012/12/05
15449	BOCI Asia Ltd. – CNOOC European Warrants Dec 2012	2012/11/28	2012/12/05
18812	BOCI Asia Ltd. – Hutchison European Warrants Dec 2012 A	2012/11/28	2012/12/05
18167	BOCI Asia Ltd. – Sinopec Corp European Warrants Dec 2012 A	2012/11/28	2012/12/05
18740	CC Rabobank B.A. – Hutchison European Warrants Dec 2012 A	2012/11/28	2012/12/05
18741	CC Rabobank B.A. – Weichai Power European Wts Dec 2012 A	2012/11/28	2012/12/05
19468	Credit Suisse AG – Hutchison European Put Warrants Dec 2012 B	2012/11/28	2012/12/05
19589	Credit Suisse AG – Ping An European Warrants Dec 2012 D	2012/11/28	2012/12/05
20024	Credit Suisse AG – Tencent Holdings Euro Put Wts Dec 2012 E	2012/11/28	2012/12/05
17828	Macquarie Bank Ltd. – Tracker Fund European Wts Dec 2012 A	2012/11/28	2012/12/05
18725	Macquarie Bank Ltd. – Anhui Conch European Wts Dec 2012 A	2012/11/28	2012/12/05
15650	Macquarie Bank Ltd. – Bank of EA European Warrants Dec 2012	2012/11/28	2012/12/05
19079	Macquarie Bank Ltd. – BOCHK European Warrants Dec 2012 A	2012/11/28	2012/12/05
18533	Macquarie Bank Ltd. – CC Bank European Warrants Dec 2012 A	2012/11/28	2012/12/05
19405	Macquarie Bank Ltd. – CC Bank European Warrants Dec 2012 B	2012/11/28	2012/12/05
15715	Macquarie Bank Ltd. – Ch Merchants European Wts Dec 2012	2012/11/28	2012/12/05
18594	Macquarie Bank Ltd. – Cheung Kong European Wts Dec 2012 A	2012/11/28	2012/12/05
17210	Macquarie Bank Ltd. – Chi Res Land European Wts Dec 2012 A	2012/11/28	2012/12/05
18593	Macquarie Bank Ltd. – China Coal European Wts Dec 2012 A	2012/11/28	2012/12/05
18579	Macquarie Bank Ltd. – China Life European Wts Dec 2012 A	2012/11/28	2012/12/05
17334	Macquarie Bank Ltd. – China Mengniu European Wts Dec 2012 A	2012/11/28	2012/12/05
18063	Macquarie Bank Ltd. – China Mobile Euro Put Wts Dec 2012 A	2012/11/28	2012/12/05
15935	Macquarie Bank Ltd. – China Unicom European Wts Dec 2012	2012/11/28	2012/12/05
18724	Macquarie Bank Ltd. – CITIC Bank European Warrants Dec 2012A	2012/11/28	2012/12/05
18536	Macquarie Bank Ltd. – CNBM European Warrants Dec 2012 A	2012/11/28	2012/12/05
15382	Macquarie Bank Ltd. – CNOOC European Warrants Dec 2012	2012/11/28	2012/12/05
18276	Macquarie Bank Ltd. – Dongfang Elec European Wts Dec 2012 A	2012/11/28	2012/12/05
18683	Macquarie Bank Ltd. – Galaxy Ent European Wts Dec 2012 A	2012/11/28	2012/12/05
13111	Macquarie Bank Ltd. – Goldwind European Warrants Dec 2012	2012/11/28	2012/12/05
14881	Macquarie Bank Ltd. – HKEx European Put Warrants Dec 2012	2012/11/28	2012/12/05
19494	Macquarie Bank Ltd. – HSBC European Put Warrants Dec 2012 A	2012/11/28	2012/12/05
17838	Macquarie Bank Ltd. – Huaneng Power European Wts Dec 2012 A	2012/11/28	2012/12/05
18362	Macquarie Bank Ltd. – Hutchison European Warrants Dec 2012 A	2012/11/28	2012/12/05
18591	Macquarie Bank Ltd. – Hutchison European Warrants Dec 2012 B	2012/11/28	2012/12/05
17719	Macquarie Bank Ltd. – ICBC European Warrants Dec 2012 A	2012/11/28	2012/12/05
18537	Macquarie Bank Ltd. – ICBC European Warrants Dec 2012 B	2012/11/28	2012/12/05
18540	Macquarie Bank Ltd. – Minsheng Bank European Wts Dec 2012 A	2012/11/28	2012/12/05
18539	Macquarie Bank Ltd. – New World Dev European Wts Dec 2012 A	2012/11/28	2012/12/05
18731	Macquarie Bank Ltd. – NVC Lighting Euro Warrants Dec 2012 A	2012/11/28	2012/12/05
18409	Macquarie Bank Ltd. – Ping An European Warrants Dec 2012 B	2012/11/28	2012/12/05
18590	Macquarie Bank Ltd. – Ping An European Warrants Dec 2012 C	2012/11/28	2012/12/05
17597	Macquarie Bank Ltd. – PWR Assets European Warrants Dec 2012A	2012/11/28	2012/12/05
18682	Macquarie Bank Ltd. – Sands China European Wts Dec 2012 A	2012/11/28	2012/12/05
17833	Macquarie Bank Ltd. – Sh Ind H European Warrants Dec 2012 A	2012/11/28	2012/12/05
13338	Macquarie Bank Ltd. – Shanshui Cement European Wts Dec 2012	2012/11/28	2012/12/05
17044	Macquarie Bank Ltd. – SHK Ppt European Warrants Dec 2012	2012/11/28	2012/12/05
18595	Macquarie Bank Ltd. – SHK Ppt European Warrants Dec 2012 A	2012/11/28	2012/12/05
15660	Macquarie Bank Ltd. – Tencent European Put Wts Dec 2012	2012/11/28	2012/12/05
18363	Macquarie Bank Ltd. – Zijin Mining European Wts Dec 2012 A	2012/11/28	2012/12/05
15484	Macquarie Bank Ltd. – Zoomlion European Warrants Dec 2012	2012/11/28	2012/12/05
17517	Macquarie Bank Ltd. – ZTE European Warrants Dec 2012 A	2012/11/28	2012/12/05
15271	Standard Chartered Bank -PetroChina European Wts Dec 2012	2012/11/28	2012/12/05
19449	UBS AG – Ping An European Warrants Dec 2012 B	2012/11/28	2012/12/05
18643	BOCI Asia Ltd. – CC Bank European Warrants Dec 2012 A	2012/11/29	2012/12/06
16888	BOCI Asia Ltd. – PetroChina European Put Warrants Dec 2012	2012/11/29	2012/12/06

List of expired derivative warrants, 2012 (continued)

Code	Warrant	Last trading date	Delisted date
20047	Citigroup Global Mkt H Inc. – China Mobile Eur Wt Dec 2012 A	2012/11/29	2012/12/06
18297	Credit Suisse AG – Tencent Holdings European Wts Dec 2012 B	2012/11/29	2012/12/06
17490	Daiwa Capital Mkt – SHK Ppt European Warrants Dec 2012 A	2012/11/29	2012/12/06
18782	Daiwa Capital Mkt – Sinopec Corp European Put Wts Dec 2012 A	2012/11/29	2012/12/06
12383	HK Bank – China Coal European Warrants Dec 2012	2012/11/29	2012/12/06
18758	Nomura Int'l plc – NVC Lighting European Warrants Dec 2012 A	2012/11/29	2012/12/06
19890	SGA Societe Generale Acceptance N.V. – Ch Mob Eu Wt Dec 12 B	2012/11/29	2012/12/06
19340	SGA Societe Generale Acceptance N.V. – CNBM Eu Wt Dec 2012 C	2012/11/29	2012/12/06
18916	SGA Societe Generale Acceptance N.V. – HKEx Eu Wt Dec 2012 B	2012/11/29	2012/12/06
18769	Standard Chartered Bank – CC Bank European Wts Dec 2012 A	2012/11/29	2012/12/06
15021	Standard Chartered Bank – HKEx European Warrants Dec 2012 A	2012/11/29	2012/12/06
19013	UBS AG – Agricultural Bank European Warrants Dec 2012 A	2012/11/29	2012/12/06
10139	BNP Paribas Arbit Issu B.V. – Gold European Put Wts Dec 2012	2012/11/30	2012/12/07
10137	BNP Paribas Arbit Issu B.V. – Gold European Wts Dec 2012	2012/11/30	2012/12/07
14917	Standard Chartered Bank – HKEx European Warrants Dec 2012	2012/11/30	2012/12/07
29852	Standard Chartered Bank – Cheung Kong European Wts Dec 2012	2012/12/03	2012/12/10
18675	BOCI Asia Ltd. – Anhui Conch European Warrants Dec 2012 A	2012/12/04	2012/12/11
16918	BOCI Asia Ltd. – Tracker Fund European Put Warrants Dec 2012	2012/12/04	2012/12/11
18680	CC Rabobank B.A. – Anhui Conch European Warrants Dec 2012 A	2012/12/04	2012/12/11
18681	CC Rabobank B.A. – Ch Comm Cons European Warrants Dec 2012 A	2012/12/04	2012/12/11
18777	CC Rabobank B.A. – CHALCO European Warrants Dec 2012 A	2012/12/04	2012/12/11
18852	CC Rabobank B.A. – China Coal European Warrants Dec 2012 A	2012/12/04	2012/12/11
18709	CC Rabobank B.A. – GCL-Poly Energy European Wts Dec 2012 A	2012/12/04	2012/12/11
18851	CC Rabobank B.A. – Minsheng Bank European Wts Dec 2012 A	2012/12/04	2012/12/11
18773	CC Rabobank B.A. – Sany Int'l European Warrants Dec 2012 A	2012/12/04	2012/12/11
17057	CC Rabobank B.A. – Tencent Holdings European Wts Dec 2012	2012/12/04	2012/12/11
14232	Citigroup Global Mkt H Inc. – Air China Euro Wts Dec 2012	2012/12/04	2012/12/11
16421	Citigroup Global Mkt H Inc. – Ch Oilfield Euro Wts Dec 2012	2012/12/04	2012/12/11
13762	Citigroup Global Mkt H Inc. – Cheung Kong Euro Wt Dec 2012 A	2012/12/04	2012/12/11
11864	Citigroup Global Mkt H Inc. – SHK Ppt European Wts Dec 2012	2012/12/04	2012/12/11
13882	Credit Suisse AG – Cheung Kong European Warrants Dec 2012	2012/12/04	2012/12/11
18797	Credit Suisse AG – China Life European Warrants Dec 2012 A	2012/12/04	2012/12/11
18514	Credit Suisse AG – CNBM European Warrants Dec 2012 A	2012/12/04	2012/12/11
19568	Credit Suisse AG – HSBC European Wts Dec 2012 B	2012/12/04	2012/12/11
18867	Credit Suisse AG – Hutchison European Warrants Dec 2012 A	2012/12/04	2012/12/11
20128	Credit Suisse AG – Ping An European Warrants Dec 2012 E	2012/12/04	2012/12/11
17670	Daiwa Capital Mkt – AIA European Put Warrants Dec 2012 A	2012/12/04	2012/12/11
19227	Daiwa Capital Mkt – ICBC European Warrants Dec 2012 A	2012/12/04	2012/12/11
17665	Daiwa Capital Mkt – Tencent Holdings European Wts Dec 2012 B	2012/12/04	2012/12/11
17814	Daiwa Capital Mkt – Yanzhou Coal European Put Wts Dec 2012 A	2012/12/04	2012/12/11
18260	Goldman Sachs SP (Asia) – Angang Steel Euro Wts Dec 2012 A	2012/12/04	2012/12/11
16864	Goldman Sachs SP (Asia) – BYD European Warrants Dec 2012	2012/12/04	2012/12/11
18664	Goldman Sachs SP (Asia) – CC Bank European Wts Dec 2012 C	2012/12/04	2012/12/11
19383	Goldman Sachs SP (Asia) – CC Bank European Wts Dec 2012 E	2012/12/04	2012/12/11
18278	Goldman Sachs SP (Asia) – New World Dev Euro Wts Dec 2012 A	2012/12/04	2012/12/11
19988	Goldman Sachs SP (Asia) – Sands China Euro Wts Dec 2012 C	2012/12/04	2012/12/11
16141	Goldman Sachs SP (Asia) – Sands China European Wts Dec 2012	2012/12/04	2012/12/11
18860	HK Bank – Agricultural Bank European Warrants Dec 2012 A	2012/12/04	2012/12/11
18824	HK Bank – AIA European Put Warrants Dec 2012 C	2012/12/04	2012/12/11
18823	HK Bank – AIA European Warrants Dec 2012 B	2012/12/04	2012/12/11
18858	HK Bank – Cheung Kong European Warrants Dec 2012 A	2012/12/04	2012/12/11
18817	HK Bank – China Life European Warrants Dec 2012 A	2012/12/04	2012/12/11
18792	HK Bank – China Mobile European Warrants Dec 2012 A	2012/12/04	2012/12/11
18793	HK Bank – China Mobile European Warrants Dec 2012 B	2012/12/04	2012/12/11
18859	HK Bank – China Tel European Warrants Dec 2012 A	2012/12/04	2012/12/11
18805	HK Bank – HWL European Warrants Dec 2012 B	2012/12/04	2012/12/11
18861	HK Bank – Minsheng Bank European Warrants Dec 2012 A	2012/12/04	2012/12/11
18842	J P Morgan SP BV – China Mob European Wts Dec 2012 A	2012/12/04	2012/12/11
17995	J P Morgan SP BV – Sands China European Warrants Dec 2012 A	2012/12/04	2012/12/11
15850	Macquarie Bank Ltd. – L'Occitane European Warrants Dec 2012	2012/12/04	2012/12/11
19174	Macquarie Bank Ltd. – Sands China European Wts Dec 2012 B	2012/12/04	2012/12/11
19323	Merrill Lynch Int'l & Co. C.V. – CC Bank Euro Wts Dec 2012 C	2012/12/04	2012/12/11
16762	Merrill Lynch Int'l & Co. C.V. – Ch Shenhua Eu Wt Dec 2012	2012/12/04	2012/12/11
17288	Merrill Lynch Int'l & Co. C.V. – CLP European Wts Dec 2012 A	2012/12/04	2012/12/11
23616	Merrill Lynch Int'l & Co. C.V. – ICBC European Wts Dec 2012	2012/12/04	2012/12/11
19429	Merrill Lynch Int'l & Co. C.V. – PetroChina Eu Wt Dec 2012 A	2012/12/04	2012/12/11
17287	Merrill Lynch Int'l & Co. C.V. – PWR Assets Eu Wt Dec 2012 A	2012/12/04	2012/12/11
13030	Merrill Lynch Int'l & Co. C.V. – SHK Ppt Euro Wts Dec 2012 A	2012/12/04	2012/12/11
19257	Merrill Lynch Int'l & Co. C.V. – Tencent Euro Wts Dec 2012 B	2012/12/04	2012/12/11
14402	Nomura Int'l plc – Cheung Kong European Warrants Dec 2012 A	2012/12/04	2012/12/11
22623	RB of Scotland N.V. – ICBC European Warrants Dec 2012	2012/12/04	2012/12/11
18127	SGA Societe Generale Acceptance N.V. – BOCHK Eu Wt Dec 2012B	2012/12/04	2012/12/11
27311	SGA Societe Generale Acceptance N.V. – CCB Eur Wt Dec 2012	2012/12/04	2012/12/11
19891	SGA Societe Generale Acceptance N.V. – Ch Mob Eu Wt Dec 12 C	2012/12/04	2012/12/11
29083	SGA Societe Generale Acceptance N.V. – CK(H) Eu Wt Dec 2012A	2012/12/04	2012/12/11
29084	SGA Societe Generale Acceptance N.V. – CK(H) Eu Wt Dec 2012B	2012/12/04	2012/12/11
19235	SGA Societe Generale Acceptance N.V. – HWL Eur Wt Dec 2012 C	2012/12/04	2012/12/11
27313	SGA Societe Generale Acceptance N.V. – ICBC Eu Wt Dec 2012	2012/12/04	2012/12/11
18574	SGA Societe Generale Acceptance N.V. – Tencent Eu Wt Dec 12 B	2012/12/04	2012/12/11
19075	SGA Societe Generale Acceptance N.V. – Anhui Conch Eu Wt Dec 2012B	2012/12/04	2012/12/11
29781	Standard Chartered Bank – ICBC European Warrants Dec 2012	2012/12/04	2012/12/11
19680	UBS AG – Anhui Conch European Warrants Dec 2012 A	2012/12/04	2012/12/11
18732	UBS AG – BankComm European Warrants Dec 2012 A	2012/12/04	2012/12/11
27412	UBS AG – CC Bank European Warrants Dec 2012	2012/12/04	2012/12/11
18620	UBS AG – CC Bank European Warrants Dec 2012 A	2012/12/04	2012/12/11
11694	UBS AG – Cheung Kong European Warrants Dec 2012	2012/12/04	2012/12/11
13930	UBS AG – Cheung Kong European Warrants Dec 2012 A	2012/12/04	2012/12/11

List of expired derivative warrants, 2012 (continued)

Code	Warrant	Last trading date	Delisted date
13672	UBS AG – China Life European Warrants Dec 2012 A	2012/12/04	2012/12/11
13673	UBS AG – China Life European Warrants Dec 2012 B	2012/12/04	2012/12/11
18616	UBS AG – China Life European Warrants Dec 2012 C	2012/12/04	2012/12/11
16316	UBS AG – China National Building European Warrants Dec 2012	2012/12/04	2012/12/11
17633	UBS AG – China Unicom European Warrants Dec 2012 B	2012/12/04	2012/12/11
18719	UBS AG – Galaxy Ent European Warrants Dec 2012 A	2012/12/04	2012/12/11
16641	UBS AG – HKEx European Warrants Dec 2012	2012/12/04	2012/12/11
13325	UBS AG – ICBC European Warrants Dec 2012	2012/12/04	2012/12/11
19204	UBS AG – New World European Warrants Dec 2012 A	2012/12/04	2012/12/11
18720	UBS AG – Sands China European Warrants Dec 2012 A	2012/12/04	2012/12/11
12547	UBS AG – SHK Ppt European Warrants Dec 2012	2012/12/04	2012/12/11
19671	UBS AG – Sinopec Corp European Warrants Dec 2012 B	2012/12/04	2012/12/11
18414	UBS AG – SPDR Gold Trust European Warrants Dec 2012 A	2012/12/04	2012/12/11
17561	UBS AG – Tencent Holdings European Warrants Dec 2012 A	2012/12/04	2012/12/11
15722	CC Rabobank B.A. – Ping An European Warrants Dec 2012	2012/12/05	2012/12/12
15411	J P Morgan SP BV – Ping An European Warrants Dec 2012	2012/12/05	2012/12/12
17456	Macquarie Bank Ltd. – Ping An European Warrants Dec 2012 A	2012/12/05	2012/12/12
14417	Nomura Int'l plc – Ping An European Warrants Dec 2012	2012/12/05	2012/12/12
18543	UBS AG – HKEx European Warrants Dec 2012 B	2012/12/05	2012/12/12
18889	UBS AG – Lenovo European Warrants Dec 2012 A	2012/12/05	2012/12/12
15084	UBS AG – Ping An European Warrants Dec 2012	2012/12/05	2012/12/12
10147	BNP Paribas Arbit Issu B.V. – AUD/USD Euro Put Wts Dec 2012	2012/12/06	2012/12/13
10149	BNP Paribas Arbit Issu B.V. – EUR/USD Euro Put Wts Dec 2012	2012/12/06	2012/12/13
10150	BNP Paribas Arbit Issu B.V. – EUR/USD European Wts Dec 2012	2012/12/06	2012/12/13
10148	BNP Paribas Arbit Issu B.V. – AUD/USD European Wts Dec 2012	2012/12/06	2012/12/13
19115	Citigroup Global Mkt H Inc. – BOCL European Wts Dec 2012 A	2012/12/06	2012/12/13
16373	Credit Suisse AG – China Coal European Warrants Dec 2012	2012/12/06	2012/12/13
18484	Daiwa Capital Mkt – BOCL European Warrants Dec 2012 A	2012/12/06	2012/12/13
16393	HK Bank – Tencent European Warrants Dec 2012	2012/12/06	2012/12/13
18176	HK Bank – Tencent European Warrants Dec 2012 A	2012/12/06	2012/12/13
28848	Merrill Lynch Int'l & Co. C.V. – PetroChina Eu Put Wt Dec 12	2012/12/06	2012/12/13
18915	SGA Societe Generale Acceptance N.V. – AGBK Eu Wt Dec 2012 A	2012/12/06	2012/12/13
18573	SGA Societe Generale Acceptance N.V. – HKEx Eu Wt Dec 2012 A	2012/12/06	2012/12/13
19548	SGA Societe Generale Acceptance N.V. – HSBC Eu Wt Dec 2012 C	2012/12/06	2012/12/13
18939	SGA Societe Generale Acceptance N.V. – Ping An Eu Wt Dec 12 A	2012/12/06	2012/12/13
28483	Merrill Lynch Int'l & Co. C.V. – CK(H) European Wts Dec 12C	2012/12/07	2012/12/14
13699	Credit Suisse AG – Ping An European Warrants Dec 2012	2012/12/10	2012/12/17
18923	Credit Suisse AG – Ping An European Warrants Dec 2012 C	2012/12/10	2012/12/17
17654	Daiwa Capital Mkt – Agricultural Bank Euro Put Wt Dec 2012 A	2012/12/10	2012/12/17
17221	Daiwa Capital Mkt – BOC HK European Put Warrants Dec 2012 A	2012/12/10	2012/12/17
19924	J P Morgan SP BV – Agricultural Bk Euro Warrants Dec 2012 A	2012/12/10	2012/12/17
18934	Merrill Lynch Int'l & Co. C.V. – Ping An Euro Wts Dec 2012 B	2012/12/10	2012/12/17
16867	CC Rabobank B.A. – AIA European Put Warrants Dec 2012	2012/12/11	2012/12/18
12537	CC Rabobank B.A. – Air China European Warrants Dec 2012	2012/12/11	2012/12/18
19176	CC Rabobank B.A. – CITIC Sec European Warrants Dec 2012 A	2012/12/11	2012/12/18
14684	CC Rabobank B.A. – CNBM European Warrants Dec 2012	2012/12/11	2012/12/18
18098	CC Rabobank B.A. – Hang Lung Ppt European Wts Dec 2012 A	2012/12/11	2012/12/18
23051	CC Rabobank B.A. – ICBC European Warrants Dec 2012	2012/12/11	2012/12/18
18989	CC Rabobank B.A. – Shanghai Electric European Wts Dec 2012 A	2012/12/11	2012/12/18
18677	CC Rabobank B.A. – Sinopec Corp European Warrants Dec 2012 A	2012/12/11	2012/12/18
15647	CC Rabobank B.A. – Zoomlion European Warrants Dec 2012	2012/12/11	2012/12/18
16988	CC Rabobank B.A. – Zoomlion European Warrants Dec 2012 A	2012/12/11	2012/12/18
19686	Citigroup Global Mkt H Inc. – ICBC European Wts Dec 2012 A	2012/12/11	2012/12/18
20084	Citigroup Global Mkt H Inc. – Ping An Euro Wts Dec 2012 B	2012/12/11	2012/12/18
21221	Credit Suisse AG – CC Bank European Warrants Dec 2012 A	2012/12/11	2012/12/18
26816	Credit Suisse AG – CC Bank European Warrants Dec 2012 B	2012/12/11	2012/12/18
21222	Credit Suisse AG – ICBC European Warrants Dec 2012	2012/12/11	2012/12/18
14693	Credit Suisse AG – Ping An European Warrants Dec 2012 B	2012/12/11	2012/12/18
18913	Goldman Sachs SP (Asia) – China Mobile Euro Wts Dec 2012 A	2012/12/11	2012/12/18
18700	Goldman Sachs SP (Asia) – CPIC European Warrants Dec 2012 A	2012/12/11	2012/12/18
18837	Goldman Sachs SP (Asia) – Galaxy Ent Euro Wts Dec 2012 A	2012/12/11	2012/12/18
18911	Goldman Sachs SP (Asia) – HSBC European Warrants Dec 2012 A	2012/12/11	2012/12/18
18836	Goldman Sachs SP (Asia) – Sands China Euro Wts Dec 2012 B	2012/12/11	2012/12/18
19021	HK Bank – BOCL European Warrants Dec 2012 A	2012/12/11	2012/12/18
18950	HK Bank – Evergrande European Warrants Dec 2012 A	2012/12/11	2012/12/18
18948	HK Bank – Galaxy Ent European Warrants Dec 2012 A	2012/12/11	2012/12/18
18949	HK Bank – Sands China European Warrants Dec 2012 A	2012/12/11	2012/12/18
19203	J P Morgan SP BV – ICBC European Warrants Dec 2012 A	2012/12/11	2012/12/18
19372	J P Morgan SP BV – ICBC European Warrants Dec 2012 B	2012/12/11	2012/12/18
17534	J P Morgan SP BV – Tencent European Warrants Dec 2012 A	2012/12/11	2012/12/18
15821	Macquarie Bank Ltd. – Ch Oilfield European Warrants Dec 2012	2012/12/11	2012/12/18
16885	Macquarie Bank Ltd. – Sunart Retail European Wts Dec 2012	2012/12/11	2012/12/18
19253	Merrill Lynch Int'l & Co. C.V. – BOC HK Eu Put Wt Dec 2012 A	2012/12/11	2012/12/18
18607	Merrill Lynch Int'l & Co. C.V. – BOCL European Wt Dec 2012 A	2012/12/11	2012/12/18
19768	Merrill Lynch Int'l & Co. C.V. – Ch Mobile Eur Wt Dec 2012 B	2012/12/11	2012/12/18
25338	Merrill Lynch Int'l & Co. C.V. – CK(H) European Wts Dec 12B	2012/12/11	2012/12/18
14463	Merrill Lynch Int'l & Co. C.V. – CM Bank Euro Wts Dec 2012	2012/12/11	2012/12/18
18936	Merrill Lynch Int'l & Co. C.V. – HSBC Euro Wts Dec 2012 A	2012/12/11	2012/12/18
19322	Merrill Lynch Int'l & Co. C.V. – ICBC Euro Wts Dec 2012 B	2012/12/11	2012/12/18
12814	Merrill Lynch Int'l & Co. C.V. – Ping An Euro Wts Dec 2012 A	2012/12/11	2012/12/18
17140	Nomura Int'l plc – China Res Gas European Warrants Dec 2012	2012/12/11	2012/12/18
15479	Nomura Int'l plc – ZTE European Warrants Dec 2012	2012/12/11	2012/12/18
19009	SGA Societe Generale Acceptance N.V. – CCB Eur Wt Dec 2012 B	2012/12/11	2012/12/18
19008	SGA Societe Generale Acceptance N.V. – ICBC Eu Wt Dec 2012 B	2012/12/11	2012/12/18
20189	SGA Societe Generale Acceptance N.V. – Ping An Eu Wt Dec 2012C	2012/12/11	2012/12/18
17608	SGA Societe Generale Acceptance N.V. – Tencent Eu Wt Dec 12 A	2012/12/11	2012/12/18
18917	SGA Societe Generale Acceptance N.V. – Tencent Eu Wt Dec 12 C	2012/12/11	2012/12/18

List of expired derivative warrants, 2012 (continued)

Code	Warrant	Last trading date	Delisted date
19191	UBS AG – China Mobile European Warrants Dec 2012 A	2012/12/11	2012/12/18
18887	UBS AG – China Tel European Warrants Dec 2012 A	2012/12/11	2012/12/18
18507	UBS AG – GCL-Poly Energy European Warrants Dec 2012 A	2012/12/11	2012/12/18
18974	UBS AG – HSBC European Warrants Dec 2012 A	2012/12/11	2012/12/18
18897	UBS AG – Hutchison European Warrants Dec 2012 A	2012/12/11	2012/12/18
19157	UBS AG – ICBC European Warrants Dec 2012 A	2012/12/11	2012/12/18
19185	UBS AG – ICBC European Warrants Dec 2012 B	2012/12/11	2012/12/18
18900	UBS AG – PetroChina European Warrants Dec 2012 A	2012/12/11	2012/12/18
18973	UBS AG – Ping An European Warrants Dec 2012 A	2012/12/11	2012/12/18
16856	UBS AG – Sunart Retail European Warrants Dec 2012	2012/12/11	2012/12/18
16529	UBS AG – Tencent Holdings European Warrants Dec 2012	2012/12/11	2012/12/18
18717	UBS AG – Wynn Macau European Warrants Dec 2012 A	2012/12/11	2012/12/18
17663	Daiwa Capital Mkt – HKEx European Warrants Dec 2012 B	2012/12/12	2012/12/19
17767	Daiwa Capital Mkt – PetroChina European Put Wts Dec 2012 A	2012/12/12	2012/12/19
18811	Daiwa Capital Mkt – Agricultural Bank European Wts Dec 2012 B	2012/12/12	2012/12/19
19572	Goldman Sachs SP (Asia) – HSBC European Warrants Dec 2012 B	2012/12/12	2012/12/19
21721	Merrill Lynch Int'l & Co. C.V. – Ping An Euro Wts Dec 2012	2012/12/12	2012/12/19
20044	Standard Chartered Bank – Ping An European Wts Dec 2012 A	2012/12/12	2012/12/19
18427	Standard Chartered Bank – SHK P European Put Wts Dec 2012 B	2012/12/12	2012/12/19
20027	UBS AG – CC Bank European Warrants Dec 2012 D	2012/12/12	2012/12/19
19017	CC Rabobank B.A. – China Tel European Warrants Dec 2012 A	2012/12/13	2012/12/20
16927	CC Rabobank B.A. – PetroChina European Warrants Dec 2012	2012/12/13	2012/12/20
18099	CC Rabobank B.A. – Want Want China European Wts Dec 2012 A	2012/12/13	2012/12/20
11365	Citigroup Global Mkt H Inc. – PetroChina Euro Wts Dec 2012	2012/12/13	2012/12/20
16863	Goldman Sachs SP (Asia) – China Unicom European Wts Dec 2012	2012/12/13	2012/12/20
19952	Goldman Sachs SP (Asia) – HSBC European Warrants Dec 2012 C	2012/12/13	2012/12/20
18846	J P Morgan SP BV – CNOOC European Warrants Dec 2012 A	2012/12/13	2012/12/20
11917	Merrill Lynch Int'l & Co. C.V. – PetroChina Eu Wt Dec 2012	2012/12/13	2012/12/20
19105	Nomura Int'l plc – Evergrande European Warrants Dec 2012 A	2012/12/13	2012/12/20
19379	SGA Societe Generale Acceptance N.V. – CMB Eu Wts Dec 2012 A	2012/12/13	2012/12/20
16321	SGA Societe Generale Acceptance N.V. – CNBM Euro Wt Dec 2012	2012/12/13	2012/12/20
18646	SGA Societe Generale Acceptance N.V. – CNOOC Eu Wt Dec 2012A	2012/12/13	2012/12/20
19299	SGA Societe Generale Acceptance N.V. – CP&CC Eu Wt Dec 2012A	2012/12/13	2012/12/20
11542	SGA Societe Generale Acceptance N.V. – Petch Eu Wt Dec 2012	2012/12/13	2012/12/20
17425	UBS AG – China Unicom European Warrants Dec 2012 A	2012/12/13	2012/12/20
19933	UBS AG – HSBC European Put Warrants Dec 2012 D	2012/12/13	2012/12/20
12900	UBS AG – PetroChina European Warrants Dec 2012	2012/12/13	2012/12/20
19156	UBS AG – Sinopec Corp European Warrants Dec 2012 A	2012/12/13	2012/12/20
17681	CC Rabobank B.A. – CNBM European Warrants Dec 2012 A	2012/12/14	2012/12/21
19142	Citigroup Global Mkt H Inc. – CC Bank Euro Put Wt Dec 2012 B	2012/12/14	2012/12/21
11366	Citigroup Global Mkt H Inc. – Cheung Kong Euro Wt Dec 2012	2012/12/14	2012/12/21
13370	Citigroup Global Mkt H Inc. – China Agri Euro Wts Dec 2012	2012/12/14	2012/12/21
16339	Goldman Sachs SP (Asia) – CNBM European Warrants Dec 2012	2012/12/14	2012/12/21
15519	J P Morgan SP BV – Cheung Kong European Warrants Dec 2012 A	2012/12/14	2012/12/21
19030	Macquarie Bank Ltd. – Evergrande European Wts Dec 2012 A	2012/12/14	2012/12/21
14844	UBS AG – Cheung Kong European Warrants Dec 2012 B	2012/12/14	2012/12/21
18736	Bank of East Asia – China COSCO European Warrants Dec 2012 A	2012/12/17	2012/12/24
15056	Bank of East Asia – CM Bank European Warrants Dec 2012	2012/12/17	2012/12/24
29238	Bank of East Asia – ICBC European Warrants Dec 2012	2012/12/17	2012/12/24
29239	Bank of East Asia – Ping An European Warrants Dec 2012	2012/12/17	2012/12/24
12493	Bank of East Asia – R&F Ppt European Warrants Dec 2012	2012/12/17	2012/12/24
19133	BOCI Asia Ltd. – BOC HK European Put Warrants Dec 2012 A	2012/12/17	2012/12/24
15421	CC Rabobank B.A. – HKEx European Put Warrants Dec 2012	2012/12/17	2012/12/24
18962	CC Rabobank B.A. – New World Dev European Warrants Dec 2012A	2012/12/17	2012/12/24
16343	Credit Suisse AG – CNBM European Warrants Dec 2012	2012/12/17	2012/12/24
18801	Credit Suisse AG – CNOOC European Warrants Dec 2012 A	2012/12/17	2012/12/24
13886	Credit Suisse AG – Ping An European Warrants Dec 2012 A	2012/12/17	2012/12/24
17235	Credit Suisse AG – Tencent Holdings Euro Put Wts Dec 2012 A	2012/12/17	2012/12/24
17815	Daiwa Capital Mkt – BOC HK European Put Warrants Dec 2012 C	2012/12/17	2012/12/24
18819	HK Bank – CNOOC European Warrants Dec 2012 A	2012/12/17	2012/12/24
19011	HK Bank – ICBC European Warrants Dec 2012 A	2012/12/17	2012/12/24
19640	HK Bank – Sinopec Corp European Warrants Dec 2012 A	2012/12/17	2012/12/24
18930	J P Morgan SP BV – BOCL European Warrants Dec 2012 A	2012/12/17	2012/12/24
18996	J P Morgan SP BV – HKEx European Put Wts Dec 2012 A	2012/12/17	2012/12/24
19937	Merrill Lynch Int'l & Co. C.V. – CNOOC Euro Wts Dec 2012 A	2012/12/17	2012/12/24
11466	Nomura Int'l plc – SHK P European Warrants Dec 2012 A	2012/12/17	2012/12/24
20216	Standard Chartered Bank – China Mobile Eur Put Wt Dec 2012 B	2012/12/17	2012/12/24
18374	UBS AG – BOCL European Warrants Dec 2012 A	2012/12/17	2012/12/24
19708	UBS AG – CC Bank European Warrants Dec 2012 B	2012/12/17	2012/12/24
19073	UBS AG – China Life European Warrants Dec 2012 E	2012/12/17	2012/12/24
15898	Bank of East Asia – BOCHK European Put Warrants Dec 2012	2012/12/18	2012/12/27
16714	Bank of East Asia – Esprit European Put Warrants Dec 2012	2012/12/18	2012/12/27
13624	Bank of East Asia – PICC European Put Warrants Dec 2012	2012/12/18	2012/12/27
18639	BOCI Asia Ltd. – China Mobile European Warrants Dec 2012 A	2012/12/18	2012/12/27
29035	CC Rabobank B.A. – China Agri European Warrants Dec 2012	2012/12/18	2012/12/27
19125	Citigroup Global Mkt H Inc. – China Tel Euro Wts Dec 2012 A	2012/12/18	2012/12/27
11511	Citigroup Global Mkt H Inc. – KB Laminates Euro Wts Dec12	2012/12/18	2012/12/27
20081	Citigroup Global Mkt H Inc. – SHK Ppt Euro Wts Dec 2012 A	2012/12/18	2012/12/27
16419	Citigroup Global Mkt H Inc. – Weigao Group Euro Wts Dec 2012	2012/12/18	2012/12/27
18078	Credit Suisse AG – A50 China European Warrants Dec 2012 A	2012/12/18	2012/12/27
18475	Credit Suisse AG – BOCL European Warrants Dec 2012 A	2012/12/18	2012/12/27
19664	Credit Suisse AG – CC Bank European Warrants Dec 2012 C	2012/12/18	2012/12/27
19922	Credit Suisse AG – China Mobile European Warrants Dec 2012 B	2012/12/18	2012/12/27
19602	Credit Suisse AG – ChiUnicom European Warrants Dec 2012 B	2012/12/18	2012/12/27
19050	Credit Suisse AG – HKEx European Put Warrants Dec 2012 A	2012/12/18	2012/12/27
17004	Credit Suisse AG – HKEx European Warrants Dec 2012	2012/12/18	2012/12/27
19983	Credit Suisse AG – HKEx European Warrants Dec 2012 C	2012/12/18	2012/12/27

List of expired derivative warrants, 2012 (continued)

Code	Warrant	Last trading date	Delisted date
19975	Credit Suisse AG – HSBC European Put Warrants Dec 2012 F	2012/12/18	2012/12/27
19567	Credit Suisse AG – HSBC European Wts Dec 2012 A	2012/12/18	2012/12/27
19921	Credit Suisse AG – HSBC European Wts Dec 2012 D	2012/12/18	2012/12/27
19974	Credit Suisse AG – HSBC European Wts Dec 2012 E	2012/12/18	2012/12/27
19976	Credit Suisse AG – Hutchison European Warrants Dec 2012 C	2012/12/18	2012/12/27
20000	Credit Suisse AG – ICBC European Put Warrants Dec 2012 C	2012/12/18	2012/12/27
19332	Credit Suisse AG – ICBC European Warrants Dec 2012 A	2012/12/18	2012/12/27
19370	Credit Suisse AG – ICBC European Warrants Dec 2012 B	2012/12/18	2012/12/27
16380	Credit Suisse AG – KECL European Warrants Dec 2012	2012/12/18	2012/12/27
19841	Credit Suisse AG – SHK Ppt European Warrants Dec 2012 A	2012/12/18	2012/12/27
19258	Credit Suisse AG – Sinopec Corp European Warrants Dec 2012 A	2012/12/18	2012/12/27
18660	Credit Suisse AG – Tencent Holdings European Wts Dec 2012 C	2012/12/18	2012/12/27
16908	Daiwa Capital Mkt – HKEx European Warrants Dec 2012	2012/12/18	2012/12/27
18951	Goldman Sachs SP (Asia) – AIA European Warrants Dec 2012 A	2012/12/18	2012/12/27
16781	Goldman Sachs SP (Asia) – BOC HK European Warrants Dec 2012	2012/12/18	2012/12/27
18571	Goldman Sachs SP (Asia) – BOCL European Warrants Dec 2012 A	2012/12/18	2012/12/27
18526	Goldman Sachs SP (Asia) – CC Bank European Wts Dec 2012 B	2012/12/18	2012/12/27
18653	Goldman Sachs SP (Asia) – Ch COSCO European Wts Dec 2012 A	2012/12/18	2012/12/27
18952	Goldman Sachs SP (Asia) – China Mobile Eu Put Wts Dec 2012 B	2012/12/18	2012/12/27
16961	Goldman Sachs SP (Asia) – China Res Gas European Wt Dec 2012	2012/12/18	2012/12/27
18699	Goldman Sachs SP (Asia) – China Tel European Wts Dec 2012 A	2012/12/18	2012/12/27
18282	Goldman Sachs SP (Asia) – CITIC Sec European Wts Dec 2012 A	2012/12/18	2012/12/27
18294	Goldman Sachs SP (Asia) – Foxconn European Wts Dec 2012 A	2012/12/18	2012/12/27
16288	Goldman Sachs SP (Asia) – HKEx European Put Wts Dec 2012	2012/12/18	2012/12/27
20194	Goldman Sachs SP (Asia) – HKEx European Put Wts Dec 2012 A	2012/12/18	2012/12/27
17061	Goldman Sachs SP (Asia) – HKEx European Warrants Dec 2012	2012/12/18	2012/12/27
20140	Goldman Sachs SP (Asia) – HSBC European Put Wts Dec 2012 D	2012/12/18	2012/12/27
18838	Goldman Sachs SP (Asia) – Ping An European Wts Dec 2012 A	2012/12/18	2012/12/27
18458	Goldman Sachs SP (Asia) – ZTE European Warrants Dec 2012 A	2012/12/18	2012/12/27
15639	HK Bank – HKEx European Put Warrants Dec 2012	2012/12/18	2012/12/27
18031	J P Morgan SP BV – China Shenhua European Wts Dec 2012 A	2012/12/18	2012/12/27
17931	J P Morgan SP BV – Li & Fung European Warrants Dec 2012 A	2012/12/18	2012/12/27
18845	J P Morgan SP BV – Tencent European Warrants Dec 2012 B	2012/12/18	2012/12/27
17910	Merrill Lynch Int'l & Co. C.V. – AIA Euro Wts Dec 2012 A	2012/12/18	2012/12/27
18500	Merrill Lynch Int'l & Co. C.V. – CC Bank Euro Wts Dec 2012 A	2012/12/18	2012/12/27
19055	Merrill Lynch Int'l & Co. C.V. – Ch Mobile Eur Wt Dec 2012 A	2012/12/18	2012/12/27
19059	Merrill Lynch Int'l & Co. C.V. – ChiUnicom Eu Wts Dec 2012 A	2012/12/18	2012/12/27
13665	Merrill Lynch Int'l & Co. C.V. – CK(H) Euro Wts Dec 2012 D	2012/12/18	2012/12/27
23864	Merrill Lynch Int'l & Co. C.V. – CK(H) European Wt Dec 2012A	2012/12/18	2012/12/27
19063	Merrill Lynch Int'l & Co. C.V. – HKEx Euro Wts Dec 2012 A	2012/12/18	2012/12/27
19123	Merrill Lynch Int'l & Co. C.V. – HSBC Euro Wts Dec 2012 B	2012/12/18	2012/12/27
19423	Merrill Lynch Int'l & Co. C.V. – HSBC Euro Wts Dec 2012 D	2012/12/18	2012/12/27
19062	Merrill Lynch Int'l & Co. C.V. – ICBC Euro Wts Dec 2012 A	2012/12/18	2012/12/27
19060	Merrill Lynch Int'l & Co. C.V. – SHK Ppt Euro Wts Dec 2012 B	2012/12/18	2012/12/27
19430	Merrill Lynch Int'l & Co. C.V. – Sinopec Euro Wts Dec 2012 A	2012/12/18	2012/12/27
17064	Merrill Lynch Int'l & Co. C.V. – Tencent Euro Wts Dec 2012	2012/12/18	2012/12/27
17542	Nomura Int'l plc – Bank of EA European Warrants Dec 2012 B	2012/12/18	2012/12/27
16986	Nomura Int'l plc – BOC HK European Put Warrants Dec 2012	2012/12/18	2012/12/27
17545	Nomura Int'l plc – Ch Com Service European Wts Dec 2012 A	2012/12/18	2012/12/27
17547	Nomura Int'l plc – China Mobile European Warrants Dec 2012 A	2012/12/18	2012/12/27
17550	Nomura Int'l plc – CM Bank European Warrants Dec 2012 A	2012/12/18	2012/12/27
19162	Nomura Int'l plc – CNOOC European Warrants Dec 2012 A	2012/12/18	2012/12/27
16972	Nomura Int'l plc – HKEx European Warrants Dec 2012	2012/12/18	2012/12/27
19334	Nomura Int'l plc – HSBC European Warrants Dec 2012 A	2012/12/18	2012/12/27
19295	Nomura Int'l plc – ICBC European Warrants Dec 2012 A	2012/12/18	2012/12/27
19296	Nomura Int'l plc – ICBC European Warrants Dec 2012 B	2012/12/18	2012/12/27
19163	Nomura Int'l plc – Ping An European Warrants Dec 2012 A	2012/12/18	2012/12/27
16975	Nomura Int'l plc – Tencent Holdings Euro Put Wts Dec 2012	2012/12/18	2012/12/27
18450	Nomura Int'l plc – Zijin Mining European Warrants Dec 2012 A	2012/12/18	2012/12/27
17548	Nomura Int'l plc – CITIC Bank European Warrants Dec 2012 A	2012/12/18	2012/12/27
18755	SGA Societe Generale Acceptance N.V. – BOCL Eu Wt Dec 2012 A	2012/12/18	2012/12/27
14989	SGA Societe Generale Acceptance N.V. – CK(H) Eu Wt Dec 2012C	2012/12/18	2012/12/27
17641	SGA Societe Generale Acceptance N.V. – CNBM Eu Wt Dec 2012 A	2012/12/18	2012/12/27
19317	SGA Societe Generale Acceptance N.V. – HKEx Eu Put Wt Dec12C	2012/12/18	2012/12/27
19032	SGA Societe Generale Acceptance N.V. – ICBC Eu Wt Dec 2012 C	2012/12/18	2012/12/27
19300	SGA Societe Generale Acceptance N.V. – SHK P Eu Wt Dec 2012A	2012/12/18	2012/12/27
19031	SGA Societe Generale Acceptance N.V. –Tencent Eu Wt Dec 12 D	2012/12/18	2012/12/27
16942	Standard Chartered Bank – HKEx European Warrants Dec 2012 B	2012/12/18	2012/12/27
17968	Standard Chartered Bank – SPDR Gold Trust Euro Wt Dec 2012 A	2012/12/18	2012/12/27
20127	UBS AG – AIA European Warrants Dec 2012 B	2012/12/18	2012/12/27
19757	UBS AG – CC Bank European Put Warrants Dec 2012 C	2012/12/18	2012/12/27
19592	UBS AG – China Mobile European Put Warrants Dec 2012 C	2012/12/18	2012/12/27
19560	UBS AG – China Mobile European Warrants Dec 2012 B	2012/12/18	2012/12/27
19593	UBS AG – China Tel European Warrants Dec 2012 B	2012/12/18	2012/12/27
18954	UBS AG – CITIC Sec European Warrants Dec 2012 A	2012/12/18	2012/12/27
19361	UBS AG – CPIC European Warrants Dec 2012 A	2012/12/18	2012/12/27
18333	UBS AG – Esprit European Warrants Dec 2012 A	2012/12/18	2012/12/27
19047	UBS AG – Esprit European Warrants Dec 2012 B	2012/12/18	2012/12/27
16900	UBS AG – HKEx European Warrants Dec 2012 A	2012/12/18	2012/12/27
19378	UBS AG – HSBC European Warrants Dec 2012 B	2012/12/18	2012/12/27
19508	UBS AG – Hutchison European Put Warrants Dec 2012 C	2012/12/18	2012/12/27
19788	UBS AG – Hutchison European Warrants Dec 2012 D	2012/12/18	2012/12/27
19376	UBS AG – ICBC European Warrants Dec 2012 C	2012/12/18	2012/12/27
19387	UBS AG – Tencent Holdings European Warrants Dec 2012 B	2012/12/18	2012/12/27
18784	Bank of East Asia – Galaxy Ent European Warrants Dec 2012 A	2012/12/18	2012/12/28
19109	CC Rabobank B.A. – AIA European Warrants Dec 2012 A	2012/12/18	2012/12/28
19094	CC Rabobank B.A. – CNBM European Put Warrants Dec 2012 B	2012/12/18	2012/12/28

List of expired derivative warrants, 2012 (continued)

Code	Warrant	Last trading date	Delisted date
18512	CC Rabobank B.A. – Gome European Warrants Dec 2012 A	2012/12/18	2012/12/28
19116	Citigroup Global Mkt H Inc. – CC Bank European Wt Dec 2012 A	2012/12/18	2012/12/28
11324	Citigroup Global Mkt H Inc. – HS Bank European Wts Dec 2012	2012/12/18	2012/12/28
19112	Citigroup Global Mkt H Inc. – HSBC European Wts Dec 2012 A	2012/12/18	2012/12/28
19110	Citigroup Global Mkt H Inc. – Hutchison Euro Wts Dec 2012 A	2012/12/18	2012/12/28
15948	Citigroup Global Mkt H Inc. – KECL European Wts Dec 2012	2012/12/18	2012/12/28
19628	Daiwa Capital Mkt – China Mobile European Wts Dec 2012 A	2012/12/18	2012/12/28
19619	Daiwa Capital Mkt – Hutchison European Warrants Dec 2012 B	2012/12/18	2012/12/28
18980	Goldman Sachs SP (Asia) – CC Bank Euro Put Wts Dec 2012 D	2012/12/18	2012/12/28
18992	Goldman Sachs SP (Asia) – Cheung Kong Euro Wts Dec 2012 A	2012/12/18	2012/12/28
18981	Goldman Sachs SP (Asia) – Hutchison Euro Put Wts Dec 2012 C	2012/12/18	2012/12/28
18703	Goldman Sachs SP (Asia) – Sands China Eur Put Wts Dec 2012 A	2012/12/18	2012/12/28
13848	J P Morgan SP BV – HKEx European Warrants Dec 2012	2012/12/18	2012/12/28
15876	Macquarie Bank Ltd. – Anta Sports European Warrants Dec 2012	2012/12/18	2012/12/28
19096	Macquarie Bank Ltd. – Avichina European Warrants Dec 2012 A	2012/12/18	2012/12/28
19057	Merrill Lynch Int'l & Co. C.V. – AIA Euro Wts Dec 2012 B	2012/12/18	2012/12/28
29382	Merrill Lynch Int'l & Co. C.V. – HS Bank Euro Wts Dec 2012	2012/12/18	2012/12/28
19056	Merrill Lynch Int'l & Co. C.V. – Ping An Euro Wts Dec 2012 C	2012/12/18	2012/12/28
15983	Nomura Int'l plc – KECL European Warrants Dec 2012	2012/12/18	2012/12/28
20470	Standard Chartered Bank – HSBC European Warrants Dec 2012 B	2012/12/18	2012/12/28
19353	UBS AG – AIA European Warrants Dec 2012 A	2012/12/18	2012/12/28
19014	UBS AG – China Life European Warrants Dec 2012 D	2012/12/18	2012/12/28
11402	Barclays Bank plc – PetroChina European Warrants Dec 2012	2012/12/19	2012/12/31
17905	BNP Paribas Arbit Issu B.V. – HSCEI Euro Put Wts Dec 2012 A	2012/12/19	2012/12/31
16286	BNP Paribas Arbit Issu B.V. – HSI Euro Put Wts Dec 2012	2012/12/19	2012/12/31
18906	BNP Paribas Arbit Issu B.V. – HSI Euro Put Wts Dec 2012 C	2012/12/19	2012/12/31
19566	BNP Paribas Arbit Issu B.V. – HSI Euro Put Wts Dec 2012 D	2012/12/19	2012/12/31
16025	BNP Paribas Arbit Issu B.V. – HSI European Wts Dec 2012	2012/12/19	2012/12/31
16535	BNP Paribas Arbit Issu B.V. – HSI European Wts Dec 2012 A	2012/12/19	2012/12/31
18905	BNP Paribas Arbit Issu B.V. – HSI European Wts Dec 2012 B	2012/12/19	2012/12/31
13524	BOCI Asia Ltd. – HSI European Put Warrants Dec 2012	2012/12/19	2012/12/31
13525	BOCI Asia Ltd. – HSI European Put Warrants Dec 2012 B	2012/12/19	2012/12/31
19528	BOCI Asia Ltd. – HSI European Put Warrants Dec 2012 C	2012/12/19	2012/12/31
13522	BOCI Asia Ltd. – HSI European Warrants Dec 2012	2012/12/19	2012/12/31
13523	BOCI Asia Ltd. – HSI European Warrants Dec 2012 A	2012/12/19	2012/12/31
18510	CC Rabobank B.A. – Henderson Land Dev Euro Wts Dec 2012 A	2012/12/19	2012/12/31
19092	CC Rabobank B.A. – HSBC European Put Warrants Dec 2012 B	2012/12/19	2012/12/31
19091	CC Rabobank B.A. – HSBC European Warrants Dec 2012 A	2012/12/19	2012/12/31
19129	Citigroup Global Mkt H Inc. – Agricultural Bk Eu Wt Dec 12 A	2012/12/19	2012/12/31
19143	Citigroup Global Mkt H Inc. – HSBC Euro Put Wts Dec 2012 B	2012/12/19	2012/12/31
19687	Citigroup Global Mkt H Inc. – HSBC European Wts Dec 2012 C	2012/12/19	2012/12/31
19121	Citigroup Global Mkt H Inc. – HSI European Put Wt Dec 2012 B	2012/12/19	2012/12/31
19137	Citigroup Global Mkt H Inc. – HSI European Put Wt Dec 2012 C	2012/12/19	2012/12/31
20032	Citigroup Global Mkt H Inc. – HSI European Put Wt Dec 2012 D	2012/12/19	2012/12/31
19120	Citigroup Global Mkt H Inc. – HSI European Wts Dec 2012 A	2012/12/19	2012/12/31
20034	Citigroup Global Mkt H Inc. – HSI European Wts Dec 2012 E	2012/12/19	2012/12/31
19144	Citigroup Global Mkt H Inc. – Ping An Euro Put Wt Dec 2012 A	2012/12/19	2012/12/31
19095	Credit Suisse AG – HKEx European Put Warrants Dec 2012 B	2012/12/19	2012/12/31
18631	Credit Suisse AG – HSI European Put Warrants Dec 2012 A	2012/12/19	2012/12/31
18632	Credit Suisse AG – HSI European Put Warrants Dec 2012 B	2012/12/19	2012/12/31
18649	Credit Suisse AG – HSI European Put Warrants Dec 2012 C	2012/12/19	2012/12/31
18868	Credit Suisse AG – HSI European Put Warrants Dec 2012 E	2012/12/19	2012/12/31
19048	Credit Suisse AG – HSI European Put Warrants Dec 2012 G	2012/12/19	2012/12/31
19262	Credit Suisse AG – HSI European Put Warrants Dec 2012 I	2012/12/19	2012/12/31
17012	Credit Suisse AG – HSI European Warrants Dec 2012	2012/12/19	2012/12/31
18661	Credit Suisse AG – HSI European Warrants Dec 2012 D	2012/12/19	2012/12/31
18870	Credit Suisse AG – HSI European Warrants Dec 2012 F	2012/12/19	2012/12/31
19239	Credit Suisse AG – HSI European Warrants Dec 2012 H	2012/12/19	2012/12/31
20021	Credit Suisse AG – Sinopec Corp European Warrants Dec 2012 B	2012/12/19	2012/12/31
17811	Daiwa Capital Mkt – HSCEI European Put Warrants Dec 2012 C	2012/12/19	2012/12/31
18492	Daiwa Capital Mkt – HSCEI European Put Warrants Dec 2012 D	2012/12/19	2012/12/31
18612	Daiwa Capital Mkt – HSCEI European Put Warrants Dec 2012 E	2012/12/19	2012/12/31
17799	Daiwa Capital Mkt – HSCEI European Warrants Dec 2012 A	2012/12/19	2012/12/31
17800	Daiwa Capital Mkt – HSCEI European Warrants Dec 2012 B	2012/12/19	2012/12/31
17741	Daiwa Capital Mkt – HSI European Put Warrants Dec 2012 A	2012/12/19	2012/12/31
18490	Daiwa Capital Mkt – HSI European Put Warrants Dec 2012 C	2012/12/19	2012/12/31
18519	Daiwa Capital Mkt – HSI European Put Warrants Dec 2012 D	2012/12/19	2012/12/31
18613	Daiwa Capital Mkt – HSI European Put Warrants Dec 2012 E	2012/12/19	2012/12/31
17747	Daiwa Capital Mkt – HSI European Warrants Dec 2012 B	2012/12/19	2012/12/31
18744	Goldman Sachs SP (Asia) – HSI European Put Wts Dec 2012 A	2012/12/19	2012/12/31
18752	Goldman Sachs SP (Asia) – HSI European Put Wts Dec 2012 B	2012/12/19	2012/12/31
20035	Goldman Sachs SP (Asia) – HSI European Put Wts Dec 2012 E	2012/12/19	2012/12/31
20036	Goldman Sachs SP (Asia) – HSI European Put Wts Dec 2012 F	2012/12/19	2012/12/31
18753	Goldman Sachs SP (Asia) – HSI European Warrants Dec 2012 C	2012/12/19	2012/12/31
18834	Goldman Sachs SP (Asia) – HSI European Warrants Dec 2012 D	2012/12/19	2012/12/31
18940	Goldman Sachs SP (Asia)-Sinopec Corp European Wts Dec 2012 A	2012/12/19	2012/12/31
18822	HK Bank – AIA European Warrants Dec 2012 A	2012/12/19	2012/12/31
18818	HK Bank – China Life European Warrants Dec 2012 B	2012/12/19	2012/12/31
19088	HK Bank – HKEx European Put Warrants Dec 2012 A	2012/12/19	2012/12/31
15116	HK Bank – HSCEI European Put Warrants Dec 2012	2012/12/19	2012/12/31
18670	HK Bank – HSI European Put Warrants Dec 2012 E	2012/12/19	2012/12/31
18764	HK Bank – HSI European Put Warrants Dec 2012 H	2012/12/19	2012/12/31
18765	HK Bank – HSI European Put Warrants Dec 2012 I	2012/12/19	2012/12/31
18791	HK Bank – HSI European Put Warrants Dec 2012 K	2012/12/19	2012/12/31
19023	HK Bank – HSI European Put Warrants Dec 2012 L	2012/12/19	2012/12/31
25937	HK Bank – HSI European Warrants Dec 2012	2012/12/19	2012/12/31
14512	HK Bank – HSI European Warrants Dec 2012 A	2012/12/19	2012/12/31

List of expired derivative warrants, 2012 (continued)

Code	Warrant	Last trading date	Delisted date
15841	HK Bank – HSI European Warrants Dec 2012 B	2012/12/19	2012/12/31
17754	HK Bank – HSI European Warrants Dec 2012 C	2012/12/19	2012/12/31
18669	HK Bank – HSI European Warrants Dec 2012 D	2012/12/19	2012/12/31
18762	HK Bank – HSI European Warrants Dec 2012 F	2012/12/19	2012/12/31
18763	HK Bank – HSI European Warrants Dec 2012 G	2012/12/19	2012/12/31
18776	HK Bank – HSI European Warrants Dec 2012 J	2012/12/19	2012/12/31
19365	HK Bank – HSI European Warrants Dec 2012 M	2012/12/19	2012/12/31
19634	HK Bank – HSI European Warrants Dec 2012 N	2012/12/19	2012/12/31
15126	HK Bank – Tencent European Put Warrants Dec 2012	2012/12/19	2012/12/31
18026	J P Morgan Int'l Der. Ltd. – HSCEI European Wts Dec 2012 B	2012/12/19	2012/12/31
17220	J P Morgan SP BV – AIA European Warrants Dec 2012 A	2012/12/19	2012/12/31
18024	J P Morgan SP BV – BEA European Warrants Dec 2012 A	2012/12/19	2012/12/31
18896	J P Morgan SP BV – China Life European Warrants Dec 2012 A	2012/12/19	2012/12/31
16465	J P Morgan SP BV – China Unicom European Warrants Dec 2012	2012/12/19	2012/12/31
18028	J P Morgan SP BV – CPIC European Warrants Dec 2012 A	2012/12/19	2012/12/31
18027	J P Morgan SP BV – Esprit European Wts Dec 2012 A	2012/12/19	2012/12/31
18059	J P Morgan SP BV – Evergrande European Warrants Dec 2012 A	2012/12/19	2012/12/31
18025	J P Morgan SP BV – HSCEI European Put Warrants Dec 2012 A	2012/12/19	2012/12/31
18830	J P Morgan SP BV – HSCEI European Put Warrants Dec 2012 C	2012/12/19	2012/12/31
18023	J P Morgan SP BV – HSI European Put Warrants Dec 2012 A	2012/12/19	2012/12/31
18829	J P Morgan SP BV – HSI European Put Warrants Dec 2012 C	2012/12/19	2012/12/31
19130	J P Morgan SP BV – HSI European Put Warrants Dec 2012 E	2012/12/19	2012/12/31
17018	J P Morgan SP BV – HSI European Warrants Dec 2012	2012/12/19	2012/12/31
18828	J P Morgan SP BV – HSI European Warrants Dec 2012 B	2012/12/19	2012/12/31
18895	J P Morgan SP BV – HSI European Warrants Dec 2012 D	2012/12/19	2012/12/31
11188	J P Morgan SP BV – PetroChina European Warrants Dec 2012	2012/12/19	2012/12/31
18057	J P Morgan SP BV – Wynn Macau European Warrants Dec 2012 A	2012/12/19	2012/12/31
17362	J P Morgan SP BV – Yurun Food European Warrants Dec 2012 A	2012/12/19	2012/12/31
17993	J P Morgan SP BV – Zijin Mining European Warrants Dec 2012 A	2012/12/19	2012/12/31
16870	Macquarie Bank Ltd. – HSCEI European Put Warrants Dec 2012	2012/12/19	2012/12/31
17032	Macquarie Bank Ltd. – HSI European Warrants Dec 2012	2012/12/19	2012/12/31
20086	Merrill Lynch Int'l & Co. C.V. – HSBC Euro Put Wt Dec 2012 E	2012/12/19	2012/12/31
18378	Merrill Lynch Int'l & Co. C.V. – HSCEI Euro Put Wt Dec 2012A	2012/12/19	2012/12/31
18381	Merrill Lynch Int'l & Co. C.V. – HSCEI Euro Wts Dec 2012 B	2012/12/19	2012/12/31
18997	Merrill Lynch Int'l & Co. C.V. – HSCEI Euro Wts Dec 2012 C	2012/12/19	2012/12/31
16578	Merrill Lynch Int'l & Co. C.V. – HSI Euro Put Wts Dec 2012	2012/12/19	2012/12/31
18931	Merrill Lynch Int'l & Co. C.V. – HSI Euro Put Wts Dec 2012 B	2012/12/19	2012/12/31
19053	Merrill Lynch Int'l & Co. C.V. – HSI Euro Put Wts Dec 2012 C	2012/12/19	2012/12/31
19278	Merrill Lynch Int'l & Co. C.V. – HSI Euro Put Wts Dec 2012 D	2012/12/19	2012/12/31
20051	Merrill Lynch Int'l & Co. C.V. – HSI Euro Put Wts Dec 2012 F	2012/12/19	2012/12/31
16576	Merrill Lynch Int'l & Co. C.V. – HSI European Wts Dec 2012	2012/12/19	2012/12/31
16839	Merrill Lynch Int'l & Co. C.V. – HSI European Wts Dec 2012 A	2012/12/19	2012/12/31
19280	Merrill Lynch Int'l & Co. C.V. – HSI European Wts Dec 2012 E	2012/12/19	2012/12/31
17412	Merrill Lynch Int'l & Co. C.V. – MTRC European Wt Dec 2012 A	2012/12/19	2012/12/31
17306	Nomura Int'l plc – Bank of EA European Put Wts Dec 2012 A	2012/12/19	2012/12/31
17123	SGA Societe Generale Acceptance N.V. – HSI Eur Wt Dec 2012	2012/12/19	2012/12/31
19281	SGA Societe Generale Acceptance N.V. – HSI Eur Wt Dec 2012 B	2012/12/19	2012/12/31
19409	SGA Societe Generale Acceptance N.V. – HSI Eur Wt Dec 2012 C	2012/12/19	2012/12/31
18919	SGA Societe Generale Acceptance N.V. – HSI Eu Put Wt Dec 12 A	2012/12/19	2012/12/31
19571	SGA Societe Generale Acceptance N.V. – HSI Eu Put Wt Dec 12 D	2012/12/19	2012/12/31
19859	SGA Societe Generale Acceptance N.V. – HSI Eu Put Wt Dec 12 E	2012/12/19	2012/12/31
18587	Standard Chartered Bank – HSBC European Warrants Dec 2012 A	2012/12/19	2012/12/31
18626	Standard Chartered Bank – HSI European Put Wts Dec 2012 B	2012/12/19	2012/12/31
17063	Standard Chartered Bank – HSI European Warrants Dec 2012	2012/12/19	2012/12/31
18597	Standard Chartered Bank – HSI European Warrants Dec 2012 A	2012/12/19	2012/12/31
19511	Standard Chartered Bank – HSI European Warrants Dec 2012 C	2012/12/19	2012/12/31
19612	Standard Chartered Bank – Sands China Euro Wts Dec 2012 A	2012/12/19	2012/12/31
19397	UBS AG – BOCL European Warrants Dec 2012 B	2012/12/19	2012/12/31
19415	UBS AG – Chow Tai Fook European Warrants Dec 2012 A	2012/12/19	2012/12/31
17977	UBS AG – CNOOC European Warrants Dec 2012 A	2012/12/19	2012/12/31
17728	UBS AG – HSCEI European Put Warrants Dec 2012 A	2012/12/19	2012/12/31
18623	UBS AG – HSCEI European Put Warrants Dec 2012 D	2012/12/19	2012/12/31
17963	UBS AG – HSCEI European Warrants Dec 2012 B	2012/12/19	2012/12/31
18489	UBS AG – HSCEI European Warrants Dec 2012 C	2012/12/19	2012/12/31
16788	UBS AG – HSI European Put Warrants Dec 2012	2012/12/19	2012/12/31
18568	UBS AG – HSI European Put Warrants Dec 2012 E	2012/12/19	2012/12/31
18733	UBS AG – HSI European Put Warrants Dec 2012 F	2012/12/19	2012/12/31
19333	UBS AG – HSI European Put Warrants Dec 2012 I	2012/12/19	2012/12/31
15210	UBS AG – HSI European Warrants Dec 2012	2012/12/19	2012/12/31
15473	UBS AG – HSI European Warrants Dec 2012 A	2012/12/19	2012/12/31
16817	UBS AG – HSI European Warrants Dec 2012 B	2012/12/19	2012/12/31
17112	UBS AG – HSI European Warrants Dec 2012 C	2012/12/19	2012/12/31
18376	UBS AG – HSI European Warrants Dec 2012 D	2012/12/19	2012/12/31
19007	UBS AG – HSI European Warrants Dec 2012 G	2012/12/19	2012/12/31
19292	UBS AG – HSI European Warrants Dec 2012 H	2012/12/19	2012/12/31
20106	UBS AG – HSI European Warrants Dec 2012 J	2012/12/19	2012/12/31

Market value and trading for derivative warrants, 2008 – 2012

Year/Month	Number*	Market value* (HK\$ mil.)	Turnover value (HK\$ mil.)	(%) of market total
2008	3,011	169,573.55	3,433,736.34	19.51
2009	3,367	136,441.34	1,654,894.76	10.72
2010	5,148	142,445.77	2,692,462.26	15.77
2011	4,027	75,484.38	2,629,886.30	15.39
2012	3,747	105,257.03	1,646,440.78	12.41
2012 Jan	3,991	105,542.29	127,903.67	12.81
Feb	4,096	136,651.58	206,461.55	14.42
Mar	4,094	94,572.19	191,533.62	13.56
Apr	4,060	88,887.97	107,810.21	11.96
May	4,142	61,212.73	154,285.42	12.82
Jun	4,032	64,850.10	120,606.55	12.70
Jul	3,938	65,892.58	106,292.75	11.67
Aug	3,871	57,028.13	128,214.29	12.75
Sep	3,903	77,929.72	121,232.21	11.59
Oct	3,731	86,789.67	130,163.41	12.45
Nov	3,756	92,759.41	148,372.78	12.35
Dec	3,747	105,257.03	103,564.32	8.92

* Month-end or year-end figures.

Newly listed callable bull/bear contracts in 2012

Code	Issuer	Name of issue	Issue prices (HK\$)	Strike price (HKD) / Strike level per 10 units	Call price (HKD) / Call level per 10 units	Expiry date	No. of issue (units)	Listing date
69796	Credit Suisse AG	China Life R Bull CBBC Jun 2012 D	0.295	16.04	17.04	2012/06/18	80,000,000	2012/01/03
69797	Credit Suisse AG	China Life R Bear CBBC Apr 2012 D	0.305	21.85	20.85	2012/04/16	80,000,000	2012/01/03
69798	Credit Suisse AG	HKEx R Bear CBBC Apr 2012 A	0.250	137.40 per 100 units	131.40 per 100 units	2012/04/05	80,000,000	2012/01/03
69802	Credit Suisse AG	Ping An R Bear CBBC Apr 2012 G	0.250	64.80 per 100 units	59.80 per 100 units	2012/04/30	60,000,000	2012/01/03
69803	Credit Suisse AG	Ping An R Bear CBBC Jun 2012 F	0.250	60.20 per 100 units	55.20 per 100 units	2012/06/18	60,000,000	2012/01/03
69800	Credit Suisse AG	TCH R Bull CBBC Apr 2012 E	0.250	141 per 100 units	150 per 100 units	2012/04/23	80,000,000	2012/01/03
69799	Credit Suisse AG	TCH R Bull CBBC May 2012 D	0.260	131 per 100 units	140 per 100 units	2012/05/28	80,000,000	2012/01/03
69801	UBS AG	HSI R Bull CBBC Apr 2012 S	0.250	18,100 per 12,000 units	18,300 per 12,000 units	2012/04/27	300,000,000	2012/01/03
69805	UBS AG	HSI R Bull CBBC Jul 2012 X	0.250	17,000 per 10,000 units	17,200 per 10,000 units	2012/07/30	300,000,000	2012/01/03
69807	UBS AG	HSI R Bull CBBC Jul 2012 Y	0.250	17,400 per 12,000 units	17,600 per 12,000 units	2012/07/30	300,000,000	2012/01/03
69804	UBS AG	HSI R Bull CBBC Aug 2012 I	0.250	16,600 per 10,000 units	16,800 per 10,000 units	2012/08/30	300,000,000	2012/01/03
69806	UBS AG	HSI R Bull CBBC Aug 2012 J	0.250	17,100 per 12,000 units	17,300 per 12,000 units	2012/08/30	300,000,000	2012/01/03
69809	UBS AG	HSI R Bear CBBC Jun 2012 F	0.250	20,200 per 10,000 units	20,000 per 10,000 units	2012/06/28	300,000,000	2012/01/03
69811	UBS AG	HSI R Bear CBBC Jul 2012 Z	0.250	19,900 per 10,000 units	19,700 per 10,000 units	2012/07/30	300,000,000	2012/01/03
69810	UBS AG	HSI R Bear CBBC Aug 2012 K	0.250	20,000 per 10,000 units	19,800 per 10,000 units	2012/08/30	300,000,000	2012/01/03
69826	BNP Paribas Arbit Issu B.V.	HSI R Bull CBBC Jun 2012 G	0.250	18,300 per 10,000 units	18,500 per 10,000 units	2012/06/28	200,000,000	2012/01/04
69827	BNP Paribas Arbit Issu B.V.	HSI R Bull CBBC Jun 2012 H	0.250	18,200 per 10,000 units	18,400 per 10,000 units	2012/06/28	200,000,000	2012/01/04
69828	BNP Paribas Arbit Issu B.V.	HSI R Bull CBBC Jun 2012 I	0.250	18,000 per 10,000 units	18,200 per 10,000 units	2012/06/28	200,000,000	2012/01/04
69817	Credit Suisse AG	HSI R Bull CBBC Jul 2012 J	0.250	18,350 per 10,000 units	18,550 per 10,000 units	2012/07/30	400,000,000	2012/01/04
69816	Credit Suisse AG	HSI R Bear CBBC Apr 2012 O	0.250	18,850 per 10,000 units	18,650 per 10,000 units	2012/04/27	400,000,000	2012/01/04
69821	Daiwa Capital Mkt	HSI R Bull CBBC Jun 2012 I	0.250	18,050 per 12,000 units	18,250 per 12,000 units	2012/06/28	128,000,000	2012/01/04
69823	Daiwa Capital Mkt	HSI R Bull CBBC Jun 2012 J	0.250	18,350 per 11,000 units	18,550 per 11,000 units	2012/06/28	128,000,000	2012/01/04
69815	Daiwa Capital Mkt	HSI R Bear CBBC Apr 2012 U	0.250	18,800 per 12,000 units	18,600 per 12,000 units	2012/04/27	128,000,000	2012/01/04
69824	SGA Societe Generale Acceptance N.V.	HSI R Bull CBBC Apr 12O	0.250	18,400 per 10,000 units	18,600 per 10,000 units	2012/04/27	300,000,000	2012/01/04
69825	SGA Societe Generale Acceptance N.V.	HSI R Bear CBBC May 12W	0.250	19,000 per 11,000 units	18,800 per 11,000 units	2012/05/30	300,000,000	2012/01/04
69818	UBS AG	HSI R Bull CBBC Apr 2012 N	0.250	18,300 per 10,000 units	18,500 per 10,000 units	2012/04/27	300,000,000	2012/01/04
69822	UBS AG	HSI R Bull CBBC Jun 2012 D	0.250	18,400 per 12,000 units	18,600 per 12,000 units	2012/06/28	300,000,000	2012/01/04
69814	UBS AG	HSI R Bear CBBC May 2012 W	0.250	18,700 per 10,000 units	18,500 per 10,000 units	2012/05/30	300,000,000	2012/01/04
69819	UBS AG	Ping An R Bear CBBC Apr 2012 B	0.250	63.88 per 100 units	58.88 per 100 units	2012/04/30	100,000,000	2012/01/04
69820	UBS AG	TCH R Bull CBBC Apr 2012 G	0.250	142 per 100 units	150 per 100 units	2012/04/10	100,000,000	2012/01/04
69829	Credit Suisse AG	HSI R Bull CBBC Aug 2012 K	0.250	18,200 per 12,000 units	18,400 per 12,000 units	2012/08/30	400,000,000	2012/01/05
69830	Credit Suisse AG	HSI R Bull CBBC Aug 2012 L	0.250	18,400 per 10,000 units	18,600 per 10,000 units	2012/08/30	400,000,000	2012/01/05
69831	UBS AG	HSI R Bear CBBC Apr 2012 F	0.250	18,800 per 12,000 units	18,600 per 12,000 units	2012/04/27	300,000,000	2012/01/05
69840	BNP Paribas Arbit Issu B.V.	A50 R Bear CBBC Oct 2012 B	0.250	11.8	11.5	2012/10/30	100,000,000	2012/01/06
69841	BNP Paribas Arbit Issu B.V.	HSI R Bear CBBC Apr 2012 D	0.250	18,700 per 10,000 units	18,500 per 10,000 units	2012/04/27	200,000,000	2012/01/06
69832	Credit Suisse AG	A50 China R Bear CBBC Apr 2012 A	0.250	11.24	10.94	2012/04/23	60,000,000	2012/01/06
69837	Credit Suisse AG	HSI R Bull CBBC Jul 2012 K	0.250	18,300 per 10,000 units	18,500 per 10,000 units	2012/07/30	400,000,000	2012/01/06
69836	Credit Suisse AG	HSI R Bear CBBC Apr 2012 T	0.250	19,250 per 12,000 units	19,050 per 12,000 units	2012/04/27	400,000,000	2012/01/06
69838	SGA Societe Generale Acceptance N.V.	HSI R Bear CBBC May 12X	0.250	18,700 per 10,000 units	18,500 per 10,000 units	2012/05/30	300,000,000	2012/01/06
69843	Credit Suisse AG	HSI R Bear CBBC Apr 2012 U	0.250	18,600 per 10,000 units	18,400 per 10,000 units	2012/04/27	400,000,000	2012/01/09
69842	Credit Suisse AG	HSI R Bear CBBC May 2012 P	0.250	18,750 per 12,000 units	18,550 per 12,000 units	2012/05/30	400,000,000	2012/01/09

Newly listed callable bull/bear contracts in 2012 (continued)

Code	Issuer	Name of issue	Issue prices (HK\$)	Strike price (HKD) / Strike level per 10 units	Call price (HKD) / Call level per 10 units	Expiry date	No. of issue (units)	Listing date
69844	UBS AG	HSI R Bear CBBC Jun 2012 I	0.250	18,600 per 10,000 units	18,400 per 10,000 units	2012/06/28	300,000,000	2012/01/09
69866	BNP Paribas Arbit Issu B.V.	HSI R Bull CBBC Jun 2012 J	0.250	18,400 per 10,000 units	18,600 per 10,000 units	2012/06/28	200,000,000	2012/01/10
69867	BNP Paribas Arbit Issu B.V.	HSI R Bull CBBC Jun 2012 K	0.250	18,600 per 10,000 units	18,800 per 10,000 units	2012/06/28	200,000,000	2012/01/10
69848	Credit Suisse AG	ABC R Bull CBBC Oct 2012 A	0.250	2.67	2.92	2012/10/15	50,000,000	2012/01/10
69849	Credit Suisse AG	ABC R Bear CBBC Jul 2012 B	0.250	4.15	3.9	2012/07/23	50,000,000	2012/01/10
69847	Credit Suisse AG	CCB R Bull CBBC Jul 2012 A	0.250	4.98	5.28	2012/07/23	50,000,000	2012/01/10
69851	Credit Suisse AG	China Life R Bear CBBC Apr 2012 E	0.290	22.7	21.7	2012/04/16	100,000,000	2012/01/10
69852	Credit Suisse AG	A50 China R Bull CBBC May 2012 B	0.250	9.74	10.04	2012/05/28	50,000,000	2012/01/10
69853	Credit Suisse AG	A50 China R Bear CBBC Apr 2012 B	0.250	11.28	10.98	2012/04/23	50,000,000	2012/01/10
69856	Credit Suisse AG	HSI R Bull CBBC Jul 2012 L	0.250	18,450 per 12,000 units	18,650 per 12,000 units	2012/07/30	400,000,000	2012/01/10
69855	Credit Suisse AG	HSI R Bull CBBC Aug 2012 M	0.250	18,600 per 10,000 units	18,800 per 10,000 units	2012/08/30	400,000,000	2012/01/10
69854	Credit Suisse AG	HSI R Bear CBBC Apr 2012 K	0.250	19,050 per 10,000 units	18,850 per 10,000 units	2012/04/27	400,000,000	2012/01/10
69846	Credit Suisse AG	ICBC R Bull CBBC Jul 2012 A	0.250	4.14	4.44	2012/07/23	50,000,000	2012/01/10
69850	Credit Suisse AG	Ping An R Bull CBBC Jun 2012 G	0.250	45.28 per 100 units	49.98 per 100 units	2012/06/28	50,000,000	2012/01/10
69860	Daiwa Capital Mkt	A50 China R Bull CBBC May 2012 D	0.250	9.58	10.08	2012/05/08	80,000,000	2012/01/10
69861	Daiwa Capital Mkt	HSI R Bull CBBC Jun 2012 K	0.250	17,950 per 11,000 units	18,150 per 11,000 units	2012/06/28	128,000,000	2012/01/10
69862	Daiwa Capital Mkt	HSI R Bull CBBC Jun 2012 L	0.250	18,630 per 11,000 units	18,830 per 11,000 units	2012/06/28	128,000,000	2012/01/10
69863	Daiwa Capital Mkt	HSI R Bull CBBC Jun 2012 M	0.250	18,250 per 12,000 units	18,450 per 12,000 units	2012/06/28	128,000,000	2012/01/10
69864	Daiwa Capital Mkt	HSI R Bull CBBC Aug 2012 A	0.250	17,700 per 11,000 units	17,900 per 11,000 units	2012/08/30	128,000,000	2012/01/10
69865	Daiwa Capital Mkt	HSI R Bull CBBC Aug 2012 B	0.250	17,600 per 12,000 units	17,800 per 12,000 units	2012/08/30	128,000,000	2012/01/10
69859	Daiwa Capital Mkt	HSI R Bear CBBC Apr 2012 V	0.250	19,300 per 11,000 units	19,100 per 11,000 units	2012/04/27	128,000,000	2012/01/10
69857	SGA Societe Generale Acceptance N.V.	HSI R Bull CBBC Jun 12P	0.250	18,600 per 10,000 units	18,800 per 10,000 units	2012/06/28	200,000,000	2012/01/10
69858	SGA Societe Generale Acceptance N.V.	HSI R Bull CBBC Jun 12Q	0.250	18,400 per 10,000 units	18,600 per 10,000 units	2012/06/28	200,000,000	2012/01/10
69879	UBS AG	AIA R Bull CBBC Jun 2012 B	0.250	22.38	23.38	2012/06/18	50,000,000	2012/01/10
69878	UBS AG	China Mobile R Bull CBBC May 2012 D	0.250	72 per 100 units	75 per 100 units	2012/05/21	100,000,000	2012/01/10
69874	UBS AG	COVS R Bull CBBC May 2012 B	0.250	10.88	11.88	2012/05/21	50,000,000	2012/01/10
69869	UBS AG	Cheung Kong R Bull CBBC Jun 2012 C	0.250	74 per 100 units	80 per 100 units	2012/06/25	100,000,000	2012/01/10
69880	UBS AG	China Life R Bull CBBC May 2012 H	0.250	17.88	18.88	2012/05/07	100,000,000	2012/01/10
69877	UBS AG	CNOOC R Bull CBBC Apr 2012 E	0.250	13.08	13.88	2012/04/23	100,000,000	2012/01/10
69873	UBS AG	Sinopec Corp R Bull CBBC Jun 2012 C	0.250	7.7	8	2012/06/11	100,000,000	2012/01/10
69881	UBS AG	A50 China R Bear CBBC May 2012 G	0.250	12	11.5	2012/05/14	100,000,000	2012/01/10
69870	UBS AG	HSBC R Bull CBBC May 2012 A	0.250	49.50 per 100 units	52.50 per 100 units	2012/05/07	100,000,000	2012/01/10
69868	UBS AG	HSI R Bull CBBC Jun 2012 T	0.250	18,600 per 10,000 units	18,800 per 10,000 units	2012/06/28	300,000,000	2012/01/10
69845	UBS AG	HSI R Bear CBBC Jun 2012 O	0.250	18,900 per 10,000 units	18,700 per 10,000 units	2012/06/28	300,000,000	2012/01/10
69871	UBS AG	Hutchison R Bull CBBC Jun 2012 F	0.250	62 per 100 units	65 per 100 units	2012/06/18	100,000,000	2012/01/10
69876	UBS AG	Petrochina R Bull CBBC Jun 2012 A	0.250	8.38	8.88	2012/06/18	100,000,000	2012/01/10
69872	UBS AG	SHK Ppt R Bull CBBC Jun 2012 B	0.250	83 per 100 units	90 per 100 units	2012/06/04	100,000,000	2012/01/10
69875	UBS AG	TCH R Bull CBBC Apr 2012 H	0.250	137 per 100 units	145 per 100 units	2012/04/23	100,000,000	2012/01/10
69902	BNP Paribas Arbit Issu B.V.	HSI R Bear CBBC Apr 2012 G	0.250	19,100 per 10,000 units	18,900 per 10,000 units	2012/04/27	200,000,000	2012/01/11
69888	Credit Suisse AG	China Life R Bull CBBC May 2012 C	0.250	18	19	2012/05/28	100,000,000	2012/01/11
69889	Credit Suisse AG	HSBC R Bull CBBC Jun 2012 C	0.250	55 per 100 units	58 per 100 units	2012/06/18	50,000,000	2012/01/11

Newly listed callable bull/bear contracts in 2012 (continued)

Code	Issuer	Name of issue	Issue prices (HK\$)	Strike price (HKD) / Strike level per 10 units	Call price (HKD) / Call level per 10 units	Expiry date	No. of issue (units)	Listing date
69890	Credit Suisse AG	HSI R Bull CBBC Jun 2012 T	0.250	18,500 per 10,000 units	18,700 per 10,000 units	2012/06/28	400,000,000	2012/01/11
69892	Credit Suisse AG	HSI R Bull CBBC Oct 2012 A	0.250	17,600 per 38,000 units	17,900 per 38,000 units	2012/10/30	200,000,000	2012/01/11
69891	Credit Suisse AG	HSI R Bear CBBC Apr 2012 N	0.250	19,100 per 10,000 units	18,900 per 10,000 units	2012/04/27	400,000,000	2012/01/11
69899	Credit Suisse AG	HSI R Bear CBBC Apr 2012 Q	0.250	18,950 per 10,000 units	18,750 per 10,000 units	2012/04/27	400,000,000	2012/01/11
69893	Daiwa Capital Mkt	HSI R Bear CBBC Apr 2012 W	0.250	19,090 per 11,000 units	18,890 per 11,000 units	2012/04/27	168,000,000	2012/01/11
69898	Daiwa Capital Mkt	HSI R Bear CBBC Apr 2012 X	0.250	18,930 per 10,000 units	18,730 per 10,000 units	2012/04/27	128,000,000	2012/01/11
69884	HK Bank	HSI R Bull CBBC Sep 2012 B	0.250	17,488 per 15,000 units	17,888 per 15,000 units	2012/09/27	200,000,000	2012/01/11
69883	HK Bank	PetCh R Bull CBBC Nov 2012 B	0.250	8.48	8.98	2012/11/16	80,000,000	2012/01/11
69882	HK Bank	PetCh R Bear CBBC Aug 2012 A	0.250	11.68	11.38	2012/08/28	80,000,000	2012/01/11
69886	SGA Societe Generale Acceptance N.V.	HSI R Bull CBBC Jun 12R	0.250	18,500 per 10,000 units	18,700 per 10,000 units	2012/06/28	200,000,000	2012/01/11
69887	SGA Societe Generale Acceptance N.V.	HSI R Bull CBBC Jun 12S	0.250	18,300 per 10,000 units	18,500 per 10,000 units	2012/06/28	200,000,000	2012/01/11
69885	SGA Societe Generale Acceptance N.V.	HSI R Bear CBBC May 12R	0.250	19,100 per 10,000 units	18,900 per 10,000 units	2012/05/30	200,000,000	2012/01/11
69894	UBS AG	ABC R Bull CBBC Sep 2012 A	0.250	2.75	3	2012/09/24	100,000,000	2012/01/11
69897	UBS AG	ABC R Bear CBBC Jul 2012 B	0.250	4.05	3.8	2012/07/09	100,000,000	2012/01/11
69900	UBS AG	Sinopec Corp R Bear CBBC Jun 2012 D	0.250	9.18	8.88	2012/06/25	100,000,000	2012/01/11
69896	UBS AG	HSI R Bull CBBC May 2012 A	0.250	18,500 per 10,000 units	18,700 per 10,000 units	2012/05/30	300,000,000	2012/01/11
69901	UBS AG	HSI R Bear CBBC Jul 2012 B	0.250	19,000 per 10,000 units	18,800 per 10,000 units	2012/07/30	300,000,000	2012/01/11
69895	UBS AG	ICBC R Bull CBBC Jul 2012 E	0.250	4.2	4.5	2012/07/16	100,000,000	2012/01/11
69907	BNP Paribas Arbit Issu B.V.	A50 Ch R Bull CBBC Dec 2012 A	0.250	9.6	9.9	2012/12/28	200,000,000	2012/01/12
69909	BNP Paribas Arbit Issu B.V.	HSI R Bull CBBC Jun 2012 L	0.250	18,500 per 10,000 units	18,700 per 10,000 units	2012/06/28	200,000,000	2012/01/12
69908	Credit Suisse AG	HSI R Bull CBBC Jun 2012 I	0.250	17,250 per 10,000 units	17,450 per 10,000 units	2012/06/28	400,000,000	2012/01/12
69905	Credit Suisse AG	HSI R Bull CBBC Sep 2012 C	0.250	17,850 per 12,000 units	18,050 per 12,000 units	2012/09/27	400,000,000	2012/01/12
69904	Credit Suisse AG	HSI R Bear CBBC May 2012 K	0.250	19,000 per 10,000 units	18,800 per 10,000 units	2012/05/30	400,000,000	2012/01/12
69903	HK Bank	CNOOC R Bull CBBC Oct 2012 C	0.270	11.68	12.48	2012/10/18	80,000,000	2012/01/12
69913	UBS AG	AIA R Bear CBBC Apr 2012 C	0.250	27	26	2012/04/23	50,000,000	2012/01/12
69916	UBS AG	BOCL R Bull CBBC Oct 2012 A	0.250	2.2	2.5	2012/10/29	100,000,000	2012/01/12
69912	UBS AG	China Mobile R Bear CBBC May 2012 E	0.250	88 per 100 units	85 per 100 units	2012/05/21	100,000,000	2012/01/12
69911	UBS AG	Sinopec Corp R Bear CBBC Apr 2012 C	0.250	9.68	9.38	2012/04/23	100,000,000	2012/01/12
69910	UBS AG	HSI R Bull CBBC Jun 2012 M	0.250	17,950 per 12,000 units	18,150 per 12,000 units	2012/06/28	300,000,000	2012/01/12
69906	UBS AG	HSI R Bear CBBC Jun 2012 W	0.250	19,100 per 12,000 units	18,900 per 12,000 units	2012/06/28	300,000,000	2012/01/12
69914	UBS AG	ICBC R Bear CBBC Apr 2012 G	0.250	5.65	5.35	2012/04/30	100,000,000	2012/01/12
69915	UBS AG	Ping An R Bull CBBC Jun 2012 E	0.250	42.50 per 100 units	47.50 per 100 units	2012/06/25	100,000,000	2012/01/12
69928	BNP Paribas Arbit Issu B.V.	HSI R Bear CBBC Apr 2012 L	0.250	18,900 per 10,000 units	18,700 per 10,000 units	2012/04/27	200,000,000	2012/01/13
69918	Credit Suisse AG	HSI R Bull CBBC Aug 2012 N	0.250	18,400 per 10,000 units	18,600 per 10,000 units	2012/08/30	400,000,000	2012/01/13
69921	Credit Suisse AG	HSI R Bear CBBC Apr 2012 O	0.250	18,800 per 10,000 units	18,600 per 10,000 units	2012/04/27	400,000,000	2012/01/13
69919	Daiwa Capital Mkt	HSI R Bull CBBC Jun 2012 N	0.250	18,400 per 13,000 units	18,600 per 13,000 units	2012/06/28	128,000,000	2012/01/13
69922	Daiwa Capital Mkt	HSI R Bear CBBC Apr 2012 Y	0.250	18,760 per 13,000 units	18,560 per 13,000 units	2012/04/27	128,000,000	2012/01/13
69920	SGA Societe Generale Acceptance N.V.	HSI R Bear CBBC May 12W	0.250	18,900 per 10,000 units	18,700 per 10,000 units	2012/05/30	200,000,000	2012/01/13
69926	UBS AG	A50 China R Bull CBBC Apr 2012 C	0.250	9.45	9.75	2012/04/23	100,000,000	2012/01/13
69927	UBS AG	A50 China R Bull CBBC May 2012 H	0.250	8.95	9.25	2012/05/14	100,000,000	2012/01/13
69925	UBS AG	HKEx R Bear CBBC May 2012 F	0.250	134.88 per 100 units	128.88 per 100 units	2012/05/07	100,000,000	2012/01/13

Newly listed callable bull/bear contracts in 2012 (continued)

Code	Issuer	Name of issue	Issue prices (HK\$)	Strike price (HKD) / Strike level per 10 units	Call price (HKD) / Call level per 10 units	Expiry date	No. of issue (units)	Listing date
69923	UBS AG	HSCEI R Bull CBBC Jul 2012 A	0.250	9,000 per 6,000 units	9,200 per 6,000 units	2012/07/30	100,000,000	2012/01/13
69917	UBS AG	HSI R Bull CBBC Jul 2012 C	0.250	18,400 per 12,000 units	18,600 per 12,000 units	2012/07/30	300,000,000	2012/01/13
69924	UBS AG	HSI R Bear CBBC Jul 2012 I	0.250	18,800 per 12,000 units	18,600 per 12,000 units	2012/07/30	300,000,000	2012/01/13
69944	BNP Paribas Arbit Issu B.V.	HSI R Bull CBBC Jun 2012 M	0.250	18,300 per 10,000 units	18,500 per 10,000 units	2012/06/28	200,000,000	2012/01/16
69945	BNP Paribas Arbit Issu B.V.	HSI R Bull CBBC Jun 2012 N	0.250	18,200 per 10,000 units	18,400 per 10,000 units	2012/06/28	200,000,000	2012/01/16
69934	Credit Suisse AG	HSI R Bull CBBC Jul 2012 M	0.250	18,300 per 10,000 units	18,500 per 10,000 units	2012/07/30	400,000,000	2012/01/16
69936	Credit Suisse AG	HSI R Bear CBBC Apr 2012 U	0.250	18,700 per 10,000 units	18,500 per 10,000 units	2012/04/27	400,000,000	2012/01/16
69935	Credit Suisse AG	HSI R Bear CBBC May 2012 D	0.250	18,900 per 12,000 units	18,700 per 12,000 units	2012/05/30	400,000,000	2012/01/16
69931	Merrill Lynch Int'l & Co. C.V.	HSI R Bull CBBC Jul 2012 C	0.250	17,600 per 12,000 units	18,000 per 12,000 units	2012/07/30	40,000,000	2012/01/16
69932	Merrill Lynch Int'l & Co. C.V.	HSI R Bull CBBC Jul 2012 D	0.250	18,000 per 12,000 units	18,400 per 12,000 units	2012/07/30	40,000,000	2012/01/16
69929	Merrill Lynch Int'l & Co. C.V.	HSI R Bear CBBC Jul 2012 A	0.250	19,400 per 12,000 units	19,100 per 12,000 units	2012/07/30	40,000,000	2012/01/16
69930	Merrill Lynch Int'l & Co. C.V.	HSI R Bear CBBC Jul 2012 B	0.250	19,000 per 12,000 units	18,700 per 12,000 units	2012/07/30	40,000,000	2012/01/16
69939	SGA Societe Generale Acceptance N.V.	HSI R Bull CBBC Jun 12T	0.250	18,200 per 10,000 units	18,400 per 10,000 units	2012/06/28	200,000,000	2012/01/16
69938	SGA Societe Generale Acceptance N.V.	HSI R Bear CBBC May 12V	0.250	18,800 per 10,000 units	18,600 per 10,000 units	2012/05/30	200,000,000	2012/01/16
69937	SGA Societe Generale Acceptance N.V.	HSI R Bear CBBC May 12X	0.250	19,000 per 10,000 units	18,800 per 10,000 units	2012/05/30	200,000,000	2012/01/16
69942	SGA Societe Generale Acceptance N.V.	HSI R Bear CBBC Jun 12U	0.250	19,200 per 11,000 units	19,000 per 11,000 units	2012/06/28	200,000,000	2012/01/16
69933	UBS AG	HSI R Bull CBBC Apr 2012 M	0.250	18,300 per 10,000 units	18,500 per 10,000 units	2012/04/27	300,000,000	2012/01/16
69940	UBS AG	HSI R Bear CBBC Apr 2012 C	0.250	18,700 per 10,000 units	18,500 per 10,000 units	2012/04/27	300,000,000	2012/01/16
69965	BNP Paribas Arbit Issu B.V.	HSI R Bull CBBC Jun 2012 O	0.250	18,700 per 10,000 units	18,900 per 10,000 units	2012/06/28	200,000,000	2012/01/17
69954	Credit Suisse AG	China Mobile R Bear CBBC Apr 2012 B	0.250	86 per 100 units	83 per 100 units	2012/04/30	50,000,000	2012/01/17
69956	Credit Suisse AG	CNOOC R Bull CBBC Jun 2012 C	0.250	13.34	14.14	2012/06/18	50,000,000	2012/01/17
69958	Credit Suisse AG	Sinopec Corp R Bull CBBC Jun 2012 A	0.250	8.03	8.33	2012/06/25	50,000,000	2012/01/17
69957	Credit Suisse AG	Sinopec Corp R Bear CBBC May 2012 A	0.250	9.8	9.5	2012/05/21	50,000,000	2012/01/17
69964	Credit Suisse AG	HSI R Bull CBBC Jul 2012 N	0.250	18,800 per 10,000 units	19,000 per 10,000 units	2012/07/30	400,000,000	2012/01/17
69960	Credit Suisse AG	HSI R Bull CBBC Aug 2012 O	0.250	18,350 per 12,000 units	18,550 per 12,000 units	2012/08/30	400,000,000	2012/01/17
69961	Credit Suisse AG	HSI R Bull CBBC Aug 2012 P	0.250	18,200 per 10,000 units	18,400 per 10,000 units	2012/08/30	400,000,000	2012/01/17
69953	Credit Suisse AG	HSI R Bear CBBC Apr 2012 K	0.250	19,200 per 10,000 units	19,000 per 10,000 units	2012/04/27	400,000,000	2012/01/17
69955	Credit Suisse AG	ICBC R Bear CBBC Jun 2012 B	0.250	5.9	5.6	2012/06/25	50,000,000	2012/01/17
69963	Citigroup Global Mkt H Inc.	HSI R Bull CBBC Apr 2012 B	0.250	17,800 per 10,000 units	18,000 per 10,000 units	2012/04/27	100,000,000	2012/01/17
69962	Citigroup Global Mkt H Inc.	HSI R Bear CBBC Apr 2012 A	0.250	20,200 per 10,000 units	20,000 per 10,000 units	2012/04/27	100,000,000	2012/01/17
69951	Daiwa Capital Mkt	HSI R Bear CBBC Apr 2012 Z	0.250	19,200 per 12,000 units	19,000 per 12,000 units	2012/04/27	128,000,000	2012/01/17
69946	J P Morgan SP BV	HSI R Bull CBBC May 2012 I	0.250	18,000 per 15,000 units	18,200 per 15,000 units	2012/05/30	200,000,000	2012/01/17
69947	J P Morgan SP BV	HSI R Bull CBBC May 2012 J	0.250	18,200 per 12,000 units	18,400 per 12,000 units	2012/05/30	200,000,000	2012/01/17
69948	J P Morgan SP BV	HSI R Bull CBBC May 2012 K	0.250	18,600 per 15,000 units	18,800 per 15,000 units	2012/05/30	200,000,000	2012/01/17
69949	J P Morgan SP BV	HSI R Bear CBBC May 2012 L	0.250	19,100 per 10,000 units	18,900 per 10,000 units	2012/05/30	200,000,000	2012/01/17
69950	J P Morgan SP BV	HSI R Bear CBBC May 2012 M	0.250	19,800 per 10,000 units	19,600 per 10,000 units	2012/05/30	200,000,000	2012/01/17
69966	SGA Societe Generale Acceptance N.V.	HSI R Bull CBBC Jun 12V	0.250	18,800 per 10,000 units	19,000 per 10,000 units	2012/06/28	200,000,000	2012/01/17
69967	SGA Societe Generale Acceptance N.V.	HSI R Bear CBBC Jul 12A	0.365	21,200 per 10,000 units	21,000 per 10,000 units	2012/07/30	200,000,000	2012/01/17
69968	SGA Societe Generale Acceptance N.V.	HSI R Bear CBBC Jul 12B	0.350	21,100 per 10,000 units	20,900 per 10,000 units	2012/07/30	200,000,000	2012/01/17
69969	SGA Societe Generale Acceptance N.V.	HSI R Bear CBBC Jul 12C	0.335	21,000 per 10,000 units	20,800 per 10,000 units	2012/07/30	200,000,000	2012/01/17
69970	SGA Societe Generale Acceptance N.V.	HSI R Bear CBBC Jul 12D	0.325	20,900 per 10,000 units	20,700 per 10,000 units	2012/07/30	200,000,000	2012/01/17
69971	SGA Societe Generale Acceptance N.V.	HSI R Bear CBBC Jul 12E	0.310	20,800 per 10,000 units	20,600 per 10,000 units	2012/07/30	200,000,000	2012/01/17
69972	SGA Societe Generale Acceptance N.V.	HSI R Bear CBBC Jul 12F	0.295	20,700 per 10,000 units	20,500 per 10,000 units	2012/07/30	200,000,000	2012/01/17

Newly listed callable bull/bear contracts in 2012 (continued)

Code	Issuer	Name of issue	Issue prices (HK\$)	Strike price (HKD) / Strike level per 10 units	Call price (HKD) / Call level per 10 units	Expiry date	No. of issue (units)	Listing date
69973	SGA Societe Generale Acceptance N.V.	HSI R Bear CBBC Jul 12G	0.280	20,600 per 10,000 units	20,400 per 10,000 units	2012/07/30	200,000,000	2012/01/17
69974	SGA Societe Generale Acceptance N.V.	HSI R Bear CBBC Jul 12H	0.265	20,500 per 10,000 units	20,300 per 10,000 units	2012/07/30	200,000,000	2012/01/17
69975	UBS AG	HSI R Bull CBBC Apr 2012 D	0.250	18,800 per 10,000 units	19,000 per 10,000 units	2012/04/27	300,000,000	2012/01/17
69976	UBS AG	HSI R Bull CBBC May 2012 W	0.250	18,200 per 10,000 units	18,400 per 10,000 units	2012/05/30	300,000,000	2012/01/17
69952	UBS AG	HSI R Bear CBBC May 2012 R	0.250	19,200 per 10,000 units	19,000 per 10,000 units	2012/05/30	300,000,000	2012/01/17
69977	UBS AG	TCH R Bull CBBC Aug 2012 A	0.250	152 per 100 units	160 per 100 units	2012/08/20	100,000,000	2012/01/17
69993	BNP Paribas Arbit Issu B.V.	HSI R Bull CBBC Jun 2012 P	0.250	18,800 per 10,000 units	19,000 per 10,000 units	2012/06/28	200,000,000	2012/01/18
69994	BNP Paribas Arbit Issu B.V.	HSI R Bull CBBC Jun 2012 Q	0.250	18,600 per 10,000 units	18,800 per 10,000 units	2012/06/28	200,000,000	2012/01/18
69979	Credit Suisse AG	HSI R Bull CBBC Jun 2012 H	0.250	18,700 per 10,000 units	18,900 per 10,000 units	2012/06/28	400,000,000	2012/01/18
69989	Credit Suisse AG	HSI R Bull CBBC Jul 2012 O	0.250	18,950 per 10,000 units	19,150 per 10,000 units	2012/07/30	400,000,000	2012/01/18
69984	Credit Suisse AG	HSI R Bear CBBC Apr 2012 T	0.250	19,300 per 10,000 units	19,100 per 10,000 units	2012/04/27	400,000,000	2012/01/18
69981	Credit Suisse AG	HSI R Bear CBBC Jun 2012 U	0.250	20,700 per 10,000 units	20,500 per 10,000 units	2012/06/28	400,000,000	2012/01/18
69982	Credit Suisse AG	HSI R Bear CBBC Jul 2012 S	0.250	21,200 per 10,000 units	21,000 per 10,000 units	2012/07/30	400,000,000	2012/01/18
69980	Credit Suisse AG	TCH R Bull CBBC Jun 2012 A	0.250	149 per 100 units	158 per 100 units	2012/06/25	50,000,000	2012/01/18
69987	Credit Suisse AG	TCH R Bull CBBC Jun 2012 B	0.250	154.80 per 100 units	163.80 per 100 units	2012/06/25	50,000,000	2012/01/18
69992	Daiwa Capital Mkt	HSCEI R Bull CBBC Jun 2012 A	0.250	9,300 per 10,000 units	9,600 per 10,000 units	2012/06/28	80,000,000	2012/01/18
69990	Daiwa Capital Mkt	HSI R Bull CBBC Apr 2012 A	0.250	18,800 per 11,000 units	19,000 per 11,000 units	2012/04/27	128,000,000	2012/01/18
69991	Daiwa Capital Mkt	HSI R Bull CBBC Jun 2012 O	0.250	18,950 per 11,000 units	19,150 per 11,000 units	2012/06/28	128,000,000	2012/01/18
69983	SGA Societe Generale Acceptance N.V.	HSI R Bull CBBC Jun 12W	0.250	18,700 per 10,000 units	18,900 per 10,000 units	2012/06/28	200,000,000	2012/01/18
69985	SGA Societe Generale Acceptance N.V.	HSI R Bear CBBC May 12R	0.250	19,300 per 10,000 units	19,100 per 10,000 units	2012/05/30	200,000,000	2012/01/18
69998	UBS AG	China Life R Bull CBBC Jun 2012 F	0.375	16	17	2012/06/11	100,000,000	2012/01/18
69996	UBS AG	A50 China R Bull CBBC May 2012 I	0.250	10.2	10.5	2012/05/07	100,000,000	2012/01/18
69997	UBS AG	A50 China R Bull CBBC May 2012 J	0.250	9.95	10.25	2012/05/21	100,000,000	2012/01/18
69978	UBS AG	HSI R Bull CBBC May 2012 T	0.250	18,700 per 10,000 units	18,900 per 10,000 units	2012/05/30	300,000,000	2012/01/18
60000	UBS AG	HSI R Bull CBBC Jun 2012 P	0.250	18,900 per 10,000 units	19,100 per 10,000 units	2012/06/28	300,000,000	2012/01/18
60002	UBS AG	HSI R Bull CBBC Aug 2012 L	0.250	18,550 per 12,000 units	18,750 per 12,000 units	2012/08/30	300,000,000	2012/01/18
69986	UBS AG	HSI R Bear CBBC Jun 2012 C	0.250	19,300 per 10,000 units	19,100 per 10,000 units	2012/06/28	300,000,000	2012/01/18
60001	UBS AG	Petrochina R Bull CBBC Jul 2012 B	0.250	9.38	9.88	2012/07/16	100,000,000	2012/01/18
69995	UBS AG	TCH R Bear CBBC Apr 2012 I	0.250	177.88 per 100 units	169.88 per 100 units	2012/04/23	100,000,000	2012/01/18
60013	Credit Suisse AG	ABC R Bull CBBC Sep 2012 A	0.250	3	3.26	2012/09/24	50,000,000	2012/01/19
60016	Credit Suisse AG	A50 China R Bull CBBC Apr 2012 C	0.250	10.25	10.55	2012/04/30	50,000,000	2012/01/19
60011	Credit Suisse AG	HSI R Bull CBBC Jun 2012 F	0.250	18,900 per 10,000 units	19,100 per 10,000 units	2012/06/28	400,000,000	2012/01/19
60012	Credit Suisse AG	HSI R Bull CBBC Jul 2012 U	0.250	18,650 per 12,000 units	18,850 per 12,000 units	2012/07/30	400,000,000	2012/01/19
60008	Credit Suisse AG	HSI R Bear CBBC May 2012 G	0.250	19,400 per 10,000 units	19,200 per 10,000 units	2012/05/30	400,000,000	2012/01/19
60014	Credit Suisse AG	ICBC R Bull CBBC Jun 2012 C	0.250	4.44	4.74	2012/06/25	50,000,000	2012/01/19
60015	Credit Suisse AG	Ping An R Bull CBBC Jun 2012 H	0.250	44.75 per 100 units	49.75 per 100 units	2012/06/25	50,000,000	2012/01/19
60010	SGA Societe Generale Acceptance N.V.	HSI R Bull CBBC Jun 12X	0.250	18,900 per 10,000 units	19,100 per 10,000 units	2012/06/28	200,000,000	2012/01/19
60009	SGA Societe Generale Acceptance N.V.	HSI R Bear CBBC May 12T	0.250	19,400 per 10,000 units	19,200 per 10,000 units	2012/05/30	200,000,000	2012/01/19
60003	SGA Societe Generale Acceptance N.V.	HSI R Bear CBBC Jul 12I	0.410	21,700 per 10,000 units	21,500 per 10,000 units	2012/07/30	200,000,000	2012/01/19
60004	SGA Societe Generale Acceptance N.V.	HSI R Bear CBBC Jul 12J	0.400	21,600 per 10,000 units	21,400 per 10,000 units	2012/07/30	200,000,000	2012/01/19
60005	SGA Societe Generale Acceptance N.V.	HSI R Bear CBBC Jul 12K	0.385	21,500 per 10,000 units	21,300 per 10,000 units	2012/07/30	200,000,000	2012/01/19

Newly listed callable bull/bear contracts in 2012 (continued)

Code	Issuer	Name of issue	Issue prices (HK\$)	Strike price (HKD) / Strike level per 10 units	Call price (HKD) / Call level per 10 units	Expiry date	No. of issue (units)	Listing date
60006	SGA Societe Generale Acceptance N.V.	HSI R Bear CBBC Jul 12L	0.370	21,400 per 10,000 units	21,200 per 10,000 units	2012/07/30	200,000,000	2012/01/19
60007	SGA Societe Generale Acceptance N.V.	HSI R Bear CBBC Jul 12M	0.360	21,300 per 10,000 units	21,100 per 10,000 units	2012/07/30	200,000,000	2012/01/19
60019	UBS AG	HSI R Bull CBBC Sep 2012 D	0.250	18,450 per 10,000 units	18,650 per 10,000 units	2012/09/27	300,000,000	2012/01/19
60018	UBS AG	HSI R Bear CBBC Apr 2012 F	0.250	19,400 per 10,000 units	19,200 per 10,000 units	2012/04/27	300,000,000	2012/01/19
60017	UBS AG	HSI R Bear CBBC Sep 2012 C	0.250	19,650 per 12,000 units	19,450 per 12,000 units	2012/09/27	300,000,000	2012/01/19
60024	BNP Paribas Arbit Issu B.V.	HSI R Bull CBBC Jun 2012 R	0.250	18,900 per 10,000 units	19,100 per 10,000 units	2012/06/28	200,000,000	2012/01/20
60022	Credit Suisse AG	HSI R Bull CBBC Jun 2012 G	0.250	19,000 per 10,000 units	19,200 per 10,000 units	2012/06/28	400,000,000	2012/01/20
60023	Daiwa Capital Mkt	HSI R Bull CBBC May 2012 K	0.250	19,000 per 12,000 units	19,200 per 12,000 units	2012/05/30	128,000,000	2012/01/20
60028	UBS AG	ABC R Bull CBBC Sep 2012 B	0.250	3.03	3.28	2012/09/03	100,000,000	2012/01/20
60032	UBS AG	CC Bank R Bull CBBC Jul 2012 C	0.250	5.2	5.5	2012/07/09	100,000,000	2012/01/20
60025	UBS AG	Sinopec Corp R Bull CBBC Jun 2012 E	0.250	8.2	8.5	2012/06/18	100,000,000	2012/01/20
60033	UBS AG	China Shenhua R Bull CBBC Aug 2012 A	0.530	28.88	30.88	2012/08/06	100,000,000	2012/01/20
60034	UBS AG	China Shenhua R Bear CBBC Aug 2012 B	0.475	38.88	36.88	2012/08/20	100,000,000	2012/01/20
60026	UBS AG	HKEx R Bull CBBC May 2012 G	0.250	114 per 100 units	120 per 100 units	2012/05/28	100,000,000	2012/01/20
60020	UBS AG	HSI R Bull CBBC Aug 2012 M	0.250	17,900 per 20,000 units	18,300 per 20,000 units	2012/08/30	300,000,000	2012/01/20
60031	UBS AG	HSI R Bull CBBC Aug 2012 N	0.250	19,000 per 10,000 units	19,200 per 10,000 units	2012/08/30	300,000,000	2012/01/20
60021	UBS AG	HSI R Bull CBBC Sep 2012 E	0.250	18,650 per 12,000 units	18,850 per 12,000 units	2012/09/27	300,000,000	2012/01/20
60029	UBS AG	ICBC R Bull CBBC Jun 2012 B	0.250	4.45	4.75	2012/06/18	100,000,000	2012/01/20
60035	UBS AG	Petrochina R Bear CBBC Jun 2012 B	0.250	12.88	12.38	2012/06/18	100,000,000	2012/01/20
60030	UBS AG	Ping An R Bull CBBC Jun 2012 F	0.250	45.20 per 100 units	50 per 100 units	2012/06/18	100,000,000	2012/01/20
60027	UBS AG	TCH R Bull CBBC Jun 2012 I	0.250	157 per 100 units	165 per 100 units	2012/06/18	100,000,000	2012/01/20
60037	BNP Paribas Arbit Issu B.V.	HSI R Bear CBBC Apr 2012 U	0.250	19,300 per 10,000 units	19,100 per 10,000 units	2012/04/27	200,000,000	2012/01/26
60036	SGA Societe Generale Acceptance N.V.	HSI R Bull CBBC Jun 12Y	0.250	19,000 per 10,000 units	19,200 per 10,000 units	2012/06/28	200,000,000	2012/01/26
60070	BNP Paribas Arbit Issu B.V.	A50 Ch R Bull CBBC Dec 2012 B	0.250	9.9	10.2	2012/12/28	200,000,000	2012/01/27
60075	BNP Paribas Arbit Issu B.V.	HSI R Bull CBBC Jun 2012 S	0.250	19,300 per 10,000 units	19,500 per 10,000 units	2012/06/28	200,000,000	2012/01/27
60076	BNP Paribas Arbit Issu B.V.	HSI R Bull CBBC Jun 2012 T	0.250	19,200 per 10,000 units	19,400 per 10,000 units	2012/06/28	200,000,000	2012/01/27
60077	BNP Paribas Arbit Issu B.V.	HSI R Bull CBBC Jun 2012 U	0.250	19,100 per 10,000 units	19,300 per 10,000 units	2012/06/28	200,000,000	2012/01/27
60078	BNP Paribas Arbit Issu B.V.	HSI R Bull CBBC Jun 2012 V	0.250	19,000 per 10,000 units	19,200 per 10,000 units	2012/06/28	200,000,000	2012/01/27
60073	BNP Paribas Arbit Issu B.V.	HSI R Bear CBBC Apr 2012 D	0.250	20,900 per 10,000 units	20,700 per 10,000 units	2012/04/27	200,000,000	2012/01/27
60071	BNP Paribas Arbit Issu B.V.	HSI R Bear CBBC Apr 2012 E	0.250	21,300 per 10,000 units	21,100 per 10,000 units	2012/04/27	200,000,000	2012/01/27
60074	BNP Paribas Arbit Issu B.V.	HSI R Bear CBBC Apr 2012 G	0.250	20,700 per 10,000 units	20,500 per 10,000 units	2012/04/27	200,000,000	2012/01/27
60072	BNP Paribas Arbit Issu B.V.	HSI R Bear CBBC Apr 2012 H	0.250	21,100 per 10,000 units	20,900 per 10,000 units	2012/04/27	200,000,000	2012/01/27
60080	Credit Suisse AG	HSI R Bull CBBC Apr 2012 K	0.250	19,200 per 10,000 units	19,400 per 10,000 units	2012/04/27	400,000,000	2012/01/27
60079	Credit Suisse AG	HSI R Bull CBBC Apr 2012 U	0.250	19,400 per 10,000 units	19,600 per 10,000 units	2012/04/27	400,000,000	2012/01/27
60041	Credit Suisse AG	HSI R Bear CBBC Apr 2012 N	0.250	19,500 per 10,000 units	19,300 per 10,000 units	2012/04/27	400,000,000	2012/01/27
60045	Credit Suisse AG	HSI R Bear CBBC Apr 2012 O	0.250	19,950 per 10,000 units	19,750 per 10,000 units	2012/04/27	400,000,000	2012/01/27
60044	Credit Suisse AG	HSI R Bear CBBC Apr 2012 Q	0.250	19,650 per 10,000 units	19,450 per 10,000 units	2012/04/27	400,000,000	2012/01/27
60047	Credit Suisse AG	HSI R Bear CBBC Jul 2012 J	0.250	21,700 per 10,000 units	21,500 per 10,000 units	2012/07/30	400,000,000	2012/01/27
60046	Credit Suisse AG	HSI R Bear CBBC Jul 2012 W	0.250	21,300 per 10,000 units	21,100 per 10,000 units	2012/07/30	400,000,000	2012/01/27
60048	Credit Suisse AG	HSI R Bear CBBC Aug 2012 Q	0.255	21,800 per 10,000 units	21,600 per 10,000 units	2012/08/30	400,000,000	2012/01/27
60049	Credit Suisse AG	HSI R Bear CBBC Aug 2012 R	0.305	22,300 per 10,000 units	22,100 per 10,000 units	2012/08/30	400,000,000	2012/01/27
60050	Credit Suisse AG	HSI R Bear CBBC Aug 2012 S	0.250	21,400 per 10,000 units	21,200 per 10,000 units	2012/08/30	400,000,000	2012/01/27

Newly listed callable bull/bear contracts in 2012 (continued)

Code	Issuer	Name of issue	Issue prices (HK\$)	Strike price (HKD) / Strike level per 10 units	Call price (HKD) / Call level per 10 units	Expiry date	No. of issue (units)	Listing date
60051	Credit Suisse AG	HSI R Bear CBBC Aug 2012 T	0.325	22,500 per 10,000 units	22,300 per 10,000 units	2012/08/30	400,000,000	2012/01/27
60052	Credit Suisse AG	HSI R Bear CBBC Sep 2012 D	0.340	22,600 per 10,000 units	22,400 per 10,000 units	2012/09/27	400,000,000	2012/01/27
60053	Credit Suisse AG	HSI R Bear CBBC Sep 2012 E	0.250	21,500 per 12,000 units	21,300 per 12,000 units	2012/09/27	400,000,000	2012/01/27
60054	Credit Suisse AG	HSI R Bear CBBC Sep 2012 F	0.265	22,400 per 12,000 units	22,200 per 12,000 units	2012/09/27	400,000,000	2012/01/27
60055	Credit Suisse AG	HSI R Bear CBBC Sep 2012 G	0.250	22,000 per 12,000 units	21,800 per 12,000 units	2012/09/27	400,000,000	2012/01/27
60063	Daiwa Capital Mkt	A50 China R Bull CBBC Apr 2012 D	0.250	10.08	10.58	2012/04/27	80,000,000	2012/01/27
60062	Daiwa Capital Mkt	HSCEI R Bull CBBC Jun 2012 B	0.250	9,900 per 10,000 units	10,200 per 10,000 units	2012/06/28	80,000,000	2012/01/27
60060	Daiwa Capital Mkt	HSI R Bull CBBC Jun 2012 P	0.250	19,420 per 11,000 units	19,620 per 11,000 units	2012/06/28	128,000,000	2012/01/27
60061	Daiwa Capital Mkt	HSI R Bull CBBC Jun 2012 Q	0.250	19,300 per 13,000 units	19,500 per 13,000 units	2012/06/28	128,000,000	2012/01/27
60043	Daiwa Capital Mkt	HSI R Bear CBBC Apr 2012 B	0.250	19,500 per 12,000 units	19,300 per 12,000 units	2012/04/27	128,000,000	2012/01/27
60058	Daiwa Capital Mkt	HSI R Bear CBBC Apr 2012 C	0.250	19,700 per 13,000 units	19,500 per 13,000 units	2012/04/27	128,000,000	2012/01/27
60040	Merrill Lynch Int'l & Co. C.V.	HSI R Bull CBBC Aug 2012 A	0.255	18,300 per 12,000 units	18,700 per 12,000 units	2012/08/30	40,000,000	2012/01/27
60038	SGA Societe Generale Acceptance N.V.	HSI R Bull CBBC Apr 12P	0.250	18,600 per 11,000 units	18,800 per 11,000 units	2012/04/27	200,000,000	2012/01/27
60066	SGA Societe Generale Acceptance N.V.	HSI R Bull CBBC Jun 12U	0.250	19,100 per 10,000 units	19,300 per 10,000 units	2012/06/28	200,000,000	2012/01/27
60065	SGA Societe Generale Acceptance N.V.	HSI R Bull CBBC Jun 12Z	0.250	19,200 per 10,000 units	19,400 per 10,000 units	2012/06/28	200,000,000	2012/01/27
60039	SGA Societe Generale Acceptance N.V.	HSI R Bear CBBC May 12U	0.250	19,500 per 10,000 units	19,300 per 10,000 units	2012/05/30	200,000,000	2012/01/27
60057	SGA Societe Generale Acceptance N.V.	HSI R Bear CBBC May 12V	0.250	19,700 per 10,000 units	19,500 per 10,000 units	2012/05/30	200,000,000	2012/01/27
60056	SGA Societe Generale Acceptance N.V.	HSI R Bear CBBC May 12W	0.250	19,600 per 10,000 units	19,400 per 10,000 units	2012/05/30	200,000,000	2012/01/27
60067	SGA Societe Generale Acceptance N.V.	HSI R Bear CBBC Jul 12N	0.390	22,000 per 10,000 units	21,800 per 10,000 units	2012/07/30	200,000,000	2012/01/27
60068	SGA Societe Generale Acceptance N.V.	HSI R Bear CBBC Jul 12O	0.380	21,900 per 10,000 units	21,700 per 10,000 units	2012/07/30	200,000,000	2012/01/27
60069	SGA Societe Generale Acceptance N.V.	HSI R Bear CBBC Jul 12P	0.365	21,800 per 10,000 units	21,600 per 10,000 units	2012/07/30	200,000,000	2012/01/27
60089	UBS AG	BOCL R Bull CBBC Sep 2012 A	0.250	2.5	2.8	2012/09/24	100,000,000	2012/01/27
60095	UBS AG	CUni R Bull CBBC Jul 2012 B	0.265	12.5	13.5	2012/07/09	100,000,000	2012/01/27
60094	UBS AG	CUni R Bear CBBC Jul 2012 A	0.290	18	17	2012/07/23	100,000,000	2012/01/27
60092	UBS AG	China Life R Bull CBBC May 2012 I	0.250	18.88	19.88	2012/05/21	100,000,000	2012/01/27
60091	UBS AG	A50 China R Bull CBBC Jun 2012 D	0.250	10.45	10.75	2012/06/04	100,000,000	2012/01/27
60098	UBS AG	HKEX R Bull CBBC Jun 2012 G	0.250	119 per 100 units	125 per 100 units	2012/06/11	100,000,000	2012/01/27
60099	UBS AG	HSBC R Bull CBBC May 2012 B	0.250	54.50 per 100 units	57.50 per 100 units	2012/05/28	100,000,000	2012/01/27
60083	UBS AG	HSCEI R Bull CBBC Aug 2012 A	0.250	9,300 per 10,000 units	9,500 per 10,000 units	2012/08/30	100,000,000	2012/01/27
60082	UBS AG	HSCEI R Bull CBBC Sep 2012 B	0.250	9,800 per 10,000 units	10,000 per 10,000 units	2012/09/27	100,000,000	2012/01/27
60081	UBS AG	HSCEI R Bear CBBC May 2012 C	0.250	12,200 per 10,000 units	12,000 per 10,000 units	2012/05/30	100,000,000	2012/01/27
60088	UBS AG	HSI R Bull CBBC Jul 2012 H	0.250	19,100 per 10,000 units	19,300 per 10,000 units	2012/07/30	300,000,000	2012/01/27
60087	UBS AG	HSI R Bull CBBC Aug 2012 O	0.250	19,300 per 10,000 units	19,500 per 10,000 units	2012/08/30	300,000,000	2012/01/27
60086	UBS AG	HSI R Bull CBBC Sep 2012 F	0.250	19,400 per 10,000 units	19,600 per 10,000 units	2012/09/27	300,000,000	2012/01/27
60042	UBS AG	HSI R Bear CBBC Apr 2012 N	0.250	19,500 per 10,000 units	19,300 per 10,000 units	2012/04/27	300,000,000	2012/01/27
60059	UBS AG	HSI R Bear CBBC May 2012 H	0.250	19,700 per 10,000 units	19,500 per 10,000 units	2012/05/30	300,000,000	2012/01/27
60093	UBS AG	ICBC R Bull CBBC Jun 2012 C	0.250	4.7	5	2012/06/11	100,000,000	2012/01/27
60097	UBS AG	TCH R Bull CBBC May 2012 G	0.250	162 per 100 units	170 per 100 units	2012/05/28	100,000,000	2012/01/27
60096	UBS AG	TCH R Bear CBBC Aug 2012 B	0.510	228 per 100 units	220 per 100 units	2012/08/06	100,000,000	2012/01/27
69991 *	Daiwa Capital Mkt	HSI R Bull CBBC Jun 2012 O	0.084	18,950 per 11,000 units	19,150 per 11,000 units	2012/06/28	140,000,000	2012/01/27
60159	BNP Paribas Arbit Issu B.V.	HSI R Bull CBBC Jun 2012 W	0.250	19,400 per 10,000 units	19,600 per 10,000 units	2012/06/28	200,000,000	2012/01/30

Newly listed callable bull/bear contracts in 2012 (continued)

Code	Issuer	Name of issue	Issue prices (HK\$)	Strike price (HKD) / Strike level per 10 units	Call price (HKD) / Call level per 10 units	Expiry date	No. of issue (units)	Listing date
60108	BNP Paribas Arbit Issu B.V.	HSI R Bear CBBC May 2012 Q	0.250	20,800 per 10,000 units	20,600 per 10,000 units	2012/05/30	200,000,000	2012/01/30
60105	BNP Paribas Arbit Issu B.V.	HSI R Bear CBBC May 2012 R	0.250	21,400 per 10,000 units	21,200 per 10,000 units	2012/05/30	200,000,000	2012/01/30
60106	BNP Paribas Arbit Issu B.V.	HSI R Bear CBBC May 2012 S	0.250	21,200 per 10,000 units	21,000 per 10,000 units	2012/05/30	200,000,000	2012/01/30
60107	BNP Paribas Arbit Issu B.V.	HSI R Bear CBBC May 2012 T	0.250	21,000 per 10,000 units	20,800 per 10,000 units	2012/05/30	200,000,000	2012/01/30
60140	Credit Suisse AG	CCB R Bull CBBC May 2012 C	0.250	5.26	5.56	2012/05/28	70,000,000	2012/01/30
60121	Credit Suisse AG	China Life R Bull CBBC May 2012 D	0.250	19.18	20.18	2012/05/28	70,000,000	2012/01/30
60141	Credit Suisse AG	Sinopec Corp R Bull CBBC Jun 2012 B	0.250	8.3	8.6	2012/06/25	70,000,000	2012/01/30
60117	Credit Suisse AG	A50 China R Bull CBBC May 2012 C	0.250	10.5	10.8	2012/05/28	70,000,000	2012/01/30
60118	Credit Suisse AG	A50 China R Bear CBBC May 2012 D	0.250	12.78	12.48	2012/05/28	70,000,000	2012/01/30
60122	Credit Suisse AG	HKEx R Bull CBBC May 2012 E	0.250	120 per 100 units	126 per 100 units	2012/05/28	70,000,000	2012/01/30
60123	Credit Suisse AG	HKEx R Bull CBBC Jun 2012 A	0.250	117 per 100 units	123 per 100 units	2012/06/25	70,000,000	2012/01/30
60124	Credit Suisse AG	HKEx R Bear CBBC May 2012 F	0.250	144 per 100 units	138 per 100 units	2012/05/28	70,000,000	2012/01/30
60125	Credit Suisse AG	HKEx R Bear CBBC Jun 2012 B	0.250	149 per 100 units	143 per 100 units	2012/06/25	70,000,000	2012/01/30
60142	Credit Suisse AG	HSBC R Bear CBBC Jun 2012 D	0.250	73.85 per 100 units	70.85 per 100 units	2012/06/18	70,000,000	2012/01/30
60129	Credit Suisse AG	HSI R Bull CBBC May 2012 B	0.250	19,450 per 10,000 units	19,650 per 10,000 units	2012/05/30	400,000,000	2012/01/30
60130	Credit Suisse AG	HSI R Bull CBBC May 2012 P	0.250	19,300 per 10,000 units	19,500 per 10,000 units	2012/05/30	400,000,000	2012/01/30
60131	Credit Suisse AG	HSI R Bull CBBC Jun 2012 P	0.250	19,100 per 12,000 units	19,300 per 12,000 units	2012/06/28	400,000,000	2012/01/30
60116	Credit Suisse AG	HSI R Bear CBBC May 2012 L	0.250	19,850 per 10,000 units	19,650 per 10,000 units	2012/05/30	400,000,000	2012/01/30
60137	Credit Suisse AG	HSI R Bear CBBC Jun 2012 V	0.355	23,100 per 10,000 units	22,900 per 10,000 units	2012/06/28	400,000,000	2012/01/30
60135	Credit Suisse AG	HSI R Bear CBBC Aug 2012 U	0.335	22,900 per 10,000 units	22,700 per 10,000 units	2012/08/30	400,000,000	2012/01/30
60132	Credit Suisse AG	HSI R Bear CBBC Sep 2012 H	0.315	22,700 per 10,000 units	22,500 per 10,000 units	2012/09/27	400,000,000	2012/01/30
60134	Credit Suisse AG	HSI R Bear CBBC Oct 2012 B	0.275	22,800 per 12,000 units	22,600 per 12,000 units	2012/10/30	400,000,000	2012/01/30
60136	Credit Suisse AG	HSI R Bear CBBC Oct 2012 C	0.290	23,000 per 12,000 units	22,800 per 12,000 units	2012/10/30	400,000,000	2012/01/30
60138	Credit Suisse AG	HSI R Bear CBBC Oct 2012 D	0.370	23,200 per 10,000 units	23,000 per 10,000 units	2012/10/30	400,000,000	2012/01/30
60119	Credit Suisse AG	Hutchison R Bull CBBC May 2012 A	0.250	64.80 per 100 units	67.80 per 100 units	2012/05/28	70,000,000	2012/01/30
60120	Credit Suisse AG	Hutchison R Bear CBBC May 2012 B	0.250	82.80 per 100 units	79.80 per 100 units	2012/05/28	70,000,000	2012/01/30
60139	Credit Suisse AG	ICBC R Bull CBBC Jun 2012 D	0.250	4.73	5.03	2012/06/25	70,000,000	2012/01/30
60126	Credit Suisse AG	TCH R Bull CBBC May 2012 E	0.250	162.80 per 100 units	170.80 per 100 units	2012/05/28	70,000,000	2012/01/30
60128	Credit Suisse AG	TCH R Bear CBBC Jun 2012 C	0.320	211 per 100 units	203 per 100 units	2012/06/25	70,000,000	2012/01/30
60152	Daiwa Capital Mkt	HSI R Bull CBBC May 2012 M	0.250	19,150 per 11,000 units	19,350 per 11,000 units	2012/05/30	128,000,000	2012/01/30
60151	Daiwa Capital Mkt	HSI R Bear CBBC May 2012 L	0.250	19,900 per 13,000 units	19,700 per 13,000 units	2012/05/30	128,000,000	2012/01/30
60103	HK Bank	A50 R Bull CBBC Oct 2012 A	0.250	9.48	9.88	2012/10/12	120,000,000	2012/01/30
60104	HK Bank	HSI R Bull CBBC Aug 2012 I	0.250	17,888 per 15,000 units	18,288 per 15,000 units	2012/08/30	250,000,000	2012/01/30
60101	Merrill Lynch Int'l & Co. C.V.	HSI R Bull CBBC Sep 2012 A	0.250	18,900 per 12,000 units	19,300 per 12,000 units	2012/09/27	40,000,000	2012/01/30
60102	Merrill Lynch Int'l & Co. C.V.	HSI R Bull CBBC Sep 2012 B	0.255	18,600 per 12,000 units	19,000 per 12,000 units	2012/09/27	40,000,000	2012/01/30
60112	SGA Societe Generale Acceptance N.V.	HSI R Bull CBBC May 12H	0.250	19,400 per 10,000 units	19,600 per 10,000 units	2012/05/30	200,000,000	2012/01/30
60111	SGA Societe Generale Acceptance N.V.	HSI R Bull CBBC May 12X	0.250	19,300 per 10,000 units	19,500 per 10,000 units	2012/05/30	200,000,000	2012/01/30
60113	SGA Societe Generale Acceptance N.V.	HSI R Bear CBBC Jul 12Q	0.405	22,100 per 10,000 units	21,900 per 10,000 units	2012/07/30	200,000,000	2012/01/30
60114	SGA Societe Generale Acceptance N.V.	HSI R Bear CBBC Jul 12R	0.420	22,200 per 10,000 units	22,000 per 10,000 units	2012/07/30	200,000,000	2012/01/30
60158	UBS AG	CC Bank R Bull CBBC Jun 2012 A	0.250	5.45	5.75	2012/06/04	100,000,000	2012/01/30
60156	UBS AG	A50 China R Bear CBBC Jun 2012 E	0.250	13.3	13	2012/06/04	100,000,000	2012/01/30

Newly listed callable bull/bear contracts in 2012 (continued)

Code	Issuer	Name of issue	Issue prices (HK\$)	Strike price (HKD) / Strike level per 10 units	Call price (HKD) / Call level per 10 units	Expiry date	No. of issue (units)	Listing date
60150	UBS AG	HSI R Bull CBBC Sep 2012 I	0.250	19,200 per 10,000 units	19,400 per 10,000 units	2012/09/27	300,000,000	2012/01/30
60155	UBS AG	HSI R Bull CBBC Sep 2012 J	0.250	18,850 per 12,000 units	19,050 per 12,000 units	2012/09/27	300,000,000	2012/01/30
60115	UBS AG	HSI R Bear CBBC May 2012 G	0.250	19,900 per 10,000 units	19,700 per 10,000 units	2012/05/30	300,000,000	2012/01/30
60148	UBS AG	HSI R Bear CBBC Jun 2012 D	0.250	21,500 per 10,000 units	21,300 per 10,000 units	2012/06/28	300,000,000	2012/01/30
60147	UBS AG	HSI R Bear CBBC Jul 2012 J	0.250	21,800 per 10,000 units	21,600 per 10,000 units	2012/07/30	300,000,000	2012/01/30
60149	UBS AG	HSI R Bear CBBC Jul 2012 P	0.250	21,400 per 10,000 units	21,200 per 10,000 units	2012/07/30	300,000,000	2012/01/30
60144	UBS AG	HSI R Bear CBBC Aug 2012 P	0.285	22,500 per 10,000 units	22,300 per 10,000 units	2012/08/30	300,000,000	2012/01/30
60146	UBS AG	HSI R Bear CBBC Aug 2012 Q	0.250	22,000 per 10,000 units	21,800 per 10,000 units	2012/08/30	300,000,000	2012/01/30
60143	UBS AG	HSI R Bear CBBC Sep 2012 G	0.305	22,700 per 10,000 units	22,500 per 10,000 units	2012/09/27	300,000,000	2012/01/30
60145	UBS AG	HSI R Bear CBBC Sep 2012 H	0.265	22,300 per 10,000 units	22,100 per 10,000 units	2012/09/27	300,000,000	2012/01/30
60157	UBS AG	ICBC R Bear CBBC Aug 2012 A	0.250	6.8	6.5	2012/08/13	100,000,000	2012/01/30
60192	BNP Paribas Arbit Issu B.V.	A50 R Bear CBBC Dec 2012 C	0.250	12.1	11.8	2012/12/28	200,000,000	2012/01/31
60199	BNP Paribas Arbit Issu B.V.	HSI R Bull CBBC Jun 2012 A	0.250	19,600 per 10,000 units	19,800 per 10,000 units	2012/06/28	200,000,000	2012/01/31
60200	BNP Paribas Arbit Issu B.V.	HSI R Bull CBBC Jun 2012 B	0.250	19,500 per 10,000 units	19,700 per 10,000 units	2012/06/28	200,000,000	2012/01/31
60197	BNP Paribas Arbit Issu B.V.	HSI R Bull CBBC Jun 2012 Z	0.250	19,700 per 10,000 units	19,900 per 10,000 units	2012/06/28	200,000,000	2012/01/31
60194	BNP Paribas Arbit Issu B.V.	HSI R Bear CBBC May 2012 L	0.250	22,000 per 10,000 units	21,800 per 10,000 units	2012/05/30	200,000,000	2012/01/31
60196	BNP Paribas Arbit Issu B.V.	HSI R Bear CBBC May 2012 M	0.250	21,600 per 10,000 units	21,400 per 10,000 units	2012/05/30	200,000,000	2012/01/31
60193	BNP Paribas Arbit Issu B.V.	HSI R Bear CBBC Jun 2012 X	0.250	22,200 per 10,000 units	22,000 per 10,000 units	2012/06/28	200,000,000	2012/01/31
60195	BNP Paribas Arbit Issu B.V.	HSI R Bear CBBC Jun 2012 Y	0.250	21,800 per 10,000 units	21,600 per 10,000 units	2012/06/28	200,000,000	2012/01/31
60172	Credit Suisse AG	HSI R Bull CBBC Jul 2012 R	0.250	19,700 per 10,000 units	19,900 per 10,000 units	2012/07/30	400,000,000	2012/01/31
60173	Credit Suisse AG	HSI R Bull CBBC Aug 2012 W	0.250	19,500 per 10,000 units	19,700 per 10,000 units	2012/08/30	400,000,000	2012/01/31
60169	Credit Suisse AG	HSI R Bear CBBC May 2012 K	0.250	19,900 per 10,000 units	19,700 per 10,000 units	2012/05/30	400,000,000	2012/01/31
60170	Credit Suisse AG	HSI R Bear CBBC Jul 2012 K	0.250	20,100 per 10,000 units	19,900 per 10,000 units	2012/07/30	400,000,000	2012/01/31
60171	Credit Suisse AG	HSI R Bear CBBC Aug 2012 V	0.250	20,250 per 12,000 units	20,050 per 12,000 units	2012/08/30	400,000,000	2012/01/31
60177	Daiwa Capital Mkt	HSI R Bull CBBC May 2012 O	0.250	19,740 per 11,000 units	19,940 per 11,000 units	2012/05/30	188,000,000	2012/01/31
60178	Daiwa Capital Mkt	HSI R Bull CBBC May 2012 P	0.250	19,600 per 13,000 units	19,800 per 13,000 units	2012/05/30	128,000,000	2012/01/31
60167	Daiwa Capital Mkt	HSI R Bear CBBC May 2012 N	0.250	20,000 per 13,000 units	19,800 per 13,000 units	2012/05/30	128,000,000	2012/01/31
60187	J P Morgan SP BV	HSI R Bull CBBC May 2012 O	0.250	19,400 per 10,000 units	19,600 per 10,000 units	2012/05/30	200,000,000	2012/01/31
60189	J P Morgan SP BV	HSI R Bull CBBC May 2012 P	0.250	19,200 per 15,000 units	19,400 per 15,000 units	2012/05/30	200,000,000	2012/01/31
60190	J P Morgan SP BV	HSI R Bull CBBC May 2012 Q	0.250	19,000 per 12,000 units	19,200 per 12,000 units	2012/05/30	200,000,000	2012/01/31
60191	J P Morgan SP BV	HSI R Bull CBBC May 2012 R	0.250	18,800 per 12,000 units	19,000 per 12,000 units	2012/05/30	200,000,000	2012/01/31
60186	J P Morgan SP BV	HSI R Bear CBBC May 2012 N	0.250	20,800 per 10,000 units	20,600 per 10,000 units	2012/05/30	200,000,000	2012/01/31
60174	SGA Societe Generale Acceptance N.V.	HSI R Bull CBBC May 12L	0.250	19,700 per 10,000 units	19,900 per 10,000 units	2012/05/30	200,000,000	2012/01/31
60176	SGA Societe Generale Acceptance N.V.	HSI R Bull CBBC May 12M	0.250	19,500 per 10,000 units	19,700 per 10,000 units	2012/05/30	200,000,000	2012/01/31
60175	SGA Societe Generale Acceptance N.V.	HSI R Bull CBBC May 12R	0.250	19,600 per 10,000 units	19,800 per 10,000 units	2012/05/30	200,000,000	2012/01/31
60160	SGA Societe Generale Acceptance N.V.	HSI R Bear CBBC May 12I	0.250	19,900 per 10,000 units	19,700 per 10,000 units	2012/05/30	200,000,000	2012/01/31
60161	SGA Societe Generale Acceptance N.V.	HSI R Bear CBBC May 12J	0.250	20,000 per 10,000 units	19,800 per 10,000 units	2012/05/30	200,000,000	2012/01/31
60162	SGA Societe Generale Acceptance N.V.	HSI R Bear CBBC May 12K	0.250	20,100 per 10,000 units	19,900 per 10,000 units	2012/05/30	200,000,000	2012/01/31
60163	SGA Societe Generale Acceptance N.V.	HSI R Bear CBBC Jul 12S	0.425	22,300 per 10,000 units	22,100 per 10,000 units	2012/07/30	200,000,000	2012/01/31
60164	SGA Societe Generale Acceptance N.V.	HSI R Bear CBBC Jul 12T	0.435	22,400 per 10,000 units	22,200 per 10,000 units	2012/07/30	200,000,000	2012/01/31
60165	SGA Societe Generale Acceptance N.V.	HSI R Bear CBBC Jul 12U	0.450	22,500 per 10,000 units	22,300 per 10,000 units	2012/07/30	200,000,000	2012/01/31
60166	SGA Societe Generale Acceptance N.V.	HSI R Bear CBBC Jul 12V	0.460	22,600 per 10,000 units	22,400 per 10,000 units	2012/07/30	200,000,000	2012/01/31
60182	UBS AG	China Life R Bull CBBC Jul 2012 G	0.250	19.88	20.88	2012/07/09	100,000,000	2012/01/31

Newly listed callable bull/bear contracts in 2012 (continued)

Code	Issuer	Name of issue	Issue prices (HK\$)	Strike price (HKD) / Strike level per 10 units	Call price (HKD) / Call level per 10 units	Expiry date	No. of issue (units)	Listing date
60180	UBS AG	HSBC R Bull CBBC Aug 2012 A	0.250	57 per 100 units	60 per 100 units	2012/08/27	100,000,000	2012/01/31
60179	UBS AG	HSI R Bull CBBC Aug 2012 R	0.250	19,700 per 10,000 units	19,900 per 10,000 units	2012/08/30	300,000,000	2012/01/31
60185	UBS AG	HSI R Bull CBBC Aug 2012 S	0.250	19,500 per 10,000 units	19,700 per 10,000 units	2012/08/30	300,000,000	2012/01/31
60168	UBS AG	HSI R Bear CBBC Jun 2012 I	0.250	20,000 per 10,000 units	19,800 per 10,000 units	2012/06/28	300,000,000	2012/01/31
60184	UBS AG	HSI R Bear CBBC Jun 2012 O	0.255	22,400 per 10,000 units	22,200 per 10,000 units	2012/06/28	300,000,000	2012/01/31
60183	UBS AG	HSI R Bear CBBC Jul 2012 N	0.275	22,600 per 10,000 units	22,400 per 10,000 units	2012/07/30	300,000,000	2012/01/31
60181	UBS AG	Ping An R Bull CBBC Jul 2012 C	0.250	50.20 per 100 units	55 per 100 units	2012/07/09	100,000,000	2012/01/31
69646 ⁺	Citigroup Global Mkt H Inc.	HSI R Bear CBBC Mar 2012 B	0.082	21,300 per 12,000 units	21,000 per 12,000 units	2012/03/29	121,960,000	2012/01/31
60243	BNP Paribas Arbit Issu B.V.	HSI R Bull CBBC Jun 2012 G	0.250	19,800 per 10,000 units	20,000 per 10,000 units	2012/06/28	200,000,000	2012/02/01
60209	Credit Suisse AG	HSI R Bull CBBC May 2012 G	0.250	19,600 per 10,000 units	19,800 per 10,000 units	2012/05/30	400,000,000	2012/02/01
60219	Credit Suisse AG	HSI R Bull CBBC Jun 2012 R	0.250	19,900 per 10,000 units	20,100 per 10,000 units	2012/06/28	400,000,000	2012/02/01
60210	Credit Suisse AG	HSI R Bull CBBC Aug 2012 X	0.250	19,350 per 12,000 units	19,550 per 12,000 units	2012/08/30	400,000,000	2012/02/01
60220	Credit Suisse AG	HSI R Bull CBBC Aug 2012 Y	0.250	19,910 per 12,000 units	20,110 per 12,000 units	2012/08/30	400,000,000	2012/02/01
60208	Credit Suisse AG	HSI R Bear CBBC May 2012 D	0.250	20,200 per 10,000 units	20,000 per 10,000 units	2012/05/30	400,000,000	2012/02/01
60224	Daiwa Capital Mkt	HSI R Bull CBBC May 2012 Y	0.250	19,900 per 11,000 units	20,100 per 11,000 units	2012/05/30	128,000,000	2012/02/01
60225	Daiwa Capital Mkt	HSI R Bull CBBC May 2012 Z	0.250	19,800 per 11,000 units	20,000 per 11,000 units	2012/05/30	168,000,000	2012/02/01
60202	Daiwa Capital Mkt	HSI R Bear CBBC May 2012 Q	0.250	21,800 per 11,000 units	21,600 per 11,000 units	2012/05/30	128,000,000	2012/02/01
60203	Daiwa Capital Mkt	HSI R Bear CBBC May 2012 R	0.250	21,600 per 11,000 units	21,400 per 11,000 units	2012/05/30	128,000,000	2012/02/01
60204	Daiwa Capital Mkt	HSI R Bear CBBC May 2012 S	0.250	21,500 per 13,000 units	21,300 per 13,000 units	2012/05/30	128,000,000	2012/02/01
60205	Daiwa Capital Mkt	HSI R Bear CBBC May 2012 T	0.250	20,200 per 11,000 units	20,000 per 11,000 units	2012/05/30	168,000,000	2012/02/01
60206	Daiwa Capital Mkt	HSI R Bear CBBC May 2012 U	0.250	21,300 per 11,000 units	21,100 per 11,000 units	2012/05/30	128,000,000	2012/02/01
60221	Daiwa Capital Mkt	HSI R Bear CBBC May 2012 V	0.250	22,200 per 11,000 units	22,000 per 11,000 units	2012/05/30	128,000,000	2012/02/01
60222	Daiwa Capital Mkt	HSI R Bear CBBC May 2012 W	0.250	22,100 per 13,000 units	21,900 per 13,000 units	2012/05/30	128,000,000	2012/02/01
60223	Daiwa Capital Mkt	HSI R Bear CBBC May 2012 X	0.250	22,000 per 11,000 units	21,800 per 11,000 units	2012/05/30	128,000,000	2012/02/01
60213	HK Bank	BOCL R Bull CBBC Dec 2012 B	0.250	2.65	2.88	2012/12/18	100,000,000	2012/02/01
60212	HK Bank	CC Bank R Bull CBBC Oct 2012 A	0.250	5.18	5.48	2012/10/18	120,000,000	2012/02/01
60214	HK Bank	A50 R Bull CBBC Dec 2012 A	0.250	10.18	10.48	2012/12/28	120,000,000	2012/02/01
60215	HK Bank	HSI R Bull CBBC Aug 2012 J	0.250	18,988 per 15,000 units	19,388 per 15,000 units	2012/08/30	250,000,000	2012/02/01
60216	HK Bank	HSI R Bull CBBC Sep 2012 C	0.250	18,488 per 15,000 units	18,888 per 15,000 units	2012/09/27	250,000,000	2012/02/01
60217	HK Bank	HSI R Bear CBBC Aug 2012 K	0.250	23,388 per 15,000 units	23,088 per 15,000 units	2012/08/30	250,000,000	2012/02/01
60218	HK Bank	HSI R Bear CBBC Oct 2012 C	0.250	24,188 per 25,000 units	23,888 per 25,000 units	2012/10/30	250,000,000	2012/02/01
60201	Merrill Lynch Int'l & Co. C.V.	HSI R Bull CBBC Sep 2012 C	0.250	19,200 per 12,000 units	19,600 per 12,000 units	2012/09/27	40,000,000	2012/02/01
60226	SGA Societe Generale Acceptance N.V.	HSI R Bull CBBC May 12T	0.250	19,900 per 10,000 units	20,100 per 10,000 units	2012/05/30	200,000,000	2012/02/01
60207	SGA Societe Generale Acceptance N.V.	HSI R Bear CBBC May 12N	0.250	20,300 per 10,000 units	20,100 per 10,000 units	2012/05/30	200,000,000	2012/02/01
60241	UBS AG	ABC R Bear CBBC Jul 2012 C	0.250	4.5	4.25	2012/07/30	100,000,000	2012/02/01
60240	UBS AG	A50 China R Bull CBBC May 2012 K	0.250	10.7	11	2012/05/14	100,000,000	2012/02/01
60239	UBS AG	HSCEI R Bull CBBC Sep 2012 C	0.250	10,300 per 10,000 units	10,500 per 10,000 units	2012/09/27	100,000,000	2012/02/01
60238	UBS AG	HSCEI R Bear CBBC Jul 2012 B	0.250	12,700 per 10,000 units	12,500 per 10,000 units	2012/07/30	100,000,000	2012/02/01
60235	UBS AG	HSI R Bull CBBC Aug 2012 U	0.250	19,800 per 10,000 units	20,000 per 10,000 units	2012/08/30	300,000,000	2012/02/01
60234	UBS AG	HSI R Bull CBBC Sep 2012 L	0.250	19,900 per 10,000 units	20,100 per 10,000 units	2012/09/27	300,000,000	2012/02/01
60236	UBS AG	HSI R Bull CBBC Sep 2012 M	0.250	19,600 per 10,000 units	19,800 per 10,000 units	2012/09/27	300,000,000	2012/02/01
60237	UBS AG	HSI R Bull CBBC Oct 2012 A	0.250	18,950 per 12,000 units	19,150 per 12,000 units	2012/10/30	300,000,000	2012/02/01

Newly listed callable bull/bear contracts in 2012 (continued)

Code	Issuer	Name of issue	Issue prices (HK\$)	Strike price (HKD) / Strike level per 10 units	Call price (HKD) / Call level per 10 units	Expiry date	No. of issue (units)	Listing date
60211	UBS AG	HSI R Bear CBBC May 2012 R	0.250	20,200 per 10,000 units	20,000 per 10,000 units	2012/05/30	300,000,000	2012/02/01
60233	UBS AG	HSI R Bear CBBC Jul 2012 Q	0.280	22,900 per 10,000 units	22,700 per 10,000 units	2012/07/30	300,000,000	2012/02/01
60227	UBS AG	HSI R Bear CBBC Aug 2012 T	0.310	23,200 per 10,000 units	23,000 per 10,000 units	2012/08/30	300,000,000	2012/02/01
60232	UBS AG	HSI R Bear CBBC Sep 2012 K	0.290	23,000 per 10,000 units	22,800 per 10,000 units	2012/09/27	300,000,000	2012/02/01
60242	UBS AG	Hutchison R Bull CBBC Jul 2012 C	0.250	64.50 per 100 units	67.50 per 100 units	2012/07/16	100,000,000	2012/02/01
65872 [†]	HK Bank	HSI R Bear CBBC Jun 2012 A	0.112	22,388 per 20,000 units	22,088 per 20,000 units	2012/06/28	200,000,000	2012/02/01
65576 [†]	HK Bank	HSI R Bear CBBC Apr 2012 A	0.183	22,988 per 15,000 units	22,688 per 15,000 units	2012/04/27	250,000,000	2012/02/01
60288	BNP Paribas Arbit Issu B.V.	HSI R Bull CBBC Jul 2012 D	0.250	20,200 per 10,000 units	20,400 per 10,000 units	2012/07/30	200,000,000	2012/02/02
60289	BNP Paribas Arbit Issu B.V.	HSI R Bull CBBC Jul 2012 E	0.250	20,100 per 10,000 units	20,300 per 10,000 units	2012/07/30	200,000,000	2012/02/02
60290	BNP Paribas Arbit Issu B.V.	HSI R Bull CBBC Jul 2012 F	0.250	20,000 per 10,000 units	20,200 per 10,000 units	2012/07/30	200,000,000	2012/02/02
60291	BNP Paribas Arbit Issu B.V.	HSI R Bull CBBC Jul 2012 G	0.250	19,900 per 10,000 units	20,100 per 10,000 units	2012/07/30	200,000,000	2012/02/02
60284	BNP Paribas Arbit Issu B.V.	HSI R Bear CBBC Jun 2012 H	0.250	22,100 per 10,000 units	21,900 per 10,000 units	2012/06/28	200,000,000	2012/02/02
60285	BNP Paribas Arbit Issu B.V.	HSI R Bear CBBC Jul 2012 A	0.250	21,900 per 10,000 units	21,700 per 10,000 units	2012/07/30	200,000,000	2012/02/02
60286	BNP Paribas Arbit Issu B.V.	HSI R Bear CBBC Jul 2012 B	0.250	21,700 per 10,000 units	21,500 per 10,000 units	2012/07/30	200,000,000	2012/02/02
60287	BNP Paribas Arbit Issu B.V.	HSI R Bear CBBC Jul 2012 C	0.250	21,500 per 10,000 units	21,300 per 10,000 units	2012/07/30	200,000,000	2012/02/02
60264	Credit Suisse AG	China Life R Bull CBBC May 2012 E	0.250	21.45	22.45	2012/05/28	70,000,000	2012/02/02
60265	Credit Suisse AG	China Life R Bull CBBC Jun 2012 E	0.290	20.25	21.25	2012/06/25	70,000,000	2012/02/02
60278	Credit Suisse AG	HKEx R Bear CBBC May 2012 G	0.250	154 per 100 units	148 per 100 units	2012/05/28	70,000,000	2012/02/02
60257	Credit Suisse AG	HSI R Bull CBBC Aug 2012 H	0.250	19,800 per 10,000 units	20,000 per 10,000 units	2012/08/30	400,000,000	2012/02/02
60258	Credit Suisse AG	HSI R Bull CBBC Aug 2012 J	0.250	20,100 per 10,000 units	20,300 per 10,000 units	2012/08/30	400,000,000	2012/02/02
60280	Credit Suisse AG	HSI R Bull CBBC Aug 2012 L	0.250	20,238 per 10,000 units	20,438 per 10,000 units	2012/08/30	400,000,000	2012/02/02
60254	Credit Suisse AG	HSI R Bear CBBC May 2012 O	0.250	20,400 per 10,000 units	20,200 per 10,000 units	2012/05/30	400,000,000	2012/02/02
60252	Credit Suisse AG	HSI R Bear CBBC Aug 2012 Z	0.250	20,600 per 10,000 units	20,400 per 10,000 units	2012/08/30	400,000,000	2012/02/02
60259	Credit Suisse AG	HSI R Bear CBBC Sep 2012 I	0.310	23,300 per 10,000 units	23,100 per 10,000 units	2012/09/27	400,000,000	2012/02/02
60261	Credit Suisse AG	HSI R Bear CBBC Sep 2012 J	0.275	23,500 per 12,000 units	23,300 per 12,000 units	2012/09/27	400,000,000	2012/02/02
60260	Credit Suisse AG	HSI R Bear CBBC Oct 2012 E	0.325	23,400 per 10,000 units	23,200 per 10,000 units	2012/10/30	400,000,000	2012/02/02
60262	Credit Suisse AG	HSI R Bear CBBC Oct 2012 F	0.345	23,600 per 10,000 units	23,400 per 10,000 units	2012/10/30	400,000,000	2012/02/02
60263	Credit Suisse AG	HSI R Bear CBBC Nov 2012 A	0.355	23,700 per 10,000 units	23,500 per 10,000 units	2012/11/29	400,000,000	2012/02/02
60277	Credit Suisse AG	Hutchison R Bear CBBC Jun 2012 E	0.250	87.30 per 100 units	84.30 per 100 units	2012/06/25	70,000,000	2012/02/02
60282	Citigroup Global Mkt H Inc.	HSI R Bull CBBC May 2012 B	0.250	19,000 per 10,000 units	19,200 per 10,000 units	2012/05/30	150,000,000	2012/02/02
60281	Citigroup Global Mkt H Inc.	HSI R Bear CBBC May 2012 A	0.250	21,800 per 10,000 units	21,600 per 10,000 units	2012/05/30	150,000,000	2012/02/02
60283	Daiwa Capital Mkt	HSI R Bull CBBC May 2012 J	0.250	20,200 per 12,000 units	20,400 per 12,000 units	2012/05/30	128,000,000	2012/02/02
60250	Daiwa Capital Mkt	HSI R Bear CBBC May 2012 A	0.250	20,400 per 11,000 units	20,200 per 11,000 units	2012/05/30	128,000,000	2012/02/02
60251	Daiwa Capital Mkt	HSI R Bear CBBC May 2012 F	0.250	20,550 per 11,000 units	20,350 per 11,000 units	2012/05/30	128,000,000	2012/02/02
60245	Merrill Lynch Int'l & Co. C.V.	HSI R Bull CBBC Sep 2012 D	0.250	19,500 per 12,000 units	19,900 per 12,000 units	2012/09/27	40,000,000	2012/02/02
60246	SGA Societe Generale Acceptance N.V.	HSI R Bull CBBC May 12O	0.250	19,800 per 10,000 units	20,000 per 10,000 units	2012/05/30	200,000,000	2012/02/02
60256	SGA Societe Generale Acceptance N.V.	HSI R Bull CBBC Jul 12Y	0.250	20,100 per 10,000 units	20,300 per 10,000 units	2012/07/30	200,000,000	2012/02/02
60248	SGA Societe Generale Acceptance N.V.	HSI R Bear CBBC Jul 12W	0.250	20,600 per 10,000 units	20,400 per 10,000 units	2012/07/30	200,000,000	2012/02/02
60249	SGA Societe Generale Acceptance N.V.	HSI R Bear CBBC Jul 12X	0.250	20,400 per 10,000 units	20,200 per 10,000 units	2012/07/30	200,000,000	2012/02/02
60297	UBS AG	China Mobile R Bull CBBC Jun 2012 B	0.250	72 per 100 units	75 per 100 units	2012/06/18	100,000,000	2012/02/02
60296	UBS AG	CC Bank R Bull CBBC Jul 2012 D	0.250	5.7	6	2012/07/23	100,000,000	2012/02/02
60299	UBS AG	China Life R Bull CBBC Jun 2012 G	0.250	20.88	21.88	2012/06/04	100,000,000	2012/02/02
60294	UBS AG	HKEx R Bull CBBC Jul 2012 B	0.250	124 per 100 units	130 per 100 units	2012/07/09	100,000,000	2012/02/02

Newly listed callable bull/bear contracts in 2012 (continued)

Code	Issuer	Name of issue	Issue prices (HK\$)	Strike price (HKD) / Strike level per 10 units	Call price (HKD) / Call level per 10 units	Expiry date	No. of issue (units)	Listing date
60292	UBS AG	HSBC R Bull CBBC Jul 2012 A	0.250	59.50 per 100 units	62.50 per 100 units	2012/07/23	100,000,000	2012/02/02
60300	UBS AG	HSI R Bull CBBC Jul 2012 T	0.250	20,000 per 10,000 units	20,200 per 10,000 units	2012/07/30	300,000,000	2012/02/02
60301	UBS AG	HSI R Bull CBBC Sep 2012 N	0.250	20,200 per 10,000 units	20,400 per 10,000 units	2012/09/27	300,000,000	2012/02/02
60255	UBS AG	HSI R Bear CBBC May 2012 F	0.250	20,400 per 10,000 units	20,200 per 10,000 units	2012/05/30	300,000,000	2012/02/02
60279	UBS AG	HSI R Bear CBBC Jun 2012 W	0.250	20,600 per 10,000 units	20,400 per 10,000 units	2012/06/28	300,000,000	2012/02/02
60293	UBS AG	Hutchison R Bull CBBC Jun 2012 G	0.250	67 per 100 units	70 per 100 units	2012/06/11	100,000,000	2012/02/02
60298	UBS AG	ICBC R Bull CBBC Jul 2012 F	0.250	4.95	5.25	2012/07/03	100,000,000	2012/02/02
60295	UBS AG	TCH R Bull CBBC Jul 2012 E	0.250	172 per 100 units	180 per 100 units	2012/07/23	100,000,000	2012/02/02
60060 [†]	Daiwa Capital Mkt	HSI R Bull CBBC Jun 2012 P	0.068	19,420 per 11,000 units	19,620 per 11,000 units	2012/06/28	150,000,000	2012/02/02
60341	BNP Paribas Arbit Issu B.V.	HSI R Bull CBBC Sep 2012 A	0.250	20,300 per 10,000 units	20,500 per 10,000 units	2012/09/27	200,000,000	2012/02/03
60318	Credit Suisse AG	CCB R Bull CBBC Jun 2012 A	0.250	5.73	6.03	2012/06/25	70,000,000	2012/02/03
60319	Credit Suisse AG	HSBC R Bear CBBC May 2012 A	0.250	76.30 per 100 units	73.30 per 100 units	2012/05/28	70,000,000	2012/02/03
60325	Credit Suisse AG	HSI R Bull CBBC Aug 2012 K	0.250	20,000 per 10,000 units	20,200 per 10,000 units	2012/08/30	400,000,000	2012/02/03
60324	Credit Suisse AG	HSI R Bull CBBC Sep 2012 K	0.250	20,200 per 10,000 units	20,400 per 10,000 units	2012/09/27	400,000,000	2012/02/03
60342	Credit Suisse AG	HSI R Bull CBBC Sep 2012 L	0.250	20,300 per 10,000 units	20,500 per 10,000 units	2012/09/27	400,000,000	2012/02/03
60323	Credit Suisse AG	HSI R Bear CBBC Jun 2012 U	0.250	20,700 per 10,000 units	20,500 per 10,000 units	2012/06/28	400,000,000	2012/02/03
60320	Credit Suisse AG	Hutchison R Bull CBBC May 2012 C	0.250	67.75 per 100 units	70.75 per 100 units	2012/05/28	70,000,000	2012/02/03
60317	Credit Suisse AG	ICBC R Bull CBBC Jul 2012 B	0.250	4.98	5.28	2012/07/16	70,000,000	2012/02/03
60321	Credit Suisse AG	TCH R Bull CBBC Jun 2012 D	0.250	169 per 100 units	177 per 100 units	2012/06/25	70,000,000	2012/02/03
60315	Daiwa Capital Mkt	HSI R Bear CBBC Jun 2012 R	0.250	20,700 per 11,000 units	20,500 per 11,000 units	2012/06/28	128,000,000	2012/02/03
60312	HK Bank	HSI R Bull CBBC Oct 2012 E	0.250	19,488 per 15,000 units	19,888 per 15,000 units	2012/10/30	250,000,000	2012/02/03
60311	HK Bank	HSI R Bear CBBC Oct 2012 D	0.250	23,788 per 15,000 units	23,388 per 15,000 units	2012/10/30	250,000,000	2012/02/03
60313	HK Bank	HSI R Bear CBBC Dec 2012 A	0.250	25,288 per 25,000 units	24,888 per 25,000 units	2012/12/28	300,000,000	2012/02/03
60304	J P Morgan SP BV	HSI R Bull CBBC May 2012 S	0.250	19,500 per 12,000 units	19,700 per 12,000 units	2012/05/30	200,000,000	2012/02/03
60305	J P Morgan SP BV	HSI R Bull CBBC May 2012 T	0.250	19,800 per 15,000 units	20,000 per 15,000 units	2012/05/30	200,000,000	2012/02/03
60306	J P Morgan SP BV	HSI R Bull CBBC May 2012 U	0.250	20,100 per 10,000 units	20,300 per 10,000 units	2012/05/30	200,000,000	2012/02/03
60302	Merrill Lynch Int'l & Co. C.V.	HSI R Bull CBBC Sep 2012 E	0.250	19,800 per 12,000 units	20,200 per 12,000 units	2012/09/27	40,000,000	2012/02/03
60307	SGA Societe Generale Acceptance N.V.	HSI R Bull CBBC May 12U	0.250	20,000 per 10,000 units	20,200 per 10,000 units	2012/05/30	200,000,000	2012/02/03
60309	SGA Societe Generale Acceptance N.V.	HSI R Bull CBBC May 12V	0.250	20,200 per 10,000 units	20,400 per 10,000 units	2012/05/30	200,000,000	2012/02/03
60343	SGA Societe Generale Acceptance N.V.	HSI R Bull CBBC May 12W	0.250	20,300 per 10,000 units	20,500 per 10,000 units	2012/05/30	200,000,000	2012/02/03
60310	SGA Societe Generale Acceptance N.V.	HSI R Bear CBBC Jul 12Z	0.250	20,700 per 10,000 units	20,500 per 10,000 units	2012/07/30	200,000,000	2012/02/03
60340	UBS AG	HSBC R Bear CBBC Aug 2012 B	0.250	75.50 per 100 units	72.50 per 100 units	2012/08/06	100,000,000	2012/02/03
60336	UBS AG	HSI R Bull CBBC Jul 2012 B	0.250	20,300 per 10,000 units	20,500 per 10,000 units	2012/07/30	300,000,000	2012/02/03
60337	UBS AG	HSI R Bull CBBC Aug 2012 Y	0.250	20,100 per 10,000 units	20,300 per 10,000 units	2012/08/30	300,000,000	2012/02/03
60338	UBS AG	HSI R Bull CBBC Oct 2012 D	0.250	18,900 per 20,000 units	19,300 per 20,000 units	2012/10/30	300,000,000	2012/02/03
60339	UBS AG	HSI R Bull CBBC Nov 2012 A	0.250	18,400 per 20,000 units	18,800 per 20,000 units	2012/11/29	300,000,000	2012/02/03
60314	UBS AG	HSI R Bear CBBC May 2012 Z	0.250	20,700 per 10,000 units	20,500 per 10,000 units	2012/05/30	300,000,000	2012/02/03
60334	UBS AG	HSI R Bear CBBC Jul 2012 S	0.265	23,100 per 10,000 units	22,900 per 10,000 units	2012/07/30	300,000,000	2012/02/03
60332	UBS AG	HSI R Bear CBBC Aug 2012 V	0.325	23,700 per 10,000 units	23,500 per 10,000 units	2012/08/30	300,000,000	2012/02/03
60333	UBS AG	HSI R Bear CBBC Aug 2012 W	0.305	23,500 per 10,000 units	23,300 per 10,000 units	2012/08/30	300,000,000	2012/02/03
60335	UBS AG	HSI R Bear CBBC Aug 2012 X	0.250	22,800 per 10,000 units	22,600 per 10,000 units	2012/08/30	300,000,000	2012/02/03
60328	UBS AG	HSI R Bear CBBC Sep 2012 O	0.375	24,200 per 10,000 units	24,000 per 10,000 units	2012/09/27	300,000,000	2012/02/03
60327	UBS AG	HSI R Bear CBBC Oct 2012 B	0.425	24,700 per 10,000 units	24,500 per 10,000 units	2012/10/30	300,000,000	2012/02/03

Newly listed callable bull/bear contracts in 2012 (continued)

Code	Issuer	Name of issue	Issue prices (HK\$)	Strike price (HKD) / Strike level per 10 units	Call price (HKD) / Call level per 10 units	Expiry date	No. of issue (units)	Listing date
60331	UBS AG	HSI R Bear CBBC Oct 2012 C	0.355	24,000 per 10,000 units	23,800 per 10,000 units	2012/10/30	300,000,000	2012/02/03
60349	BNP Paribas Arbit Issu B.V.	HSI R Bear CBBC Jul 2012 H	0.250	20,400 per 10,000 units	20,200 per 10,000 units	2012/07/30	200,000,000	2012/02/06
60350	BNP Paribas Arbit Issu B.V.	HSI R Bear CBBC Jul 2012 I	0.250	20,500 per 10,000 units	20,300 per 10,000 units	2012/07/30	200,000,000	2012/02/06
60347	Credit Suisse AG	HSI R Bear CBBC May 2012 H	0.250	20,370 per 10,000 units	20,170 per 10,000 units	2012/05/30	400,000,000	2012/02/06
60348	Credit Suisse AG	HSI R Bear CBBC Jun 2012 K	0.250	20,500 per 12,000 units	20,300 per 12,000 units	2012/06/28	400,000,000	2012/02/06
60344	Daiwa Capital Mkt	HSI R Bull CBBC Jun 2012 S	0.250	20,300 per 11,000 units	20,500 per 11,000 units	2012/06/28	128,000,000	2012/02/06
60345	Daiwa Capital Mkt	HSI R Bear CBBC May 2012 L	0.250	20,900 per 11,000 units	20,700 per 11,000 units	2012/05/30	128,000,000	2012/02/06
60369	UBS AG	BOCL R Bear CBBC Sep 2012 B	0.250	3.98	3.68	2012/09/03	100,000,000	2012/02/06
60367	UBS AG	CM Bank R Bull CBBC Jun 2012 A	0.365	13.38	14.88	2012/06/11	50,000,000	2012/02/06
60368	UBS AG	CM Bank R Bear CBBC Jun 2012 B	0.340	20.38	18.88	2012/06/25	50,000,000	2012/02/06
60364	UBS AG	CNOOC R Bear CBBC Jul 2012 D	0.290	18.68	17.88	2012/07/09	100,000,000	2012/02/06
60361	UBS AG	Sinopec Corp R Bear CBBC Jun 2012 F	0.250	11.18	10.88	2012/06/28	100,000,000	2012/02/06
60351	UBS AG	HSI R Bull CBBC Nov 2012 B	0.250	19,400 per 20,000 units	19,800 per 20,000 units	2012/11/29	300,000,000	2012/02/06
60355	UBS AG	HSI R Bear CBBC May 2012 H	0.250	20,500 per 10,000 units	20,300 per 10,000 units	2012/05/30	300,000,000	2012/02/06
60354	UBS AG	HSI R Bear CBBC Sep 2012 P	0.375	23,900 per 10,000 units	23,700 per 10,000 units	2012/09/27	300,000,000	2012/02/06
60352	UBS AG	HSI R Bear CBBC Oct 2012 E	0.315	23,300 per 10,000 units	23,100 per 10,000 units	2012/10/30	300,000,000	2012/02/06
60353	UBS AG	HSI R Bear CBBC Oct 2012 F	0.345	23,600 per 10,000 units	23,400 per 10,000 units	2012/10/30	300,000,000	2012/02/06
60359	UBS AG	Jiangxi Copper R Bull CBBC Jul 2012 A	0.360	16.38	17.88	2012/07/09	50,000,000	2012/02/06
60360	UBS AG	Jiangxi Copper R Bear CBBC Jul 2012 B	0.395	23.88	21.88	2012/07/23	50,000,000	2012/02/06
60362	UBS AG	Li & Fung R Bull CBBC Jul 2012 A	0.315	14.38	15.88	2012/07/09	50,000,000	2012/02/06
60363	UBS AG	Li & Fung R Bear CBBC Jul 2012 B	0.340	20.88	19.38	2012/07/23	50,000,000	2012/02/06
60365	UBS AG	Sands China R Bull CBBC Jul 2012 A	0.500	21.88	23.88	2012/07/16	50,000,000	2012/02/06
60366	UBS AG	Sands China R Bear CBBC Jul 2012 B	0.510	31.88	29.88	2012/07/30	50,000,000	2012/02/06
60356	UBS AG	SHK Ppt R Bull CBBC Jul 2012 A	0.250	96 per 100 units	100 per 100 units	2012/07/16	100,000,000	2012/02/06
60357	UBS AG	SHK Ppt R Bear CBBC Aug 2012 A	0.250	124 per 100 units	120 per 100 units	2012/08/20	100,000,000	2012/02/06
60385	BNP Paribas Arbit Issu B.V.	HSI R Bear CBBC Jul 2012 J	0.250	20,700 per 10,000 units	20,500 per 10,000 units	2012/07/30	200,000,000	2012/02/07
60381	Credit Suisse AG	HKEs R Bull CBBC Jun 2012 C	0.250	124.80 per 100 units	130.80 per 100 units	2012/06/25	70,000,000	2012/02/07
60383	Credit Suisse AG	HKEs R Bear CBBC Jul 2012 A	0.285	161 per 100 units	155 per 100 units	2012/07/23	70,000,000	2012/02/07
60378	Credit Suisse AG	TCH R Bull CBBC May 2012 F	0.250	177.30 per 100 units	185.30 per 100 units	2012/05/28	70,000,000	2012/02/07
60380	Credit Suisse AG	TCH R Bear CBBC Jun 2012 E	0.350	223 per 100 units	215 per 100 units	2012/06/25	70,000,000	2012/02/07
60379	Credit Suisse AG	TCH R Bear CBBC Jul 2012 A	0.280	216 per 100 units	208 per 100 units	2012/07/23	70,000,000	2012/02/07
60384	Daiwa Capital Mkt	HSI R Bull CBBC May 2012 N	0.250	20,050 per 11,000 units	20,250 per 11,000 units	2012/05/30	208,000,000	2012/02/07
60377	HK Bank	China Life R Bull CBBC Sep 2012 A	0.320	19	19.8	2012/09/28	80,000,000	2012/02/07
60374	HK Bank	Sinopec Corp R Bull CBBC Dec 2012 A	0.250	8.08	8.38	2012/12/12	80,000,000	2012/02/07
60373	HK Bank	Sinopec Corp R Bear CBBC Aug 2012 A	0.250	11.38	11.08	2012/08/28	60,000,000	2012/02/07
60376	HK Bank	PetCh R Bull CBBC Dec 2012 A	0.250	9.88	10.38	2012/12/20	60,000,000	2012/02/07
60375	HK Bank	PetCh R Bear CBBC Oct 2012 C	0.250	13.28	12.88	2012/10/18	60,000,000	2012/02/07
60372	SGA Societe Generale Acceptance N.V.	HSI R Bear CBBC Jul 12G	0.250	20,500 per 10,000 units	20,300 per 10,000 units	2012/07/30	200,000,000	2012/02/07
60386	UBS AG	Cheung Kong R Bull CBBC Jul 2012 A	0.250	84 per 100 units	90 per 100 units	2012/07/09	100,000,000	2012/02/07
60387	UBS AG	CNOOC R Bull CBBC Jun 2012 B	0.250	14.08	14.88	2012/06/25	100,000,000	2012/02/07
60388	UBS AG	HSCEI R Bull CBBC Oct 2012 A	0.250	10,800 per 10,000 units	11,000 per 10,000 units	2012/10/30	100,000,000	2012/02/07
60391	UBS AG	HSI R Bear CBBC Aug 2012 Z	0.375	24,100 per 10,000 units	23,900 per 10,000 units	2012/08/30	300,000,000	2012/02/07
60389	UBS AG	HSI R Bear CBBC Sep 2012 Q	0.305	23,400 per 10,000 units	23,200 per 10,000 units	2012/09/27	300,000,000	2012/02/07

Newly listed callable bull/bear contracts in 2012 (continued)

Code	Issuer	Name of issue	Issue prices (HK\$)	Strike price (HKD) / Strike level per 10 units	Call price (HKD) / Call level per 10 units	Expiry date	No. of issue (units)	Listing date
60390	UBS AG	HSI R Bear CBBC Oct 2012 G	0.345	23,800 per 10,000 units	23,600 per 10,000 units	2012/10/30	300,000,000	2012/02/07
60392	UBS AG	Ping An R Bear CBBC Jun 2012 G	0.250	74.80 per 100 units	70 per 100 units	2012/06/25	100,000,000	2012/02/07
60419	BNP Paribas Arbit Issu B.V.	HSI R Bear CBBC Jul 2012 K	0.250	20,600 per 10,000 units	20,400 per 10,000 units	2012/07/30	200,000,000	2012/02/08
60398	Credit Suisse AG	Sinopec Corp R Bull CBBC May 2012 B	0.250	8.7	9	2012/05/21	50,000,000	2012/02/08
60399	Credit Suisse AG	Sinopec Corp R Bear CBBC May 2012 C	0.250	10.1	9.8	2012/05/21	50,000,000	2012/02/08
60400	Credit Suisse AG	Sinopec Corp R Bear CBBC Jun 2012 C	0.250	11.1	10.8	2012/06/25	50,000,000	2012/02/08
60401	Credit Suisse AG	HSI R Bull CBBC May 2012 Q	0.250	20,150 per 10,000 units	20,350 per 10,000 units	2012/05/30	400,000,000	2012/02/08
60402	Credit Suisse AG	HSI R Bull CBBC Jul 2012 B	0.250	19,700 per 15,000 units	19,900 per 15,000 units	2012/07/30	400,000,000	2012/02/08
60403	Credit Suisse AG	HSI R Bull CBBC Aug 2012 C	0.250	19,200 per 15,000 units	19,400 per 15,000 units	2012/08/30	400,000,000	2012/02/08
60404	Credit Suisse AG	HSI R Bull CBBC Sep 2012 M	0.250	18,700 per 15,000 units	18,900 per 15,000 units	2012/09/27	400,000,000	2012/02/08
60405	Credit Suisse AG	HSI R Bull CBBC Oct 2012 G	0.250	18,100 per 15,000 units	18,300 per 15,000 units	2012/10/30	400,000,000	2012/02/08
60406	Credit Suisse AG	HSI R Bull CBBC Nov 2012 B	0.250	17,700 per 15,000 units	17,900 per 15,000 units	2012/11/29	400,000,000	2012/02/08
60407	Credit Suisse AG	HSI R Bull CBBC Nov 2012 C	0.250	17,300 per 15,000 units	17,500 per 15,000 units	2012/11/29	400,000,000	2012/02/08
60408	Credit Suisse AG	HSI R Bear CBBC May 2012 R	0.250	20,850 per 10,000 units	20,650 per 10,000 units	2012/05/30	400,000,000	2012/02/08
60409	Credit Suisse AG	HSI R Bear CBBC Jul 2012 C	0.250	21,000 per 15,000 units	20,800 per 15,000 units	2012/07/30	400,000,000	2012/02/08
60410	Credit Suisse AG	HSI R Bear CBBC Aug 2012 D	0.250	21,500 per 15,000 units	21,300 per 15,000 units	2012/08/30	400,000,000	2012/02/08
60411	Credit Suisse AG	HSI R Bear CBBC Sep 2012 N	0.250	22,000 per 15,000 units	21,800 per 15,000 units	2012/09/27	400,000,000	2012/02/08
60412	Credit Suisse AG	HSI R Bear CBBC Oct 2012 H	0.250	22,500 per 15,000 units	22,300 per 15,000 units	2012/10/30	400,000,000	2012/02/08
60414	Credit Suisse AG	HSI R Bear CBBC Oct 2012 I	0.250	23,500 per 15,000 units	23,300 per 15,000 units	2012/10/30	400,000,000	2012/02/08
60413	Credit Suisse AG	HSI R Bear CBBC Nov 2012 D	0.250	23,000 per 15,000 units	22,800 per 15,000 units	2012/11/29	400,000,000	2012/02/08
60415	Credit Suisse AG	HSI R Bear CBBC Nov 2012 E	0.255	24,000 per 15,000 units	23,800 per 15,000 units	2012/11/29	400,000,000	2012/02/08
60416	Credit Suisse AG	TCH R Bear CBBC May 2012 G	0.250	197 per 100 units	189 per 100 units	2012/05/28	70,000,000	2012/02/08
60397	HK Bank	TCH R Bull CBBC Nov 2012 A	0.320	158.88 per 100 units	168.88 per 100 units	2012/11/20	80,000,000	2012/02/08
60396	HK Bank	TCH R Bear CBBC Oct 2012 A	0.330	220.88 per 100 units	210.88 per 100 units	2012/10/29	80,000,000	2012/02/08
60393	J P Morgan SP BV	HSI R Bear CBBC Jul 2012 A	0.250	21,800 per 10,000 units	21,600 per 10,000 units	2012/07/30	200,000,000	2012/02/08
60394	J P Morgan SP BV	HSI R Bear CBBC Jul 2012 B	0.250	22,000 per 10,000 units	21,800 per 10,000 units	2012/07/30	200,000,000	2012/02/08
60395	J P Morgan SP BV	HSI R Bear CBBC Jul 2012 C	0.250	22,200 per 10,000 units	22,000 per 10,000 units	2012/07/30	200,000,000	2012/02/08
60417	UBS AG	HSI R Bull CBBC Oct 2012 H	0.250	20,150 per 12,000 units	20,350 per 12,000 units	2012/10/30	300,000,000	2012/02/08
60418	UBS AG	HSI R Bull CBBC Oct 2012 I	0.250	19,450 per 12,000 units	19,650 per 12,000 units	2012/10/30	300,000,000	2012/02/08
60453	BNP Paribas Arbit Issu B.V.	HSI R Bull CBBC Sep 2012 B	0.250	20,500 per 10,000 units	20,700 per 10,000 units	2012/09/27	200,000,000	2012/02/09
60454	BNP Paribas Arbit Issu B.V.	HSI R Bull CBBC Sep 2012 C	0.250	20,400 per 10,000 units	20,600 per 10,000 units	2012/09/27	200,000,000	2012/02/09
60455	BNP Paribas Arbit Issu B.V.	HSI R Bull CBBC Sep 2012 D	0.250	20,300 per 10,000 units	20,500 per 10,000 units	2012/09/27	200,000,000	2012/02/09
60446	Credit Suisse AG	HSI R Bull CBBC May 2012 K	0.250	20,500 per 12,000 units	20,700 per 12,000 units	2012/05/30	400,000,000	2012/02/09
60445	Credit Suisse AG	HSI R Bull CBBC May 2012 L	0.250	20,538 per 10,000 units	20,738 per 10,000 units	2012/05/30	400,000,000	2012/02/09
60436	Credit Suisse AG	HSI R Bull CBBC Oct 2012 K	0.250	18,600 per 38,000 units	18,900 per 38,000 units	2012/10/30	300,000,000	2012/02/09
60437	Credit Suisse AG	HSI R Bull CBBC Nov 2012 G	0.250	19,600 per 38,000 units	19,900 per 38,000 units	2012/11/29	300,000,000	2012/02/09
60438	Credit Suisse AG	HSI R Bear CBBC May 2012 S	0.250	20,550 per 10,000 units	20,350 per 10,000 units	2012/05/30	400,000,000	2012/02/09
60439	Credit Suisse AG	HSI R Bear CBBC Jun 2012 O	0.250	20,800 per 10,000 units	20,600 per 10,000 units	2012/06/28	400,000,000	2012/02/09
60433	Credit Suisse AG	HSI R Bear CBBC Oct 2012 J	0.250	23,300 per 38,000 units	23,000 per 38,000 units	2012/10/30	300,000,000	2012/02/09
60434	Credit Suisse AG	HSI R Bear CBBC Nov 2012 F	0.250	24,600 per 38,000 units	24,300 per 38,000 units	2012/11/29	300,000,000	2012/02/09
60435	Credit Suisse AG	HSI R Bear CBBC Dec 2012 A	0.250	25,100 per 38,000 units	24,800 per 38,000 units	2012/12/28	300,000,000	2012/02/09
60443	Daiwa Capital Mkt	HSI R Bull CBBC May 2012 F	0.250	20,538 per 11,000 units	20,738 per 11,000 units	2012/05/30	208,000,000	2012/02/09
60424	Daiwa Capital Mkt	HSI R Bear CBBC May 2012 A	0.250	20,800 per 11,000 units	20,600 per 11,000 units	2012/05/30	208,000,000	2012/02/09

Newly listed callable bull/bear contracts in 2012 (continued)

Code	Issuer	Name of issue	Issue prices (HK\$)	Strike price (HKD) / Strike level per 10 units	Call price (HKD) / Call level per 10 units	Expiry date	No. of issue (units)	Listing date
60423	Daiwa Capital Mkt	HSI R Bear CBBC May 2012 T	0.250	20,550 per 11,000 units	20,350 per 11,000 units	2012/05/30	208,000,000	2012/02/09
60426	Daiwa Capital Mkt	HSI R Bear CBBC Jun 2012 T	0.250	21,900 per 11,000 units	21,700 per 11,000 units	2012/06/28	208,000,000	2012/02/09
60427	Daiwa Capital Mkt	HSI R Bear CBBC Jun 2012 U	0.250	22,268 per 10,000 units	22,068 per 10,000 units	2012/06/28	208,000,000	2012/02/09
60428	Daiwa Capital Mkt	HSI R Bear CBBC Jun 2012 V	0.250	22,388 per 11,000 units	22,188 per 11,000 units	2012/06/28	208,000,000	2012/02/09
60429	Daiwa Capital Mkt	HSI R Bear CBBC Jun 2012 W	0.250	22,550 per 10,000 units	22,350 per 10,000 units	2012/06/28	208,000,000	2012/02/09
60430	Daiwa Capital Mkt	HSI R Bear CBBC Jul 2012 C	0.250	22,600 per 11,000 units	22,400 per 11,000 units	2012/07/30	208,000,000	2012/02/09
60431	Daiwa Capital Mkt	HSI R Bear CBBC Jul 2012 D	0.250	22,700 per 11,000 units	22,500 per 11,000 units	2012/07/30	208,000,000	2012/02/09
60432	HK Bank	BOCL R Bear CBBC Nov 2012 A	0.250	4.18	3.88	2012/11/16	60,000,000	2012/02/09
60442	SGA Societe Generale Acceptance N.V.	HSI R Bull CBBC May 12I	0.250	20,400 per 10,000 units	20,600 per 10,000 units	2012/05/30	200,000,000	2012/02/09
60422	SGA Societe Generale Acceptance N.V.	HSI R Bear CBBC Jul 12F	0.250	20,600 per 10,000 units	20,400 per 10,000 units	2012/07/30	200,000,000	2012/02/09
60420	SGA Societe Generale Acceptance N.V.	HSI R Bear CBBC Jul 12H	0.250	20,800 per 10,000 units	20,600 per 10,000 units	2012/07/30	200,000,000	2012/02/09
60450	UBS AG	China Mobile R Bear CBBC Jun 2012 C	0.250	98 per 100 units	95 per 100 units	2012/06/18	100,000,000	2012/02/09
60452	UBS AG	COVS R Bear CBBC May 2012 C	0.295	17.88	16.88	2012/05/21	100,000,000	2012/02/09
60451	UBS AG	CC Bank R Bear CBBC Jul 2012 E	0.250	7.8	7.5	2012/07/30	100,000,000	2012/02/09
60448	UBS AG	HSCEI R Bear CBBC Jun 2012 C	0.250	13,200 per 10,000 units	13,000 per 10,000 units	2012/06/28	100,000,000	2012/02/09
60447	UBS AG	HSI R Bull CBBC Sep 2012 R	0.250	20,500 per 10,000 units	20,700 per 10,000 units	2012/09/27	300,000,000	2012/02/09
60441	UBS AG	HSI R Bear CBBC Jun 2012 C	0.250	20,600 per 10,000 units	20,400 per 10,000 units	2012/06/28	300,000,000	2012/02/09
60440	UBS AG	HSI R Bear CBBC Jun 2012 V	0.250	20,800 per 10,000 units	20,600 per 10,000 units	2012/06/28	300,000,000	2012/02/09
60449	UBS AG	Ping An R Bear CBBC Jul 2012 D	0.250	84.80 per 100 units	80 per 100 units	2012/07/09	100,000,000	2012/02/09
60469	BNP Paribas Arbit Issu B.V.	A50 Ch R Bull CBBC Dec 2012 E	0.250	10.5	10.8	2012/12/28	200,000,000	2012/02/10
60470	BNP Paribas Arbit Issu B.V.	A50 Ch R Bull CBBC Dec 2012 F	0.250	10.2	10.5	2012/12/28	200,000,000	2012/02/10
60468	BNP Paribas Arbit Issu B.V.	A50 R Bear CBBC Dec 2012 D	0.250	12.6	12.3	2012/12/28	200,000,000	2012/02/10
60472	Credit Suisse AG	HSI R Bull CBBC May 2012 C	0.250	20,400 per 10,000 units	20,600 per 10,000 units	2012/05/30	400,000,000	2012/02/10
60471	Credit Suisse AG	HSI R Bear CBBC May 2012 D	0.250	20,950 per 12,000 units	20,750 per 12,000 units	2012/05/30	400,000,000	2012/02/10
60473	Credit Suisse AG	HSI R Bear CBBC Sep 2012 O	0.325	23,800 per 10,000 units	23,600 per 10,000 units	2012/09/27	400,000,000	2012/02/10
60475	Credit Suisse AG	HSI R Bear CBBC Oct 2012 L	0.280	23,900 per 12,000 units	23,700 per 12,000 units	2012/10/30	400,000,000	2012/02/10
60476	Credit Suisse AG	HSI R Bear CBBC Nov 2012 H	0.370	24,200 per 10,000 units	24,000 per 10,000 units	2012/11/29	400,000,000	2012/02/10
60477	Daiwa Capital Mkt	HSI R Bear CBBC Jul 2012 E	0.250	22,800 per 12,000 units	22,600 per 12,000 units	2012/07/30	208,000,000	2012/02/10
60478	Daiwa Capital Mkt	HSI R Bear CBBC Jul 2012 F	0.250	23,200 per 11,000 units	23,000 per 11,000 units	2012/07/30	208,000,000	2012/02/10
60479	Daiwa Capital Mkt	HSI R Bear CBBC Jul 2012 G	0.290	23,400 per 10,000 units	23,200 per 10,000 units	2012/07/30	208,000,000	2012/02/10
60480	Daiwa Capital Mkt	HSI R Bear CBBC Aug 2012 C	0.300	23,700 per 11,000 units	23,500 per 11,000 units	2012/08/30	208,000,000	2012/02/10
60481	Daiwa Capital Mkt	HSI R Bear CBBC Aug 2012 D	0.250	23,000 per 11,000 units	22,800 per 11,000 units	2012/08/30	208,000,000	2012/02/10
60463	HK Bank	HSI R Bull CBBC Sep 2012 D	0.250	19,888 per 15,000 units	20,288 per 15,000 units	2012/09/27	250,000,000	2012/02/10
60464	J P Morgan SP BV	HSI R Bull CBBC Jul 2012 D	0.250	19,700 per 10,000 units	19,900 per 10,000 units	2012/07/30	200,000,000	2012/02/10
60465	J P Morgan SP BV	HSI R Bull CBBC Jul 2012 E	0.250	19,900 per 10,000 units	20,100 per 10,000 units	2012/07/30	200,000,000	2012/02/10
60466	J P Morgan SP BV	HSI R Bull CBBC Jul 2012 F	0.250	20,300 per 10,000 units	20,500 per 10,000 units	2012/07/30	200,000,000	2012/02/10
60467	J P Morgan SP BV	HSI R Bull CBBC Jul 2012 G	0.250	20,500 per 10,000 units	20,700 per 10,000 units	2012/07/30	200,000,000	2012/02/10
60456	Merrill Lynch Int'l & Co. C.V.	HSI R Bull CBBC Sep 2012 F	0.250	20,100 per 12,000 units	20,500 per 12,000 units	2012/09/27	40,000,000	2012/02/10
60457	SGA Societe Generale Acceptance N.V.	HSI R Bull CBBC May 12J	0.250	20,500 per 10,000 units	20,700 per 10,000 units	2012/05/30	200,000,000	2012/02/10
60461	SGA Societe Generale Acceptance N.V.	HSI R Bear CBBC Sep 12A	0.465	23,400 per 10,000 units	23,200 per 10,000 units	2012/09/27	200,000,000	2012/02/10
60462	SGA Societe Generale Acceptance N.V.	HSI R Bear CBBC Sep 12B	0.495	23,600 per 10,000 units	23,400 per 10,000 units	2012/09/27	200,000,000	2012/02/10

Newly listed callable bull/bear contracts in 2012 (continued)

Code	Issuer	Name of issue	Issue prices (HK\$)	Strike price (HKD) / Strike level per 10 units	Call price (HKD) / Call level per 10 units	Expiry date	No. of issue (units)	Listing date
60483	UBS AG	CNOOC R Bull CBBC Jul 2012 E	0.250	15.08	15.88	2012/07/09	100,000,000	2012/02/10
60488	UBS AG	CNOOC R Bear CBBC Jul 2012 F	0.295	19.68	18.88	2012/07/23	100,000,000	2012/02/10
60485	UBS AG	A50 China R Bull CBBC Jul 2012 C	0.250	10.7	11	2012/07/09	100,000,000	2012/02/10
60490	UBS AG	HSBC R Bear CBBC Aug 2012 C	0.250	83 per 100 units	80 per 100 units	2012/08/27	100,000,000	2012/02/10
60486	UBS AG	HSI R Bull CBBC Aug 2012 D	0.250	20,400 per 10,000 units	20,600 per 10,000 units	2012/08/30	300,000,000	2012/02/10
60487	UBS AG	HSI R Bull CBBC Oct 2012 J	0.250	20,550 per 12,000 units	20,750 per 12,000 units	2012/10/30	300,000,000	2012/02/10
60482	UBS AG	Hutchison R Bull CBBC Jul 2012 D	0.250	69.50 per 100 units	72.50 per 100 units	2012/07/23	100,000,000	2012/02/10
60489	UBS AG	Hutchison R Bear CBBC Jul 2012 E	0.250	93 per 100 units	90 per 100 units	2012/07/09	100,000,000	2012/02/10
60484	UBS AG	Ping An R Bull CBBC Jun 2012 H	0.250	55.20 per 100 units	60 per 100 units	2012/06/25	100,000,000	2012/02/10
65576*	HK Bank	HSI R Bear CBBC Apr 2012 A	0.164	22,988 per 15,000 units	22,688 per 15,000 units	2012/04/27	250,000,000	2012/02/10
60514	Credit Suisse AG	Sinopec Corp R Bull CBBC Jul 2012 B	0.250	8.7	9	2012/07/23	50,000,000	2012/02/13
60515	Credit Suisse AG	HSBC R Bear CBBC Jul 2012 A	0.250	80 per 100 units	77 per 100 units	2012/07/23	50,000,000	2012/02/13
60516	Credit Suisse AG	HSI R Bull CBBC May 2012 H	0.250	20,660 per 10,000 units	20,860 per 10,000 units	2012/05/30	400,000,000	2012/02/13
60517	Credit Suisse AG	HSI R Bull CBBC Jun 2012 U	0.250	20,600 per 12,000 units	20,800 per 12,000 units	2012/06/28	400,000,000	2012/02/13
60509	Credit Suisse AG	HSI R Bear CBBC May 2012 O	0.250	21,000 per 10,000 units	20,800 per 10,000 units	2012/05/30	400,000,000	2012/02/13
60510	Credit Suisse AG	HSI R Bear CBBC Jul 2012 F	0.250	21,200 per 10,000 units	21,000 per 10,000 units	2012/07/30	400,000,000	2012/02/13
60511	Credit Suisse AG	Hutchison R Bull CBBC Jul 2012 A	0.250	70.65 per 100 units	73.65 per 100 units	2012/07/23	70,000,000	2012/02/13
60513	Credit Suisse AG	Hutchison R Bear CBBC Jul 2012 B	0.250	92.40 per 100 units	89.40 per 100 units	2012/07/23	70,000,000	2012/02/13
60522	Daiwa Capital Mkt	HSCEI R Bull CBBC Aug 2012 A	0.250	10,600 per 11,000 units	10,800 per 11,000 units	2012/08/30	80,000,000	2012/02/13
60520	Daiwa Capital Mkt	HSCEI R Bear CBBC Jun 2012 C	0.250	13,300 per 11,000 units	13,100 per 11,000 units	2012/06/28	80,000,000	2012/02/13
60504	Daiwa Capital Mkt	HSI R Bear CBBC May 2012 B	0.250	20,960 per 11,000 units	20,760 per 11,000 units	2012/05/30	208,000,000	2012/02/13
60505	Daiwa Capital Mkt	HSI R Bear CBBC May 2012 L	0.250	21,200 per 11,000 units	21,000 per 11,000 units	2012/05/30	208,000,000	2012/02/13
60506	Daiwa Capital Mkt	HSI R Bear CBBC Jun 2012 X	0.250	21,050 per 10,000 units	20,850 per 10,000 units	2012/06/28	208,000,000	2012/02/13
60491	Merrill Lynch Int'l & Co. C.V.	HSI R Bear CBBC Oct 2012 A	0.250	21,400 per 12,000 units	21,100 per 12,000 units	2012/10/30	40,000,000	2012/02/13
60493	Merrill Lynch Int'l & Co. C.V.	HSI R Bear CBBC Oct 2012 B	0.260	21,700 per 12,000 units	21,400 per 12,000 units	2012/10/30	40,000,000	2012/02/13
60494	Merrill Lynch Int'l & Co. C.V.	HSI R Bear CBBC Oct 2012 C	0.265	22,000 per 12,000 units	21,700 per 12,000 units	2012/10/30	40,000,000	2012/02/13
60495	Merrill Lynch Int'l & Co. C.V.	HSI R Bear CBBC Oct 2012 D	0.270	22,300 per 12,000 units	22,000 per 12,000 units	2012/10/30	40,000,000	2012/02/13
60496	Merrill Lynch Int'l & Co. C.V.	HSI R Bear CBBC Oct 2012 E	0.275	22,600 per 12,000 units	22,300 per 12,000 units	2012/10/30	40,000,000	2012/02/13
60497	Merrill Lynch Int'l & Co. C.V.	HSI R Bear CBBC Oct 2012 F	0.280	22,900 per 12,000 units	22,600 per 12,000 units	2012/10/30	40,000,000	2012/02/13
60498	Merrill Lynch Int'l & Co. C.V.	HSI R Bear CBBC Oct 2012 G	0.285	23,200 per 12,000 units	22,900 per 12,000 units	2012/10/30	40,000,000	2012/02/13
60518	SGA Societe Generale Acceptance N.V.	HSI R Bull CBBC May 12K	0.250	20,600 per 10,000 units	20,800 per 10,000 units	2012/05/30	200,000,000	2012/02/13
60499	SGA Societe Generale Acceptance N.V.	HSI R Bear CBBC Jul 12D	0.250	21,000 per 10,000 units	20,800 per 10,000 units	2012/07/30	200,000,000	2012/02/13
60500	SGA Societe Generale Acceptance N.V.	HSI R Bear CBBC Jul 12E	0.250	21,100 per 10,000 units	20,900 per 10,000 units	2012/07/30	200,000,000	2012/02/13
60501	SGA Societe Generale Acceptance N.V.	HSI R Bear CBBC Jul 12W	0.250	21,200 per 10,000 units	21,000 per 10,000 units	2012/07/30	200,000,000	2012/02/13
60502	SGA Societe Generale Acceptance N.V.	HSI R Bear CBBC Sep 12C	0.520	23,800 per 10,000 units	23,600 per 10,000 units	2012/09/27	200,000,000	2012/02/13
60503	SGA Societe Generale Acceptance N.V.	HSI R Bear CBBC Sep 12D	0.540	24,000 per 10,000 units	23,800 per 10,000 units	2012/09/27	200,000,000	2012/02/13
60527	UBS AG	China Life R Bear CBBC Aug 2012 E	0.465	27.88	26.88	2012/08/20	100,000,000	2012/02/13
60526	UBS AG	A50 China R Bear CBBC Aug 2012 B	0.250	12.3	12	2012/08/06	100,000,000	2012/02/13
60519	UBS AG	HSI R Bull CBBC Aug 2012 E	0.250	20,600 per 10,000 units	20,800 per 10,000 units	2012/08/30	300,000,000	2012/02/13
60507	UBS AG	HSI R Bear CBBC May 2012 G	0.250	21,200 per 10,000 units	21,000 per 10,000 units	2012/05/30	300,000,000	2012/02/13
60508	UBS AG	HSI R Bear CBBC May 2012 R	0.250	21,000 per 10,000 units	20,800 per 10,000 units	2012/05/30	300,000,000	2012/02/13
60525	UBS AG	HSI R Bear CBBC Sep 2012 S	0.370	24,400 per 10,000 units	24,200 per 10,000 units	2012/09/27	300,000,000	2012/02/13

Newly listed callable bull/bear contracts in 2012 (continued)

Code	Issuer	Name of issue	Issue prices (HK\$)	Strike price (HKD) / Strike level per 10 units	Call price (HKD) / Call level per 10 units	Expiry date	No. of issue (units)	Listing date
60524	UBS AG	HSI R Bear CBBC Nov 2012 C	0.450	25,200 per 10,000 units	25,000 per 10,000 units	2012/11/29	300,000,000	2012/02/13
60523	UBS AG	HSI R Bear CBBC Dec 2012 A	0.250	25,700 per 20,000 units	25,300 per 20,000 units	2012/12/28	300,000,000	2012/02/13
60533	Credit Suisse AG	HSI R Bear CBBC Jun 2012 K	0.250	21,100 per 10,000 units	20,900 per 10,000 units	2012/06/28	400,000,000	2012/02/14
60535	Credit Suisse AG	HSI R Bear CBBC Jun 2012 W	0.250	20,900 per 10,000 units	20,700 per 10,000 units	2012/06/28	400,000,000	2012/02/14
60538	Daiwa Capital Mkt	HSI R Bear CBBC Jun 2012 Y	0.250	20,900 per 12,000 units	20,700 per 12,000 units	2012/06/28	208,000,000	2012/02/14
60528	J P Morgan SP BV	HSI R Bear CBBC Aug 2012 A	0.250	22,400 per 10,000 units	22,200 per 10,000 units	2012/08/30	200,000,000	2012/02/14
60529	J P Morgan SP BV	HSI R Bear CBBC Aug 2012 B	0.250	22,600 per 10,000 units	22,400 per 10,000 units	2012/08/30	200,000,000	2012/02/14
60530	J P Morgan SP BV	HSI R Bear CBBC Aug 2012 C	0.250	22,800 per 10,000 units	22,600 per 10,000 units	2012/08/30	200,000,000	2012/02/14
60531	J P Morgan SP BV	HSI R Bear CBBC Aug 2012 D	0.250	23,000 per 10,000 units	22,800 per 10,000 units	2012/08/30	200,000,000	2012/02/14
60532	J P Morgan SP BV	HSI R Bear CBBC Aug 2012 E	0.250	23,200 per 10,000 units	23,000 per 10,000 units	2012/08/30	200,000,000	2012/02/14
60534	SGA Societe Generale Acceptance N.V.	HSI R Bear CBBC Jul 12X	0.250	20,900 per 10,000 units	20,700 per 10,000 units	2012/07/30	200,000,000	2012/02/14
60542	UBS AG	HKEx R Bear CBBC Jun 2012 H	0.250	146 per 100 units	140 per 100 units	2012/06/25	100,000,000	2012/02/14
60541	UBS AG	HSBC R Bull CBBC Jul 2012 B	0.250	62 per 100 units	65 per 100 units	2012/07/13	100,000,000	2012/02/14
60540	UBS AG	HSI R Bull CBBC Oct 2012 K	0.250	20,350 per 12,000 units	20,550 per 12,000 units	2012/10/30	300,000,000	2012/02/14
60539	UBS AG	HSI R Bull CBBC Nov 2012 D	0.250	20,250 per 12,000 units	20,450 per 12,000 units	2012/11/29	300,000,000	2012/02/14
60536	UBS AG	HSI R Bear CBBC Jul 2012 I	0.250	21,100 per 10,000 units	20,900 per 10,000 units	2012/07/30	300,000,000	2012/02/14
60537	UBS AG	HSI R Bear CBBC Jul 2012 Z	0.250	20,900 per 10,000 units	20,700 per 10,000 units	2012/07/30	300,000,000	2012/02/14
60568	BNP Paribas Arbit Issu B.V.	HSI R Bull CBBC Sep 2012 M	0.250	20,800 per 10,000 units	21,000 per 10,000 units	2012/09/27	200,000,000	2012/02/15
60569	BNP Paribas Arbit Issu B.V.	HSI R Bull CBBC Sep 2012 N	0.250	20,700 per 10,000 units	20,900 per 10,000 units	2012/09/27	200,000,000	2012/02/15
60572	BNP Paribas Arbit Issu B.V.	HSI R Bull CBBC Sep 2012 O	0.250	20,600 per 10,000 units	20,800 per 10,000 units	2012/09/27	200,000,000	2012/02/15
60558	BNP Paribas Arbit Issu B.V.	HSI R Bear CBBC Sep 2012 E	0.250	23,000 per 10,000 units	22,800 per 10,000 units	2012/09/27	200,000,000	2012/02/15
60561	BNP Paribas Arbit Issu B.V.	HSI R Bear CBBC Sep 2012 F	0.250	22,900 per 10,000 units	22,700 per 10,000 units	2012/09/27	200,000,000	2012/02/15
60562	BNP Paribas Arbit Issu B.V.	HSI R Bear CBBC Sep 2012 G	0.250	22,800 per 10,000 units	22,600 per 10,000 units	2012/09/27	200,000,000	2012/02/15
60563	BNP Paribas Arbit Issu B.V.	HSI R Bear CBBC Sep 2012 H	0.250	22,700 per 10,000 units	22,500 per 10,000 units	2012/09/27	200,000,000	2012/02/15
60564	BNP Paribas Arbit Issu B.V.	HSI R Bear CBBC Sep 2012 I	0.250	22,600 per 10,000 units	22,400 per 10,000 units	2012/09/27	200,000,000	2012/02/15
60565	BNP Paribas Arbit Issu B.V.	HSI R Bear CBBC Sep 2012 J	0.250	22,500 per 10,000 units	22,300 per 10,000 units	2012/09/27	200,000,000	2012/02/15
60566	BNP Paribas Arbit Issu B.V.	HSI R Bear CBBC Sep 2012 K	0.250	22,400 per 10,000 units	22,200 per 10,000 units	2012/09/27	200,000,000	2012/02/15
60567	BNP Paribas Arbit Issu B.V.	HSI R Bear CBBC Sep 2012 L	0.250	22,300 per 10,000 units	22,100 per 10,000 units	2012/09/27	200,000,000	2012/02/15
60573	Credit Suisse AG	HSI R Bull CBBC May 2012 R	0.250	20,818 per 10,000 units	21,018 per 10,000 units	2012/05/30	400,000,000	2012/02/15
60574	Credit Suisse AG	HSI R Bull CBBC Jul 2012 G	0.250	20,800 per 12,000 units	21,000 per 12,000 units	2012/07/30	400,000,000	2012/02/15
60555	Daiwa Capital Mkt	HSI R Bull CBBC Jun 2012 Z	0.250	20,818 per 11,000 units	21,018 per 11,000 units	2012/06/28	208,000,000	2012/02/15
60556	Daiwa Capital Mkt	HSI R Bull CBBC Jul 2012 H	0.250	20,680 per 12,000 units	20,880 per 12,000 units	2012/07/30	208,000,000	2012/02/15
60557	Daiwa Capital Mkt	HSI R Bear CBBC Jul 2012 I	0.320	24,200 per 11,000 units	24,000 per 11,000 units	2012/07/30	208,000,000	2012/02/15
60548	HK Bank	CC Bank R Bear CBBC Sep 2012 A	0.250	7.2	6.9	2012/09/18	80,000,000	2012/02/15
60549	HK Bank	CC Bank R Bear CBBC Oct 2012 B	0.250	7.6	7.3	2012/10/16	80,000,000	2012/02/15
60552	HK Bank	CNOOC R Bull CBBC Nov 2012 A	0.350	13.58	14.38	2012/11/16	80,000,000	2012/02/15
60550	HK Bank	HKEx R Bull CBBC Oct 2012 A	0.300	108 per 100 units	116 per 100 units	2012/10/26	80,000,000	2012/02/15
60553	HK Bank	HSI R Bull CBBC Nov 2012 A	0.250	20,288 per 12,000 units	20,588 per 12,000 units	2012/11/29	250,000,000	2012/02/15
60551	HK Bank	Hutchison R Bull CBBC Nov 2012 A	0.250	62.88 per 100 units	66.88 per 100 units	2012/11/16	80,000,000	2012/02/15
60543	CC Rabobank B.A.	HSI R Bull CBBC Nov 2012 A	0.250	18,400 per 15,000 units	18,800 per 15,000 units	2012/11/29	150,000,000	2012/02/15
60544	CC Rabobank B.A.	HSI R Bull CBBC Nov 2012 B	0.250	18,800 per 15,000 units	19,200 per 15,000 units	2012/11/29	150,000,000	2012/02/15
60545	CC Rabobank B.A.	HSI R Bull CBBC Nov 2012 C	0.250	19,200 per 15,000 units	19,600 per 15,000 units	2012/11/29	150,000,000	2012/02/15
60546	CC Rabobank B.A.	HSI R Bull CBBC Nov 2012 D	0.250	19,600 per 15,000 units	20,000 per 15,000 units	2012/11/29	150,000,000	2012/02/15

Newly listed callable bull/bear contracts in 2012 (continued)

Code	Issuer	Name of issue	Issue prices (HK\$)	Strike price (HKD) / Strike level per 10 units	Call price (HKD) / Call level per 10 units	Expiry date	No. of issue (units)	Listing date
60547	CC Rabobank B.A.	HSI R Bear CBBC Nov 2012 E	0.250	22,400 per 15,000 units	22,000 per 15,000 units	2012/11/29	150,000,000	2012/02/15
60583	UBS AG	CNOOC R Bear CBBC Aug 2012 A	0.360	20.68	19.88	2012/08/13	100,000,000	2012/02/15
60585	UBS AG	Sinopec Corp R Bull CBBC Jul 2012 C	0.250	8.7	9	2012/07/09	100,000,000	2012/02/15
60584	UBS AG	Sinopec Corp R Bear CBBC Jul 2012 B	0.250	10.3	10	2012/07/16	100,000,000	2012/02/15
60586	UBS AG	HSBC R Bear CBBC Jul 2012 C	0.250	88 per 100 units	85 per 100 units	2012/07/23	100,000,000	2012/02/15
60582	UBS AG	HSCEI R Bear CBBC Jul 2012 C	0.250	13,700 per 10,000 units	13,500 per 10,000 units	2012/07/30	100,000,000	2012/02/15
60580	UBS AG	HSI R Bull CBBC Sep 2012 T	0.250	20,800 per 10,000 units	21,000 per 10,000 units	2012/09/27	300,000,000	2012/02/15
60581	UBS AG	HSI R Bull CBBC Nov 2012 F	0.250	20,650 per 12,000 units	20,850 per 12,000 units	2012/11/29	300,000,000	2012/02/15
60554	UBS AG	HSI R Bear CBBC Jun 2012 F	0.250	21,050 per 12,000 units	20,850 per 12,000 units	2012/06/28	300,000,000	2012/02/15
60579	UBS AG	HSI R Bear CBBC Jul 2012 M	0.250	21,250 per 12,000 units	21,050 per 12,000 units	2012/07/30	300,000,000	2012/02/15
60578	UBS AG	HSI R Bear CBBC Aug 2012 H	0.250	21,450 per 12,000 units	21,250 per 12,000 units	2012/08/30	300,000,000	2012/02/15
60577	UBS AG	HSI R Bear CBBC Oct 2012 L	0.330	24,300 per 10,000 units	24,100 per 10,000 units	2012/10/30	300,000,000	2012/02/15
60576	UBS AG	HSI R Bear CBBC Nov 2012 E	0.360	24,600 per 10,000 units	24,400 per 10,000 units	2012/11/27	300,000,000	2012/02/15
60575	UBS AG	HSI R Bear CBBC Dec 2012 B	0.250	25,200 per 20,000 units	24,800 per 20,000 units	2012/12/28	300,000,000	2012/02/15
60594	Credit Suisse AG	HKEx R Bull CBBC Jul 2012 B	0.250	132 per 100 units	138 per 100 units	2012/07/23	70,000,000	2012/02/16
60591	Credit Suisse AG	HSI R Bull CBBC May 2012 S	0.250	20,700 per 10,000 units	20,900 per 10,000 units	2012/05/30	400,000,000	2012/02/16
60592	Credit Suisse AG	HSI R Bear CBBC Jun 2012 O	0.250	21,250 per 10,000 units	21,050 per 10,000 units	2012/06/28	400,000,000	2012/02/16
60599	Credit Suisse AG	TCH R Bear CBBC Jul 2012 B	0.250	199 per 100 units	191 per 100 units	2012/07/23	70,000,000	2012/02/16
60587	Merrill Lynch Int'l & Co. C.V.	HSI R Bull CBBC Oct 2012 H	0.250	20,400 per 12,000 units	20,800 per 12,000 units	2012/10/30	40,000,000	2012/02/16
60590	SGA Societe Generale Acceptance N.V.	HSI R Bull CBBC Jul 12A	0.250	20,700 per 10,000 units	20,900 per 10,000 units	2012/07/30	200,000,000	2012/02/16
60589	SGA Societe Generale Acceptance N.V.	HSI R Bull CBBC Jul 12Z	0.250	20,800 per 10,000 units	21,000 per 10,000 units	2012/07/30	200,000,000	2012/02/16
60588	SGA Societe Generale Acceptance N.V.	HSI R Bear CBBC May 12N	0.250	21,500 per 11,000 units	21,300 per 11,000 units	2012/05/30	200,000,000	2012/02/16
60605	UBS AG	COVS R Bull CBBC Jul 2012 C	0.265	12.88	13.88	2012/07/23	100,000,000	2012/02/16
60604	UBS AG	COVS R Bear CBBC Jul 2012 B	0.340	18.88	17.88	2012/07/16	100,000,000	2012/02/16
60606	UBS AG	HKEx R Bull CBBC Jul 2012 C	0.250	129 per 100 units	135 per 100 units	2012/07/16	100,000,000	2012/02/16
60593	UBS AG	HSI R Bull CBBC Oct 2012 M	0.250	20,700 per 10,000 units	20,900 per 10,000 units	2012/10/30	300,000,000	2012/02/16
60608	UBS AG	HSI R Bear CBBC Oct 2012 N	0.350	24,500 per 10,000 units	24,300 per 10,000 units	2012/10/30	300,000,000	2012/02/16
60602	UBS AG	Jiangxi Copper R Bull CBBC Jul 2012 C	0.365	18.38	19.88	2012/07/16	100,000,000	2012/02/16
60600	UBS AG	Jiangxi Copper R Bear CBBC Aug 2012 A	0.590	27.88	25.88	2012/08/06	100,000,000	2012/02/16
60615	BNP Paribas Arbit Issu B.V.	HSI R Bear CBBC Sep 2012 P	0.250	21,200 per 10,000 units	21,000 per 10,000 units	2012/09/27	200,000,000	2012/02/17
60616	BNP Paribas Arbit Issu B.V.	HSI R Bear CBBC Sep 2012 Q	0.250	21,100 per 10,000 units	20,900 per 10,000 units	2012/09/27	200,000,000	2012/02/17
60617	Credit Suisse AG	HSI R Bull CBBC May 2012 L	0.250	20,583 per 10,000 units	20,783 per 10,000 units	2012/05/30	400,000,000	2012/02/17
60618	Credit Suisse AG	HSI R Bear CBBC May 2012 D	0.250	20,985 per 10,000 units	20,785 per 10,000 units	2012/05/30	400,000,000	2012/02/17
60611	Daiwa Capital Mkt	HSI R Bull CBBC May 2012 A	0.250	20,538 per 11,000 units	20,738 per 11,000 units	2012/05/30	208,000,000	2012/02/17
60609	Goldman Sachs SP (Asia)	HSI R Bear CBBC Aug 2012 A	0.251	28,500 per 30,000 units	28,000 per 30,000 units	2012/08/30	100,000,000	2012/02/17
60610	SGA Societe Generale Acceptance N.V.	HSI R Bull CBBC Jul 12B	0.250	20,500 per 11,000 units	20,700 per 11,000 units	2012/07/30	200,000,000	2012/02/17
60614	UBS AG	HKEx R Bear CBBC Jul 2012 D	0.250	151 per 100 units	145 per 100 units	2012/07/09	100,000,000	2012/02/17
60613	UBS AG	HSI R Bull CBBC Oct 2012 O	0.250	20,550 per 12,000 units	20,750 per 12,000 units	2012/10/30	300,000,000	2012/02/17
60612	UBS AG	HSI R Bull CBBC Nov 2012 G	0.250	20,750 per 12,000 units	20,950 per 12,000 units	2012/11/29	300,000,000	2012/02/17
60625	Credit Suisse AG	HSI R Bull CBBC May 2012 K	0.250	20,650 per 10,000 units	20,850 per 10,000 units	2012/05/30	400,000,000	2012/02/20
60626	Credit Suisse AG	HSI R Bull CBBC May 2012 O	0.250	20,500 per 12,000 units	20,700 per 12,000 units	2012/05/30	400,000,000	2012/02/20
60622	Credit Suisse AG	HSI R Bear CBBC May 2012 H	0.250	21,050 per 10,000 units	20,850 per 10,000 units	2012/05/30	400,000,000	2012/02/20
60619	Daiwa Capital Mkt	HSI R Bear CBBC May 2012 T	0.250	21,050 per 11,000 units	20,850 per 11,000 units	2012/05/30	208,000,000	2012/02/20

Newly listed callable bull/bear contracts in 2012 (continued)

Code	Issuer	Name of issue	Issue prices (HK\$)	Strike price (HKD) / Strike level per 10 units	Call price (HKD) / Call level per 10 units	Expiry date	No. of issue (units)	Listing date
60624	SGA Societe Generale Acceptance N.V.	HSI R Bull CBBC May 12J	0.250	20,600 per 10,000 units	20,800 per 10,000 units	2012/05/30	200,000,000	2012/02/20
60620	SGA Societe Generale Acceptance N.V.	HSI R Bear CBBC Jul 12C	0.250	21,000 per 10,000 units	20,800 per 10,000 units	2012/07/30	200,000,000	2012/02/20
60628	SGA Societe Generale Acceptance N.V.	HSI R Bear CBBC Jul 12G	0.250	21,100 per 10,000 units	20,900 per 10,000 units	2012/07/30	200,000,000	2012/02/20
60627	UBS AG	HSI R Bull CBBC Sep 2012 U	0.250	20,600 per 10,000 units	20,800 per 10,000 units	2012/09/27	300,000,000	2012/02/20
60621	UBS AG	HSI R Bear CBBC May 2012 E	0.250	21,000 per 10,000 units	20,800 per 10,000 units	2012/05/30	300,000,000	2012/02/20
60629	UBS AG	HSI R Bear CBBC May 2012 F	0.250	21,650 per 12,000 units	21,450 per 12,000 units	2012/05/30	300,000,000	2012/02/20
60635	HK Bank	HSI R Bull CBBC Nov 2012 C	0.250	19,288 per 15,000 units	19,688 per 15,000 units	2012/11/29	250,000,000	2012/02/21
60636	HK Bank	HSI R Bull CBBC Nov 2012 D	0.250	17,688 per 20,000 units	18,088 per 20,000 units	2012/11/29	250,000,000	2012/02/21
60637	HK Bank	HSI R Bull CBBC Dec 2012 B	0.250	18,688 per 20,000 units	19,088 per 20,000 units	2012/12/28	250,000,000	2012/02/21
60638	HK Bank	HSI R Bull CBBC Dec 2012 C	0.250	16,788 per 20,000 units	17,188 per 20,000 units	2012/12/28	250,000,000	2012/02/21
60632	HK Bank	HSI R Bear CBBC Nov 2012 B	0.250	23,188 per 20,000 units	22,888 per 20,000 units	2012/11/29	300,000,000	2012/02/21
60642	UBS AG	Cheung Kong R Bear CBBC Jul 2012 B	0.250	126 per 100 units	120 per 100 units	2012/07/16	100,000,000	2012/02/21
60631	UBS AG	HSI R Bull CBBC Oct 2012 P	0.250	20,500 per 10,000 units	20,700 per 10,000 units	2012/10/30	300,000,000	2012/02/21
60639	UBS AG	HSI R Bear CBBC Jun 2012 X	0.250	21,750 per 12,000 units	21,550 per 12,000 units	2012/06/28	300,000,000	2012/02/21
60630	UBS AG	HSI R Bear CBBC Jul 2012 O	0.250	21,100 per 10,000 units	20,900 per 10,000 units	2012/07/30	300,000,000	2012/02/21
60640	UBS AG	Sands China R Bull CBBC Jun 2012 A	0.425	23.88	25.88	2012/06/25	50,000,000	2012/02/21
60641	UBS AG	SHK Ppt R Bear CBBC Jul 2012 B	0.250	134 per 100 units	130 per 100 units	2012/07/16	100,000,000	2012/02/21
65611 *	HK Bank	HSI R Bear CBBC Apr 2012 B	0.093	22,688 per 15,000 units	22,288 per 15,000 units	2012/04/27	250,000,000	2012/02/21
60704	BNP Paribas Arbit Issu B.V.	HSI R Bull CBBC Sep 2012 V	0.250	21,100 per 10,000 units	21,300 per 10,000 units	2012/09/27	200,000,000	2012/02/22
60705	BNP Paribas Arbit Issu B.V.	HSI R Bull CBBC Sep 2012 W	0.250	21,000 per 10,000 units	21,200 per 10,000 units	2012/09/27	200,000,000	2012/02/22
60707	BNP Paribas Arbit Issu B.V.	HSI R Bull CBBC Sep 2012 X	0.250	20,900 per 10,000 units	21,100 per 10,000 units	2012/09/27	200,000,000	2012/02/22
60708	BNP Paribas Arbit Issu B.V.	HSI R Bull CBBC Sep 2012 Y	0.250	20,800 per 10,000 units	21,000 per 10,000 units	2012/09/27	200,000,000	2012/02/22
60700	BNP Paribas Arbit Issu B.V.	HSI R Bear CBBC Sep 2012 R	0.250	23,600 per 10,000 units	23,400 per 10,000 units	2012/09/27	200,000,000	2012/02/22
60701	BNP Paribas Arbit Issu B.V.	HSI R Bear CBBC Sep 2012 S	0.250	23,400 per 10,000 units	23,200 per 10,000 units	2012/09/27	200,000,000	2012/02/22
60702	BNP Paribas Arbit Issu B.V.	HSI R Bear CBBC Sep 2012 T	0.250	23,200 per 10,000 units	23,000 per 10,000 units	2012/09/27	200,000,000	2012/02/22
60703	BNP Paribas Arbit Issu B.V.	HSI R Bear CBBC Sep 2012 U	0.250	23,100 per 10,000 units	22,900 per 10,000 units	2012/09/27	200,000,000	2012/02/22
60655	Credit Suisse AG	HKEx R Bear CBBC Jul 2012 D	0.250	167.60 per 100 units	161.60 per 100 units	2012/07/30	60,000,000	2012/02/22
60656	Credit Suisse AG	HKEx R Bear CBBC Aug 2012 A	0.285	174 per 100 units	168 per 100 units	2012/08/13	60,000,000	2012/02/22
60693	Credit Suisse AG	HSI R Bull CBBC Jun 2012 W	0.250	21,165 per 10,000 units	21,365 per 10,000 units	2012/06/28	400,000,000	2012/02/22
60694	Credit Suisse AG	HSI R Bull CBBC Jul 2012 I	0.250	21,100 per 12,000 units	21,300 per 12,000 units	2012/07/30	400,000,000	2012/02/22
60698	Credit Suisse AG	HSI R Bull CBBC Jul 2012 K	0.250	20,800 per 10,000 units	21,000 per 10,000 units	2012/07/30	400,000,000	2012/02/22
60696	Credit Suisse AG	HSI R Bull CBBC Aug 2012 E	0.250	20,950 per 10,000 units	21,150 per 10,000 units	2012/08/30	400,000,000	2012/02/22
60650	Credit Suisse AG	HSI R Bear CBBC May 2012 R	0.250	21,118 per 10,000 units	20,918 per 10,000 units	2012/05/30	400,000,000	2012/02/22
60652	Credit Suisse AG	HSI R Bear CBBC Jun 2012 K	0.250	21,400 per 10,000 units	21,200 per 10,000 units	2012/06/28	400,000,000	2012/02/22
60651	Credit Suisse AG	HSI R Bear CBBC Jun 2012 U	0.250	21,200 per 12,000 units	21,000 per 12,000 units	2012/06/28	400,000,000	2012/02/22
60699	Credit Suisse AG	HSI R Bear CBBC Jul 2012 S	0.250	21,600 per 10,000 units	21,400 per 10,000 units	2012/07/30	400,000,000	2012/02/22
60657	Credit Suisse AG	HSI R Bear CBBC Oct 2012 M	0.285	24,000 per 10,000 units	23,800 per 10,000 units	2012/10/30	400,000,000	2012/02/22
60663	Credit Suisse AG	HSI R Bear CBBC Oct 2012 N	0.325	24,400 per 10,000 units	24,200 per 10,000 units	2012/10/30	400,000,000	2012/02/22
60660	Credit Suisse AG	HSI R Bear CBBC Nov 2012 I	0.295	24,100 per 10,000 units	23,900 per 10,000 units	2012/11/29	400,000,000	2012/02/22
60664	Credit Suisse AG	HSI R Bear CBBC Nov 2012 J	0.335	24,500 per 10,000 units	24,300 per 10,000 units	2012/11/29	400,000,000	2012/02/22
60666	Credit Suisse AG	HSI R Bear CBBC Nov 2012 K	0.355	24,700 per 10,000 units	24,500 per 10,000 units	2012/11/29	400,000,000	2012/02/22
60661	Credit Suisse AG	HSI R Bear CBBC Dec 2012 B	0.265	24,300 per 12,000 units	24,100 per 12,000 units	2012/12/28	400,000,000	2012/02/22
60665	Credit Suisse AG	HSI R Bear CBBC Dec 2012 C	0.290	24,600 per 12,000 units	24,400 per 12,000 units	2012/12/28	400,000,000	2012/02/22

Newly listed callable bull/bear contracts in 2012 (continued)

Code	Issuer	Name of issue	Issue prices (HK\$)	Strike price (HKD) / Strike level per 10 units	Call price (HKD) / Call level per 10 units	Expiry date	No. of issue (units)	Listing date
60653	Credit Suisse AG	TCH R Bull CBBC Jul 2012 C	0.250	178 per 100 units	186 per 100 units	2012/07/30	60,000,000	2012/02/22
60710	Citigroup Global Mkt H Inc.	HSI R Bull CBBC May 2012 D	0.250	20,200 per 10,000 units	20,400 per 10,000 units	2012/05/30	150,000,000	2012/02/22
60709	Citigroup Global Mkt H Inc.	HSI R Bear CBBC May 2012 C	0.250	22,400 per 11,000 units	22,200 per 11,000 units	2012/05/30	150,000,000	2012/02/22
60682	Daiwa Capital Mkt	A50 China R Bull CBBC Jul 2012 A	0.250	10.68	11.18	2012/07/03	80,000,000	2012/02/22
60683	Daiwa Capital Mkt	HSCEI R Bull CBBC Jun 2012 D	0.250	11,000 per 11,000 units	11,200 per 11,000 units	2012/06/28	98,000,000	2012/02/22
60692	Daiwa Capital Mkt	HSI R Bull CBBC Jun 2012 B	0.250	21,160 per 11,000 units	21,360 per 11,000 units	2012/06/28	208,000,000	2012/02/22
60691	Daiwa Capital Mkt	HSI R Bull CBBC Jun 2012 C	0.250	21,050 per 10,000 units	21,250 per 10,000 units	2012/06/28	208,000,000	2012/02/22
60685	Daiwa Capital Mkt	HSI R Bull CBBC Jun 2012 D	0.250	20,950 per 11,000 units	21,150 per 11,000 units	2012/06/28	208,000,000	2012/02/22
60684	Daiwa Capital Mkt	HSI R Bull CBBC Jul 2012 J	0.250	20,800 per 11,000 units	21,000 per 11,000 units	2012/07/30	208,000,000	2012/02/22
60647	Daiwa Capital Mkt	HSI R Bear CBBC May 2012 B	0.250	21,200 per 11,000 units	21,000 per 11,000 units	2012/05/30	208,000,000	2012/02/22
60646	Daiwa Capital Mkt	HSI R Bear CBBC May 2012 F	0.250	21,400 per 12,000 units	21,200 per 12,000 units	2012/05/30	208,000,000	2012/02/22
60671	Daiwa Capital Mkt	HSI R Bear CBBC May 2012 L	0.250	21,600 per 11,000 units	21,400 per 11,000 units	2012/05/30	208,000,000	2012/02/22
60675	J P Morgan SP BV	HSI R Bull CBBC Aug 2012 G	0.250	21,100 per 10,000 units	21,300 per 10,000 units	2012/08/30	200,000,000	2012/02/22
60678	J P Morgan SP BV	HSI R Bull CBBC Aug 2012 H	0.250	20,800 per 10,000 units	21,000 per 10,000 units	2012/08/30	200,000,000	2012/02/22
60679	J P Morgan SP BV	HSI R Bull CBBC Aug 2012 I	0.250	20,600 per 10,000 units	20,800 per 10,000 units	2012/08/30	200,000,000	2012/02/22
60680	J P Morgan SP BV	HSI R Bull CBBC Aug 2012 J	0.250	20,400 per 10,000 units	20,600 per 10,000 units	2012/08/30	200,000,000	2012/02/22
60674	J P Morgan SP BV	HSI R Bear CBBC Aug 2012 F	0.250	23,700 per 10,000 units	23,500 per 10,000 units	2012/08/30	200,000,000	2012/02/22
60668	SGA Societe Generale Acceptance N.V.	HSI R Bull CBBC May 12K	0.250	20,900 per 10,000 units	21,100 per 10,000 units	2012/05/30	200,000,000	2012/02/22
60669	SGA Societe Generale Acceptance N.V.	HSI R Bull CBBC Jul 12E	0.250	21,100 per 10,000 units	21,300 per 10,000 units	2012/07/30	200,000,000	2012/02/22
60670	SGA Societe Generale Acceptance N.V.	HSI R Bull CBBC Jul 12X	0.250	21,000 per 10,000 units	21,200 per 10,000 units	2012/07/30	200,000,000	2012/02/22
60645	SGA Societe Generale Acceptance N.V.	HSI R Bear CBBC Jul 12D	0.250	21,400 per 10,000 units	21,200 per 10,000 units	2012/07/30	200,000,000	2012/02/22
60643	SGA Societe Generale Acceptance N.V.	HSI R Bear CBBC Jul 12F	0.250	21,200 per 10,000 units	21,000 per 10,000 units	2012/07/30	200,000,000	2012/02/22
60644	SGA Societe Generale Acceptance N.V.	HSI R Bear CBBC Jul 12H	0.250	21,300 per 10,000 units	21,100 per 10,000 units	2012/07/30	200,000,000	2012/02/22
60673	SGA Societe Generale Acceptance N.V.	HSI R Bear CBBC Jul 12J	0.250	21,600 per 10,000 units	21,400 per 10,000 units	2012/07/30	200,000,000	2012/02/22
60681	SGA Societe Generale Acceptance N.V.	HSI R Bear CBBC Sep 12E	0.250	21,700 per 11,000 units	21,500 per 11,000 units	2012/09/27	200,000,000	2012/02/22
60716	UBS AG	China Mobile R Bull CBBC Jul 2012 A	0.250	75 per 100 units	78 per 100 units	2012/07/09	100,000,000	2012/02/22
60715	UBS AG	China Life R Bull CBBC Aug 2012 F	0.250	20.88	21.88	2012/08/06	100,000,000	2012/02/22
60717	UBS AG	CNOOC R Bull CBBC Jul 2012 G	0.250	16.08	16.88	2012/07/23	100,000,000	2012/02/22
60721	UBS AG	HKEEx R Bull CBBC Sep 2012 A	0.250	134 per 100 units	140 per 100 units	2012/09/10	100,000,000	2012/02/22
60719	UBS AG	HKEEx R Bear CBBC Jul 2012 E	0.340	181 per 100 units	175 per 100 units	2012/07/30	100,000,000	2012/02/22
60714	UBS AG	HSI R Bull CBBC Sep 2012 V	0.250	20,800 per 10,000 units	21,000 per 10,000 units	2012/09/27	300,000,000	2012/02/22
60713	UBS AG	HSI R Bull CBBC Oct 2012 R	0.250	21,100 per 10,000 units	21,300 per 10,000 units	2012/10/30	300,000,000	2012/02/22
60649	UBS AG	HSI R Bear CBBC May 2012 Z	0.250	21,200 per 10,000 units	21,000 per 10,000 units	2012/05/30	300,000,000	2012/02/22
60648	UBS AG	HSI R Bear CBBC Jun 2012 N	0.250	21,400 per 10,000 units	21,200 per 10,000 units	2012/06/28	300,000,000	2012/02/22
60672	UBS AG	HSI R Bear CBBC Jun 2012 S	0.250	21,600 per 10,000 units	21,400 per 10,000 units	2012/06/28	300,000,000	2012/02/22
60718	UBS AG	TCH R Bear CBBC Jul 2012 F	0.445	238 per 100 units	230 per 100 units	2012/07/23	100,000,000	2012/02/22
60745	BNP Paribas Arbit Issu B.V.	HSI R Bull CBBC Sep 2012 B	0.250	20,500 per 10,000 units	20,700 per 10,000 units	2012/09/27	200,000,000	2012/02/23
60744	BNP Paribas Arbit Issu B.V.	HSI R Bear CBBC Sep 2012 Z	0.250	21,600 per 10,000 units	21,400 per 10,000 units	2012/09/27	200,000,000	2012/02/23
60729	Credit Suisse AG	HSI R Bull CBBC Jul 2012 Z	0.250	21,000 per 10,000 units	21,200 per 10,000 units	2012/07/30	400,000,000	2012/02/23
60740	Credit Suisse AG	HSI R Bear CBBC Jul 2012 C	0.250	21,500 per 10,000 units	21,300 per 10,000 units	2012/07/30	400,000,000	2012/02/23
60738	Credit Suisse AG	TCH R Bull CBBC Jul 2012 E	0.250	188 per 100 units	196 per 100 units	2012/07/30	70,000,000	2012/02/23
60739	Credit Suisse AG	TCH R Bull CBBC Jul 2012 F	0.250	184.10 per 100 units	192.10 per 100 units	2012/07/30	70,000,000	2012/02/23
60737	Credit Suisse AG	TCH R Bear CBBC Jul 2012 D	0.305	228 per 100 units	220 per 100 units	2012/07/30	70,000,000	2012/02/23

Newly listed callable bull/bear contracts in 2012 (continued)

Code	Issuer	Name of issue	Issue prices (HK\$)	Strike price (HKD) / Strike level per 10 units	Call price (HKD) / Call level per 10 units	Expiry date	No. of issue (units)	Listing date
60732	Daiwa Capital Mkt	HSI R Bull CBBC May 2012 R	0.250	20,400 per 11,000 units	20,600 per 11,000 units	2012/05/30	208,000,000	2012/02/23
60741	Daiwa Capital Mkt	HSI R Bull CBBC Jun 2012 E	0.250	20,750 per 12,000 units	20,950 per 12,000 units	2012/06/28	208,000,000	2012/02/23
60733	Daiwa Capital Mkt	HSI R Bear CBBC Jul 2012 K	0.250	22,450 per 12,000 units	22,250 per 12,000 units	2012/07/30	208,000,000	2012/02/23
60734	Daiwa Capital Mkt	HSI R Bear CBBC Jul 2012 L	0.250	22,900 per 11,000 units	22,700 per 11,000 units	2012/07/30	208,000,000	2012/02/23
60735	Daiwa Capital Mkt	HSI R Bear CBBC Jul 2012 M	0.250	23,100 per 10,000 units	22,900 per 10,000 units	2012/07/30	208,000,000	2012/02/23
60736	Daiwa Capital Mkt	HSI R Bear CBBC Aug 2012 E	0.250	23,300 per 12,000 units	23,100 per 12,000 units	2012/08/30	208,000,000	2012/02/23
60723	Goldman Sachs SP (Asia)	HSI R Bull CBBC Aug 2012 B	0.252	16,000 per 30,000 units	16,200 per 30,000 units	2012/08/30	120,000,000	2012/02/23
60727	HK Bank	HSI R Bull CBBC Dec 2012 F	0.250	20,588 per 15,000 units	20,888 per 15,000 units	2012/12/28	250,000,000	2012/02/23
60728	HK Bank	HSI R Bull CBBC Dec 2012 G	0.250	20,888 per 15,000 units	21,188 per 15,000 units	2012/12/28	250,000,000	2012/02/23
60724	HK Bank	HSI R Bear CBBC Nov 2012 E	0.250	23,988 per 15,000 units	23,688 per 15,000 units	2012/11/29	300,000,000	2012/02/23
60725	HK Bank	HSI R Bear CBBC Dec 2012 D	0.250	24,388 per 15,000 units	24,088 per 15,000 units	2012/12/28	300,000,000	2012/02/23
60726	HK Bank	HSI R Bear CBBC Dec 2012 E	0.250	24,788 per 15,000 units	24,488 per 15,000 units	2012/12/28	300,000,000	2012/02/23
60722	Merrill Lynch Int'l & Co. C.V.	HSI R Bull CBBC Oct 2012 I	0.250	20,700 per 12,000 units	21,100 per 12,000 units	2012/10/30	40,000,000	2012/02/23
60731	SGA Societe Generale Acceptance N.V.	HSI R Bear CBBC Jul 12K	0.250	21,500 per 10,000 units	21,300 per 10,000 units	2012/07/30	200,000,000	2012/02/23
60730	UBS AG	HSI R Bull CBBC Nov 2012 I	0.250	21,000 per 10,000 units	21,200 per 10,000 units	2012/11/29	300,000,000	2012/02/23
60742	UBS AG	HSI R Bear CBBC May 2012 H	0.250	21,500 per 10,000 units	21,300 per 10,000 units	2012/05/30	300,000,000	2012/02/23
60743	UBS AG	TCH R Bull CBBC Jun 2012 J	0.250	182 per 100 units	190 per 100 units	2012/06/25	100,000,000	2012/02/23
60781	BNP Paribas Arbit Issu B.V.	HSI R Bull CBBC Sep 2012 P	0.250	21,200 per 10,000 units	21,400 per 10,000 units	2012/09/27	200,000,000	2012/02/24
60780	BNP Paribas Arbit Issu B.V.	HSI R Bear CBBC Sep 2012 M	0.250	21,700 per 10,000 units	21,500 per 10,000 units	2012/09/27	200,000,000	2012/02/24
60765	Credit Suisse AG	China Life R Bull CBBC Jul 2012 A	0.250	21.5	22.5	2012/07/30	60,000,000	2012/02/24
60767	Credit Suisse AG	HKEx R Bear CBBC Jul 2012 E	0.250	155 per 100 units	149 per 100 units	2012/07/30	60,000,000	2012/02/24
60760	Credit Suisse AG	HSI R Bull CBBC May 2012 D	0.250	20,900 per 10,000 units	21,100 per 10,000 units	2012/05/30	400,000,000	2012/02/24
60777	Credit Suisse AG	HSI R Bull CBBC Jun 2012 B	0.250	21,290 per 10,000 units	21,490 per 10,000 units	2012/06/28	400,000,000	2012/02/24
60778	Credit Suisse AG	HSI R Bull CBBC Jul 2012 F	0.250	21,200 per 12,000 units	21,400 per 12,000 units	2012/07/30	400,000,000	2012/02/24
60756	Credit Suisse AG	HSI R Bull CBBC Aug 2012 F	0.250	20,700 per 15,000 units	20,900 per 15,000 units	2012/08/30	400,000,000	2012/02/24
60758	Credit Suisse AG	HSI R Bull CBBC Aug 2012 V	0.250	20,350 per 10,000 units	20,550 per 10,000 units	2012/08/30	400,000,000	2012/02/24
60754	Credit Suisse AG	HSI R Bull CBBC Sep 2012 P	0.250	20,200 per 15,000 units	20,400 per 15,000 units	2012/09/27	400,000,000	2012/02/24
60761	Credit Suisse AG	HSI R Bear CBBC Jun 2012 O	0.250	21,700 per 10,000 units	21,500 per 10,000 units	2012/06/28	400,000,000	2012/02/24
60762	Credit Suisse AG	HSI R Bear CBBC Jul 2012 G	0.250	22,350 per 10,000 units	22,150 per 10,000 units	2012/07/30	400,000,000	2012/02/24
60763	Credit Suisse AG	HSI R Bear CBBC Aug 2012 Z	0.250	22,750 per 10,000 units	22,550 per 10,000 units	2012/08/30	400,000,000	2012/02/24
60764	Credit Suisse AG	HSI R Bear CBBC Sep 2012 Q	0.250	23,050 per 10,000 units	22,850 per 10,000 units	2012/09/27	400,000,000	2012/02/24
60766	Credit Suisse AG	TCH R Bear CBBC Jul 2012 G	0.250	211 per 100 units	203 per 100 units	2012/07/30	60,000,000	2012/02/24
60779	Daiwa Capital Mkt	HSI R Bull CBBC May 2012 S	0.250	21,290 per 11,000 units	21,490 per 11,000 units	2012/05/30	208,000,000	2012/02/24
60772	HK Bank	A50 R Bull CBBC Nov 2012 A	0.250	10.48	10.88	2012/11/16	100,000,000	2012/02/24
60771	HK Bank	HKEx R Bull CBBC Nov 2012 B	0.260	120 per 100 units	128 per 100 units	2012/11/16	80,000,000	2012/02/24
60773	HK Bank	HKEx R Bear CBBC Nov 2012 C	0.270	168.88 per 100 units	160.88 per 100 units	2012/11/28	80,000,000	2012/02/24
60774	HK Bank	HSI R Bear CBBC May 2013 C	0.250	26,288 per 25,000 units	25,888 per 25,000 units	2013/05/30	300,000,000	2012/02/24
60770	HK Bank	TCH R Bull CBBC Nov 2012 B	0.320	168.88 per 100 units	178.88 per 100 units	2012/11/16	80,000,000	2012/02/24
60769	SGA Societe Generale Acceptance N.V.	HSI R Bull CBBC May 20N	0.250	21,200 per 10,000 units	21,400 per 10,000 units	2012/05/30	200,000,000	2012/02/24
60746	SGA Societe Generale Acceptance N.V.	HSI R Bull CBBC Oct 20A	0.265	18,600 per 15,000 units	18,800 per 15,000 units	2012/10/30	200,000,000	2012/02/24
60747	SGA Societe Generale Acceptance N.V.	HSI R Bull CBBC Oct 20B	0.250	19,100 per 15,000 units	19,300 per 15,000 units	2012/10/30	200,000,000	2012/02/24
60751	SGA Societe Generale Acceptance N.V.	HSI R Bear CBBC Sep 20F	0.330	23,000 per 10,000 units	22,800 per 10,000 units	2012/09/27	200,000,000	2012/02/24
60752	SGA Societe Generale Acceptance N.V.	HSI R Bear CBBC Sep 20G	0.280	22,700 per 10,000 units	22,500 per 10,000 units	2012/09/27	200,000,000	2012/02/24

Newly listed callable bull/bear contracts in 2012 (continued)

Code	Issuer	Name of issue	Issue prices (HK\$)	Strike price (HKD) / Strike level per 10 units	Call price (HKD) / Call level per 10 units	Expiry date	No. of issue (units)	Listing date
60748	SGA Societe Generale Acceptance N.V.	HSI R Bear CBBC Oct 20C	0.250	22,900 per 15,000 units	22,700 per 15,000 units	2012/10/30	200,000,000	2012/02/24
60749	SGA Societe Generale Acceptance N.V.	HSI R Bear CBBC Oct 20D	0.260	23,300 per 15,000 units	23,100 per 15,000 units	2012/10/30	200,000,000	2012/02/24
60750	SGA Societe Generale Acceptance N.V.	HSI R Bear CBBC Oct 20E	0.300	23,700 per 15,000 units	23,500 per 15,000 units	2012/10/30	200,000,000	2012/02/24
60776	UBS AG	HSI R Bull CBBC Sep 2012 W	0.250	21,200 per 10,000 units	21,400 per 10,000 units	2012/09/27	300,000,000	2012/02/24
60775	UBS AG	HSI R Bull CBBC Oct 2012 S	0.250	20,900 per 10,000 units	21,100 per 10,000 units	2012/10/30	300,000,000	2012/02/24
60768	UBS AG	HSI R Bear CBBC Jul 2012 F	0.250	21,700 per 10,000 units	21,500 per 10,000 units	2012/07/30	300,000,000	2012/02/24
60817	BNP Paribas Arbit Issu B.V.	HSCEI R Bull CBBC Dec 2012 B	0.250	10,900 per 5,000 units	11,100 per 5,000 units	2012/12/28	200,000,000	2012/02/27
60816	BNP Paribas Arbit Issu B.V.	HSCEI R Bear CBBC Dec 2012 A	0.250	12,600 per 5,000 units	12,400 per 5,000 units	2012/12/28	200,000,000	2012/02/27
60814	BNP Paribas Arbit Issu B.V.	HSI R Bear CBBC Sep 2012 Q	0.250	21,900 per 10,000 units	21,700 per 10,000 units	2012/09/27	200,000,000	2012/02/27
60811	BNP Paribas Arbit Issu B.V.	HSI R Bear CBBC Oct 2012 A	0.250	23,700 per 10,000 units	23,500 per 10,000 units	2012/10/30	200,000,000	2012/02/27
60812	BNP Paribas Arbit Issu B.V.	HSI R Bear CBBC Oct 2012 B	0.250	23,500 per 10,000 units	23,300 per 10,000 units	2012/10/30	200,000,000	2012/02/27
60813	BNP Paribas Arbit Issu B.V.	HSI R Bear CBBC Oct 2012 C	0.250	23,300 per 10,000 units	23,100 per 10,000 units	2012/10/30	200,000,000	2012/02/27
60815	BNP Paribas Arbit Issu B.V.	HSI R Bear CBBC Oct 2012 D	0.250	21,800 per 10,000 units	21,600 per 10,000 units	2012/10/30	200,000,000	2012/02/27
60801	Credit Suisse AG	HSI R Bull CBBC Jul 2012 J	0.250	21,438 per 10,000 units	21,638 per 10,000 units	2012/07/30	400,000,000	2012/02/27
60803	Credit Suisse AG	HSI R Bull CBBC Jul 2012 Q	0.250	21,250 per 10,000 units	21,450 per 10,000 units	2012/07/30	400,000,000	2012/02/27
60802	Credit Suisse AG	HSI R Bull CBBC Aug 2012 D	0.250	21,400 per 12,000 units	21,600 per 12,000 units	2012/08/30	400,000,000	2012/02/27
60796	Credit Suisse AG	HSI R Bear CBBC May 2012 H	0.250	21,750 per 10,000 units	21,550 per 10,000 units	2012/05/30	400,000,000	2012/02/27
60797	Credit Suisse AG	HSI R Bear CBBC Jul 2012 W	0.250	21,900 per 10,000 units	21,700 per 10,000 units	2012/07/30	400,000,000	2012/02/27
60804	Credit Suisse AG	HSI R Bear CBBC Oct 2012 O	0.335	24,800 per 10,000 units	24,600 per 10,000 units	2012/10/30	400,000,000	2012/02/27
60807	Credit Suisse AG	HSI R Bear CBBC Oct 2012 P	0.250	24,500 per 15,000 units	24,300 per 15,000 units	2012/10/30	400,000,000	2012/02/27
60805	Credit Suisse AG	HSI R Bear CBBC Nov 2012 L	0.355	25,000 per 10,000 units	24,800 per 10,000 units	2012/11/29	400,000,000	2012/02/27
60808	Credit Suisse AG	HSI R Bear CBBC Nov 2012 M	0.250	24,900 per 15,000 units	24,700 per 15,000 units	2012/11/29	400,000,000	2012/02/27
60806	Credit Suisse AG	HSI R Bear CBBC Dec 2012 D	0.385	25,200 per 10,000 units	25,000 per 10,000 units	2012/12/28	400,000,000	2012/02/27
60800	Daiwa Capital Mkt	HSI R Bull CBBC May 2012 T	0.250	21,438 per 11,000 units	21,638 per 11,000 units	2012/05/30	208,000,000	2012/02/27
60795	Daiwa Capital Mkt	HSI R Bear CBBC May 2012 Q	0.250	21,800 per 11,000 units	21,600 per 11,000 units	2012/05/30	208,000,000	2012/02/27
60794	Daiwa Capital Mkt	HSI R Bear CBBC May 2012 U	0.250	21,700 per 12,000 units	21,500 per 12,000 units	2012/05/30	208,000,000	2012/02/27
60782	Merrill Lynch Int'l & Co. C.V.	HSI R Bull CBBC Oct 2012 J	0.250	21,000 per 12,000 units	21,400 per 12,000 units	2012/10/30	40,000,000	2012/02/27
60799	SGA Societe Generale Acceptance N.V.	HSI R Bull CBBC Jul12 I	0.250	21,400 per 10,000 units	21,600 per 10,000 units	2012/07/30	200,000,000	2012/02/27
60798	SGA Societe Generale Acceptance N.V.	HSI R Bull CBBC Jul12 W	0.250	21,300 per 10,000 units	21,500 per 10,000 units	2012/07/30	200,000,000	2012/02/27
60791	SGA Societe Generale Acceptance N.V.	HSI R Bear CBBC Jul12 L	0.250	21,900 per 10,000 units	21,700 per 10,000 units	2012/07/30	200,000,000	2012/02/27
60792	SGA Societe Generale Acceptance N.V.	HSI R Bear CBBC Jul12 M	0.250	21,800 per 10,000 units	21,600 per 10,000 units	2012/07/30	200,000,000	2012/02/27
60783	SGA Societe Generale Acceptance N.V.	HSI R Bear CBBC Sep12 H	0.520	24,600 per 10,000 units	24,400 per 10,000 units	2012/09/27	200,000,000	2012/02/27
60784	SGA Societe Generale Acceptance N.V.	HSI R Bear CBBC Sep12 I	0.495	24,400 per 10,000 units	24,200 per 10,000 units	2012/09/27	200,000,000	2012/02/27
60785	SGA Societe Generale Acceptance N.V.	HSI R Bear CBBC Sep12 J	0.470	24,200 per 10,000 units	24,000 per 10,000 units	2012/09/27	200,000,000	2012/02/27
60786	SGA Societe Generale Acceptance N.V.	HSI R Bear CBBC Sep12 K	0.430	23,900 per 10,000 units	23,700 per 10,000 units	2012/09/27	200,000,000	2012/02/27
60787	SGA Societe Generale Acceptance N.V.	HSI R Bear CBBC Sep12 L	0.405	23,700 per 10,000 units	23,500 per 10,000 units	2012/09/27	200,000,000	2012/02/27
60789	SGA Societe Generale Acceptance N.V.	HSI R Bear CBBC Sep12 M	0.375	23,500 per 10,000 units	23,300 per 10,000 units	2012/09/27	200,000,000	2012/02/27
60790	SGA Societe Generale Acceptance N.V.	HSI R Bear CBBC Sep12 N	0.345	23,300 per 10,000 units	23,100 per 10,000 units	2012/09/27	200,000,000	2012/02/27
60809	UBS AG	HSI R Bull CBBC Oct 2012 T	0.250	21,300 per 10,000 units	21,500 per 10,000 units	2012/10/30	300,000,000	2012/02/27
60810	UBS AG	HSI R Bull CBBC Nov 2012 J	0.250	21,400 per 10,000 units	21,600 per 10,000 units	2012/11/29	300,000,000	2012/02/27
60793	UBS AG	HSI R Bear CBBC May 2012 I	0.250	21,800 per 10,000 units	21,600 per 10,000 units	2012/05/30	300,000,000	2012/02/27
60822	Credit Suisse AG	HSI R Bull CBBC Sep 2012 R	0.250	21,050 per 10,000 units	21,250 per 10,000 units	2012/09/27	400,000,000	2012/02/28
60829	Credit Suisse AG	HSI R Bull CBBC Nov 2012 O	0.250	19,800 per 25,000 units	20,000 per 25,000 units	2012/11/29	400,000,000	2012/02/28

Newly listed callable bull/bear contracts in 2012 (continued)

Code	Issuer	Name of issue	Issue prices (HK\$)	Strike price (HKD) / Strike level per 10 units	Call price (HKD) / Call level per 10 units	Expiry date	No. of issue (units)	Listing date
60830	Credit Suisse AG	HSI R Bull CBBC Dec 2012 G	0.250	18,800 per 25,000 units	19,000 per 25,000 units	2012/12/28	400,000,000	2012/02/28
60831	Credit Suisse AG	HSI R Bull CBBC Dec 2012 H	0.250	17,800 per 25,000 units	18,000 per 25,000 units	2012/12/28	400,000,000	2012/02/28
60824	Credit Suisse AG	HSI R Bear CBBC Aug 2012 S	0.250	21,550 per 10,000 units	21,350 per 10,000 units	2012/08/30	400,000,000	2012/02/28
60823	Credit Suisse AG	HSI R Bear CBBC Sep 2012 S	0.250	21,800 per 10,000 units	21,600 per 10,000 units	2012/09/27	400,000,000	2012/02/28
60827	Credit Suisse AG	HSI R Bear CBBC Oct 2012 Q	0.250	24,100 per 25,000 units	23,900 per 25,000 units	2012/10/30	400,000,000	2012/02/28
60828	Credit Suisse AG	HSI R Bear CBBC Nov 2012 N	0.250	23,100 per 25,000 units	22,900 per 25,000 units	2012/11/29	400,000,000	2012/02/28
60825	Credit Suisse AG	HSI R Bear CBBC Dec 2012 E	0.250	26,000 per 25,000 units	25,800 per 25,000 units	2012/12/28	400,000,000	2012/02/28
60826	Credit Suisse AG	HSI R Bear CBBC Dec 2012 F	0.250	25,100 per 25,000 units	24,900 per 25,000 units	2012/12/28	400,000,000	2012/02/28
60836	Daiwa Capital Mkt	HSI R Bear CBBC Jun 2012 F	0.250	21,900 per 11,000 units	21,700 per 11,000 units	2012/06/28	208,000,000	2012/02/28
60837	Daiwa Capital Mkt	HSI R Bear CBBC Jul 2012 N	0.250	23,500 per 11,000 units	23,300 per 11,000 units	2012/07/30	208,000,000	2012/02/28
60838	Daiwa Capital Mkt	HSI R Bear CBBC Jul 2012 O	0.250	23,600 per 10,000 units	23,400 per 10,000 units	2012/07/30	208,000,000	2012/02/28
60839	Daiwa Capital Mkt	HSI R Bear CBBC Aug 2012 F	0.250	23,800 per 12,000 units	23,600 per 12,000 units	2012/08/30	208,000,000	2012/02/28
60840	Daiwa Capital Mkt	HSI R Bear CBBC Aug 2012 G	0.250	23,900 per 11,000 units	23,700 per 11,000 units	2012/08/30	208,000,000	2012/02/28
60821	HK Bank	China Life R Bull CBBC Oct 2012 B	0.400	20.18	21.68	2012/10/18	80,000,000	2012/02/28
60820	HK Bank	CNOOC R Bear CBBC Nov 2012 B	0.300	20.38	19.38	2012/11/16	80,000,000	2012/02/28
60819	HK Bank	TCH R Bear CBBC Dec 2012 A	0.410	233.88 per 100 units	223.88 per 100 units	2012/12/18	80,000,000	2012/02/28
60843	UBS AG	Sinopec Corp R Bear CBBC Jun 2012 G	0.250	9.6	9.3	2012/06/18	100,000,000	2012/02/28
60835	UBS AG	HSI R Bull CBBC Sep 2012 X	0.250	20,450 per 12,000 units	20,650 per 12,000 units	2012/09/27	300,000,000	2012/02/28
60832	UBS AG	HSI R Bull CBBC Nov 2012 K	0.250	21,150 per 12,000 units	21,350 per 12,000 units	2012/11/29	300,000,000	2012/02/28
60833	UBS AG	HSI R Bear CBBC Jun 2012 I	0.250	21,900 per 10,000 units	21,700 per 10,000 units	2012/06/28	300,000,000	2012/02/28
60834	UBS AG	HSI R Bear CBBC Oct 2012 U	0.250	22,250 per 12,000 units	22,050 per 12,000 units	2012/10/30	300,000,000	2012/02/28
60841	UBS AG	Hutchison R Bull CBBC Jul 2012 F	0.250	72 per 100 units	75 per 100 units	2012/07/09	100,000,000	2012/02/28
60842	UBS AG	TCH R Bear CBBC Jun 2012 K	0.250	208 per 100 units	200 per 100 units	2012/06/18	100,000,000	2012/02/28
60217 ⁴	HK Bank	HSI R Bear CBBC Aug 2012 K	0.145	23,388 per 15,000 units	23,088 per 15,000 units	2012/08/30	250,000,000	2012/02/28
60860	BNP Paribas Arbit Issu B.V.	HSI R Bull CBBC Dec 2012 A	0.250	21,300 per 10,000 units	21,500 per 10,000 units	2012/12/28	200,000,000	2012/02/29
60857	BNP Paribas Arbit Issu B.V.	HSI R Bear CBBC Oct 2012 E	0.330	24,700 per 10,000 units	24,500 per 10,000 units	2012/10/30	200,000,000	2012/02/29
60859	BNP Paribas Arbit Issu B.V.	HSI R Bear CBBC Oct 2012 F	0.300	24,200 per 10,000 units	24,000 per 10,000 units	2012/10/30	200,000,000	2012/02/29
60846	Credit Suisse AG	HSI R Bull CBBC Jun 2012 K	0.250	21,150 per 10,000 units	21,350 per 10,000 units	2012/06/28	400,000,000	2012/02/29
60845	Credit Suisse AG	HSI R Bear CBBC Jun 2012 W	0.250	21,950 per 10,000 units	21,750 per 10,000 units	2012/06/28	400,000,000	2012/02/29
60844	Daiwa Capital Mkt	HSI R Bull CBBC Jun 2012 H	0.250	21,180 per 11,000 units	21,380 per 11,000 units	2012/06/28	208,000,000	2012/02/29
60853	Daiwa Capital Mkt	HSI R Bull CBBC Jun 2012 J	0.250	21,348 per 10,000 units	21,548 per 10,000 units	2012/06/28	208,000,000	2012/02/29
60854	Daiwa Capital Mkt	HSI R Bear CBBC Aug 2012 H	0.250	24,100 per 11,000 units	23,900 per 11,000 units	2012/08/30	208,000,000	2012/02/29
60855	Daiwa Capital Mkt	HSI R Bear CBBC Sep 2012 A	0.250	24,000 per 20,000 units	23,800 per 20,000 units	2012/09/27	208,000,000	2012/02/29
60847	Goldman Sachs SP (Asia)	HSI R Bear CBBC May 2012 A	0.252	22,838 per 12,000 units	22,638 per 12,000 units	2012/05/30	150,000,000	2012/02/29
60848	Goldman Sachs SP (Asia)	HSI R Bear CBBC May 2012 B	0.254	23,038 per 12,000 units	22,838 per 12,000 units	2012/05/30	150,000,000	2012/02/29
60849	SGA Societe Generale Acceptance N.V.	HSI R Bear CBBC Jul 12C	0.250	21,700 per 10,000 units	21,500 per 10,000 units	2012/07/30	200,000,000	2012/02/29
60863	UBS AG	HSI R Bull CBBC Nov 2012 L	0.250	21,250 per 12,000 units	21,450 per 12,000 units	2012/11/29	300,000,000	2012/02/29
60850	UBS AG	HSI R Bear CBBC May 2012 J	0.250	21,750 per 12,000 units	21,550 per 12,000 units	2012/05/30	300,000,000	2012/02/29
60862	UBS AG	Ping An R Bull CBBC Jul 2012 E	0.250	60.20 per 100 units	65 per 100 units	2012/07/23	100,000,000	2012/02/29
60865	Credit Suisse AG	HSI R Bear CBBC Jun 2012 U	0.250	21,600 per 10,000 units	21,400 per 10,000 units	2012/06/28	400,000,000	2012/03/01
60866	Daiwa Capital Mkt	HSI R Bear CBBC Jun 2012 R	0.250	21,550 per 11,000 units	21,350 per 11,000 units	2012/06/28	208,000,000	2012/03/01
60864	SGA Societe Generale Acceptance N.V.	HSI R Bear CBBC Jul 12G	0.250	21,600 per 10,000 units	21,400 per 10,000 units	2012/07/30	200,000,000	2012/03/01
60869	UBS AG	China Life R Bull CBBC Aug 2012 G	0.250	22.88	23.88	2012/08/13	100,000,000	2012/03/01

Newly listed callable bull/bear contracts in 2012 (continued)

Code	Issuer	Name of issue	Issue prices (HK\$)	Strike price (HKD) / Strike level per 10 units	Call price (HKD) / Call level per 10 units	Expiry date	No. of issue (units)	Listing date
60868	UBS AG	HSI R Bull CBBC Nov 2012 M	0.250	20,850 per 12,000 units	21,050 per 12,000 units	2012/11/29	300,000,000	2012/03/01
60867	UBS AG	HSI R Bear CBBC Jun 2012 W	0.250	21,600 per 10,000 units	21,400 per 10,000 units	2012/06/28	300,000,000	2012/03/01
60880	Credit Suisse AG	HSI R Bull CBBC Jun 2012 B	0.250	21,200 per 10,000 units	21,400 per 10,000 units	2012/06/28	400,000,000	2012/03/02
60878	Goldman Sachs SP (Asia)	HSI R Bull CBBC Jun 2012 A	0.250	20,158 per 12,000 units	20,358 per 12,000 units	2012/06/28	150,000,000	2012/03/02
60879	Goldman Sachs SP (Asia)	HSI R Bull CBBC Jun 2012 B	0.252	20,388 per 12,000 units	20,588 per 12,000 units	2012/06/28	150,000,000	2012/03/02
60873	J P Morgan SP BV	HSI R Bull CBBC Aug 2012 L	0.250	20,100 per 8,000 units	20,400 per 8,000 units	2012/08/30	200,000,000	2012/03/02
60876	J P Morgan SP BV	HSI R Bull CBBC Aug 2012 M	0.250	20,800 per 8,000 units	21,100 per 8,000 units	2012/08/30	200,000,000	2012/03/02
60877	J P Morgan SP BV	HSI R Bull CBBC Aug 2012 N	0.250	21,100 per 10,000 units	21,300 per 10,000 units	2012/08/30	300,000,000	2012/03/02
60872	J P Morgan SP BV	HSI R Bear CBBC Aug 2012 K	0.250	22,400 per 8,000 units	22,100 per 8,000 units	2012/08/30	200,000,000	2012/03/02
60870	Merrill Lynch Int'l & Co. C.V.	HSI R Bear CBBC Oct 2012 K	0.250	22,000 per 12,000 units	21,700 per 12,000 units	2012/10/30	40,000,000	2012/03/02
60875	SGA Societe Generale Acceptance N.V.	HSI R Bull CBBC Jul 12O	0.250	21,100 per 10,000 units	21,300 per 10,000 units	2012/07/30	200,000,000	2012/03/02
60881	SGA Societe Generale Acceptance N.V.	HSI R Bull CBBC Jul 12P	0.250	21,200 per 10,000 units	21,400 per 10,000 units	2012/07/30	200,000,000	2012/03/02
60871	SGA Societe Generale Acceptance N.V.	HSI R Bull CBBC Oct 12F	0.250	19,600 per 15,000 units	19,800 per 15,000 units	2012/10/30	200,000,000	2012/03/02
60884	UBS AG	A50 China R Bull CBBC Jul 2012 D	0.250	11.2	11.5	2012/07/30	100,000,000	2012/03/02
60882	UBS AG	HSI R Bull CBBC Oct 2012 V	0.250	21,200 per 10,000 units	21,400 per 10,000 units	2012/10/30	300,000,000	2012/03/02
60883	UBS AG	HSI R Bull CBBC Dec 2012 C	0.250	21,050 per 12,000 units	21,250 per 12,000 units	2012/12/28	300,000,000	2012/03/02
60912	BNP Paribas Arbit Issu B.V.	HSI R Bear CBBC Oct 2012 G	0.250	21,600 per 10,000 units	21,400 per 10,000 units	2012/10/30	200,000,000	2012/03/05
60913	BNP Paribas Arbit Issu B.V.	HSI R Bear CBBC Oct 2012 H	0.250	21,500 per 10,000 units	21,300 per 10,000 units	2012/10/30	200,000,000	2012/03/05
60894	Credit Suisse AG	China Life R Bull CBBC Jul 2012 B	0.250	22.38	23.38	2012/07/23	60,000,000	2012/03/05
60895	Credit Suisse AG	China Life R Bear CBBC Jul 2012 A	0.250	25.8	24.8	2012/07/23	60,000,000	2012/03/05
60896	Credit Suisse AG	A50 China R Bull CBBC Jul 2012 A	0.250	10.78	11.08	2012/07/23	60,000,000	2012/03/05
60897	Credit Suisse AG	A50 China R Bull CBBC Jul 2012 B	0.250	11.18	11.48	2012/07/23	60,000,000	2012/03/05
60898	Credit Suisse AG	A50 China R Bear CBBC Jul 2012 A	0.250	14.1	13.8	2012/07/23	60,000,000	2012/03/05
60908	Credit Suisse AG	HSI R Bull CBBC Jul 2012 G	0.250	20,900 per 10,000 units	21,100 per 10,000 units	2012/07/30	400,000,000	2012/03/05
60892	Credit Suisse AG	HSI R Bull CBBC Jul 2012 S	0.250	21,100 per 10,000 units	21,300 per 10,000 units	2012/07/30	400,000,000	2012/03/05
60893	Credit Suisse AG	HSI R Bull CBBC Jul 2012 W	0.250	21,250 per 10,000 units	21,450 per 10,000 units	2012/07/30	400,000,000	2012/03/05
60891	Credit Suisse AG	HSI R Bear CBBC Jul 2012 K	0.250	21,700 per 10,000 units	21,500 per 10,000 units	2012/07/30	400,000,000	2012/03/05
60909	Credit Suisse AG	HSI R Bear CBBC Jul 2012 Z	0.250	21,450 per 10,000 units	21,250 per 10,000 units	2012/07/30	400,000,000	2012/03/05
60899	Daiwa Capital Mkt	HSI R Bull CBBC Jun 2012 F	0.250	21,050 per 10,000 units	21,250 per 10,000 units	2012/06/28	208,000,000	2012/03/05
60907	Daiwa Capital Mkt	HSI R Bear CBBC Jun 2012 X	0.250	21,420 per 11,000 units	21,220 per 11,000 units	2012/06/28	208,000,000	2012/03/05
60889	Daiwa Capital Mkt	HSI R Bear CBBC Jun 2012 Z	0.250	21,700 per 12,000 units	21,500 per 12,000 units	2012/06/28	208,000,000	2012/03/05
60885	Goldman Sachs SP (Asia)	HSI R Bear CBBC Jun 2012 A	0.251	22,638 per 12,000 units	22,438 per 12,000 units	2012/06/28	150,000,000	2012/03/05
60886	Goldman Sachs SP (Asia)	HSI R Bear CBBC Jun 2012 B	0.253	22,438 per 12,000 units	22,238 per 12,000 units	2012/06/28	150,000,000	2012/03/05
60887	Goldman Sachs SP (Asia)	HSI R Bear CBBC Jun 2012 C	0.252	22,238 per 12,000 units	22,038 per 12,000 units	2012/06/28	150,000,000	2012/03/05
60903	SGA Societe Generale Acceptance N.V.	HSI R Bull CBBC Jul12E	0.250	21,000 per 10,000 units	21,200 per 10,000 units	2012/07/30	200,000,000	2012/03/05
60904	SGA Societe Generale Acceptance N.V.	HSI R Bull CBBC Jul12I	0.250	20,900 per 10,000 units	21,100 per 10,000 units	2012/07/30	200,000,000	2012/03/05
60910	SGA Societe Generale Acceptance N.V.	HSI R Bear CBBC Jul 12Z	0.250	21,500 per 10,000 units	21,300 per 10,000 units	2012/07/30	200,000,000	2012/03/05
60902	UBS AG	AIA R Bull CBBC Sep 2012 A	0.250	26.88	27.88	2012/09/10	100,000,000	2012/03/05
60901	UBS AG	AIA R Bear CBBC Jul 2012 A	0.460	33.88	32.88	2012/07/03	100,000,000	2012/03/05
60905	UBS AG	HSI R Bull CBBC Oct 2012 W	0.250	20,900 per 10,000 units	21,100 per 10,000 units	2012/10/30	300,000,000	2012/03/05
60906	UBS AG	HSI R Bull CBBC Oct 2012 X	0.250	21,100 per 10,000 units	21,300 per 10,000 units	2012/10/30	300,000,000	2012/03/05

Newly listed callable bull/bear contracts in 2012 (continued)

Code	Issuer	Name of issue	Issue prices (HK\$)	Strike price (HKD) / Strike level per 10 units	Call price (HKD) / Call level per 10 units	Expiry date	No. of issue (units)	Listing date
60911	UBS AG	HSI R Bear CBBC Jun 2012 Y	0.250	21,450 per 12,000 units	21,250 per 12,000 units	2012/06/28	300,000,000	2012/03/05
60890	UBS AG	HSI R Bear CBBC Jul 2012 C	0.250	21,700 per 10,000 units	21,500 per 10,000 units	2012/07/30	300,000,000	2012/03/05
60943	BNP Paribas Arbit Issu B.V.	HSI R Bull CBBC Dec 2012 B	0.250	21,200 per 10,000 units	21,400 per 10,000 units	2012/12/28	200,000,000	2012/03/06
60944	BNP Paribas Arbit Issu B.V.	HSI R Bull CBBC Dec 2012 C	0.250	21,100 per 10,000 units	21,300 per 10,000 units	2012/12/28	200,000,000	2012/03/06
60945	BNP Paribas Arbit Issu B.V.	HSI R Bull CBBC Dec 2012 D	0.250	21,000 per 10,000 units	21,200 per 10,000 units	2012/12/28	200,000,000	2012/03/06
60946	BNP Paribas Arbit Issu B.V.	HSI R Bull CBBC Dec 2012 E	0.250	20,900 per 10,000 units	21,100 per 10,000 units	2012/12/28	200,000,000	2012/03/06
60938	Credit Suisse AG	HSI R Bull CBBC Jul 2012 F	0.250	20,750 per 10,000 units	20,950 per 10,000 units	2012/07/30	400,000,000	2012/03/06
60939	Credit Suisse AG	HSI R Bull CBBC Jul 2012 I	0.250	21,368 per 10,000 units	21,568 per 10,000 units	2012/07/30	400,000,000	2012/03/06
60936	Credit Suisse AG	HSI R Bull CBBC Aug 2012 Z	0.250	21,000 per 10,000 units	21,200 per 10,000 units	2012/08/30	400,000,000	2012/03/06
60940	Credit Suisse AG	HSI R Bear CBBC Jun 2012 A	0.250	22,150 per 10,000 units	21,950 per 10,000 units	2012/06/28	400,000,000	2012/03/06
60931	Credit Suisse AG	HSI R Bear CBBC Aug 2012 V	0.250	21,550 per 10,000 units	21,350 per 10,000 units	2012/08/30	400,000,000	2012/03/06
60949	Citigroup Global Mkt H Inc.	HSI R Bear CBBC Jun 2012 A	0.250	23,400 per 12,000 units	23,200 per 12,000 units	2012/06/28	200,000,000	2012/03/06
60950	Citigroup Global Mkt H Inc.	HSI R Bear CBBC Jun 2012 B	0.250	22,800 per 10,000 units	22,600 per 10,000 units	2012/06/28	200,000,000	2012/03/06
60937	Daiwa Capital Mkt	HSI R Bull CBBC Jun 2012 Z	0.250	20,900 per 11,000 units	21,100 per 11,000 units	2012/06/28	208,000,000	2012/03/06
60929	Goldman Sachs SP (Asia)	HSI R Bull CBBC Jun 2012 C	0.253	20,588 per 12,000 units	20,788 per 12,000 units	2012/06/28	150,000,000	2012/03/06
60930	Goldman Sachs SP (Asia)	HSI R Bull CBBC Jun 2012 D	0.250	20,788 per 12,000 units	20,988 per 12,000 units	2012/06/28	150,000,000	2012/03/06
60914	HK Bank	Hutchison R Bull CBBC Nov 2012 B	0.250	66.88 per 100 units	70.88 per 100 units	2012/11/16	80,000,000	2012/03/06
60918	HK Bank	Hutchison R Bull CBBC Dec 2012 A	0.250	68.88 per 100 units	72.88 per 100 units	2012/12/12	80,000,000	2012/03/06
60916	HK Bank	Hutchison R Bear CBBC Nov 2012 A	0.250	84.88 per 100 units	80.88 per 100 units	2012/11/26	80,000,000	2012/03/06
60917	HK Bank	TCH R Bull CBBC Nov 2012 C	0.250	178.88 per 100 units	188.88 per 100 units	2012/11/28	80,000,000	2012/03/06
60915	HK Bank	TCH R Bear CBBC Nov 2012 A	0.350	228.88 per 100 units	218.88 per 100 units	2012/11/16	80,000,000	2012/03/06
60923	J P Morgan SP BV	HSI R Bull CBBC Aug 2012 O	0.250	19,300 per 10,000 units	19,500 per 10,000 units	2012/08/30	300,000,000	2012/03/06
60924	J P Morgan SP BV	HSI R Bull CBBC Aug 2012 P	0.250	19,600 per 10,000 units	19,800 per 10,000 units	2012/08/30	300,000,000	2012/03/06
60925	J P Morgan SP BV	HSI R Bull CBBC Aug 2012 Q	0.250	20,000 per 10,000 units	20,200 per 10,000 units	2012/08/30	300,000,000	2012/03/06
60926	J P Morgan SP BV	HSI R Bull CBBC Aug 2012 R	0.250	20,500 per 10,000 units	20,700 per 10,000 units	2012/08/30	300,000,000	2012/03/06
60919	J P Morgan SP BV	HSI R Bear CBBC Aug 2012 L	0.250	22,700 per 10,000 units	22,500 per 10,000 units	2012/08/30	300,000,000	2012/03/06
60921	J P Morgan SP BV	HSI R Bear CBBC Aug 2012 M	0.250	22,500 per 10,000 units	22,300 per 10,000 units	2012/08/30	300,000,000	2012/03/06
60922	J P Morgan SP BV	HSI R Bear CBBC Aug 2012 N	0.250	22,100 per 10,000 units	21,900 per 10,000 units	2012/08/30	300,000,000	2012/03/06
60942	SGA Societe Generale Acceptance N.V.	HSI R Bull CBBC Jul 12W	0.250	21,300 per 10,000 units	21,500 per 10,000 units	2012/07/30	200,000,000	2012/03/06
60941	SGA Societe Generale Acceptance N.V.	HSI R Bear CBBC Sep 12O	0.250	22,000 per 11,000 units	21,800 per 11,000 units	2012/09/27	200,000,000	2012/03/06
60928	UBS AG	HSI R Bull CBBC Nov 2012 N	0.250	21,000 per 10,000 units	21,200 per 10,000 units	2012/11/29	300,000,000	2012/03/06
60947	UBS AG	HSI R Bull CBBC Dec 2012 D	0.250	21,300 per 10,000 units	21,500 per 10,000 units	2012/12/28	300,000,000	2012/03/06
60927	UBS AG	HSI R Bear CBBC Jul 2012 B	0.250	21,500 per 10,000 units	21,300 per 10,000 units	2012/07/30	300,000,000	2012/03/06
60948	UBS AG	HSI R Bear CBBC Jul 2012 I	0.250	21,850 per 12,000 units	21,650 per 12,000 units	2012/07/30	300,000,000	2012/03/06
60218 *	HK Bank	HSI R Bear CBBC Oct 2012 C	0.121	24,188 per 25,000 units	23,888 per 25,000 units	2012/10/30	300,000,000	2012/03/06
60962	BNP Paribas Arbit Issu B.V.	HSCEI R Bull CBBC Dec 2012 C	0.250	11,100 per 5,000 units	11,300 per 5,000 units	2012/12/28	200,000,000	2012/03/07
60960	BNP Paribas Arbit Issu B.V.	HSCEI R Bear CBBC Dec 2012 B	0.250	12,400 per 5,000 units	12,200 per 5,000 units	2012/12/28	200,000,000	2012/03/07
60967	BNP Paribas Arbit Issu B.V.	HSI R Bull CBBC Dec 2012 F	0.250	21,400 per 10,000 units	21,600 per 10,000 units	2012/12/28	200,000,000	2012/03/07
60959	Credit Suisse AG	HSI R Bull CBBC Jul 2012 C	0.250	21,480 per 10,000 units	21,680 per 10,000 units	2012/07/30	400,000,000	2012/03/07
60958	Credit Suisse AG	HSI R Bull CBBC Aug 2012 D	0.250	21,300 per 10,000 units	21,500 per 10,000 units	2012/08/30	400,000,000	2012/03/07
60955	Credit Suisse AG	HSI R Bear CBBC Aug 2012 D	0.250	21,800 per 10,000 units	21,600 per 10,000 units	2012/08/30	400,000,000	2012/03/07
60965	Daiwa Capital Mkt	HSI R Bull CBBC Jun 2012 B	0.250	21,480 per 11,000 units	21,680 per 11,000 units	2012/06/28	208,000,000	2012/03/07
60966	Daiwa Capital Mkt	HSI R Bull CBBC Jun 2012 C	0.250	21,350 per 11,000 units	21,550 per 11,000 units	2012/06/28	208,000,000	2012/03/07

Newly listed callable bull/bear contracts in 2012 (continued)

Code	Issuer	Name of issue	Issue prices (HK\$)	Strike price (HKD) / Strike level per 10 units	Call price (HKD) / Call level per 10 units	Expiry date	No. of issue (units)	Listing date
60954	Daiwa Capital Mkt	HSI R Bear CBBC Jun 2012 Y	0.250	21,800 per 11,000 units	21,600 per 11,000 units	2012/06/28	208,000,000	2012/03/07
60951	Merrill Lynch Int'l & Co. C.V.	HSI R Bull CBBC Oct 2012 K	0.255	20,700 per 12,000 units	21,100 per 12,000 units	2012/10/30	40,000,000	2012/03/07
60952	Merrill Lynch Int'l & Co. C.V.	HSI R Bull CBBC Oct 2012 L	0.250	21,000 per 12,000 units	21,400 per 12,000 units	2012/10/30	40,000,000	2012/03/07
60957	SGA Societe Generale Acceptance N.V.	HSI R Bull CBBC Jul12 X	0.250	21,400 per 10,000 units	21,600 per 10,000 units	2012/07/30	200,000,000	2012/03/07
60956	SGA Societe Generale Acceptance N.V.	HSI R Bear CBBC Jul12 A	0.250	21,900 per 10,000 units	21,700 per 10,000 units	2012/07/30	200,000,000	2012/03/07
60964	UBS AG	HSI R Bull CBBC Nov 2012 O	0.250	21,400 per 10,000 units	21,600 per 10,000 units	2012/11/29	300,000,000	2012/03/07
60963	UBS AG	HSI R Bull CBBC Dec 2012 E	0.250	21,150 per 12,000 units	21,350 per 12,000 units	2012/12/28	300,000,000	2012/03/07
60953	UBS AG	HSI R Bear CBBC Jun 2012 Z	0.250	21,800 per 10,000 units	21,600 per 10,000 units	2012/06/28	300,000,000	2012/03/07
60993	BNP Paribas Arbit Issu B.V.	HSI R Bear CBBC Dec 2012 A	0.250	21,900 per 10,000 units	21,700 per 10,000 units	2012/12/28	200,000,000	2012/03/08
60994	BNP Paribas Arbit Issu B.V.	HSI R Bear CBBC Dec 2012 B	0.250	21,800 per 10,000 units	21,600 per 10,000 units	2012/12/28	200,000,000	2012/03/08
60995	BNP Paribas Arbit Issu B.V.	HSI R Bear CBBC Dec 2012 C	0.250	21,700 per 10,000 units	21,500 per 10,000 units	2012/12/28	200,000,000	2012/03/08
60971	Credit Suisse AG	HSI R Bull CBBC Sep 2012 S	0.250	21,400 per 10,000 units	21,600 per 10,000 units	2012/09/27	400,000,000	2012/03/08
60985	Credit Suisse AG	HSI R Bull CBBC Sep 2012 T	0.250	21,150 per 10,000 units	21,350 per 10,000 units	2012/09/27	400,000,000	2012/03/08
60974	Credit Suisse AG	HSI R Bear CBBC Sep 2012 T	0.250	21,900 per 10,000 units	21,700 per 10,000 units	2012/09/27	400,000,000	2012/03/08
60983	Credit Suisse AG	HSI R Bear CBBC Sep 2012 U	0.250	21,600 per 10,000 units	21,400 per 10,000 units	2012/09/27	400,000,000	2012/03/08
60982	Daiwa Capital Mkt	A50 China R Bear CBBC Aug 2012 A	0.250	12.38	12.08	2012/08/08	80,000,000	2012/03/08
60979	Daiwa Capital Mkt	HSI R Bear CBBC Jun 2012 T	0.250	21,600 per 11,000 units	21,400 per 11,000 units	2012/06/28	208,000,000	2012/03/08
60981	Daiwa Capital Mkt	HSI R Bear CBBC Jul 2012 P	0.250	21,900 per 11,000 units	21,700 per 11,000 units	2012/07/30	208,000,000	2012/03/08
60968	HK Bank	A50 R Bull CBBC Nov 2012 B	0.250	10.88	11.28	2012/11/26	100,000,000	2012/03/08
60969	HK Bank	HSI R Bull CBBC Dec 2012 H	0.250	19,688 per 20,000 units	20,088 per 20,000 units	2012/12/28	300,000,000	2012/03/08
60970	HK Bank	HSI R Bull CBBC Dec 2012 I	0.250	20,888 per 15,000 units	21,288 per 15,000 units	2012/12/28	250,000,000	2012/03/08
60990	SGA Societe Generale Acceptance N.V.	HSI R Bear CBBC Jul 12B	0.250	21,800 per 10,000 units	21,600 per 10,000 units	2012/07/30	200,000,000	2012/03/08
60991	SGA Societe Generale Acceptance N.V.	HSI R Bear CBBC Jul 12E	0.250	21,700 per 10,000 units	21,500 per 10,000 units	2012/07/30	200,000,000	2012/03/08
60992	SGA Societe Generale Acceptance N.V.	HSI R Bear CBBC Jul 12X	0.250	21,600 per 10,000 units	21,400 per 10,000 units	2012/07/30	200,000,000	2012/03/08
60975	UBS AG	HSCEI R Bull CBBC Aug 2012 B	0.250	11,050 per 10,000 units	11,250 per 10,000 units	2012/08/30	100,000,000	2012/03/08
60978	UBS AG	HSI R Bull CBBC Nov 2012 P	0.250	21,250 per 12,000 units	21,450 per 12,000 units	2012/11/29	300,000,000	2012/03/08
60973	UBS AG	HSI R Bull CBBC Dec 2012 F	0.250	21,450 per 12,000 units	21,650 per 12,000 units	2012/12/28	300,000,000	2012/03/08
60977	UBS AG	HSI R Bull CBBC Jan 2013 A	0.250	20,950 per 12,000 units	21,150 per 12,000 units	2013/01/30	300,000,000	2012/03/08
60988	UBS AG	HSI R Bear CBBC Jun 2012 E	0.250	21,600 per 10,000 units	21,400 per 10,000 units	2012/06/28	300,000,000	2012/03/08
60986	UBS AG	HSI R Bear CBBC Jul 2012 M	0.250	22,350 per 12,000 units	22,150 per 12,000 units	2012/07/30	300,000,000	2012/03/08
60987	UBS AG	HSI R Bear CBBC Jul 2012 P	0.250	22,150 per 11,000 units	21,950 per 11,000 units	2012/07/30	300,000,000	2012/03/08
60976	UBS AG	HSI R Bear CBBC Jul 2012 Z	0.250	21,900 per 10,000 units	21,700 per 10,000 units	2012/07/30	300,000,000	2012/03/08
60996	Goldman Sachs SP (Asia)	HSI R Bear CBBC Jun 2012 E	0.250	22,038 per 12,000 units	21,838 per 12,000 units	2012/06/28	150,000,000	2012/03/09
60998	UBS AG	HSI R Bull CBBC Nov 2012 Q	0.250	21,350 per 12,000 units	21,550 per 12,000 units	2012/11/29	300,000,000	2012/03/09
60997	UBS AG	HSI R Bear CBBC Sep 2012 T	0.250	22,050 per 11,000 units	21,850 per 11,000 units	2012/09/27	300,000,000	2012/03/09
61007	Credit Suisse AG	HSI R Bull CBBC Jun 2012 V	0.250	21,050 per 10,000 units	21,250 per 10,000 units	2012/06/28	400,000,000	2012/03/12
61001	Credit Suisse AG	HSI R Bull CBBC Jun 2012 Z	0.250	21,200 per 10,000 units	21,400 per 10,000 units	2012/06/28	400,000,000	2012/03/12
61008	Credit Suisse AG	HSI R Bear CBBC Jul 2012 F	0.250	21,700 per 10,000 units	21,500 per 10,000 units	2012/07/30	400,000,000	2012/03/12
61011	Credit Suisse AG	HSI R Bear CBBC Jul 2012 J	0.250	21,500 per 10,000 units	21,300 per 10,000 units	2012/07/30	400,000,000	2012/03/12
61016	Daiwa Capital Mkt	HSI R Bear CBBC Jun 2012 F	0.250	21,468 per 11,000 units	21,268 per 11,000 units	2012/06/28	208,000,000	2012/03/12
61015	Daiwa Capital Mkt	HSI R Bear CBBC Jul 2012 Q	0.250	21,700 per 12,000 units	21,500 per 12,000 units	2012/07/30	208,000,000	2012/03/12
61003	HK Bank	China Mobile R Bull CBBC Dec 2012 A	0.250	73.88 per 100 units	76.88 per 100 units	2012/12/12	80,000,000	2012/03/12

Newly listed callable bull/bear contracts in 2012 (continued)

Code	Issuer	Name of issue	Issue prices (HK\$)	Strike price (HKD) / Strike level per 10 units	Call price (HKD) / Call level per 10 units	Expiry date	No. of issue (units)	Listing date
61002	HK Bank	China Mobile R Bear CBBC Dec 2012 A	0.250	93.88 per 100 units	90.88 per 100 units	2012/12/12	80,000,000	2012/03/12
61004	HK Bank	A50 R Bull CBBC Jan 2013 A	0.250	9.98	10.28	2013/01/18	250,000,000	2012/03/12
61005	SGA Societe Generale Acceptance N.V.	HSI R Bull CBBC Jul 12O	0.250	20,950 per 10,000 units	21,150 per 10,000 units	2012/07/30	200,000,000	2012/03/12
61006	SGA Societe Generale Acceptance N.V.	HSI R Bull CBBC Jul 12P	0.250	20,850 per 10,000 units	21,050 per 10,000 units	2012/07/30	200,000,000	2012/03/12
61014	UBS AG	A50 China R Bear CBBC Aug 2012 C	0.250	12.3	12	2012/08/06	100,000,000	2012/03/12
60999	UBS AG	HSI R Bull CBBC Oct 2012 Y	0.250	21,200 per 10,000 units	21,400 per 10,000 units	2012/10/30	300,000,000	2012/03/12
61010	UBS AG	HSI R Bull CBBC Dec 2012 G	0.250	21,050 per 12,000 units	21,250 per 12,000 units	2012/12/28	300,000,000	2012/03/12
61009	UBS AG	HSI R Bear CBBC Jul 2012 R	0.250	21,700 per 10,000 units	21,500 per 10,000 units	2012/07/30	300,000,000	2012/03/12
61013	UBS AG	HSI R Bear CBBC Aug 2012 H	0.250	21,550 per 12,000 units	21,350 per 12,000 units	2012/08/30	300,000,000	2012/03/12
61000	UBS AG	HSI R Bear CBBC Aug 2012 K	0.250	21,950 per 12,000 units	21,750 per 12,000 units	2012/08/30	300,000,000	2012/03/12
61056	BNP Paribas Arbit Issu B.V.	HSCEI R Bull CBBC Dec 2012 D	0.250	10,600 per 5,000 units	10,800 per 5,000 units	2012/12/28	200,000,000	2012/03/13
61064	BNP Paribas Arbit Issu B.V.	HSI R Bull CBBC Dec 2012 G	0.250	20,600 per 10,000 units	20,800 per 10,000 units	2012/12/28	200,000,000	2012/03/13
61057	BNP Paribas Arbit Issu B.V.	HSI R Bear CBBC Dec 2012 D	0.250	21,600 per 10,000 units	21,400 per 10,000 units	2012/12/28	200,000,000	2012/03/13
61058	BNP Paribas Arbit Issu B.V.	HSI R Bear CBBC Dec 2012 E	0.250	21,500 per 10,000 units	21,300 per 10,000 units	2012/12/28	200,000,000	2012/03/13
61059	BNP Paribas Arbit Issu B.V.	HSI R Bear CBBC Dec 2012 F	0.250	21,400 per 10,000 units	21,200 per 10,000 units	2012/12/28	200,000,000	2012/03/13
61060	BNP Paribas Arbit Issu B.V.	HSI R Bear CBBC Dec 2012 G	0.250	21,300 per 10,000 units	21,100 per 10,000 units	2012/12/28	200,000,000	2012/03/13
61061	BNP Paribas Arbit Issu B.V.	HSI R Bear CBBC Dec 2012 H	0.250	21,200 per 10,000 units	21,000 per 10,000 units	2012/12/28	200,000,000	2012/03/13
61062	BNP Paribas Arbit Issu B.V.	HSI R Bear CBBC Dec 2012 I	0.250	21,100 per 10,000 units	20,900 per 10,000 units	2012/12/28	200,000,000	2012/03/13
61024	Credit Suisse AG	HSI R Bull CBBC Jul 2012 J	0.250	21,000 per 10,000 units	21,200 per 10,000 units	2012/07/30	400,000,000	2012/03/13
61025	Credit Suisse AG	HSI R Bull CBBC Jul 2012 Q	0.250	20,800 per 10,000 units	21,000 per 10,000 units	2012/07/30	400,000,000	2012/03/13
61040	Credit Suisse AG	HSI R Bull CBBC Jul 2012 Z	0.250	20,650 per 10,000 units	20,850 per 10,000 units	2012/07/30	400,000,000	2012/03/13
61043	Credit Suisse AG	HSI R Bear CBBC Jul 2012 C	0.250	21,008 per 10,000 units	20,808 per 10,000 units	2012/07/30	400,000,000	2012/03/13
61028	Credit Suisse AG	HSI R Bear CBBC Jul 2012 Q	0.250	21,150 per 10,000 units	20,950 per 10,000 units	2012/07/30	400,000,000	2012/03/13
61029	Credit Suisse AG	HSI R Bear CBBC Jul 2012 S	0.250	21,400 per 10,000 units	21,200 per 10,000 units	2012/07/30	400,000,000	2012/03/13
61041	Credit Suisse AG	HSI R Bear CBBC Oct 2012 R	0.250	21,500 per 15,000 units	21,300 per 15,000 units	2012/10/30	400,000,000	2012/03/13
61023	Daiwa Capital Mkt	HSI R Bull CBBC Jun 2012 D	0.250	20,750 per 12,000 units	20,950 per 12,000 units	2012/06/28	208,000,000	2012/03/13
61039	Daiwa Capital Mkt	HSI R Bull CBBC Jul 2012 K	0.250	20,680 per 12,000 units	20,880 per 12,000 units	2012/07/30	208,000,000	2012/03/13
61065	Daiwa Capital Mkt	HSI R Bear CBBC Jun 2012 R	0.250	21,008 per 10,000 units	20,808 per 10,000 units	2012/06/28	208,000,000	2012/03/13
61066	Daiwa Capital Mkt	HSI R Bear CBBC Jun 2012 X	0.250	21,180 per 11,000 units	20,980 per 11,000 units	2012/06/28	208,000,000	2012/03/13
61068	Daiwa Capital Mkt	HSI R Bear CBBC Jul 2012 R	0.250	21,250 per 10,000 units	21,050 per 10,000 units	2012/07/30	208,000,000	2012/03/13
61069	Daiwa Capital Mkt	HSI R Bear CBBC Jul 2012 S	0.250	21,080 per 8,000 units	20,880 per 8,000 units	2012/07/30	208,000,000	2012/03/13
61033	J P Morgan SP BV	HSI R Bear CBBC Aug 2012 O	0.250	21,900 per 8,000 units	21,700 per 8,000 units	2012/08/30	300,000,000	2012/03/13
61034	J P Morgan SP BV	HSI R Bear CBBC Aug 2012 P	0.250	21,200 per 10,000 units	21,000 per 10,000 units	2012/08/30	300,000,000	2012/03/13
61035	J P Morgan SP BV	HSI R Bear CBBC Aug 2012 Q	0.250	21,400 per 10,000 units	21,200 per 10,000 units	2012/08/30	300,000,000	2012/03/13
61036	J P Morgan SP BV	HSI R Bear CBBC Aug 2012 R	0.250	21,600 per 10,000 units	21,400 per 10,000 units	2012/08/30	300,000,000	2012/03/13
61037	J P Morgan SP BV	HSI R Bear CBBC Aug 2012 S	0.250	21,700 per 8,000 units	21,500 per 8,000 units	2012/08/30	300,000,000	2012/03/13
61038	J P Morgan SP BV	HSI R Bear CBBC Aug 2012 T	0.250	21,800 per 10,000 units	21,600 per 10,000 units	2012/08/30	300,000,000	2012/03/13
61053	J P Morgan SP BV	HSI R Bear CBBC Aug 2012 U	0.250	21,100 per 10,000 units	20,900 per 10,000 units	2012/08/30	300,000,000	2012/03/13
61054	J P Morgan SP BV	HSI R Bear CBBC Aug 2012 V	0.250	21,500 per 10,000 units	21,300 per 10,000 units	2012/08/30	300,000,000	2012/03/13
61055	J P Morgan SP BV	HSI R Bear CBBC Aug 2012 W	0.250	21,300 per 10,000 units	21,100 per 10,000 units	2012/08/30	300,000,000	2012/03/13
61017	Merrill Lynch Int'l & Co. C.V.	HSI R Bear CBBC Oct 2012 L	0.250	21,700 per 12,000 units	21,400 per 12,000 units	2012/10/30	40,000,000	2012/03/13
61052	SGA Societe Generale Acceptance N.V.	HSI R Bull CBBC Jul 12A	0.250	20,600 per 10,000 units	20,800 per 10,000 units	2012/07/30	200,000,000	2012/03/13

Newly listed callable bull/bear contracts in 2012 (continued)

Code	Issuer	Name of issue	Issue prices (HK\$)	Strike price (HKD) / Strike level per 10 units	Call price (HKD) / Call level per 10 units	Expiry date	No. of issue (units)	Listing date
61020	SGA Societe Generale Acceptance N.V.	HSI R Bull CBBC Jul 12E	0.250	21,000 per 10,000 units	21,200 per 10,000 units	2012/07/30	200,000,000	2012/03/13
61021	SGA Societe Generale Acceptance N.V.	HSI R Bull CBBC Jul 12I	0.250	20,900 per 10,000 units	21,100 per 10,000 units	2012/07/30	200,000,000	2012/03/13
61022	SGA Societe Generale Acceptance N.V.	HSI R Bull CBBC Jul 12W	0.250	20,800 per 10,000 units	21,000 per 10,000 units	2012/07/30	200,000,000	2012/03/13
61050	SGA Societe Generale Acceptance N.V.	HSI R Bear CBBC Jul 12D	0.250	21,200 per 10,000 units	21,000 per 10,000 units	2012/07/30	200,000,000	2012/03/13
61051	SGA Societe Generale Acceptance N.V.	HSI R Bear CBBC Jul 12F	0.250	21,100 per 10,000 units	20,900 per 10,000 units	2012/07/30	200,000,000	2012/03/13
61019	SGA Societe Generale Acceptance N.V.	HSI R Bear CBBC Jul 12I	0.250	21,500 per 10,000 units	21,300 per 10,000 units	2012/07/30	200,000,000	2012/03/13
61048	SGA Societe Generale Acceptance N.V.	HSI R Bear CBBC Jul 12O	0.250	21,400 per 10,000 units	21,200 per 10,000 units	2012/07/30	200,000,000	2012/03/13
61049	SGA Societe Generale Acceptance N.V.	HSI R Bear CBBC Jul 12P	0.250	21,300 per 10,000 units	21,100 per 10,000 units	2012/07/30	200,000,000	2012/03/13
61018	SGA Societe Generale Acceptance N.V.	HSI R Bear CBBC Jul 12W	0.250	22,050 per 10,000 units	21,850 per 10,000 units	2012/07/30	200,000,000	2012/03/13
61045	UBS AG	CC Bank R Bear CBBC Aug 2012 A	0.250	7.05	6.75	2012/08/13	100,000,000	2012/03/13
61047	UBS AG	China Life R Bear CBBC Sep 2012 B	0.250	23.88	22.88	2012/09/03	100,000,000	2012/03/13
61046	UBS AG	HKEx R Bear CBBC Jul 2012 F	0.250	151 per 100 units	145 per 100 units	2012/07/16	100,000,000	2012/03/13
61042	UBS AG	HSI R Bull CBBC Sep 2012 Y	0.250	20,600 per 10,000 units	20,800 per 10,000 units	2012/09/27	300,000,000	2012/03/13
61026	UBS AG	HSI R Bull CBBC Oct 2012 Z	0.250	20,800 per 10,000 units	21,000 per 10,000 units	2012/10/30	300,000,000	2012/03/13
61027	UBS AG	HSI R Bull CBBC Nov 2012 R	0.250	21,000 per 10,000 units	21,200 per 10,000 units	2012/11/29	300,000,000	2012/03/13
61031	UBS AG	HSI R Bear CBBC Jun 2012 A	0.250	21,400 per 10,000 units	21,200 per 10,000 units	2012/06/28	300,000,000	2012/03/13
61032	UBS AG	HSI R Bear CBBC Jun 2012 M	0.250	21,200 per 10,000 units	21,000 per 10,000 units	2012/06/28	300,000,000	2012/03/13
61044	UBS AG	HSI R Bear CBBC Jun 2012 P	0.250	21,050 per 12,000 units	20,850 per 12,000 units	2012/06/28	300,000,000	2012/03/13
61030	UBS AG	HSI R Bear CBBC Aug 2012 A	0.250	21,650 per 12,000 units	21,450 per 12,000 units	2012/08/30	300,000,000	2012/03/13
61098	BNP Paribas Arbit Issu B.V.	HSCEI R Bull CBBC Dec 2012 E	0.250	10,300 per 5,000 units	10,500 per 5,000 units	2012/12/28	200,000,000	2012/03/14
61105	BNP Paribas Arbit Issu B.V.	HSI R Bear CBBC Dec 2012 J	0.250	21,000 per 10,000 units	20,800 per 10,000 units	2012/12/28	200,000,000	2012/03/14
61106	BNP Paribas Arbit Issu B.V.	HSI R Bear CBBC Dec 2012 K	0.250	20,900 per 10,000 units	20,700 per 10,000 units	2012/12/28	200,000,000	2012/03/14
61096	Credit Suisse AG	China Life R Bear CBBC Aug 2012 A	0.360	24.5	23.5	2012/08/27	60,000,000	2012/03/14
61097	Credit Suisse AG	China Life R Bear CBBC Aug 2012 B	0.250	22.9	21.9	2012/08/27	60,000,000	2012/03/14
61095	Credit Suisse AG	HKEx R Bear CBBC Aug 2012 B	0.250	149 per 100 units	143 per 100 units	2012/08/27	60,000,000	2012/03/14
61080	Credit Suisse AG	HSI R Bull CBBC Sep 2012 U	0.250	20,600 per 10,000 units	20,800 per 10,000 units	2012/09/27	400,000,000	2012/03/14
61081	Credit Suisse AG	HSI R Bull CBBC Sep 2012 V	0.250	20,400 per 10,000 units	20,600 per 10,000 units	2012/09/27	400,000,000	2012/03/14
61082	Credit Suisse AG	HSI R Bear CBBC Sep 2012 V	0.250	21,100 per 10,000 units	20,900 per 10,000 units	2012/09/27	400,000,000	2012/03/14
61083	Credit Suisse AG	HSI R Bear CBBC Sep 2012 W	0.250	21,300 per 10,000 units	21,100 per 10,000 units	2012/09/27	400,000,000	2012/03/14
61092	Credit Suisse AG	HSI R Bear CBBC Sep 2012 X	0.250	20,850 per 10,000 units	20,650 per 10,000 units	2012/09/27	400,000,000	2012/03/14
61093	Credit Suisse AG	TCH R Bear CBBC Aug 2012 A	0.250	206 per 100 units	198 per 100 units	2012/08/27	60,000,000	2012/03/14
61094	Credit Suisse AG	TCH R Bear CBBC Aug 2012 B	0.250	211 per 100 units	203 per 100 units	2012/08/27	60,000,000	2012/03/14
61089	Daiwa Capital Mkt	HSCEI R Bear CBBC Aug 2012 A	0.250	11,800 per 11,000 units	11,600 per 11,000 units	2012/08/30	98,000,000	2012/03/14
61087	Daiwa Capital Mkt	HSI R Bull CBBC Jun 2012 J	0.250	20,528 per 11,000 units	20,728 per 11,000 units	2012/06/28	208,000,000	2012/03/14
61088	Daiwa Capital Mkt	HSI R Bull CBBC Jul 2012 L	0.250	20,400 per 10,000 units	20,600 per 10,000 units	2012/07/30	208,000,000	2012/03/14
61103	Daiwa Capital Mkt	HSI R Bear CBBC Jun 2012 Z	0.250	20,828 per 11,000 units	20,628 per 11,000 units	2012/06/28	208,000,000	2012/03/14
61104	Daiwa Capital Mkt	HSI R Bear CBBC Jul 2012 T	0.250	20,938 per 11,000 units	20,738 per 11,000 units	2012/07/30	208,000,000	2012/03/14
61070	Goldman Sachs SP (Asia)	HSI R Bear CBBC Jun 2012 F	0.254	21,838 per 12,000 units	21,638 per 12,000 units	2012/06/28	150,000,000	2012/03/14
61071	Goldman Sachs SP (Asia)	HSI R Bear CBBC Jun 2012 G	0.257	21,638 per 12,000 units	21,438 per 12,000 units	2012/06/28	150,000,000	2012/03/14
61072	Goldman Sachs SP (Asia)	HSI R Bear CBBC Jun 2012 H	0.259	21,438 per 12,000 units	21,238 per 12,000 units	2012/06/28	150,000,000	2012/03/14
61074	HK Bank	HSI R Bear CBBC Dec 2012 F	0.250	21,588 per 15,000 units	21,188 per 15,000 units	2012/12/28	250,000,000	2012/03/14
61075	HK Bank	HSI R Bear CBBC Dec 2012 G	0.250	22,688 per 15,000 units	22,288 per 15,000 units	2012/12/28	250,000,000	2012/03/14
61076	HK Bank	HSI R Bear CBBC Dec 2012 H	0.250	23,088 per 15,000 units	22,688 per 15,000 units	2012/12/28	250,000,000	2012/03/14

Newly listed callable bull/bear contracts in 2012 (continued)

Code	Issuer	Name of issue	Issue prices (HK\$)	Strike price (HKD) / Strike level per 10 units	Call price (HKD) / Call level per 10 units	Expiry date	No. of issue (units)	Listing date
61077	HK Bank	HSI R Bear CBBC Dec 2012 I	0.250	21,988 per 15,000 units	21,588 per 15,000 units	2012/12/28	250,000,000	2012/03/14
61107	J P Morgan SP BV	HSI R Bear CBBC Aug 2012 X	0.250	20,900 per 10,000 units	20,700 per 10,000 units	2012/08/30	300,000,000	2012/03/14
61073	Merrill Lynch Int'l & Co. C.V.	HSI R Bear CBBC Oct 2012 M	0.250	21,400 per 12,000 units	21,100 per 12,000 units	2012/10/30	40,000,000	2012/03/14
61079	SGA Societe Generale Acceptance N.V.	HSI R Bull CBBC Jul 12B	0.250	20,400 per 10,000 units	20,600 per 10,000 units	2012/07/30	200,000,000	2012/03/14
61078	SGA Societe Generale Acceptance N.V.	HSI R Bull CBBC Jul 12Z	0.250	20,500 per 10,000 units	20,700 per 10,000 units	2012/07/30	200,000,000	2012/03/14
61086	UBS AG	HSI R Bull CBBC Oct 2012 J	0.250	20,500 per 10,000 units	20,700 per 10,000 units	2012/10/30	300,000,000	2012/03/14
61084	UBS AG	HSI R Bull CBBC Dec 2012 H	0.250	20,350 per 12,000 units	20,550 per 12,000 units	2012/12/28	300,000,000	2012/03/14
61101	UBS AG	HSI R Bull CBBC Dec 2012 I	0.320	17,500 per 10,000 units	17,700 per 10,000 units	2012/12/28	300,000,000	2012/03/14
61102	UBS AG	HSI R Bull CBBC Dec 2012 J	0.270	18,000 per 10,000 units	18,200 per 10,000 units	2012/12/28	300,000,000	2012/03/14
61099	UBS AG	HSI R Bull CBBC Jan 2013 B	0.490	15,800 per 10,000 units	16,000 per 10,000 units	2013/01/30	300,000,000	2012/03/14
61100	UBS AG	HSI R Bull CBBC Feb 2013 A	0.460	16,100 per 10,000 units	16,300 per 10,000 units	2013/02/27	300,000,000	2012/03/14
61108	UBS AG	HSI R Bear CBBC Jun 2012 C	0.250	20,850 per 12,000 units	20,650 per 12,000 units	2012/06/28	300,000,000	2012/03/14
61110	UBS AG	HSI R Bear CBBC Jul 2012 J	0.250	21,300 per 10,000 units	21,100 per 10,000 units	2012/07/30	300,000,000	2012/03/14
61109	UBS AG	HSI R Bear CBBC Sep 2012 U	0.250	21,000 per 10,000 units	20,800 per 10,000 units	2012/09/27	300,000,000	2012/03/14
60482 [†]	UBS AG	Hutchison R Bull CBBC Jul 2012 D	0.084	69.50 per 100 units	72.50 per 100 units	2012/07/23	120,000,000	2012/03/14
61124	Credit Suisse AG	HSI R Bull CBBC Aug 2012 E	0.250	20,500 per 10,000 units	20,700 per 10,000 units	2012/08/30	400,000,000	2012/03/15
61128	Credit Suisse AG	HSI R Bull CBBC Aug 2012 F	0.250	20,700 per 10,000 units	20,900 per 10,000 units	2012/08/30	400,000,000	2012/03/15
61117	Credit Suisse AG	HSI R Bear CBBC Aug 2012 Q	0.250	20,900 per 10,000 units	20,700 per 10,000 units	2012/08/30	400,000,000	2012/03/15
61118	Credit Suisse AG	HSI R Bear CBBC Aug 2012 S	0.250	21,200 per 10,000 units	21,000 per 10,000 units	2012/08/30	400,000,000	2012/03/15
61119	Credit Suisse AG	HSI R Bear CBBC Nov 2012 O	0.250	21,000 per 15,000 units	20,800 per 15,000 units	2012/11/29	400,000,000	2012/03/15
61112	Goldman Sachs SP (Asia)	HSI R Bull CBBC Jun 2012 E	0.265	19,988 per 12,000 units	20,188 per 12,000 units	2012/06/28	150,000,000	2012/03/15
61113	Goldman Sachs SP (Asia)	HSI R Bull CBBC Jun 2012 F	0.253	19,788 per 12,000 units	19,988 per 12,000 units	2012/06/28	150,000,000	2012/03/15
61111	Goldman Sachs SP (Asia)	HSI R Bear CBBC Jun 2012 I	0.251	21,238 per 12,000 units	21,038 per 12,000 units	2012/06/28	150,000,000	2012/03/15
61114	HK Bank	China Life R Bear CBBC Dec 2012 A	0.500	25.38	23.88	2012/12/18	80,000,000	2012/03/15
61115	HK Bank	China Life R Bear CBBC Dec 2012 B	0.600	26.58	25.08	2012/12/18	80,000,000	2012/03/15
61116	HK Bank	HSI R Bull CBBC Dec 2012 J	0.250	18,188 per 15,000 units	18,588 per 15,000 units	2012/12/28	250,000,000	2012/03/15
61135	J P Morgan SP BV	HSI R Bull CBBC Aug 2012 S	0.250	20,700 per 10,000 units	20,900 per 10,000 units	2012/08/30	300,000,000	2012/03/15
61136	J P Morgan SP BV	HSI R Bull CBBC Aug 2012 T	0.250	20,500 per 10,000 units	20,700 per 10,000 units	2012/08/30	300,000,000	2012/03/15
61120	SGA Societe Generale Acceptance N.V.	HSI R Bear CBBC Aug 12 C	0.250	21,000 per 10,000 units	20,800 per 10,000 units	2012/08/30	200,000,000	2012/03/15
61121	SGA Societe Generale Acceptance N.V.	HSI R Bear CBBC Aug 12 D	0.250	20,900 per 10,000 units	20,700 per 10,000 units	2012/08/30	200,000,000	2012/03/15
61130	UBS AG	AIA R Bull CBBC Jul 2012 A	0.305	24.38	25.38	2012/07/16	100,000,000	2012/03/15
61127	UBS AG	HSCEI R Bear CBBC Jun 2012 D	0.250	11,700 per 10,000 units	11,500 per 10,000 units	2012/06/28	100,000,000	2012/03/15
61126	UBS AG	HSI R Bull CBBC Sep 2012 Z	0.250	20,400 per 10,000 units	20,600 per 10,000 units	2012/09/27	300,000,000	2012/03/15
61131	UBS AG	HSI R Bull CBBC Nov 2012 S	0.250	20,700 per 10,000 units	20,900 per 10,000 units	2012/11/29	300,000,000	2012/03/15
61125	UBS AG	HSI R Bear CBBC Jun 2012 D	0.250	21,450 per 12,000 units	21,250 per 12,000 units	2012/06/28	300,000,000	2012/03/15
61123	UBS AG	HSI R Bear CBBC Jun 2012 V	0.250	20,900 per 10,000 units	20,700 per 10,000 units	2012/06/28	300,000,000	2012/03/15
61122	UBS AG	HSI R Bear CBBC Jul 2012 O	0.250	21,100 per 10,000 units	20,900 per 10,000 units	2012/07/30	300,000,000	2012/03/15
61129	UBS AG	ICBC R Bear CBBC Aug 2012 B	0.250	6.05	5.75	2012/08/06	100,000,000	2012/03/15
61145	Credit Suisse AG	HSI R Bull CBBC Jun 2012 O	0.250	20,900 per 10,000 units	21,100 per 10,000 units	2012/06/28	400,000,000	2012/03/16
61144	Credit Suisse AG	HSI R Bear CBBC Jun 2012 B	0.250	21,350 per 10,000 units	21,150 per 10,000 units	2012/06/28	400,000,000	2012/03/16
61146	Daiwa Capital Mkt	HSI R Bull CBBC Jun 2012 H	0.250	20,908 per 11,000 units	21,108 per 11,000 units	2012/06/28	208,000,000	2012/03/16
61140	SGA Societe Generale Acceptance N.V.	HSI R Bull CBBC Sep 12A	0.250	20,700 per 10,000 units	20,900 per 10,000 units	2012/09/27	200,000,000	2012/03/16
61141	SGA Societe Generale Acceptance N.V.	HSI R Bull CBBC Sep 12B	0.250	20,550 per 10,000 units	20,750 per 10,000 units	2012/09/27	200,000,000	2012/03/16

Newly listed callable bull/bear contracts in 2012 (continued)

Code	Issuer	Name of issue	Issue prices (HK\$)	Strike price (HKD) / Strike level per 10 units	Call price (HKD) / Call level per 10 units	Expiry date	No. of issue (units)	Listing date
61138	SGA Societe Generale Acceptance N.V.	HSI R Bear CBBC Aug 12E	0.250	21,450 per 10,000 units	21,250 per 10,000 units	2012/08/30	200,000,000	2012/03/16
61137	SGA Societe Generale Acceptance N.V.	HSI R Bear CBBC Oct 12F	0.250	22,450 per 15,000 units	22,250 per 15,000 units	2012/10/30	200,000,000	2012/03/16
61150	UBS AG	China Mobile R Bear CBBC Aug 2012 A	0.250	103 per 100 units	100 per 100 units	2012/08/13	100,000,000	2012/03/16
61148	UBS AG	HSI R Bull CBBC Sep 2012 A	0.250	20,900 per 10,000 units	21,100 per 10,000 units	2012/09/27	300,000,000	2012/03/16
61147	UBS AG	HSI R Bull CBBC Dec 2012 K	0.250	20,650 per 12,000 units	20,850 per 12,000 units	2012/12/28	300,000,000	2012/03/16
61142	UBS AG	HSI R Bear CBBC Jun 2012 F	0.250	21,150 per 12,000 units	20,950 per 12,000 units	2012/06/28	300,000,000	2012/03/16
61151	UBS AG	Hutchison R Bull CBBC Aug 2012 E	0.250	72 per 100 units	75 per 100 units	2012/08/06	100,000,000	2012/03/16
61152	Goldman Sachs SP (Asia)	HSI R Bull CBBC Jun 2012 G	0.252	20,388 per 12,000 units	20,588 per 12,000 units	2012/06/28	150,000,000	2012/03/19
61153	Goldman Sachs SP (Asia)	HSI R Bull CBBC Jun 2012 H	0.253	20,588 per 12,000 units	20,788 per 12,000 units	2012/06/28	150,000,000	2012/03/19
61155	SGA Societe Generale Acceptance N.V.	HSI R Bear CBBC Aug 12F	0.250	21,250 per 10,000 units	21,050 per 10,000 units	2012/08/30	200,000,000	2012/03/19
61157	UBS AG	China Mobile R Bull CBBC Aug 2012 A	0.250	77 per 100 units	80 per 100 units	2012/08/13	100,000,000	2012/03/19
61154	UBS AG	HSI R Bull CBBC Nov 2012 T	0.250	20,850 per 12,000 units	21,050 per 12,000 units	2012/11/29	300,000,000	2012/03/19
61159	UBS AG	Hutchison R Bull CBBC Jul 2012 G	0.250	74.50 per 100 units	77.50 per 100 units	2012/07/09	100,000,000	2012/03/19
61158	UBS AG	Hutchison R Bear CBBC Aug 2012 D	0.250	98 per 100 units	95 per 100 units	2012/08/06	100,000,000	2012/03/19
61189	BNP Paribas Arbit Issu B.V.	HSCEI R Bear CBBC Jul 2012 A	0.250	12,100 per 5,000 units	11,900 per 5,000 units	2012/07/30	200,000,000	2012/03/20
61177	Credit Suisse AG	HSI R Bull CBBC Jun 2012 U	0.250	21,200 per 10,000 units	21,400 per 10,000 units	2012/06/28	400,000,000	2012/03/20
61172	Credit Suisse AG	HSI R Bear CBBC Jun 2012 K	0.250	21,400 per 10,000 units	21,200 per 10,000 units	2012/06/28	400,000,000	2012/03/20
61173	Credit Suisse AG	HSI R Bear CBBC Jun 2012 O	0.250	21,550 per 10,000 units	21,350 per 10,000 units	2012/06/28	400,000,000	2012/03/20
61180	Credit Suisse AG	Hutchison R Bull CBBC Aug 2012 A	0.250	73.40 per 100 units	76.40 per 100 units	2012/08/20	100,000,000	2012/03/20
61181	Credit Suisse AG	Hutchison R Bear CBBC Aug 2012 A	0.250	96.10 per 100 units	93.10 per 100 units	2012/08/20	100,000,000	2012/03/20
61178	Credit Suisse AG	TCH R Bull CBBC Aug 2012 A	0.250	190 per 100 units	198 per 100 units	2012/08/20	100,000,000	2012/03/20
61179	Credit Suisse AG	TCH R Bear CBBC Aug 2012 C	0.250	216 per 100 units	208 per 100 units	2012/08/20	100,000,000	2012/03/20
61185	Daiwa Capital Mkt	HSI R Bull CBBC Jun 2012 F	0.250	21,000 per 11,000 units	21,200 per 11,000 units	2012/06/28	208,000,000	2012/03/20
61186	Daiwa Capital Mkt	HSI R Bull CBBC Jul 2012 M	0.250	21,138 per 10,000 units	21,338 per 10,000 units	2012/07/30	208,000,000	2012/03/20
61168	Daiwa Capital Mkt	HSI R Bear CBBC Jun 2012 F	0.250	21,338 per 10,000 units	21,138 per 10,000 units	2012/06/28	208,000,000	2012/03/20
61169	Daiwa Capital Mkt	HSI R Bear CBBC Jun 2012 R	0.250	21,600 per 11,000 units	21,400 per 11,000 units	2012/06/28	208,000,000	2012/03/20
61161	HK Bank	ABC R Bull CBBC Dec 2012 A	0.250	2.93	3.18	2012/12/18	80,000,000	2012/03/20
61162	HK Bank	ABC R Bear CBBC Dec 2012 A	0.250	4.73	4.48	2012/12/18	80,000,000	2012/03/20
61163	HK Bank	AIA R Bull CBBC Dec 2012 A	0.540	22.18	23.68	2012/12/18	80,000,000	2012/03/20
61160	HK Bank	AIA R Bear CBBC Nov 2012 A	0.480	31.88	30.38	2012/11/16	80,000,000	2012/03/20
61164	HK Bank	ICBC R Bear CBBC Dec 2012 A	0.250	6.18	5.88	2012/12/21	80,000,000	2012/03/20
61175	SGA Societe Generale Acceptance N.V.	HSI R Bull CBBC Jul 12O	0.250	21,200 per 10,000 units	21,400 per 10,000 units	2012/07/30	200,000,000	2012/03/20
61174	SGA Societe Generale Acceptance N.V.	HSI R Bull CBBC Jul 12X	0.250	21,100 per 10,000 units	21,300 per 10,000 units	2012/07/30	200,000,000	2012/03/20
61165	SGA Societe Generale Acceptance N.V.	HSI R Bear CBBC Aug 12G	0.250	21,600 per 10,000 units	21,400 per 10,000 units	2012/08/30	200,000,000	2012/03/20
61166	SGA Societe Generale Acceptance N.V.	HSI R Bear CBBC Aug 12H	0.250	21,500 per 10,000 units	21,300 per 10,000 units	2012/08/30	200,000,000	2012/03/20
61167	SGA Societe Generale Acceptance N.V.	HSI R Bear CBBC Aug 12I	0.250	21,400 per 10,000 units	21,200 per 10,000 units	2012/08/30	200,000,000	2012/03/20
61184	UBS AG	HSCEI R Bull CBBC Oct 2012 B	0.250	10,800 per 10,000 units	11,000 per 10,000 units	2012/10/30	100,000,000	2012/03/20
61183	UBS AG	HSI R Bull CBBC Oct 2012 R	0.250	21,200 per 10,000 units	21,400 per 10,000 units	2012/10/30	300,000,000	2012/03/20
61171	UBS AG	HSI R Bear CBBC Jun 2012 N	0.250	21,400 per 10,000 units	21,200 per 10,000 units	2012/06/28	300,000,000	2012/03/20
61170	UBS AG	HSI R Bear CBBC Jun 2012 U	0.250	21,600 per 10,000 units	21,400 per 10,000 units	2012/06/28	300,000,000	2012/03/20
61182	UBS AG	HSI R Bear CBBC Jul 2012 F	0.250	21,750 per 12,000 units	21,550 per 12,000 units	2012/07/30	300,000,000	2012/03/20
61214	BNP Paribas Arbit Issu B.V.	HSCEI R Bull CBBC Mar 2013 B	0.250	10,800 per 5,000 units	11,000 per 5,000 units	2013/03/27	200,000,000	2012/03/21
61204	BNP Paribas Arbit Issu B.V.	HSI R Bull CBBC Mar 2013 H	0.250	20,400 per 10,000 units	20,600 per 10,000 units	2013/03/27	200,000,000	2012/03/21

Newly listed callable bull/bear contracts in 2012 (continued)

Code	Issuer	Name of issue	Issue prices (HK\$)	Strike price (HKD) / Strike level per 10 units	Call price (HKD) / Call level per 10 units	Expiry date	No. of issue (units)	Listing date
61205	BNP Paribas Arbit Issu B.V.	HSI R Bull CBBC Mar 2013 I	0.250	20,500 per 10,000 units	20,700 per 10,000 units	2013/03/27	200,000,000	2012/03/21
61206	BNP Paribas Arbit Issu B.V.	HSI R Bull CBBC Mar 2013 J	0.250	20,700 per 10,000 units	20,900 per 10,000 units	2013/03/27	200,000,000	2012/03/21
61207	BNP Paribas Arbit Issu B.V.	HSI R Bull CBBC Mar 2013 K	0.250	20,800 per 10,000 units	21,000 per 10,000 units	2013/03/27	200,000,000	2012/03/21
61208	BNP Paribas Arbit Issu B.V.	HSI R Bull CBBC Mar 2013 L	0.250	20,900 per 10,000 units	21,100 per 10,000 units	2013/03/27	200,000,000	2012/03/21
61209	BNP Paribas Arbit Issu B.V.	HSI R Bull CBBC Mar 2013 M	0.250	21,000 per 10,000 units	21,200 per 10,000 units	2013/03/27	200,000,000	2012/03/21
61210	BNP Paribas Arbit Issu B.V.	HSI R Bull CBBC Mar 2013 N	0.250	21,100 per 10,000 units	21,300 per 10,000 units	2013/03/27	200,000,000	2012/03/21
61211	BNP Paribas Arbit Issu B.V.	HSI R Bull CBBC Mar 2013 O	0.250	21,200 per 10,000 units	21,400 per 10,000 units	2013/03/27	200,000,000	2012/03/21
61212	BNP Paribas Arbit Issu B.V.	HSI R Bull CBBC Mar 2013 P	0.250	21,300 per 10,000 units	21,500 per 10,000 units	2013/03/27	200,000,000	2012/03/21
61213	BNP Paribas Arbit Issu B.V.	HSI R Bull CBBC Mar 2013 Q	0.250	21,400 per 10,000 units	21,600 per 10,000 units	2013/03/27	200,000,000	2012/03/21
61222	BNP Paribas Arbit Issu B.V.	HSI R Bear CBBC Jul 2012 L	0.250	21,600 per 10,000 units	21,400 per 10,000 units	2012/07/30	200,000,000	2012/03/21
61223	BNP Paribas Arbit Issu B.V.	HSI R Bear CBBC Jul 2012 M	0.250	21,700 per 10,000 units	21,500 per 10,000 units	2012/07/30	200,000,000	2012/03/21
61227	BNP Paribas Arbit Issu B.V.	HSI R Bear CBBC Jul 2012 N	0.250	21,800 per 10,000 units	21,600 per 10,000 units	2012/07/30	200,000,000	2012/03/21
61202	Credit Suisse AG	HSI R Bull CBBC Jun 2012 K	0.250	21,100 per 10,000 units	21,300 per 10,000 units	2012/06/28	400,000,000	2012/03/21
61201	Credit Suisse AG	HSI R Bull CBBC Jun 2012 W	0.250	21,413 per 10,000 units	21,613 per 10,000 units	2012/06/28	400,000,000	2012/03/21
61203	Credit Suisse AG	HSI R Bull CBBC Sep 2012 W	0.250	20,700 per 15,000 units	20,900 per 15,000 units	2012/09/27	400,000,000	2012/03/21
61197	Credit Suisse AG	HSI R Bear CBBC Jun 2012 D	0.250	21,750 per 10,000 units	21,550 per 10,000 units	2012/06/28	400,000,000	2012/03/21
61196	Credit Suisse AG	HSI R Bear CBBC Jun 2012 U	0.250	21,600 per 10,000 units	21,400 per 10,000 units	2012/06/28	400,000,000	2012/03/21
61195	Daiwa Capital Mkt	HSI R Bear CBBC Jun 2012 T	0.250	21,828 per 11,000 units	21,628 per 11,000 units	2012/06/28	208,000,000	2012/03/21
61218	Daiwa Capital Mkt	HSI R Bear CBBC Jun 2012 X	0.250	21,508 per 11,000 units	21,308 per 11,000 units	2012/06/28	208,000,000	2012/03/21
61220	J P Morgan SP BV	HSI R Bull CBBC Aug 2012 U	0.250	20,900 per 10,000 units	21,100 per 10,000 units	2012/08/30	300,000,000	2012/03/21
61221	J P Morgan SP BV	HSI R Bull CBBC Aug 2012 V	0.250	21,100 per 10,000 units	21,300 per 10,000 units	2012/08/30	300,000,000	2012/03/21
61191	Merrill Lynch Int'l & Co. C.V.	HSI R Bull CBBC Oct 2012 M	0.250	20,400 per 12,000 units	20,800 per 12,000 units	2012/10/30	40,000,000	2012/03/21
61192	Merrill Lynch Int'l & Co. C.V.	HSI R Bull CBBC Oct 2012 N	0.250	20,700 per 12,000 units	21,100 per 12,000 units	2012/10/30	40,000,000	2012/03/21
61200	SGA Societe Generale Acceptance N.V.	HSI R Bull CBBC Jul 12C	0.250	21,400 per 10,000 units	21,600 per 10,000 units	2012/07/30	200,000,000	2012/03/21
61199	SGA Societe Generale Acceptance N.V.	HSI R Bull CBBC Jul 12P	0.250	21,300 per 10,000 units	21,500 per 10,000 units	2012/07/30	200,000,000	2012/03/21
61193	SGA Societe Generale Acceptance N.V.	HSI R Bear CBBC Aug 12J	0.250	21,700 per 10,000 units	21,500 per 10,000 units	2012/08/30	200,000,000	2012/03/21
61194	SGA Societe Generale Acceptance N.V.	HSI R Bear CBBC Aug 12K	0.250	21,800 per 10,000 units	21,600 per 10,000 units	2012/08/30	200,000,000	2012/03/21
61216	UBS AG	HSI R Bull CBBC Sep 2012 R	0.250	21,300 per 10,000 units	21,500 per 10,000 units	2012/09/27	300,000,000	2012/03/21
61215	UBS AG	HSI R Bull CBBC Oct 2012 S	0.250	21,400 per 10,000 units	21,600 per 10,000 units	2012/10/30	300,000,000	2012/03/21
61217	UBS AG	HSI R Bull CBBC Oct 2012 T	0.250	21,100 per 10,000 units	21,300 per 10,000 units	2012/10/30	300,000,000	2012/03/21
61198	UBS AG	HSI R Bear CBBC Jun 2012 S	0.250	21,700 per 10,000 units	21,500 per 10,000 units	2012/06/28	300,000,000	2012/03/21
61219	UBS AG	HSI R Bear CBBC Aug 2012 H	0.250	21,550 per 12,000 units	21,350 per 12,000 units	2012/08/30	300,000,000	2012/03/21
61003 ^a	HK Bank	China Mobile R Bull CBBC Dec 2012 A	0.110	73.88 per 100 units	76.88 per 100 units	2012/12/12	200,000,000	2012/03/21
61238	Credit Suisse AG	China Life R Bear CBBC Aug 2012 C	0.250	23.1	22.1	2012/08/27	60,000,000	2012/03/22
61235	Credit Suisse AG	HSI R Bull CBBC Jun 2012 B	0.250	21,000 per 10,000 units	21,200 per 10,000 units	2012/06/28	400,000,000	2012/03/22
61236	Credit Suisse AG	HSI R Bear CBBC Jun 2012 E	0.250	21,500 per 10,000 units	21,300 per 10,000 units	2012/06/28	400,000,000	2012/03/22
61237	Credit Suisse AG	HSI R Bear CBBC Jun 2012 F	0.250	21,700 per 10,000 units	21,500 per 10,000 units	2012/06/28	400,000,000	2012/03/22
61239	Credit Suisse AG	TCH R Bull CBBC Aug 2012 B	0.250	195 per 100 units	203 per 100 units	2012/08/27	60,000,000	2012/03/22
61240	Credit Suisse AG	TCH R Bear CBBC Aug 2012 D	0.290	236 per 100 units	228 per 100 units	2012/08/27	60,000,000	2012/03/22
61228	HK Bank	HSI R Bull CBBC Dec 2012 K	0.250	20,288 per 15,000 units	20,688 per 15,000 units	2012/12/28	250,000,000	2012/03/22
61229	HK Bank	HSI R Bull CBBC Dec 2012 L	0.250	20,588 per 15,000 units	20,988 per 15,000 units	2012/12/28	250,000,000	2012/03/22
61230	SGA Societe Generale Acceptance N.V.	HSI R Bull CBBC Jul 12E	0.250	21,000 per 10,000 units	21,200 per 10,000 units	2012/07/30	200,000,000	2012/03/22
61233	UBS AG	HSI R Bull CBBC Nov 2012 U	0.250	20,550 per 12,000 units	20,750 per 12,000 units	2012/11/29	300,000,000	2012/03/22

Newly listed callable bull/bear contracts in 2012 (continued)

Code	Issuer	Name of issue	Issue prices (HK\$)	Strike price (HKD) / Strike level per 10 units	Call price (HKD) / Call level per 10 units	Expiry date	No. of issue (units)	Listing date
61234	UBS AG	HSI R Bull CBBC Nov 2012 V	0.250	21,000 per 10,000 units	21,200 per 10,000 units	2012/11/29	300,000,000	2012/03/22
61242	UBS AG	HSI R Bull CBBC Nov 2012 W	0.250	21,150 per 12,000 units	21,350 per 12,000 units	2012/11/29	300,000,000	2012/03/22
61241	UBS AG	HSI R Bear CBBC Jul 2012 C	0.250	21,500 per 10,000 units	21,300 per 10,000 units	2012/07/30	300,000,000	2012/03/22
61232	UBS AG	TCH R Bull CBBC Aug 2012 B	0.250	192 per 100 units	200 per 100 units	2012/08/13	100,000,000	2012/03/22
61231	UBS AG	TCH R Bear CBBC Sep 2012 A	0.480	248 per 100 units	240 per 100 units	2012/09/03	100,000,000	2012/03/22
61243	Credit Suisse AG	HSI R Bull CBBC Jun 2012 V	0.250	21,150 per 10,000 units	21,350 per 10,000 units	2012/06/28	400,000,000	2012/03/23
61244	Credit Suisse AG	HSI R Bear CBBC Jun 2012 B	0.250	21,800 per 10,000 units	21,600 per 10,000 units	2012/06/28	400,000,000	2012/03/23
61245	Credit Suisse AG	TCH R Bull CBBC Sep 2012 A	0.250	202 per 100 units	210 per 100 units	2012/09/28	100,000,000	2012/03/23
61250	Credit Suisse AG	TCH R Bull CBBC Sep 2012 B	0.250	207 per 100 units	215 per 100 units	2012/09/28	100,000,000	2012/03/23
61246	Credit Suisse AG	TCH R Bear CBBC Sep 2012 A	0.330	244 per 100 units	236 per 100 units	2012/09/28	100,000,000	2012/03/23
61247	Credit Suisse AG	TCH R Bear CBBC Sep 2012 B	0.420	253 per 100 units	245 per 100 units	2012/09/28	100,000,000	2012/03/23
61251	Credit Suisse AG	TCH R Bear CBBC Sep 2012 C	0.250	228 per 100 units	220 per 100 units	2012/09/28	100,000,000	2012/03/23
61248	SGA Societe Generale Acceptance N.V.	HSI R Bear CBBC Sep 12P	0.250	21,550 per 10,000 units	21,350 per 10,000 units	2012/09/27	200,000,000	2012/03/23
61249	SGA Societe Generale Acceptance N.V.	HSI R Bear CBBC Sep 12Q	0.250	21,750 per 10,000 units	21,550 per 10,000 units	2012/09/27	200,000,000	2012/03/23
61253	UBS AG	HSI R Bull CBBC Dec 2012 L	0.250	20,950 per 12,000 units	21,150 per 12,000 units	2012/12/28	300,000,000	2012/03/23
61254	UBS AG	HSI R Bear CBBC Jun 2012 X	0.250	21,800 per 10,000 units	21,600 per 10,000 units	2012/06/28	300,000,000	2012/03/23
61252	UBS AG	TCH R Bear CBBC Sep 2012 B	0.520	268 per 100 units	260 per 100 units	2012/09/10	100,000,000	2012/03/23
61268	BNP Paribas Arbit Issu B.V.	HSI R Bear CBBC Jul 2012 O	0.250	21,500 per 10,000 units	21,300 per 10,000 units	2012/07/30	200,000,000	2012/03/26
61269	BNP Paribas Arbit Issu B.V.	HSI R Bear CBBC Jul 2012 P	0.250	21,400 per 10,000 units	21,200 per 10,000 units	2012/07/30	200,000,000	2012/03/26
61257	Credit Suisse AG	HSI R Bull CBBC Jun 2012 O	0.250	21,050 per 10,000 units	21,250 per 10,000 units	2012/06/28	400,000,000	2012/03/26
61255	Credit Suisse AG	HSI R Bull CBBC Jun 2012 Z	0.250	20,850 per 10,000 units	21,050 per 10,000 units	2012/06/28	400,000,000	2012/03/26
61256	Credit Suisse AG	HSI R Bear CBBC Jun 2012 G	0.250	21,800 per 10,000 units	21,600 per 10,000 units	2012/06/28	400,000,000	2012/03/26
61261	Daiwa Capital Mkt	HSI R Bull CBBC Jun 2012 E	0.250	20,908 per 11,000 units	21,108 per 11,000 units	2012/06/28	208,000,000	2012/03/26
61260	Daiwa Capital Mkt	HSI R Bear CBBC Jun 2012 Y	0.250	21,400 per 11,000 units	21,200 per 11,000 units	2012/06/28	208,000,000	2012/03/26
61267	UBS AG	China Mobile R Bear CBBC Aug 2012 B	0.250	93 per 100 units	90 per 100 units	2012/08/27	100,000,000	2012/03/26
61258	UBS AG	HSI R Bull CBBC Sep 2012 T	0.250	20,900 per 10,000 units	21,100 per 10,000 units	2012/09/27	300,000,000	2012/03/26
61259	UBS AG	HSI R Bull CBBC Dec 2012 M	0.250	21,050 per 12,000 units	21,250 per 12,000 units	2012/12/28	300,000,000	2012/03/26
61265	UBS AG	HSI R Bear CBBC Jun 2012 I	0.250	21,350 per 12,000 units	21,150 per 12,000 units	2012/06/28	300,000,000	2012/03/26
61266	UBS AG	HSI R Bear CBBC Aug 2012 A	0.250	21,650 per 12,000 units	21,450 per 12,000 units	2012/08/30	300,000,000	2012/03/26
61264	UBS AG	TCH R Bull CBBC Aug 2012 C	0.250	202 per 100 units	210 per 100 units	2012/08/27	100,000,000	2012/03/26
61263	UBS AG	TCH R Bull CBBC Sep 2012 A	0.250	212 per 100 units	220 per 100 units	2012/09/10	100,000,000	2012/03/26
61262	UBS AG	TCH R Bear CBBC Aug 2012 C	0.380	258 per 100 units	250 per 100 units	2012/08/13	100,000,000	2012/03/26
61295	BNP Paribas Arbit Issu B.V.	HSI R Bear CBBC Jul 2012 Q	0.250	21,300 per 10,000 units	21,100 per 10,000 units	2012/07/30	200,000,000	2012/03/27
61296	BNP Paribas Arbit Issu B.V.	HSI R Bear CBBC Jul 2012 R	0.250	21,200 per 10,000 units	21,000 per 10,000 units	2012/07/30	200,000,000	2012/03/27
61285	Credit Suisse AG	China Life R Bear CBBC Jul 2012 B	0.250	22.45	21.45	2012/07/30	80,000,000	2012/03/27
61286	Credit Suisse AG	China Life R Bear CBBC Jul 2012 C	0.250	21.85	20.85	2012/07/30	80,000,000	2012/03/27
61283	Credit Suisse AG	A50 China R Bear CBBC Aug 2012 A	0.250	12.28	11.98	2012/08/27	60,000,000	2012/03/27
61284	Credit Suisse AG	A50 China R Bear CBBC Aug 2012 B	0.250	11.82	11.52	2012/08/27	60,000,000	2012/03/27
61278	Credit Suisse AG	HSI R Bull CBBC Jun 2012 C	0.250	20,750 per 10,000 units	20,950 per 10,000 units	2012/06/28	400,000,000	2012/03/27
61277	Credit Suisse AG	HSI R Bull CBBC Jun 2012 U	0.250	20,900 per 10,000 units	21,100 per 10,000 units	2012/06/28	400,000,000	2012/03/27
61291	Credit Suisse AG	HSI R Bull CBBC Jul 2012 S	0.250	20,600 per 10,000 units	20,800 per 10,000 units	2012/07/30	400,000,000	2012/03/27
61281	Credit Suisse AG	HSI R Bear CBBC Jun 2012 H	0.250	21,175 per 10,000 units	20,975 per 10,000 units	2012/06/28	400,000,000	2012/03/27

Newly listed callable bull/bear contracts in 2012 (continued)

Code	Issuer	Name of issue	Issue prices (HK\$)	Strike price (HKD) / Strike level per 10 units	Call price (HKD) / Call level per 10 units	Expiry date	No. of issue (units)	Listing date
61282	Credit Suisse AG	HSI R Bear CBBC Jun 2012 I	0.250	21,300 per 10,000 units	21,100 per 10,000 units	2012/06/28	400,000,000	2012/03/27
61292	Credit Suisse AG	HSI R Bear CBBC Jun 2012 J	0.250	21,090 per 10,000 units	20,890 per 10,000 units	2012/06/28	400,000,000	2012/03/27
61293	Credit Suisse AG	HSI R Bear CBBC Sep 2012 Y	0.250	21,488 per 15,000 units	21,288 per 15,000 units	2012/09/27	400,000,000	2012/03/27
61287	Credit Suisse AG	TCH R Bear CBBC Jul 2012 H	0.460	261 per 100 units	253 per 100 units	2012/07/30	80,000,000	2012/03/27
61299	Daiwa Capital Mkt	HSCEI R Bear CBBC Aug 2012 B	0.250	11,400 per 10,000 units	11,200 per 10,000 units	2012/08/30	98,000,000	2012/03/27
61288	Daiwa Capital Mkt	HSI R Bull CBBC Jun 2012 Z	0.250	20,680 per 10,000 units	20,880 per 10,000 units	2012/06/28	208,000,000	2012/03/27
61298	Daiwa Capital Mkt	HSI R Bear CBBC Jun 2012 F	0.250	21,250 per 10,000 units	21,050 per 10,000 units	2012/06/28	208,000,000	2012/03/27
61297	Daiwa Capital Mkt	HSI R Bear CBBC Jun 2012 Z	0.250	21,090 per 11,000 units	20,890 per 11,000 units	2012/06/28	208,000,000	2012/03/27
61270	SGA Societe Generale Acceptance N.V.	HSI R Bull CBBC Jul 12I	0.250	20,900 per 10,000 units	21,100 per 10,000 units	2012/07/30	200,000,000	2012/03/27
61274	SGA Societe Generale Acceptance N.V.	HSI R Bull CBBC Jul 12O	0.250	20,800 per 10,000 units	21,000 per 10,000 units	2012/07/30	200,000,000	2012/03/27
61275	SGA Societe Generale Acceptance N.V.	HSI R Bull CBBC Jul 12W	0.250	20,700 per 10,000 units	20,900 per 10,000 units	2012/07/30	200,000,000	2012/03/27
61279	SGA Societe Generale Acceptance N.V.	HSI R Bear CBBC Aug 12L	0.250	21,200 per 10,000 units	21,000 per 10,000 units	2012/08/30	200,000,000	2012/03/27
61280	SGA Societe Generale Acceptance N.V.	HSI R Bear CBBC Aug 12M	0.250	21,300 per 10,000 units	21,100 per 10,000 units	2012/08/30	200,000,000	2012/03/27
61271	SGA Societe Generale Acceptance N.V.	HSI R Bear CBBC Sep 12R	0.250	21,350 per 10,000 units	21,150 per 10,000 units	2012/09/27	200,000,000	2012/03/27
61272	SGA Societe Generale Acceptance N.V.	HSI R Bear CBBC Sep 12S	0.250	21,450 per 10,000 units	21,250 per 10,000 units	2012/09/27	200,000,000	2012/03/27
61273	SGA Societe Generale Acceptance N.V.	HSI R Bear CBBC Sep 12T	0.250	21,650 per 10,000 units	21,450 per 10,000 units	2012/09/27	200,000,000	2012/03/27
61289	UBS AG	HSI R Bull CBBC Sep 2012 W	0.250	20,600 per 10,000 units	20,800 per 10,000 units	2012/09/27	300,000,000	2012/03/27
61276	UBS AG	HSI R Bull CBBC Oct 2012 V	0.250	20,800 per 10,000 units	21,000 per 10,000 units	2012/10/30	300,000,000	2012/03/27
61290	UBS AG	HSI R Bear CBBC Jun 2012 W	0.250	21,200 per 10,000 units	21,000 per 10,000 units	2012/06/28	300,000,000	2012/03/27
61294	UBS AG	HSI R Bear CBBC Nov 2012 I	0.250	21,100 per 10,000 units	20,900 per 10,000 units	2012/11/29	300,000,000	2012/03/27
61313	BNP Paribas Arbit Issu B.V.	HSI R Bull CBBC Mar 2013 R	0.250	20,600 per 10,000 units	20,800 per 10,000 units	2013/03/27	200,000,000	2012/03/28
61305	Credit Suisse AG	HSI R Bull CBBC Jun 2012 K	0.250	20,688 per 10,000 units	20,888 per 10,000 units	2012/06/28	400,000,000	2012/03/28
61306	Credit Suisse AG	HSI R Bear CBBC Jun 2012 L	0.250	21,200 per 10,000 units	21,000 per 10,000 units	2012/06/28	400,000,000	2012/03/28
61307	Credit Suisse AG	HSI R Bear CBBC Jun 2012 M	0.250	22,050 per 10,000 units	21,850 per 10,000 units	2012/06/28	400,000,000	2012/03/28
61312	Credit Suisse AG	HSI R Bear CBBC Jun 2012 N	0.250	21,005 per 10,000 units	20,805 per 10,000 units	2012/06/28	400,000,000	2012/03/28
61303	HK Bank	TCH R Bull CBBC Dec 2012 A	0.250	192.88 per 100 units	202.88 per 100 units	2012/12/12	200,000,000	2012/03/28
61304	HK Bank	TCH R Bear CBBC Dec 2012 B	0.350	248.88 per 100 units	238.88 per 100 units	2012/12/12	200,000,000	2012/03/28
61321	J P Morgan SP BV	HSI R Bear CBBC Aug 2012 P	0.250	21,500 per 10,000 units	21,300 per 10,000 units	2012/08/30	300,000,000	2012/03/28
61319	J P Morgan SP BV	HSI R Bear CBBC Aug 2012 Y	0.250	21,700 per 10,000 units	21,500 per 10,000 units	2012/08/30	300,000,000	2012/03/28
61320	J P Morgan SP BV	HSI R Bear CBBC Aug 2012 Z	0.250	21,100 per 10,000 units	20,900 per 10,000 units	2012/08/30	300,000,000	2012/03/28
61302	Merrill Lynch Int'l & Co. C.V.	HSI R Bear CBBC Oct 2012 N	0.250	21,700 per 12,000 units	21,400 per 12,000 units	2012/10/30	40,000,000	2012/03/28
61300	SGA Societe Generale Acceptance N.V.	HSI R Bull CBBC Jul 12A	0.250	20,600 per 10,000 units	20,800 per 10,000 units	2012/07/30	200,000,000	2012/03/28
61310	SGA Societe Generale Acceptance N.V.	HSI R Bull CBBC Sep 12C	0.250	20,450 per 10,000 units	20,650 per 10,000 units	2012/09/27	200,000,000	2012/03/28
61311	SGA Societe Generale Acceptance N.V.	HSI R Bull CBBC Oct 12G	0.260	18,050 per 15,000 units	18,250 per 15,000 units	2012/10/30	200,000,000	2012/03/28
61301	SGA Societe Generale Acceptance N.V.	HSI R Bear CBBC Aug 12N	0.250	21,100 per 10,000 units	20,900 per 10,000 units	2012/08/30	200,000,000	2012/03/28
61318	UBS AG	China Life R Bear CBBC Aug 2012 F	0.250	21.88	20.88	2012/08/27	100,000,000	2012/03/28
61317	UBS AG	A50 China R Bear CBBC Aug 2012 D	0.250	11.8	11.5	2012/08/20	100,000,000	2012/03/28
61309	UBS AG	HSI R Bull CBBC Dec 2012 N	0.250	20,650 per 12,000 units	20,850 per 12,000 units	2012/12/28	300,000,000	2012/03/28
61316	UBS AG	HSI R Bear CBBC Jun 2012 Y	0.250	21,050 per 12,000 units	20,850 per 12,000 units	2012/06/28	300,000,000	2012/03/28
61315	UBS AG	HSI R Bear CBBC Jul 2012 B	0.250	21,300 per 10,000 units	21,100 per 10,000 units	2012/07/30	300,000,000	2012/03/28
61334	BNP Paribas Arbit Issu B.V.	HSI R Bull CBBC Mar 2013 S	0.250	20,700 per 10,000 units	20,900 per 10,000 units	2013/03/27	200,000,000	2012/03/29
61327	BNP Paribas Arbit Issu B.V.	HSI R Bear CBBC Jul 2012 S	0.250	21,100 per 10,000 units	20,900 per 10,000 units	2012/07/30	200,000,000	2012/03/29
61322	SGA Societe Generale Acceptance N.V.	HSI R Bull CBBC Nov 12A	0.250	19,950 per 10,000 units	20,150 per 10,000 units	2012/11/29	200,000,000	2012/03/29

Newly listed callable bull/bear contracts in 2012 (continued)

Code	Issuer	Name of issue	Issue prices (HK\$)	Strike price (HKD) / Strike level per 10 units	Call price (HKD) / Call level per 10 units	Expiry date	No. of issue (units)	Listing date
61323	SGA Societe Generale Acceptance N.V.	HSI R Bull CBBC Nov 12B	0.250	20,050 per 10,000 units	20,250 per 10,000 units	2012/11/29	200,000,000	2012/03/29
61324	SGA Societe Generale Acceptance N.V.	HSI R Bull CBBC Nov 12C	0.250	20,150 per 10,000 units	20,350 per 10,000 units	2012/11/29	200,000,000	2012/03/29
61325	SGA Societe Generale Acceptance N.V.	HSI R Bull CBBC Nov 12D	0.250	20,250 per 10,000 units	20,450 per 10,000 units	2012/11/29	200,000,000	2012/03/29
61326	SGA Societe Generale Acceptance N.V.	HSI R Bull CBBC Nov 12E	0.250	20,350 per 10,000 units	20,550 per 10,000 units	2012/11/29	200,000,000	2012/03/29
61331	UBS AG	HSI R Bull CBBC Sep 2012 U	0.250	20,050 per 12,000 units	20,250 per 12,000 units	2012/09/27	300,000,000	2012/03/29
61332	UBS AG	HSI R Bull CBBC Nov 2012 X	0.250	20,450 per 12,000 units	20,650 per 12,000 units	2012/11/29	300,000,000	2012/03/29
61333	UBS AG	HSI R Bull CBBC Nov 2012 Y	0.250	20,700 per 10,000 units	20,900 per 10,000 units	2012/11/29	300,000,000	2012/03/29
61330	UBS AG	HSI R Bull CBBC Dec 2012 O	0.250	19,850 per 12,000 units	20,050 per 12,000 units	2012/12/28	300,000,000	2012/03/29
61329	UBS AG	HSI R Bull CBBC Jan 2013 C	0.250	19,650 per 12,000 units	19,850 per 12,000 units	2013/01/30	300,000,000	2012/03/29
61328	UBS AG	HSI R Bear CBBC Sep 2012 V	0.250	21,450 per 12,000 units	21,250 per 12,000 units	2012/09/27	300,000,000	2012/03/29
61357	BNP Paribas Arbit Issu B.V.	HSI R Bear CBBC Jul 2012 T	0.250	20,900 per 10,000 units	20,700 per 10,000 units	2012/07/30	200,000,000	2012/03/30
61358	BNP Paribas Arbit Issu B.V.	HSI R Bear CBBC Jul 2012 U	0.250	21,000 per 10,000 units	20,800 per 10,000 units	2012/07/30	200,000,000	2012/03/30
61345	Credit Suisse AG	HSI R Bull CBBC Jul 2012 F	0.250	20,500 per 10,000 units	20,700 per 10,000 units	2012/07/30	400,000,000	2012/03/30
61344	Credit Suisse AG	HSI R Bull CBBC Jul 2012 W	0.250	20,700 per 10,000 units	20,900 per 10,000 units	2012/07/30	400,000,000	2012/03/30
61350	Credit Suisse AG	HSI R Bear CBBC Jul 2012 W	0.250	20,870 per 10,000 units	20,670 per 10,000 units	2012/07/30	400,000,000	2012/03/30
61349	Daiwa Capital Mkt	HSI R Bull CBBC Jul 2012 N	0.250	20,450 per 11,000 units	20,650 per 11,000 units	2012/07/30	208,000,000	2012/03/30
61353	Daiwa Capital Mkt	HSI R Bear CBBC Jul 2012 U	0.250	20,950 per 10,000 units	20,750 per 10,000 units	2012/07/30	208,000,000	2012/03/30
61354	Daiwa Capital Mkt	HSI R Bear CBBC Jul 2012 V	0.250	20,880 per 11,000 units	20,680 per 11,000 units	2012/07/30	208,000,000	2012/03/30
61335	HK Bank	HSI R Bear CBBC Dec 2012 J	0.250	21,988 per 15,000 units	21,588 per 15,000 units	2012/12/28	250,000,000	2012/03/30
61337	SGA Societe Generale Acceptance N.V.	HSI R Bull CBBC Nov 12F	0.250	19,450 per 10,000 units	19,650 per 10,000 units	2012/11/29	200,000,000	2012/03/30
61338	SGA Societe Generale Acceptance N.V.	HSI R Bull CBBC Nov 12G	0.250	19,550 per 10,000 units	19,750 per 10,000 units	2012/11/29	200,000,000	2012/03/30
61339	SGA Societe Generale Acceptance N.V.	HSI R Bull CBBC Nov 12H	0.250	19,650 per 10,000 units	19,850 per 10,000 units	2012/11/29	200,000,000	2012/03/30
61340	SGA Societe Generale Acceptance N.V.	HSI R Bull CBBC Nov 12I	0.250	19,750 per 10,000 units	19,950 per 10,000 units	2012/11/29	200,000,000	2012/03/30
61341	SGA Societe Generale Acceptance N.V.	HSI R Bull CBBC Nov 12J	0.250	19,850 per 10,000 units	20,050 per 10,000 units	2012/11/29	200,000,000	2012/03/30
61343	SGA Societe Generale Acceptance N.V.	HSI R Bull CBBC Nov 12K	0.250	20,550 per 10,000 units	20,750 per 10,000 units	2012/11/29	200,000,000	2012/03/30
61347	SGA Societe Generale Acceptance N.V.	HSI R Bull CBBC Nov 12L	0.250	19,250 per 10,000 units	19,450 per 10,000 units	2012/11/29	200,000,000	2012/03/30
61348	SGA Societe Generale Acceptance N.V.	HSI R Bull CBBC Nov 12M	0.250	19,350 per 10,000 units	19,550 per 10,000 units	2012/11/29	200,000,000	2012/03/30
61346	SGA Societe Generale Acceptance N.V.	HSI R Bear CBBC Jul 12H	0.250	21,000 per 10,000 units	20,800 per 10,000 units	2012/07/30	200,000,000	2012/03/30
61342	UBS AG	HSI R Bull CBBC Oct 2012 X	0.250	20,500 per 10,000 units	20,700 per 10,000 units	2012/10/30	300,000,000	2012/03/30
61352	UBS AG	HSI R Bull CBBC Dec 2012 P	0.250	19,950 per 12,000 units	20,150 per 12,000 units	2012/12/28	300,000,000	2012/03/30
61351	UBS AG	HSI R Bull CBBC Jan 2013 D	0.250	19,750 per 12,000 units	19,950 per 12,000 units	2013/01/30	300,000,000	2012/03/30
61356	UBS AG	HSI R Bear CBBC Jul 2012 J	0.250	20,900 per 10,000 units	20,700 per 10,000 units	2012/07/30	300,000,000	2012/03/30
61355	UBS AG	HSI R Bear CBBC Sep 2012 W	0.250	21,150 per 12,000 units	20,950 per 12,000 units	2012/09/27	300,000,000	2012/03/30
60181 *	UBS AG	Ping An R Bull CBBC Jul 2012 C	0.110	50.20 per 100 units	55 per 100 units	2012/07/09	100,000,000	2012/03/30
61365	BNP Paribas Arbit Issu B.V.	HSCEI R Bull CBBC Dec 2012 F	0.250	9,900 per 5,000 units	10,200 per 5,000 units	2012/12/28	200,000,000	2012/04/02
61364	BNP Paribas Arbit Issu B.V.	HSCEI R Bear CBBC Dec 2012 C	0.250	11,100 per 5,000 units	10,900 per 5,000 units	2012/12/28	200,000,000	2012/04/02
61363	BNP Paribas Arbit Issu B.V.	HSI R Bull CBBC Mar 2013 T	0.250	20,400 per 10,000 units	20,600 per 10,000 units	2013/03/27	200,000,000	2012/04/02
61359	Credit Suisse AG	HSI R Bull CBBC Jul 2012 G	0.250	20,400 per 10,000 units	20,600 per 10,000 units	2012/07/30	400,000,000	2012/04/02
61360	Credit Suisse AG	HSI R Bear CBBC Jul 2012 K	0.250	20,900 per 10,000 units	20,700 per 10,000 units	2012/07/30	400,000,000	2012/04/02
61362	UBS AG	HSI R Bull CBBC Nov 2012 Z	0.250	20,400 per 10,000 units	20,600 per 10,000 units	2012/11/29	300,000,000	2012/04/02
61361	UBS AG	HSI R Bear CBBC Sep 2012 X	0.250	21,000 per 10,000 units	20,800 per 10,000 units	2012/09/27	300,000,000	2012/04/02
61377	BNP Paribas Arbit Issu B.V.	HSI R Bull CBBC Mar 2013 U	0.250	20,800 per 10,000 units	21,000 per 10,000 units	2013/03/27	200,000,000	2012/04/03
61378	BNP Paribas Arbit Issu B.V.	HSI R Bull CBBC Mar 2013 V	0.250	20,500 per 10,000 units	20,700 per 10,000 units	2013/03/27	200,000,000	2012/04/03

Newly listed callable bull/bear contracts in 2012 (continued)

Code	Issuer	Name of issue	Issue prices (HK\$)	Strike price (HKD) / Strike level per 10 units	Call price (HKD) / Call level per 10 units	Expiry date	No. of issue (units)	Listing date
61375	Credit Suisse AG	HSI R Bull CBBC Jul 2012 K	0.250	20,846 per 10,000 units	21,046 per 10,000 units	2012/07/30	400,000,000	2012/04/03
61369	Credit Suisse AG	HSI R Bear CBBC Jul 2012 Z	0.250	21,100 per 10,000 units	20,900 per 10,000 units	2012/07/30	400,000,000	2012/04/03
61376	Daiwa Capital Mkt	HSI R Bull CBBC Jul 2012 O	0.250	20,838 per 11,000 units	21,038 per 11,000 units	2012/07/30	208,000,000	2012/04/03
61368	HK Bank	A50 R Bear CBBC Nov 2012 A	0.250	12.18	11.88	2012/11/28	100,000,000	2012/04/03
61372	SGA Societe Generale Acceptance N.V.	HSI R Bull CBBC Nov 12N	0.250	20,650 per 10,000 units	20,850 per 10,000 units	2012/11/29	200,000,000	2012/04/03
61373	SGA Societe Generale Acceptance N.V.	HSI R Bull CBBC Nov 12O	0.250	20,750 per 10,000 units	20,950 per 10,000 units	2012/11/29	200,000,000	2012/04/03
61366	SGA Societe Generale Acceptance N.V.	HSI R Bear CBBC Jul 12J	0.250	20,900 per 10,000 units	20,700 per 10,000 units	2012/07/30	200,000,000	2012/04/03
61367	SGA Societe Generale Acceptance N.V.	HSI R Bear CBBC Jul 12K	0.250	21,200 per 10,000 units	21,000 per 10,000 units	2012/07/30	200,000,000	2012/04/03
61379	UBS AG	HSI R Bull CBBC Oct 2012 M	0.250	20,800 per 10,000 units	21,000 per 10,000 units	2012/10/30	300,000,000	2012/04/03
61371	UBS AG	HSI R Bear CBBC Aug 2012 B	0.250	21,200 per 10,000 units	21,000 per 10,000 units	2012/08/30	300,000,000	2012/04/03
61370	UBS AG	HSI R Bear CBBC Oct 2012 V	0.250	20,950 per 12,000 units	20,750 per 12,000 units	2012/10/30	300,000,000	2012/04/03
61380	UBS AG	Ping An R Bull CBBC Jul 2012 F	0.250	47.70 per 100 units	52.50 per 100 units	2012/07/23	100,000,000	2012/04/03
61395	Credit Suisse AG	HSI R Bull CBBC Jul 2012 C	0.250	20,800 per 10,000 units	21,000 per 10,000 units	2012/07/30	400,000,000	2012/04/05
61399	Credit Suisse AG	HSI R Bull CBBC Jul 2012 J	0.250	20,600 per 10,000 units	20,800 per 10,000 units	2012/07/30	400,000,000	2012/04/05
61397	Credit Suisse AG	HSI R Bear CBBC Jul 2012 C	0.250	21,050 per 10,000 units	20,850 per 10,000 units	2012/07/30	400,000,000	2012/04/05
61394	Daiwa Capital Mkt	HSI R Bull CBBC Jul 2012 P	0.250	20,550 per 10,000 units	20,750 per 10,000 units	2012/07/30	208,000,000	2012/04/05
61400	Daiwa Capital Mkt	HSI R Bear CBBC Jul 2012 W	0.250	21,050 per 10,000 units	20,850 per 10,000 units	2012/07/30	208,000,000	2012/04/05
61403	Daiwa Capital Mkt	HSI R Bear CBBC Jul 2012 X	0.250	21,200 per 10,000 units	21,000 per 10,000 units	2012/07/30	208,000,000	2012/04/05
61383	HK Bank	China Mobile R Bull CBBC Dec 2012 B	0.250	75.88 per 100 units	78.88 per 100 units	2012/12/12	200,000,000	2012/04/05
61384	HK Bank	China Mobile R Bull CBBC Dec 2012 C	0.250	77.88 per 100 units	80.88 per 100 units	2012/12/12	200,000,000	2012/04/05
61385	HK Bank	Sinopec Corp R Bull CBBC Dec 2012 B	0.250	7.58	7.88	2012/12/18	80,000,000	2012/04/05
61386	HK Bank	Sinopec Corp R Bull CBBC Dec 2012 C	0.250	7.78	8.08	2012/12/18	80,000,000	2012/04/05
61387	HK Bank	Sinopec Corp R Bear CBBC Dec 2012 A	0.250	9.98	9.68	2012/12/18	80,000,000	2012/04/05
61388	HK Bank	A50 R Bull CBBC Jan 2013 B	0.250	10.5	10.8	2013/01/18	100,000,000	2012/04/05
61381	HK Bank	A50 R Bear CBBC Nov 2012 B	0.250	12.38	12.08	2012/11/28	100,000,000	2012/04/05
61382	HK Bank	A50 R Bear CBBC Nov 2012 C	0.250	12.18	11.88	2012/11/28	100,000,000	2012/04/05
61398	SGA Societe Generale Acceptance N.V.	HSI R Bear CBBC Jul 12C	0.250	21,100 per 10,000 units	20,900 per 10,000 units	2012/07/30	200,000,000	2012/04/05
61402	UBS AG	HSI R Bull CBBC Sep 2012 V	0.250	20,600 per 10,000 units	20,800 per 10,000 units	2012/09/27	300,000,000	2012/04/05
61396	UBS AG	HSI R Bull CBBC Dec 2012 Q	0.250	20,750 per 12,000 units	20,950 per 12,000 units	2012/12/28	300,000,000	2012/04/05
61401	UBS AG	HSI R Bear CBBC Oct 2012 W	0.250	21,050 per 12,000 units	20,850 per 12,000 units	2012/10/30	300,000,000	2012/04/05
61405	Credit Suisse AG	HSI R Bull CBBC Jul 2012 Q	0.250	20,650 per 10,000 units	20,850 per 10,000 units	2012/07/30	400,000,000	2012/04/10
61406	Credit Suisse AG	HSI R Bull CBBC Jul 2012 Z	0.250	20,350 per 10,000 units	20,550 per 10,000 units	2012/07/30	400,000,000	2012/04/10
61409	Credit Suisse AG	HSI R Bear CBBC Jul 2012 J	0.250	21,000 per 10,000 units	20,800 per 10,000 units	2012/07/30	400,000,000	2012/04/10
61417	Credit Suisse AG	HSI R Bear CBBC Jul 2012 Q	0.250	20,810 per 10,000 units	20,610 per 10,000 units	2012/07/30	400,000,000	2012/04/10
61410	Daiwa Capital Mkt	A50 China R Bull CBBC Dec 2012 A	0.250	10.18	10.48	2012/12/05	80,000,000	2012/04/10
61413	Daiwa Capital Mkt	A50 China R Bull CBBC Dec 2012 B	0.250	9.68	9.98	2012/12/10	80,000,000	2012/04/10
61414	Daiwa Capital Mkt	A50 China R Bull CBBC Dec 2012 C	0.250	9.18	9.48	2012/12/31	80,000,000	2012/04/10
61411	Daiwa Capital Mkt	A50 China R Bear CBBC Dec 2012 A	0.250	11.68	11.38	2012/12/05	80,000,000	2012/04/10

Newly listed callable bull/bear contracts in 2012 (continued)

Code	Issuer	Name of issue	Issue prices (HK\$)	Strike price (HKD) / Strike level per 10 units	Call price (HKD) / Call level per 10 units	Expiry date	No. of issue (units)	Listing date
61412	Daiwa Capital Mkt	A50 China R Bear CBBC Dec 2012 B	0.250	12.18	11.88	2012/12/10	80,000,000	2012/04/10
61415	Daiwa Capital Mkt	A50 China R Bear CBBC Dec 2012 C	0.250	12.68	12.38	2012/12/31	80,000,000	2012/04/10
61404	SGA Societe Generale Acceptance N.V.	HSI R Bull CBBC Nov 12P	0.250	20,450 per 10,000 units	20,650 per 10,000 units	2012/11/29	200,000,000	2012/04/10
61416	SGA Societe Generale Acceptance N.V.	HSI R Bull CBBC Nov 12Q	0.250	20,350 per 10,000 units	20,550 per 10,000 units	2012/11/29	200,000,000	2012/04/10
61426	UBS AG	CNOOC R Bear CBBC Jul 2012 G	0.280	18.68	17.88	2012/07/30	100,000,000	2012/04/10
61422	UBS AG	A50 China R Bear CBBC Sep 2012 A	0.250	11.3	11	2012/09/03	100,000,000	2012/04/10
61421	UBS AG	HSCEI R Bear CBBC Aug 2012 A	0.250	11,200 per 10,000 units	11,000 per 10,000 units	2012/08/30	100,000,000	2012/04/10
61408	UBS AG	HSI R Bull CBBC Nov 2012 I	0.250	20,650 per 12,000 units	20,850 per 12,000 units	2012/11/29	300,000,000	2012/04/10
61407	UBS AG	HSI R Bull CBBC Dec 2012 R	0.250	20,450 per 12,000 units	20,650 per 12,000 units	2012/12/28	300,000,000	2012/04/10
61420	UBS AG	HSI R Bear CBBC Jul 2012 R	0.250	21,100 per 10,000 units	20,900 per 10,000 units	2012/07/30	300,000,000	2012/04/10
61419	UBS AG	HSI R Bear CBBC Sep 2012 Y	0.250	20,850 per 12,000 units	20,650 per 12,000 units	2012/09/27	300,000,000	2012/04/10
61418	UBS AG	Hutchison R Bear CBBC Aug 2012 E	0.250	83 per 100 units	80 per 100 units	2012/08/13	100,000,000	2012/04/10
61425	UBS AG	ICBC R Bear CBBC Aug 2012 C	0.250	5.8	5.5	2012/08/20	100,000,000	2012/04/10
61423	UBS AG	Ping An R Bear CBBC Sep 2012 A	0.250	69.80 per 100 units	65 per 100 units	2012/09/17	100,000,000	2012/04/10
61449	BNP Paribas Arbit Issu B.V.	HSI R Bull CBBC Mar 2013 W	0.250	20,300 per 10,000 units	20,500 per 10,000 units	2013/03/27	200,000,000	2012/04/11
61450	BNP Paribas Arbit Issu B.V.	HSI R Bull CBBC Mar 2013 X	0.250	20,200 per 10,000 units	20,400 per 10,000 units	2013/03/27	200,000,000	2012/04/11
61439	BNP Paribas Arbit Issu B.V.	HSI R Bear CBBC Jul 2012 V	0.250	20,800 per 10,000 units	20,600 per 10,000 units	2012/07/30	200,000,000	2012/04/11
61440	BNP Paribas Arbit Issu B.V.	HSI R Bear CBBC Jul 2012 W	0.250	20,700 per 10,000 units	20,500 per 10,000 units	2012/07/30	200,000,000	2012/04/11
61437	Credit Suisse AG	HKEI R Bear CBBC Sep 2012 A	0.250	142 per 100 units	136 per 100 units	2012/09/28	60,000,000	2012/04/11
61429	Credit Suisse AG	HSI R Bull CBBC Jul 2012 I	0.250	20,300 per 10,000 units	20,500 per 10,000 units	2012/07/30	400,000,000	2012/04/11
61431	Credit Suisse AG	HSI R Bear CBBC Jul 2012 S	0.250	20,700 per 10,000 units	20,500 per 10,000 units	2012/07/30	400,000,000	2012/04/11
61438	Credit Suisse AG	Hutchison R Bear CBBC Sep 2012 A	0.250	83.30 per 100 units	80.30 per 100 units	2012/09/28	60,000,000	2012/04/11
61434	Credit Suisse AG	TCH R Bear CBBC Sep 2012 D	0.250	230 per 100 units	222 per 100 units	2012/09/28	60,000,000	2012/04/11
61436	Credit Suisse AG	TCH R Bear CBBC Sep 2012 E	0.250	224 per 100 units	216 per 100 units	2012/09/28	60,000,000	2012/04/11
61447	Citigroup Global Mkt H Inc.	HSI R Bull CBBC Sep 2012 A	0.250	19,700 per 10,000 units	19,900 per 10,000 units	2012/09/27	200,000,000	2012/04/11
61448	Citigroup Global Mkt H Inc.	HSI R Bear CBBC Jul 2012 A	0.250	21,400 per 10,000 units	21,200 per 10,000 units	2012/07/30	200,000,000	2012/04/11
61427	HK Bank	HSI R Bear CBBC Dec 2012 K	0.250	21,688 per 15,000 units	21,288 per 15,000 units	2012/12/28	200,000,000	2012/04/11
61428	SGA Societe Generale Acceptance N.V.	HSI R Bull CBBC Nov 12R	0.250	20,250 per 10,000 units	20,450 per 10,000 units	2012/11/29	200,000,000	2012/04/11
61432	SGA Societe Generale Acceptance N.V.	HSI R Bear CBBC Jul 12L	0.250	20,800 per 10,000 units	20,600 per 10,000 units	2012/07/30	200,000,000	2012/04/11
61433	SGA Societe Generale Acceptance N.V.	HSI R Bear CBBC Jul 12M	0.250	20,700 per 10,000 units	20,500 per 10,000 units	2012/07/30	200,000,000	2012/04/11
61430	UBS AG	HSI R Bull CBBC Sep 2012 X	0.250	20,300 per 10,000 units	20,500 per 10,000 units	2012/09/27	300,000,000	2012/04/11
61442	UBS AG	HSI R Bear CBBC Jul 2012 O	0.250	20,700 per 10,000 units	20,500 per 10,000 units	2012/07/30	300,000,000	2012/04/11
61445	UBS AG	SHK Ppt R Bull CBBC Aug 2012 A	0.250	91 per 100 units	95 per 100 units	2012/08/06	100,000,000	2012/04/11
61446	UBS AG	SHK Ppt R Bull CBBC Sep 2012 A	0.250	81 per 100 units	85 per 100 units	2012/09/03	100,000,000	2012/04/11
61441	UBS AG	SHK Ppt R Bear CBBC Aug 2012 B	0.250	114 per 100 units	110 per 100 units	2012/08/20	100,000,000	2012/04/11
61444	UBS AG	TCH R Bear CBBC Aug 2012 D	0.250	228 per 100 units	220 per 100 units	2012/08/20	100,000,000	2012/04/11
61467	BNP Paribas Arbit Issu B.V.	HSI R Bear CBBC Jul 2012 X	0.250	21,200 per 10,000 units	21,000 per 10,000 units	2012/07/30	200,000,000	2012/04/12
61454	Credit Suisse AG	HSI R Bull CBBC Jul 2012 S	0.250	20,200 per 10,000 units	20,400 per 10,000 units	2012/07/30	400,000,000	2012/04/12
61459	Credit Suisse AG	HSI R Bear CBBC Jul 2012 F	0.250	20,750 per 10,000 units	20,550 per 10,000 units	2012/07/30	400,000,000	2012/04/12
61451	HK Bank	HSI R Bear CBBC Dec 2012 L	0.250	21,388 per 20,000 units	20,988 per 20,000 units	2012/12/28	250,000,000	2012/04/12
61466	J P Morgan SP BV	HSI R Bull CBBC Sep 2012 A	0.250	20,300 per 10,000 units	20,500 per 10,000 units	2012/09/27	300,000,000	2012/04/12

Newly listed callable bull/bear contracts in 2012 (continued)

Code	Issuer	Name of issue	Issue prices (HK\$)	Strike price (HKD) / Strike level per 10 units	Call price (HKD) / Call level per 10 units	Expiry date	No. of issue (units)	Listing date
61460	J P Morgan SP BV	HSI R Bear CBBC Aug 2012 Q	0.250	20,800 per 10,000 units	20,600 per 10,000 units	2012/08/30	300,000,000	2012/04/12
61461	J P Morgan SP BV	HSI R Bear CBBC Aug 2012 R	0.250	21,100 per 10,000 units	20,900 per 10,000 units	2012/08/30	300,000,000	2012/04/12
61462	J P Morgan SP BV	HSI R Bear CBBC Aug 2012 U	0.250	21,300 per 10,000 units	21,100 per 10,000 units	2012/08/30	300,000,000	2012/04/12
61463	J P Morgan SP BV	HSI R Bear CBBC Sep 2012 A	0.250	21,600 per 10,000 units	21,400 per 10,000 units	2012/09/27	300,000,000	2012/04/12
61464	J P Morgan SP BV	HSI R Bear CBBC Sep 2012 B	0.250	21,800 per 10,000 units	21,600 per 10,000 units	2012/09/27	300,000,000	2012/04/12
61458	UBS AG	HKEx R Bear CBBC Sep 2012 A	0.250	141 per 100 units	135 per 100 units	2012/09/17	100,000,000	2012/04/12
61457	UBS AG	HSI R Bull CBBC Oct 2012 K	0.250	18,800 per 10,000 units	19,000 per 10,000 units	2012/10/30	300,000,000	2012/04/12
61452	UBS AG	HSI R Bull CBBC Oct 2012 W	0.250	20,200 per 10,000 units	20,400 per 10,000 units	2012/10/30	300,000,000	2012/04/12
61453	UBS AG	HSI R Bull CBBC Nov 2012 J	0.250	20,350 per 12,000 units	20,550 per 12,000 units	2012/11/29	300,000,000	2012/04/12
61456	UBS AG	HSI R Bull CBBC Nov 2012 K	0.250	18,300 per 10,000 units	18,500 per 10,000 units	2012/11/29	300,000,000	2012/04/12
61455	UBS AG	HSI R Bear CBBC Sep 2012 Z	0.250	20,800 per 10,000 units	20,600 per 10,000 units	2012/09/27	300,000,000	2012/04/12
61481	BNP Paribas Arbit Issu B.V.	HSI R Bull CBBC Mar 2013 Y	0.250	20,400 per 10,000 units	20,600 per 10,000 units	2013/03/27	200,000,000	2012/04/13
61471	Credit Suisse AG	HSI R Bull CBBC Jul 2012 F	0.250	20,250 per 10,000 units	20,450 per 10,000 units	2012/07/30	400,000,000	2012/04/13
61475	Credit Suisse AG	HSI R Bull CBBC Jul 2012 G	0.250	20,400 per 10,000 units	20,600 per 10,000 units	2012/07/30	400,000,000	2012/04/13
61477	Credit Suisse AG	HSI R Bull CBBC Jul 2012 K	0.250	20,500 per 10,000 units	20,700 per 10,000 units	2012/07/30	400,000,000	2012/04/13
61478	Credit Suisse AG	HSI R Bull CBBC Jul 2012 P	0.250	20,550 per 10,000 units	20,750 per 10,000 units	2012/07/30	400,000,000	2012/04/13
61474	Credit Suisse AG	HSI R Bull CBBC Jul 2012 W	0.250	20,050 per 10,000 units	20,250 per 10,000 units	2012/07/30	400,000,000	2012/04/13
61476	Credit Suisse AG	HSI R Bear CBBC Jul 2012 A	0.250	20,900 per 10,000 units	20,700 per 10,000 units	2012/07/30	400,000,000	2012/04/13
61472	Credit Suisse AG	HSI R Bear CBBC Jul 2012 K	0.250	21,250 per 10,000 units	21,050 per 10,000 units	2012/07/30	400,000,000	2012/04/13
61473	Credit Suisse AG	HSI R Bear CBBC Jul 2012 W	0.250	21,450 per 10,000 units	21,250 per 10,000 units	2012/07/30	400,000,000	2012/04/13
61482	J P Morgan SP BV	HSI R Bull CBBC Sep 2012 B	0.250	20,500 per 10,000 units	20,700 per 10,000 units	2012/09/27	300,000,000	2012/04/13
61468	SGA Societe Generale Acceptance N.V.	HSI R Bear CBBC Jul 12G	0.250	20,900 per 10,000 units	20,700 per 10,000 units	2012/07/30	200,000,000	2012/04/13
61480	UBS AG	HSI R Bull CBBC Nov 2012 L	0.250	20,500 per 10,000 units	20,700 per 10,000 units	2012/11/29	300,000,000	2012/04/13
61470	UBS AG	HSI R Bear CBBC Jul 2012 J	0.250	20,900 per 10,000 units	20,700 per 10,000 units	2012/07/30	300,000,000	2012/04/13
61469	UBS AG	HSI R Bear CBBC Oct 2012 X	0.250	20,750 per 12,000 units	20,550 per 12,000 units	2012/10/30	300,000,000	2012/04/13
61489	Credit Suisse AG	HSI R Bear CBBC Jul 2012 B	0.250	21,150 per 10,000 units	20,950 per 10,000 units	2012/07/30	400,000,000	2012/04/16
61487	Merrill Lynch Int'l & Co. C.V.	HSI R Bear CBBC Nov 2012 A	0.250	21,100 per 12,000 units	20,800 per 12,000 units	2012/11/29	40,000,000	2012/04/16
61488	Merrill Lynch Int'l & Co. C.V.	HSI R Bear CBBC Nov 2012 B	0.250	21,400 per 12,000 units	21,100 per 12,000 units	2012/11/29	40,000,000	2012/04/16
61483	SGA Societe Generale Acceptance N.V.	HSI R Bull CBBC Nov 12S	0.250	20,550 per 10,000 units	20,750 per 10,000 units	2012/11/29	200,000,000	2012/04/16
61485	SGA Societe Generale Acceptance N.V.	HSI R Bear CBBC Jul 12Z	0.250	21,000 per 10,000 units	20,800 per 10,000 units	2012/07/30	200,000,000	2012/04/16
61490	UBS AG	Sinopec Corp R Bear CBBC Aug 2012 A	0.250	9.8	9.5	2012/08/06	100,000,000	2012/04/16
61486	UBS AG	HSI R Bull CBBC Dec 2012 S	0.250	20,550 per 12,000 units	20,750 per 12,000 units	2012/12/28	300,000,000	2012/04/16
61491	UBS AG	HSI R Bear CBBC Sep 2012 C	0.250	21,000 per 10,000 units	20,800 per 10,000 units	2012/09/27	300,000,000	2012/04/16
61501	BNP Paribas Arbit Issu B.V.	HSI R Bear CBBC Jul 2012 H	0.250	20,600 per 10,000 units	20,400 per 10,000 units	2012/07/30	200,000,000	2012/04/17
61498	BNP Paribas Arbit Issu B.V.	HSI R Bear CBBC Jul 2012 Y	0.250	21,000 per 10,000 units	20,800 per 10,000 units	2012/07/30	200,000,000	2012/04/17
61500	BNP Paribas Arbit Issu B.V.	HSI R Bear CBBC Jul 2012 Z	0.250	20,900 per 10,000 units	20,700 per 10,000 units	2012/07/30	200,000,000	2012/04/17
61493	Credit Suisse AG	HSI R Bull CBBC Jul 2012 C	0.250	20,100 per 10,000 units	20,300 per 10,000 units	2012/07/30	400,000,000	2012/04/17
61494	Credit Suisse AG	HSI R Bull CBBC Jul 2012 J	0.250	19,950 per 10,000 units	20,150 per 10,000 units	2012/07/30	400,000,000	2012/04/17
61495	Credit Suisse AG	HSI R Bull CBBC Sep 2012 X	0.250	19,400 per 10,000 units	19,600 per 10,000 units	2012/09/27	400,000,000	2012/04/17
61497	Credit Suisse AG	HSI R Bear CBBC Jul 2012 D	0.250	20,570 per 10,000 units	20,370 per 10,000 units	2012/07/30	400,000,000	2012/04/17
61496	Credit Suisse AG	HSI R Bear CBBC Sep 2012 Z	0.250	21,088 per 15,000 units	20,888 per 15,000 units	2012/09/27	400,000,000	2012/04/17
61506	UBS AG	CC Bank R Bear CBBC Sep 2012 A	0.250	6.8	6.5	2012/09/03	100,000,000	2012/04/17
61504	UBS AG	A50 China R Bull CBBC Sep 2012 A	0.250	9.2	9.5	2012/09/24	100,000,000	2012/04/17

Newly listed callable bull/bear contracts in 2012 (continued)

Code	Issuer	Name of issue	Issue prices (HK\$)	Strike price (HKD) / Strike level per 10 units	Call price (HKD) / Call level per 10 units	Expiry date	No. of issue (units)	Listing date
61505	UBS AG	A50 China R Bull CBBC Sep 2012 B	0.250	9.7	10	2012/09/10	100,000,000	2012/04/17
61503	UBS AG	HSI R Bull CBBC Oct 2012 O	0.250	20,100 per 10,000 units	20,300 per 10,000 units	2012/10/30	300,000,000	2012/04/17
61492	UBS AG	HSI R Bull CBBC Dec 2012 T	0.250	20,250 per 12,000 units	20,450 per 12,000 units	2012/12/28	300,000,000	2012/04/17
61502	UBS AG	HSI R Bear CBBC Aug 2012 C	0.250	20,600 per 10,000 units	20,400 per 10,000 units	2012/08/30	300,000,000	2012/04/17
61522	BNP Paribas Arbit Issu B.V.	HSI R Bull CBBC Mar 2013 A	0.250	20,000 per 10,000 units	20,200 per 10,000 units	2013/03/27	200,000,000	2012/04/18
61523	BNP Paribas Arbit Issu B.V.	HSI R Bull CBBC Mar 2013 B	0.250	19,900 per 10,000 units	20,100 per 10,000 units	2013/03/27	200,000,000	2012/04/18
61521	BNP Paribas Arbit Issu B.V.	HSI R Bull CBBC Mar 2013 Z	0.250	20,100 per 10,000 units	20,300 per 10,000 units	2013/03/27	200,000,000	2012/04/18
61542	BNP Paribas Arbit Issu B.V.	HSI R Bear CBBC Jul 2012 I	0.250	20,500 per 10,000 units	20,300 per 10,000 units	2012/07/30	200,000,000	2012/04/18
61543	BNP Paribas Arbit Issu B.V.	HSI R Bear CBBC Jul 2012 J	0.250	20,400 per 10,000 units	20,200 per 10,000 units	2012/07/30	200,000,000	2012/04/18
61544	BNP Paribas Arbit Issu B.V.	HSI R Bear CBBC Jul 2012 K	0.250	20,300 per 10,000 units	20,100 per 10,000 units	2012/07/30	200,000,000	2012/04/18
61516	Credit Suisse AG	HSI R Bull CBBC Jul 2012 Q	0.250	20,150 per 10,000 units	20,350 per 10,000 units	2012/07/30	400,000,000	2012/04/18
61517	Credit Suisse AG	HSI R Bull CBBC Jul 2012 Z	0.250	20,000 per 10,000 units	20,200 per 10,000 units	2012/07/30	400,000,000	2012/04/18
61533	Credit Suisse AG	HSI R Bull CBBC Sep 2012 B	0.250	19,750 per 10,000 units	19,950 per 10,000 units	2012/09/27	400,000,000	2012/04/18
61518	Credit Suisse AG	HSI R Bull CBBC Sep 2012 Y	0.250	19,150 per 10,000 units	19,350 per 10,000 units	2012/09/27	400,000,000	2012/04/18
61532	Credit Suisse AG	HSI R Bull CBBC Sep 2012 Z	0.250	19,250 per 10,000 units	19,450 per 10,000 units	2012/09/27	400,000,000	2012/04/18
61534	Credit Suisse AG	HSI R Bear CBBC Jul 2012 E	0.250	20,600 per 10,000 units	20,400 per 10,000 units	2012/07/30	400,000,000	2012/04/18
61535	Credit Suisse AG	HSI R Bear CBBC Jul 2012 H	0.250	20,450 per 10,000 units	20,250 per 10,000 units	2012/07/30	400,000,000	2012/04/18
61536	Credit Suisse AG	HSI R Bear CBBC Jul 2012 I	0.250	20,300 per 10,000 units	20,100 per 10,000 units	2012/07/30	400,000,000	2012/04/18
61524	Goldman Sachs SP (Asia)	HSI R Bear CBBC Jul 2012 A	0.272	21,038 per 12,000 units	20,838 per 12,000 units	2012/07/30	150,000,000	2012/04/18
61525	Goldman Sachs SP (Asia)	HSI R Bear CBBC Jul 2012 B	0.270	20,838 per 12,000 units	20,638 per 12,000 units	2012/07/30	150,000,000	2012/04/18
61526	Goldman Sachs SP (Asia)	HSI R Bear CBBC Jul 2012 C	0.256	21,438 per 12,000 units	21,238 per 12,000 units	2012/07/30	150,000,000	2012/04/18
61527	Goldman Sachs SP (Asia)	HSI R Bear CBBC Jul 2012 D	0.255	21,238 per 12,000 units	21,038 per 12,000 units	2012/07/30	150,000,000	2012/04/18
61512	HK Bank	China Mobile R Bear CBBC Dec 2012 B	0.250	91.88 per 100 units	88.88 per 100 units	2012/12/18	200,000,000	2012/04/18
61513	HK Bank	SHK Ppt R Bull CBBC Jan 2013 A	0.250	83.88 per 100 units	88.88 per 100 units	2013/01/18	200,000,000	2012/04/18
61511	HK Bank	SHK Ppt R Bear CBBC Nov 2012 A	0.250	112.88 per 100 units	108.88 per 100 units	2012/11/08	200,000,000	2012/04/18
61507	J P Morgan SP BV	HSI R Bear CBBC Sep 2012 C	0.250	21,400 per 10,000 units	21,200 per 10,000 units	2012/09/27	300,000,000	2012/04/18
61508	J P Morgan SP BV	HSI R Bear CBBC Sep 2012 D	0.250	20,600 per 10,000 units	20,400 per 10,000 units	2012/09/27	300,000,000	2012/04/18
61509	J P Morgan SP BV	HSI R Bear CBBC Sep 2012 E	0.250	21,000 per 10,000 units	20,800 per 10,000 units	2012/09/27	300,000,000	2012/04/18
61510	J P Morgan SP BV	HSI R Bear CBBC Sep 2012 F	0.250	21,200 per 10,000 units	21,000 per 10,000 units	2012/09/27	300,000,000	2012/04/18
61515	SGA Societe Generale Acceptance N.V.	HSI R Bull CBBC Jul 12C	0.250	19,900 per 10,000 units	20,100 per 10,000 units	2012/07/30	300,000,000	2012/04/18
61514	SGA Societe Generale Acceptance N.V.	HSI R Bull CBBC Jul 12X	0.250	20,000 per 10,000 units	20,200 per 10,000 units	2012/07/30	300,000,000	2012/04/18
61528	SGA Societe Generale Acceptance N.V.	HSI R Bear CBBC Jul 12D	0.250	20,500 per 10,000 units	20,300 per 10,000 units	2012/07/30	300,000,000	2012/04/18
61530	SGA Societe Generale Acceptance N.V.	HSI R Bear CBBC Jul 12F	0.250	20,400 per 10,000 units	20,200 per 10,000 units	2012/07/30	300,000,000	2012/04/18
61531	SGA Societe Generale Acceptance N.V.	HSI R Bear CBBC Jul 12I	0.250	20,300 per 10,000 units	20,100 per 10,000 units	2012/07/30	300,000,000	2012/04/18
61519	UBS AG	HSI R Bull CBBC Sep 2012 A	0.250	20,000 per 10,000 units	20,200 per 10,000 units	2012/09/27	300,000,000	2012/04/18
61520	UBS AG	HSI R Bull CBBC Nov 2012 F	0.250	20,150 per 12,000 units	20,350 per 12,000 units	2012/11/29	300,000,000	2012/04/18
61538	UBS AG	HSI R Bear CBBC Jul 2012 A	0.250	20,300 per 10,000 units	20,100 per 10,000 units	2012/07/30	300,000,000	2012/04/18
61539	UBS AG	HSI R Bear CBBC Sep 2012 U	0.250	20,500 per 10,000 units	20,300 per 10,000 units	2012/09/27	300,000,000	2012/04/18
61540	UBS AG	HSI R Bear CBBC Sep 2012 X	0.250	20,650 per 12,000 units	20,450 per 12,000 units	2012/09/27	300,000,000	2012/04/18
61541	UBS AG	HSI R Bear CBBC Oct 2012 Y	0.250	20,950 per 12,000 units	20,750 per 12,000 units	2012/10/30	300,000,000	2012/04/18
61550	Credit Suisse AG	HSI R Bull CBBC Jul 2012 I	0.250	19,900 per 10,000 units	20,100 per 10,000 units	2012/07/30	400,000,000	2012/04/19
61551	Credit Suisse AG	HSI R Bear CBBC Jul 2012 L	0.250	20,400 per 10,000 units	20,200 per 10,000 units	2012/07/30	400,000,000	2012/04/19
61545	Goldman Sachs SP (Asia)	HSI R Bull CBBC Jul 2012 A	0.253	19,588 per 12,000 units	19,788 per 12,000 units	2012/07/30	150,000,000	2012/04/19

Newly listed callable bull/bear contracts in 2012 (continued)

Code	Issuer	Name of issue	Issue prices (HK\$)	Strike price (HKD) / Strike level per 10 units	Call price (HKD) / Call level per 10 units	Expiry date	No. of issue (units)	Listing date
61546	Goldman Sachs SP (Asia)	HSI R Bull CBBC Jul 2012 B	0.253	19,388 per 12,000 units	19,588 per 12,000 units	2012/07/30	150,000,000	2012/04/19
61547	Goldman Sachs SP (Asia)	HSI R Bull CBBC Jul 2012 C	0.251	19,188 per 12,000 units	19,388 per 12,000 units	2012/07/30	150,000,000	2012/04/19
61548	Goldman Sachs SP (Asia)	HSI R Bull CBBC Jul 2012 D	0.250	18,988 per 12,000 units	19,188 per 12,000 units	2012/07/30	150,000,000	2012/04/19
61556	J P Morgan SP BV	HSI R Bull CBBC Sep 2012 C	0.250	19,900 per 10,000 units	20,100 per 10,000 units	2012/09/27	300,000,000	2012/04/19
61557	J P Morgan SP BV	HSI R Bull CBBC Sep 2012 D	0.250	20,100 per 10,000 units	20,300 per 10,000 units	2012/09/27	300,000,000	2012/04/19
61552	SGA Societe Generale Acceptance N.V.	HSI R Bear CBBC Jul 12O	0.250	20,600 per 10,000 units	20,400 per 10,000 units	2012/07/30	200,000,000	2012/04/19
61555	UBS AG	A50 China R Bull CBBC Oct 2012 A	0.250	10.2	10.5	2012/10/08	100,000,000	2012/04/19
61554	UBS AG	HSI R Bull CBBC Oct 2012 P	0.250	19,900 per 10,000 units	20,100 per 10,000 units	2012/10/30	300,000,000	2012/04/19
61553	UBS AG	HSI R Bull CBBC Nov 2012 G	0.250	20,050 per 12,000 units	20,250 per 12,000 units	2012/11/29	300,000,000	2012/04/19
61549	UBS AG	HSI R Bear CBBC Oct 2012 Z	0.250	20,400 per 10,000 units	20,200 per 10,000 units	2012/10/30	300,000,000	2012/04/19
61578	BNP Paribas Arbit Issu B.V.	HSCEI R Bull CBBC Mar 2013 C	0.250	10,300 per 5,000 units	10,500 per 5,000 units	2013/03/27	200,000,000	2012/04/20
61579	BNP Paribas Arbit Issu B.V.	HSI R Bull CBBC Mar 2013 C	0.250	20,400 per 10,000 units	20,600 per 10,000 units	2013/03/27	200,000,000	2012/04/20
61580	BNP Paribas Arbit Issu B.V.	HSI R Bull CBBC Mar 2013 D	0.250	20,300 per 10,000 units	20,500 per 10,000 units	2013/03/27	200,000,000	2012/04/20
61581	BNP Paribas Arbit Issu B.V.	HSI R Bull CBBC Mar 2013 E	0.250	20,200 per 10,000 units	20,400 per 10,000 units	2013/03/27	200,000,000	2012/04/20
61573	Credit Suisse AG	HSI R Bull CBBC Jul 2012 G	0.250	20,300 per 10,000 units	20,500 per 10,000 units	2012/07/30	400,000,000	2012/04/20
61583	Credit Suisse AG	HSI R Bull CBBC Jul 2012 K	0.250	20,500 per 10,000 units	20,700 per 10,000 units	2012/07/30	400,000,000	2012/04/20
61571	Credit Suisse AG	HSI R Bull CBBC Jul 2012 S	0.250	20,450 per 10,000 units	20,650 per 10,000 units	2012/07/30	400,000,000	2012/04/20
61569	Credit Suisse AG	HSI R Bear CBBC Jul 2012 F	0.250	20,650 per 10,000 units	20,450 per 10,000 units	2012/07/30	400,000,000	2012/04/20
61570	Credit Suisse AG	HSI R Bear CBBC Jul 2012 Q	0.250	20,800 per 10,000 units	20,600 per 10,000 units	2012/07/30	400,000,000	2012/04/20
61558	HK Bank	China Life R Bull CBBC Dec 2012 A	0.300	17.28	18.28	2012/12/12	80,000,000	2012/04/20
61559	HK Bank	China Life R Bear CBBC Dec 2012 C	0.300	22.88	21.88	2012/12/18	80,000,000	2012/04/20
61562	HK Bank	HKEx R Bear CBBC Dec 2012 A	0.250	144.88 per 100 units	138.88 per 100 units	2012/12/24	100,000,000	2012/04/20
61563	HK Bank	HSI R Bear CBBC Dec 2012 M	0.250	21,088 per 15,000 units	20,688 per 15,000 units	2012/12/28	250,000,000	2012/04/20
61574	SGA Societe Generale Acceptance N.V.	HSI R Bull CBBC Aug 12A	0.250	20,200 per 10,000 units	20,400 per 10,000 units	2012/08/30	200,000,000	2012/04/20
61575	SGA Societe Generale Acceptance N.V.	HSI R Bull CBBC Aug 12B	0.250	20,300 per 10,000 units	20,500 per 10,000 units	2012/08/30	200,000,000	2012/04/20
61577	SGA Societe Generale Acceptance N.V.	HSI R Bull CBBC Aug 12C	0.250	20,400 per 9,000 units	20,600 per 9,000 units	2012/08/30	200,000,000	2012/04/20
61566	SGA Societe Generale Acceptance N.V.	HSI R Bear CBBC Jul 12B	0.250	20,700 per 10,000 units	20,500 per 10,000 units	2012/07/30	200,000,000	2012/04/20
61564	SGA Societe Generale Acceptance N.V.	HSI R Bear CBBC Jul 12P	0.250	20,950 per 10,000 units	20,750 per 10,000 units	2012/07/30	200,000,000	2012/04/20
61565	SGA Societe Generale Acceptance N.V.	HSI R Bear CBBC Jul 12X	0.250	20,800 per 10,000 units	20,600 per 10,000 units	2012/07/30	200,000,000	2012/04/20
61585	UBS AG	HSI R Bull CBBC Oct 2012 R	0.250	20,500 per 10,000 units	20,700 per 10,000 units	2012/10/30	300,000,000	2012/04/20
61584	UBS AG	HSI R Bull CBBC Oct 2012 Y	0.250	20,300 per 10,000 units	20,500 per 10,000 units	2012/10/30	300,000,000	2012/04/20
61582	UBS AG	HSI R Bear CBBC Jul 2012 J	0.250	20,900 per 10,000 units	20,700 per 10,000 units	2012/07/30	300,000,000	2012/04/20
61567	UBS AG	HSI R Bear CBBC Jul 2012 O	0.250	20,700 per 10,000 units	20,500 per 10,000 units	2012/07/30	300,000,000	2012/04/20
61568	UBS AG	HSI R Bear CBBC Oct 2012 Q	0.250	20,550 per 12,000 units	20,350 per 12,000 units	2012/10/30	300,000,000	2012/04/20
61604	Credit Suisse AG	A50 China R Bull CBBC Sep 2012 A	0.250	8.73	9.03	2012/09/24	50,000,000	2012/04/23
61606	Credit Suisse AG	A50 China R Bull CBBC Sep 2012 B	0.250	9.23	9.53	2012/09/24	50,000,000	2012/04/23
61607	Credit Suisse AG	A50 China R Bull CBBC Sep 2012 C	0.250	10.3	10.6	2012/09/24	50,000,000	2012/04/23
61608	Credit Suisse AG	A50 China R Bear CBBC Sep 2012 A	0.250	11.6	11.3	2012/09/24	50,000,000	2012/04/23
61602	Credit Suisse AG	HSI R Bull CBBC Aug 2012 D	0.250	20,200 per 10,000 units	20,400 per 10,000 units	2012/08/30	400,000,000	2012/04/23
61601	Credit Suisse AG	HSI R Bull CBBC Aug 2012 Z	0.250	20,400 per 10,000 units	20,600 per 10,000 units	2012/08/30	400,000,000	2012/04/23
61603	Credit Suisse AG	HSI R Bear CBBC Aug 2012 A	0.250	20,900 per 10,000 units	20,700 per 10,000 units	2012/08/30	400,000,000	2012/04/23

Newly listed callable bull/bear contracts in 2012 (continued)

Code	Issuer	Name of issue	Issue prices (HK\$)	Strike price (HKD) / Strike level per 10 units	Call price (HKD) / Call level per 10 units	Expiry date	No. of issue (units)	Listing date
61594	HK Bank	CUni R Bull CBBC Dec 2012 A	0.350	9.88	10.88	2012/12/24	80,000,000	2012/04/23
61595	HK Bank	CUni R Bear CBBC Dec 2012 A	0.400	16.88	15.88	2012/12/24	80,000,000	2012/04/23
61597	HK Bank	TCH R Bear CBBC Dec 2012 C	0.250	240.88 per 100 units	230.88 per 100 units	2012/12/24	200,000,000	2012/04/23
61590	J P Morgan SP BV	HSI R Bull CBBC Sep 2012 E	0.250	18,300 per 10,000 units	18,500 per 10,000 units	2012/09/27	300,000,000	2012/04/23
61591	J P Morgan SP BV	HSI R Bull CBBC Sep 2012 F	0.250	18,900 per 10,000 units	19,100 per 10,000 units	2012/09/27	300,000,000	2012/04/23
61592	J P Morgan SP BV	HSI R Bull CBBC Sep 2012 G	0.250	20,500 per 10,000 units	20,700 per 10,000 units	2012/09/27	300,000,000	2012/04/23
61593	J P Morgan SP BV	HSI R Bull CBBC Sep 2012 H	0.250	20,300 per 10,000 units	20,500 per 10,000 units	2012/09/27	300,000,000	2012/04/23
61587	SGA Societe Generale Acceptance N.V.	HSI R Bear CBBC Aug 12O	0.250	21,250 per 10,000 units	21,050 per 10,000 units	2012/08/30	200,000,000	2012/04/23
61588	SGA Societe Generale Acceptance N.V.	HSI R Bear CBBC Aug 12P	0.250	21,150 per 10,000 units	20,950 per 10,000 units	2012/08/30	200,000,000	2012/04/23
61589	SGA Societe Generale Acceptance N.V.	HSI R Bear CBBC Aug 12Q	0.250	21,050 per 10,000 units	20,850 per 10,000 units	2012/08/30	200,000,000	2012/04/23
61611	UBS AG	China Life R Bull CBBC Oct 2012 A	0.250	18.38	19.38	2012/10/15	100,000,000	2012/04/23
61612	UBS AG	CNOOC R Bull CBBC Aug 2012 A	0.260	13.08	13.88	2012/08/13	100,000,000	2012/04/23
61614	UBS AG	HSCEI R Bull CBBC Oct 2012 C	0.250	10,300 per 10,000 units	10,500 per 10,000 units	2012/10/30	100,000,000	2012/04/23
61599	UBS AG	HSI R Bull CBBC Nov 2012 M	0.250	20,200 per 10,000 units	20,400 per 10,000 units	2012/11/29	300,000,000	2012/04/23
61600	UBS AG	HSI R Bull CBBC Nov 2012 N	0.250	20,400 per 10,000 units	20,600 per 10,000 units	2012/11/29	300,000,000	2012/04/23
61610	UBS AG	HSI R Bear CBBC Sep 2012 Y	0.250	20,800 per 10,000 units	20,600 per 10,000 units	2012/09/27	300,000,000	2012/04/23
61609	UBS AG	HSI R Bear CBBC Oct 2012 V	0.250	21,250 per 12,000 units	21,050 per 12,000 units	2012/10/30	300,000,000	2012/04/23
61613	UBS AG	TCH R Bull CBBC Sep 2012 B	0.250	212 per 100 units	220 per 100 units	2012/09/17	100,000,000	2012/04/23
61623	BNP Paribas Arbit Issu B.V.	HSI R Bear CBBC Jul 2012 C	0.250	20,800 per 10,000 units	20,600 per 10,000 units	2012/07/30	200,000,000	2012/04/24
61617	Credit Suisse AG	HSI R Bull CBBC Jul 2012 P	0.250	20,350 per 10,000 units	20,550 per 10,000 units	2012/07/30	400,000,000	2012/04/24
61618	Credit Suisse AG	HSI R Bear CBBC Jul 2012 A	0.250	20,700 per 10,000 units	20,500 per 10,000 units	2012/07/30	400,000,000	2012/04/24
61619	Credit Suisse AG	TCH R Bull CBBC Oct 2012 A	0.250	210 per 100 units	218 per 100 units	2012/10/31	70,000,000	2012/04/24
61620	Credit Suisse AG	TCH R Bull CBBC Oct 2012 B	0.250	217 per 100 units	225 per 100 units	2012/10/31	70,000,000	2012/04/24
61621	Credit Suisse AG	TCH R Bear CBBC Oct 2012 A	0.405	268 per 100 units	260 per 100 units	2012/10/31	70,000,000	2012/04/24
61615	UBS AG	HSI R Bull CBBC Dec 2012 U	0.250	20,350 per 12,000 units	20,550 per 12,000 units	2012/12/28	300,000,000	2012/04/24
61616	UBS AG	HSI R Bull CBBC Dec 2012 V	0.250	19,950 per 12,000 units	20,150 per 12,000 units	2012/12/28	300,000,000	2012/04/24
61622	UBS AG	HSI R Bear CBBC Oct 2012 X	0.250	20,750 per 12,000 units	20,550 per 12,000 units	2012/10/30	300,000,000	2012/04/24
61628	BNP Paribas Arbit Issu B.V.	HSI R Bear CBBC Jul 2012 A	0.250	21,000 per 10,000 units	20,800 per 10,000 units	2012/07/30	200,000,000	2012/04/25
61627	BNP Paribas Arbit Issu B.V.	HSI R Bear CBBC Jul 2012 B	0.250	20,900 per 10,000 units	20,700 per 10,000 units	2012/07/30	200,000,000	2012/04/25
61632	Credit Suisse AG	HSI R Bull CBBC Aug 2012 V	0.250	20,600 per 10,000 units	20,800 per 10,000 units	2012/08/30	400,000,000	2012/04/25
61626	Credit Suisse AG	HSI R Bear CBBC Aug 2012 D	0.250	21,000 per 10,000 units	20,800 per 10,000 units	2012/08/30	400,000,000	2012/04/25
61625	Credit Suisse AG	HSI R Bear CBBC Aug 2012 V	0.250	20,850 per 10,000 units	20,650 per 10,000 units	2012/08/30	400,000,000	2012/04/25
61624	Merrill Lynch Int'l & Co. C.V.	HSI R Bull CBBC Nov 2012 A	0.250	19,800 per 12,000 units	20,200 per 12,000 units	2012/11/29	40,000,000	2012/04/25
61629	SGA Societe Generale Acceptance N.V.	HSI R Bull CBBC Aug 12D	0.250	20,100 per 10,000 units	20,300 per 10,000 units	2012/08/30	200,000,000	2012/04/25
61636	UBS AG	HSI R Bull CBBC Dec 2012 W	0.250	20,600 per 10,000 units	20,800 per 10,000 units	2012/12/28	300,000,000	2012/04/25
61633	UBS AG	HSI R Bull CBBC Jan 2013 E	0.250	20,450 per 12,000 units	20,650 per 12,000 units	2013/01/30	300,000,000	2012/04/25
61631	UBS AG	HSI R Bear CBBC Sep 2012 Z	0.250	20,850 per 12,000 units	20,650 per 12,000 units	2012/09/27	300,000,000	2012/04/25
61630	UBS AG	HSI R Bear CBBC Oct 2012 Y	0.250	21,000 per 10,000 units	20,800 per 10,000 units	2012/10/30	300,000,000	2012/04/25
61637	UBS AG	TCH R Bull CBBC Sep 2012 C	0.250	222 per 100 units	230 per 100 units	2012/09/03	100,000,000	2012/04/25
61638	UBS AG	TCH R Bear CBBC Oct 2012 A	0.415	278 per 100 units	270 per 100 units	2012/10/08	100,000,000	2012/04/25
61643	BNP Paribas Arbit Issu B.V.	HSI R Bull CBBC Mar 2013 F	0.250	20,600 per 10,000 units	20,800 per 10,000 units	2013/03/27	200,000,000	2012/04/26
61644	BNP Paribas Arbit Issu B.V.	HSI R Bull CBBC Mar 2013 G	0.250	20,500 per 10,000 units	20,700 per 10,000 units	2013/03/27	200,000,000	2012/04/26

Newly listed callable bull/bear contracts in 2012 (continued)

Code	Issuer	Name of issue	Issue prices (HK\$)	Strike price (HKD) / Strike level per 10 units	Call price (HKD) / Call level per 10 units	Expiry date	No. of issue (units)	Listing date
61654	BNP Paribas Arbit Issu B.V.	HSI R Bull CBBC Mar 2013 J	0.250	20,700 per 10,000 units	20,900 per 10,000 units	2013/03/27	200,000,000	2012/04/26
61642	Credit Suisse AG	HSI R Bull CBBC Aug 2012 F	0.250	20,550 per 10,000 units	20,750 per 10,000 units	2012/08/30	400,000,000	2012/04/26
61653	Credit Suisse AG	HSI R Bull CBBC Aug 2012 L	0.250	20,795 per 10,000 units	20,995 per 10,000 units	2012/08/30	400,000,000	2012/04/26
61641	Credit Suisse AG	HSI R Bear CBBC Aug 2012 Q	0.250	21,350 per 10,000 units	21,150 per 10,000 units	2012/08/30	400,000,000	2012/04/26
61651	Credit Suisse AG	HSI R Bear CBBC Aug 2012 S	0.250	21,100 per 10,000 units	20,900 per 10,000 units	2012/08/30	400,000,000	2012/04/26
61646	Credit Suisse AG	TCH R Bull CBBC Sep 2012 C	0.250	228 per 100 units	236 per 100 units	2012/09/28	100,000,000	2012/04/26
61647	Credit Suisse AG	TCH R Bull CBBC Sep 2012 D	0.250	223 per 100 units	231 per 100 units	2012/09/28	100,000,000	2012/04/26
61648	Credit Suisse AG	TCH R Bear CBBC Sep 2012 F	0.380	276 per 100 units	268 per 100 units	2012/09/28	100,000,000	2012/04/26
61649	Credit Suisse AG	TCH R Bear CBBC Sep 2012 G	0.500	288 per 100 units	280 per 100 units	2012/09/28	100,000,000	2012/04/26
61639	Merrill Lynch Int'l & Co. C.V.	HSI R Bull CBBC Nov 2012 B	0.250	20,100 per 12,000 units	20,500 per 12,000 units	2012/11/29	40,000,000	2012/04/26
61640	SGA Societe Generale Acceptance N.V.	HSI R Bull CBBC Aug 12E	0.250	20,500 per 10,000 units	20,700 per 10,000 units	2012/08/30	200,000,000	2012/04/26
61650	SGA Societe Generale Acceptance N.V.	HSI R Bull CBBC Aug 12F	0.250	20,600 per 10,000 units	20,800 per 10,000 units	2012/08/30	200,000,000	2012/04/26
61655	UBS AG	HSI R Bull CBBC Nov 2012 O	0.250	20,550 per 12,000 units	20,750 per 12,000 units	2012/11/29	300,000,000	2012/04/26
61656	UBS AG	HSI R Bull CBBC Dec 2012 X	0.250	20,750 per 12,000 units	20,950 per 12,000 units	2012/12/28	300,000,000	2012/04/26
61652	UBS AG	HSI R Bear CBBC Jul 2012 A	0.250	21,100 per 10,000 units	20,900 per 10,000 units	2012/07/30	300,000,000	2012/04/26
61676	BNP Paribas Arbit Issu B.V.	HSI R Bull CBBC Mar 2013 K	0.250	20,800 per 10,000 units	21,000 per 10,000 units	2013/03/27	200,000,000	2012/04/27
61662	Credit Suisse AG	China Life R Bull CBBC Sep 2012 A	0.250	20.1	21.1	2012/09/28	60,000,000	2012/04/27
61663	Credit Suisse AG	China Life R Bull CBBC Sep 2012 B	0.250	19.6	20.6	2012/09/28	60,000,000	2012/04/27
61664	Credit Suisse AG	China Life R Bull CBBC Sep 2012 C	0.260	18.8	19.8	2012/09/28	60,000,000	2012/04/27
61665	Credit Suisse AG	China Life R Bear CBBC Sep 2012 A	0.590	27	26	2012/09/28	60,000,000	2012/04/27
61658	Credit Suisse AG	HSI R Bull CBBC Aug 2012 J	0.250	20,700 per 10,000 units	20,900 per 10,000 units	2012/08/30	400,000,000	2012/04/27
61672	Credit Suisse AG	HSI R Bull CBBC Aug 2012 K	0.250	20,810 per 10,000 units	21,010 per 10,000 units	2012/08/30	400,000,000	2012/04/27
61659	Credit Suisse AG	HSI R Bear CBBC Aug 2012 B	0.250	21,150 per 10,000 units	20,950 per 10,000 units	2012/08/30	400,000,000	2012/04/27
61661	Credit Suisse AG	HSI R Bear CBBC Aug 2012 C	0.250	21,250 per 10,000 units	21,050 per 10,000 units	2012/08/30	400,000,000	2012/04/27
61668	HK Bank	HSI R Bull CBBC Oct 2012 F	0.250	19,788 per 20,000 units	20,188 per 20,000 units	2012/10/30	200,000,000	2012/04/27
61670	HK Bank	HSI R Bull CBBC Oct 2012 G	0.250	20,088 per 15,000 units	20,488 per 15,000 units	2012/10/30	200,000,000	2012/04/27
61666	HK Bank	TCH R Bull CBBC Oct 2012 A	0.330	204.88 per 100 units	212.88 per 100 units	2012/10/29	100,000,000	2012/04/27
61667	HK Bank	TCH R Bear CBBC Oct 2012 B	0.280	264.88 per 100 units	256.88 per 100 units	2012/10/29	100,000,000	2012/04/27
61657	SGA Societe Generale Acceptance N.V.	HSI R Bull CBBC Aug 12G	0.250	20,700 per 10,000 units	20,900 per 10,000 units	2012/08/30	200,000,000	2012/04/27
61660	SGA Societe Generale Acceptance N.V.	HSI R Bear CBBC Sep 12U	0.250	21,200 per 10,000 units	21,000 per 10,000 units	2012/09/27	200,000,000	2012/04/27
61673	UBS AG	HKEx R Bull CBBC Sep 2012 B	0.250	114 per 100 units	120 per 100 units	2012/09/24	100,000,000	2012/04/27
61675	UBS AG	HSI R Bull CBBC Nov 2012 P	0.250	20,800 per 10,000 units	21,000 per 10,000 units	2012/11/29	300,000,000	2012/04/27
61677	UBS AG	HSI R Bull CBBC Jan 2013 F	0.250	20,250 per 12,000 units	20,450 per 12,000 units	2013/01/30	300,000,000	2012/04/27
61671	UBS AG	HSI R Bear CBBC Aug 2012 C	0.250	21,200 per 10,000 units	21,000 per 10,000 units	2012/08/30	300,000,000	2012/04/27
61687	BNP Paribas Arbit Issu B.V.	HSI R Bear CBBC Jul 2012 R	0.250	21,100 per 10,000 units	20,900 per 10,000 units	2012/07/30	200,000,000	2012/04/30
61688	BNP Paribas Arbit Issu B.V.	HSI R Bear CBBC Jul 2012 T	0.250	21,200 per 10,000 units	21,000 per 10,000 units	2012/07/30	200,000,000	2012/04/30
61689	Credit Suisse AG	HSI R Bull CBBC Aug 2012 E	0.250	20,500 per 10,000 units	20,700 per 10,000 units	2012/08/30	400,000,000	2012/04/30
61684	Credit Suisse AG	HSI R Bull CBBC Aug 2012 Y	0.250	20,750 per 10,000 units	20,950 per 10,000 units	2012/08/30	400,000,000	2012/04/30
61686	Credit Suisse AG	HSI R Bear CBBC Aug 2012 A	0.250	21,200 per 10,000 units	21,000 per 10,000 units	2012/08/30	400,000,000	2012/04/30
61691	Credit Suisse AG	HSI R Bear CBBC Aug 2012 E	0.250	20,900 per 10,000 units	20,700 per 10,000 units	2012/08/30	400,000,000	2012/04/30
61679	Goldman Sachs SP (Asia)	HSI R Bull CBBC Jul 2012 E	0.254	19,988 per 12,000 units	20,188 per 12,000 units	2012/07/30	150,000,000	2012/04/30
61680	Goldman Sachs SP (Asia)	HSI R Bull CBBC Jul 2012 F	0.253	20,188 per 12,000 units	20,388 per 12,000 units	2012/07/30	150,000,000	2012/04/30
61681	Goldman Sachs SP (Asia)	HSI R Bull CBBC Jul 2012 G	0.253	20,388 per 12,000 units	20,588 per 12,000 units	2012/07/30	150,000,000	2012/04/30

Newly listed callable bull/bear contracts in 2012 (continued)

Code	Issuer	Name of issue	Issue prices (HK\$)	Strike price (HKD) / Strike level per 10 units	Call price (HKD) / Call level per 10 units	Expiry date	No. of issue (units)	Listing date
61682	Goldman Sachs SP (Asia)	HSI R Bear CBBC Jul 2012 E	0.254	21,838 per 12,000 units	21,638 per 12,000 units	2012/07/30	150,000,000	2012/04/30
61683	Goldman Sachs SP (Asia)	HSI R Bear CBBC Jul 2012 F	0.252	21,638 per 12,000 units	21,438 per 12,000 units	2012/07/30	150,000,000	2012/04/30
61678	SGA Societe Generale Acceptance N.V.	HSI R Bull CBBC Aug 12H	0.250	20,800 per 10,000 units	21,000 per 10,000 units	2012/08/30	200,000,000	2012/04/30
61695	UBS AG	CC Bank R Bull CBBC Sep 2012 A	0.250	4.7	5	2012/09/17	100,000,000	2012/04/30
61690	UBS AG	HSI R Bull CBBC Oct 2012 S	0.250	20,500 per 10,000 units	20,700 per 10,000 units	2012/10/30	300,000,000	2012/04/30
61685	UBS AG	HSI R Bull CBBC Oct 2012 Z	0.250	20,700 per 10,000 units	20,900 per 10,000 units	2012/10/30	300,000,000	2012/04/30
61694	UBS AG	HSI R Bear CBBC Jul 2012 J	0.250	20,900 per 10,000 units	20,700 per 10,000 units	2012/07/30	300,000,000	2012/04/30
61692	UBS AG	HSI R Bear CBBC Jul 2012 R	0.250	21,050 per 12,000 units	20,850 per 12,000 units	2012/07/30	300,000,000	2012/04/30
61696	UBS AG	TCH R Bear CBBC Oct 2012 B	0.520	288 per 100 units	280 per 100 units	2012/10/15	100,000,000	2012/04/30
61701	BNP Paribas Arbit Issu B.V.	HSI R Bull CBBC Mar 2013 L	0.250	20,400 per 10,000 units	20,600 per 10,000 units	2013/03/27	200,000,000	2012/05/02
61703	Credit Suisse AG	HSI R Bull CBBC Aug 2012 Z	0.250	20,350 per 10,000 units	20,550 per 10,000 units	2012/08/30	400,000,000	2012/05/02
61704	Credit Suisse AG	HSI R Bear CBBC Aug 2012 F	0.250	20,800 per 10,000 units	20,600 per 10,000 units	2012/08/30	400,000,000	2012/05/02
61708	Citigroup Global Mkt H Inc.	HSI R Bull CBBC Sep 2012 B	0.250	18,300 per 12,000 units	18,500 per 12,000 units	2012/09/27	200,000,000	2012/05/02
61709	Citigroup Global Mkt H Inc.	HSI R Bull CBBC Sep 2012 C	0.250	19,300 per 10,000 units	19,500 per 10,000 units	2012/09/27	200,000,000	2012/05/02
61706	Citigroup Global Mkt H Inc.	HSI R Bear CBBC Aug 2012 A	0.250	23,000 per 12,000 units	22,800 per 12,000 units	2012/08/30	200,000,000	2012/05/02
61707	Citigroup Global Mkt H Inc.	HSI R Bear CBBC Aug 2012 B	0.250	21,900 per 10,000 units	21,700 per 10,000 units	2012/08/30	200,000,000	2012/05/02
61700	SGA Societe Generale Acceptance N.V.	HSI R Bull CBBC Nov 12T	0.250	20,400 per 10,000 units	20,600 per 10,000 units	2012/11/29	200,000,000	2012/05/02
61714	SGA Societe Generale Acceptance N.V.	HSI R Bull CBBC Nov 12U	0.250	20,250 per 10,000 units	20,450 per 10,000 units	2012/11/29	200,000,000	2012/05/02
61697	SGA Societe Generale Acceptance N.V.	HSI R Bear CBBC Aug 12R	0.250	20,900 per 10,000 units	20,700 per 10,000 units	2012/08/30	200,000,000	2012/05/02
61698	SGA Societe Generale Acceptance N.V.	HSI R Bear CBBC Aug 12S	0.250	21,000 per 10,000 units	20,800 per 10,000 units	2012/08/30	200,000,000	2012/05/02
61699	SGA Societe Generale Acceptance N.V.	HSI R Bear CBBC Aug 12T	0.250	21,100 per 10,000 units	20,900 per 10,000 units	2012/08/30	200,000,000	2012/05/02
61705	SGA Societe Generale Acceptance N.V.	HSI R Bear CBBC Aug 12U	0.250	20,800 per 10,000 units	20,600 per 10,000 units	2012/08/30	200,000,000	2012/05/02
61702	UBS AG	HSI R Bull CBBC Nov 2012 Q	0.250	20,400 per 10,000 units	20,600 per 10,000 units	2012/11/29	300,000,000	2012/05/02
61713	UBS AG	HSI R Bear CBBC Sep 2012 C	0.250	20,800 per 10,000 units	20,600 per 10,000 units	2012/09/27	300,000,000	2012/05/02
61710	UBS AG	HSI R Bear CBBC Oct 2012 W	0.250	21,150 per 12,000 units	20,950 per 12,000 units	2012/10/30	300,000,000	2012/05/02
61711	UBS AG	HSI R Bear CBBC Oct 2012 Z	0.250	20,950 per 12,000 units	20,750 per 12,000 units	2012/10/30	300,000,000	2012/05/02
61723	BNP Paribas Arbit Issu B.V.	HSI R Bear CBBC Aug 2012 A	0.250	20,900 per 10,000 units	20,700 per 10,000 units	2012/08/30	200,000,000	2012/05/03
61716	Credit Suisse AG	HSI R Bull CBBC Aug 2012 Q	0.250	20,450 per 10,000 units	20,650 per 10,000 units	2012/08/30	400,000,000	2012/05/03
61715	Credit Suisse AG	HSI R Bull CBBC Aug 2012 V	0.250	20,250 per 10,000 units	20,450 per 10,000 units	2012/08/30	400,000,000	2012/05/03
61717	Credit Suisse AG	HSI R Bear CBBC Aug 2012 V	0.250	20,950 per 10,000 units	20,750 per 10,000 units	2012/08/30	400,000,000	2012/05/03
61721	UBS AG	China Tel R Bull CBBC Nov 2012 A	0.250	3.1	3.5	2012/11/05	100,000,000	2012/05/03
61720	UBS AG	China Tel R Bear CBBC Sep 2012 A	0.250	4.9	4.5	2012/09/03	100,000,000	2012/05/03
61719	UBS AG	HSI R Bull CBBC Dec 2012 Y	0.250	20,450 per 12,000 units	20,650 per 12,000 units	2012/12/28	300,000,000	2012/05/03
61718	UBS AG	HSI R Bull CBBC Jan 2013 G	0.250	19,850 per 12,000 units	20,050 per 12,000 units	2013/01/30	300,000,000	2012/05/03
61722	UBS AG	HSI R Bear CBBC Sep 2012 U	0.250	20,850 per 12,000 units	20,650 per 12,000 units	2012/09/27	300,000,000	2012/05/03
61736	BNP Paribas Arbit Issu B.V.	HSI R Bull CBBC Mar 2013 M	0.250	20,600 per 10,000 units	20,800 per 10,000 units	2013/03/27	200,000,000	2012/05/04
61737	BNP Paribas Arbit Issu B.V.	HSI R Bull CBBC Mar 2013 N	0.250	20,500 per 10,000 units	20,700 per 10,000 units	2013/03/27	200,000,000	2012/05/04
61725	Credit Suisse AG	China Life R Bear CBBC Oct 2012 A	0.250	22.5	21.5	2012/10/31	60,000,000	2012/05/04
61727	Credit Suisse AG	HKEEx R Bear CBBC Oct 2012 A	0.250	136 per 100 units	130 per 100 units	2012/10/31	60,000,000	2012/05/04
61728	Credit Suisse AG	HSI R Bull CBBC Aug 2012 F	0.250	20,400 per 10,000 units	20,600 per 10,000 units	2012/08/30	400,000,000	2012/05/04
61734	Credit Suisse AG	HSI R Bull CBBC Aug 2012 L	0.250	20,600 per 10,000 units	20,800 per 10,000 units	2012/08/30	400,000,000	2012/05/04
61729	Credit Suisse AG	HSI R Bear CBBC Aug 2012 G	0.250	20,850 per 10,000 units	20,650 per 10,000 units	2012/08/30	400,000,000	2012/05/04
61730	Credit Suisse AG	HSI R Bear CBBC Aug 2012 H	0.250	21,050 per 10,000 units	20,850 per 10,000 units	2012/08/30	400,000,000	2012/05/04

Newly listed callable bull/bear contracts in 2012 (continued)

Code	Issuer	Name of issue	Issue prices (HK\$)	Strike price (HKD) / Strike level per 10 units	Call price (HKD) / Call level per 10 units	Expiry date	No. of issue (units)	Listing date
61726	Credit Suisse AG	TCH R Bear CBBC Oct 2012 B	0.250	246 per 100 units	238 per 100 units	2012/10/31	60,000,000	2012/05/04
61738	SGA Societe Generale Acceptance N.V.	HSI R Bull CBBC Nov12V	0.250	20,500 per 10,000 units	20,700 per 10,000 units	2012/11/29	200,000,000	2012/05/04
61739	SGA Societe Generale Acceptance N.V.	HSI R Bull CBBC Nov12W	0.250	20,600 per 10,000 units	20,800 per 10,000 units	2012/11/29	200,000,000	2012/05/04
61724	SGA Societe Generale Acceptance N.V.	HSI R Bear CBBC Oct12G	0.250	22,050 per 15,000 units	21,850 per 15,000 units	2012/10/30	200,000,000	2012/05/04
61732	UBS AG	HKEx R Bull CBBC Oct 2012 A	0.250	104 per 100 units	110 per 100 units	2012/10/08	100,000,000	2012/05/04
61735	UBS AG	HSI R Bull CBBC Nov 2012 R	0.250	20,600 per 10,000 units	20,800 per 10,000 units	2012/11/29	300,000,000	2012/05/04
61731	UBS AG	HSI R Bull CBBC Dec 2012 Z	0.250	20,350 per 12,000 units	20,550 per 12,000 units	2012/12/28	300,000,000	2012/05/04
61733	UBS AG	HSI R Bear CBBC Aug 2012 B	0.250	21,000 per 10,000 units	20,800 per 10,000 units	2012/08/30	300,000,000	2012/05/04
61743	BNP Paribas Arbit Issu B.V.	HSI R Bull CBBC Mar 2013 O	0.250	20,700 per 10,000 units	20,900 per 10,000 units	2013/03/27	200,000,000	2012/05/07
61755	BNP Paribas Arbit Issu B.V.	HSI R Bear CBBC Aug 2012 B	0.250	21,000 per 10,000 units	20,800 per 10,000 units	2012/08/30	200,000,000	2012/05/07
61742	Credit Suisse AG	HSI R Bull CBBC Aug 2012 J	0.250	20,700 per 10,000 units	20,900 per 10,000 units	2012/08/30	400,000,000	2012/05/07
61740	Credit Suisse AG	HSI R Bear CBBC Aug 2012 D	0.250	21,100 per 10,000 units	20,900 per 10,000 units	2012/08/30	400,000,000	2012/05/07
61744	SGA Societe Generale Acceptance N.V.	HSI R Bull CBBC Nov 12X	0.250	20,700 per 10,000 units	20,900 per 10,000 units	2012/11/29	200,000,000	2012/05/07
61748	UBS AG	China Life R Bull CBBC Sep 2012 A	0.250	19.38	20.38	2012/09/24	100,000,000	2012/05/07
61747	UBS AG	China Life R Bear CBBC Oct 2012 A	0.250	22.88	21.88	2012/10/08	100,000,000	2012/05/07
61745	UBS AG	HSI R Bull CBBC Nov 2012 S	0.250	20,650 per 12,000 units	20,850 per 12,000 units	2012/11/29	300,000,000	2012/05/07
61741	UBS AG	HSI R Bear CBBC Sep 2012 X	0.250	21,100 per 10,000 units	20,900 per 10,000 units	2012/09/27	300,000,000	2012/05/07
61749	UBS AG	TCH R Bear CBBC Sep 2012 C	0.250	248 per 100 units	240 per 100 units	2012/09/24	100,000,000	2012/05/07
61777	BNP Paribas Arbit Issu B.V.	HSI R Bull CBBC Mar 2013 P	0.250	20,800 per 10,000 units	21,000 per 10,000 units	2013/03/27	200,000,000	2012/05/08
61757	BNP Paribas Arbit Issu B.V.	HSI R Bear CBBC Aug 2012 C	0.250	21,100 per 10,000 units	20,900 per 10,000 units	2012/08/30	200,000,000	2012/05/08
61758	BNP Paribas Arbit Issu B.V.	HSI R Bear CBBC Aug 2012 D	0.250	21,200 per 10,000 units	21,000 per 10,000 units	2012/08/30	200,000,000	2012/05/08
61766	Credit Suisse AG	HSI R Bull CBBC Aug 2012 K	0.250	20,890 per 10,000 units	21,090 per 10,000 units	2012/08/30	400,000,000	2012/05/08
61768	Credit Suisse AG	HSI R Bull CBBC Aug 2012 Y	0.250	20,750 per 10,000 units	20,950 per 10,000 units	2012/08/30	400,000,000	2012/05/08
61760	Credit Suisse AG	HSI R Bear CBBC Aug 2012 A	0.250	21,150 per 10,000 units	20,950 per 10,000 units	2012/08/30	400,000,000	2012/05/08
61765	Credit Suisse AG	HSI R Bear CBBC Aug 2012 B	0.250	21,300 per 10,000 units	21,100 per 10,000 units	2012/08/30	400,000,000	2012/05/08
61759	Credit Suisse AG	HSI R Bear CBBC Aug 2012 S	0.250	21,000 per 10,000 units	20,800 per 10,000 units	2012/08/30	400,000,000	2012/05/08
61769	Credit Suisse AG	TCH R Bull CBBC Oct 2012 C	0.250	225 per 100 units	233 per 100 units	2012/10/31	60,000,000	2012/05/08
61770	Credit Suisse AG	TCH R Bull CBBC Oct 2012 D	0.250	230 per 100 units	238 per 100 units	2012/10/31	60,000,000	2012/05/08
61771	Credit Suisse AG	TCH R Bear CBBC Oct 2012 C	0.540	296 per 100 units	288 per 100 units	2012/10/31	60,000,000	2012/05/08
61761	SGA Societe Generale Acceptance N.V.	HSI R Bear CBBC Aug 12V	0.250	21,150 per 10,000 units	20,950 per 10,000 units	2012/08/30	200,000,000	2012/05/08
61762	SGA Societe Generale Acceptance N.V.	HSI R Bear CBBC Aug 12W	0.250	21,200 per 10,000 units	21,000 per 10,000 units	2012/08/30	200,000,000	2012/05/08
61774	UBS AG	HKEx R Bull CBBC Oct 2012 B	0.305	94 per 100 units	100 per 100 units	2012/10/15	100,000,000	2012/05/08
61775	UBS AG	HSI R Bull CBBC Oct 2012 T	0.250	20,800 per 10,000 units	21,000 per 10,000 units	2012/10/30	300,000,000	2012/05/08
61776	UBS AG	HSI R Bull CBBC Jan 2013 H	0.250	20,550 per 12,000 units	20,750 per 12,000 units	2013/01/30	300,000,000	2012/05/08
61763	UBS AG	HSI R Bear CBBC Aug 2012 C	0.250	21,200 per 10,000 units	21,000 per 10,000 units	2012/08/30	300,000,000	2012/05/08
61764	UBS AG	HSI R Bear CBBC Oct 2012 Q	0.250	21,050 per 12,000 units	20,850 per 12,000 units	2012/10/30	300,000,000	2012/05/08
61773	UBS AG	Ping An R Bull CBBC Sep 2012 A	0.250	55.20 per 100 units	60 per 100 units	2012/09/17	100,000,000	2012/05/08
61772	UBS AG	TCH R Bull CBBC Sep 2012 D	0.250	222 per 100 units	230 per 100 units	2012/09/10	100,000,000	2012/05/08
61797	BNP Paribas Arbit Issu B.V.	HSI R Bull CBBC Mar 2013 H	0.250	21,000 per 10,000 units	21,200 per 10,000 units	2013/03/27	200,000,000	2012/05/09
61798	BNP Paribas Arbit Issu B.V.	HSI R Bull CBBC Mar 2013 I	0.250	20,900 per 10,000 units	21,100 per 10,000 units	2013/03/27	200,000,000	2012/05/09
61796	BNP Paribas Arbit Issu B.V.	HSI R Bull CBBC Mar 2013 Q	0.250	21,100 per 10,000 units	21,300 per 10,000 units	2013/03/27	200,000,000	2012/05/09
61778	BNP Paribas Arbit Issu B.V.	HSI R Bear CBBC Aug 2012 E	0.250	21,500 per 10,000 units	21,300 per 10,000 units	2012/08/30	200,000,000	2012/05/09
61779	BNP Paribas Arbit Issu B.V.	HSI R Bear CBBC Aug 2012 F	0.250	21,400 per 10,000 units	21,200 per 10,000 units	2012/08/30	200,000,000	2012/05/09

Newly listed callable bull/bear contracts in 2012 (continued)

Code	Issuer	Name of issue	Issue prices (HK\$)	Strike price (HKD) / Strike level per 10 units	Call price (HKD) / Call level per 10 units	Expiry date	No. of issue (units)	Listing date
61780	BNP Paribas Arbit Issu B.V.	HSI R Bear CBBC Aug 2012 G	0.250	21,300 per 10,000 units	21,100 per 10,000 units	2012/08/30	200,000,000	2012/05/09
61792	Credit Suisse AG	HSI R Bull CBBC Aug 2012 R	0.250	20,800 per 10,000 units	21,000 per 10,000 units	2012/08/30	400,000,000	2012/05/09
61793	Credit Suisse AG	HSI R Bull CBBC Aug 2012 S	0.250	21,000 per 10,000 units	21,200 per 10,000 units	2012/08/30	400,000,000	2012/05/09
61807	Credit Suisse AG	HSI R Bull CBBC Aug 2012 T	0.250	21,130 per 10,000 units	21,330 per 10,000 units	2012/08/30	400,000,000	2012/05/09
61781	Credit Suisse AG	HSI R Bear CBBC Aug 2012 C	0.250	21,350 per 10,000 units	21,150 per 10,000 units	2012/08/30	400,000,000	2012/05/09
61782	Credit Suisse AG	HSI R Bear CBBC Aug 2012 E	0.250	21,500 per 10,000 units	21,300 per 10,000 units	2012/08/30	400,000,000	2012/05/09
61794	Goldman Sachs SP (Asia)	HSI R Bull CBBC Aug 2012 C	0.266	20,788 per 12,000 units	20,988 per 12,000 units	2012/08/30	150,000,000	2012/05/09
61795	Goldman Sachs SP (Asia)	HSI R Bull CBBC Aug 2012 D	0.254	20,588 per 12,000 units	20,788 per 12,000 units	2012/08/30	150,000,000	2012/05/09
61799	SGA Societe Generale Acceptance N.V.	HSI R Bull CBBC Aug 12I	0.250	20,750 per 9,000 units	20,950 per 9,000 units	2012/08/30	200,000,000	2012/05/09
61800	SGA Societe Generale Acceptance N.V.	HSI R Bull CBBC Aug 12J	0.250	20,800 per 10,000 units	21,000 per 10,000 units	2012/08/30	200,000,000	2012/05/09
61801	SGA Societe Generale Acceptance N.V.	HSI R Bull CBBC Aug 12K	0.250	20,850 per 9,000 units	21,050 per 9,000 units	2012/08/30	200,000,000	2012/05/09
61802	SGA Societe Generale Acceptance N.V.	HSI R Bull CBBC Aug 12L	0.250	20,900 per 10,000 units	21,100 per 10,000 units	2012/08/30	200,000,000	2012/05/09
61803	SGA Societe Generale Acceptance N.V.	HSI R Bull CBBC Aug 12M	0.250	20,950 per 9,000 units	21,150 per 9,000 units	2012/08/30	200,000,000	2012/05/09
61804	SGA Societe Generale Acceptance N.V.	HSI R Bull CBBC Aug 12N	0.250	21,000 per 10,000 units	21,200 per 10,000 units	2012/08/30	200,000,000	2012/05/09
61805	SGA Societe Generale Acceptance N.V.	HSI R Bull CBBC Aug 12O	0.250	21,050 per 9,000 units	21,250 per 9,000 units	2012/08/30	200,000,000	2012/05/09
61806	SGA Societe Generale Acceptance N.V.	HSI R Bull CBBC Aug 12P	0.250	21,100 per 10,000 units	21,300 per 10,000 units	2012/08/30	200,000,000	2012/05/09
61786	SGA Societe Generale Acceptance N.V.	HSI R Bear CBBC Sep 12V	0.250	21,450 per 10,000 units	21,250 per 10,000 units	2012/09/27	200,000,000	2012/05/09
61788	SGA Societe Generale Acceptance N.V.	HSI R Bear CBBC Sep 12W	0.250	21,500 per 10,000 units	21,300 per 10,000 units	2012/09/27	200,000,000	2012/05/09
61789	SGA Societe Generale Acceptance N.V.	HSI R Bear CBBC Sep 12X	0.250	21,850 per 10,000 units	21,650 per 10,000 units	2012/09/27	200,000,000	2012/05/09
61790	SGA Societe Generale Acceptance N.V.	HSI R Bear CBBC Sep 12Y	0.250	21,950 per 10,000 units	21,750 per 10,000 units	2012/09/27	200,000,000	2012/05/09
61791	SGA Societe Generale Acceptance N.V.	HSI R Bear CBBC Sep 12Z	0.250	22,150 per 10,000 units	21,950 per 10,000 units	2012/09/27	200,000,000	2012/05/09
61813	UBS AG	China Mobile R Bull CBBC Oct 2012 A	0.250	82 per 100 units	85 per 100 units	2012/10/08	100,000,000	2012/05/09
61814	UBS AG	HSBC R Bull CBBC Sep 2012 A	0.250	64.50 per 100 units	67.50 per 100 units	2012/09/10	100,000,000	2012/05/09
61808	UBS AG	HSI R Bull CBBC Nov 2012 T	0.250	21,100 per 10,000 units	21,300 per 10,000 units	2012/11/29	300,000,000	2012/05/09
61811	UBS AG	HSI R Bull CBBC Dec 2012 C	0.250	20,700 per 10,000 units	20,900 per 10,000 units	2012/12/28	300,000,000	2012/05/09
61812	UBS AG	HSI R Bull CBBC Dec 2012 D	0.250	20,900 per 10,000 units	21,100 per 10,000 units	2012/12/28	300,000,000	2012/05/09
61785	UBS AG	HSI R Bear CBBC Sep 2012 W	0.250	21,300 per 10,000 units	21,100 per 10,000 units	2012/09/27	300,000,000	2012/05/09
61810	UBS AG	HSI R Bear CBBC Sep 2012 Y	0.250	22,100 per 10,000 units	21,900 per 10,000 units	2012/09/27	300,000,000	2012/05/09
61783	UBS AG	HSI R Bear CBBC Oct 2012 X	0.250	21,500 per 10,000 units	21,300 per 10,000 units	2012/10/30	300,000,000	2012/05/09
61815	Credit Suisse AG	HSI R Bull CBBC Sep 2012 R	0.250	21,100 per 10,000 units	21,300 per 10,000 units	2012/09/27	400,000,000	2012/05/10
61816	Credit Suisse AG	HSI R Bull CBBC Sep 2012 S	0.250	20,950 per 10,000 units	21,150 per 10,000 units	2012/09/27	400,000,000	2012/05/10
61817	Credit Suisse AG	HSI R Bull CBBC Sep 2012 T	0.250	20,550 per 10,000 units	20,750 per 10,000 units	2012/09/27	400,000,000	2012/05/10
61819	Credit Suisse AG	HSI R Bear CBBC Sep 2012 E	0.250	21,405 per 10,000 units	21,205 per 10,000 units	2012/09/27	400,000,000	2012/05/10
61818	UBS AG	HSI R Bull CBBC Oct 2012 J	0.250	21,000 per 10,000 units	21,200 per 10,000 units	2012/10/30	300,000,000	2012/05/10
61821	UBS AG	HSI R Bull CBBC Dec 2012 E	0.250	20,850 per 12,000 units	21,050 per 12,000 units	2012/12/28	300,000,000	2012/05/10
61822	UBS AG	HSI R Bear CBBC Oct 2012 Y	0.250	21,450 per 12,000 units	21,250 per 12,000 units	2012/10/30	300,000,000	2012/05/10
61825	Credit Suisse AG	HSI R Bull CBBC Sep 2012 U	0.250	20,850 per 10,000 units	21,050 per 10,000 units	2012/09/27	400,000,000	2012/05/11
61828	Credit Suisse AG	HSI R Bear CBBC Sep 2012 S	0.250	21,550 per 10,000 units	21,350 per 10,000 units	2012/09/27	400,000,000	2012/05/11
61833	SGA Societe Generale Acceptance N.V.	HSI R Bear CBBC Sep 12E	0.250	21,550 per 10,000 units	21,350 per 10,000 units	2012/09/27	200,000,000	2012/05/11
61834	SGA Societe Generale Acceptance N.V.	HSI R Bear CBBC Sep 12U	0.250	21,350 per 10,000 units	21,150 per 10,000 units	2012/09/27	200,000,000	2012/05/11
61824	UBS AG	HSI R Bull CBBC Nov 2012 V	0.250	20,950 per 12,000 units	21,150 per 12,000 units	2012/11/29	300,000,000	2012/05/11
61823	UBS AG	HSI R Bull CBBC Dec 2012 F	0.250	20,750 per 12,000 units	20,950 per 12,000 units	2012/12/28	300,000,000	2012/05/11
61831	UBS AG	HSI R Bear CBBC Aug 2012 H	0.250	21,400 per 10,000 units	21,200 per 10,000 units	2012/08/30	300,000,000	2012/05/11

Newly listed callable bull/bear contracts in 2012 (continued)

Code	Issuer	Name of issue	Issue prices (HK\$)	Strike price (HKD) / Strike level per 10 units	Call price (HKD) / Call level per 10 units	Expiry date	No. of issue (units)	Listing date
61829	UBS AG	HSI R Bear CBBC Sep 2012 Z	0.250	21,550 per 12,000 units	21,350 per 12,000 units	2012/09/27	300,000,000	2012/05/11
61840	BNP Paribas Arbit Issu B.V.	HSI R Bull CBBC Mar 2013 R	0.250	20,400 per 10,000 units	20,600 per 10,000 units	2013/03/27	200,000,000	2012/05/14
61841	BNP Paribas Arbit Issu B.V.	HSI R Bull CBBC Mar 2013 S	0.250	20,500 per 10,000 units	20,700 per 10,000 units	2013/03/27	200,000,000	2012/05/14
61842	BNP Paribas Arbit Issu B.V.	HSI R Bull CBBC Mar 2013 T	0.250	20,600 per 10,000 units	20,800 per 10,000 units	2013/03/27	200,000,000	2012/05/14
61846	BNP Paribas Arbit Issu B.V.	HSI R Bull CBBC Mar 2013 U	0.250	20,700 per 10,000 units	20,900 per 10,000 units	2013/03/27	200,000,000	2012/05/14
61890	BNP Paribas Arbit Issu B.V.	HSI R Bull CBBC Mar 2013 V	0.250	20,300 per 10,000 units	20,500 per 10,000 units	2013/03/27	200,000,000	2012/05/14
61872	BNP Paribas Arbit Issu B.V.	HSI R Bear CBBC Aug 2012 H	0.250	20,900 per 10,000 units	20,700 per 10,000 units	2012/08/30	200,000,000	2012/05/14
61873	BNP Paribas Arbit Issu B.V.	HSI R Bear CBBC Aug 2012 I	0.250	20,800 per 10,000 units	20,600 per 10,000 units	2012/08/30	200,000,000	2012/05/14
61860	Credit Suisse AG	China Mobile R Bull CBBC Oct 2012 A	0.250	79 per 100 units	82 per 100 units	2012/10/31	60,000,000	2012/05/14
61861	Credit Suisse AG	China Mobile R Bull CBBC Oct 2012 B	0.250	74 per 100 units	77 per 100 units	2012/10/31	60,000,000	2012/05/14
61862	Credit Suisse AG	China Mobile R Bull CBBC Oct 2012 C	0.250	70 per 100 units	73 per 100 units	2012/10/31	60,000,000	2012/05/14
61863	Credit Suisse AG	China Mobile R Bear CBBC Oct 2012 A	0.250	92 per 100 units	89 per 100 units	2012/10/31	60,000,000	2012/05/14
61864	Credit Suisse AG	China Mobile R Bear CBBC Oct 2012 B	0.250	97 per 100 units	94 per 100 units	2012/10/31	60,000,000	2012/05/14
61865	Credit Suisse AG	China Mobile R Bear CBBC Oct 2012 C	0.250	101 per 100 units	98 per 100 units	2012/10/31	60,000,000	2012/05/14
61847	Credit Suisse AG	HSI R Bull CBBC Aug 2012 E	0.250	20,700 per 10,000 units	20,900 per 10,000 units	2012/08/30	400,000,000	2012/05/14
61848	Credit Suisse AG	HSI R Bull CBBC Aug 2012 F	0.250	20,550 per 10,000 units	20,750 per 10,000 units	2012/08/30	400,000,000	2012/05/14
61849	Credit Suisse AG	HSI R Bull CBBC Aug 2012 J	0.250	20,400 per 10,000 units	20,600 per 10,000 units	2012/08/30	400,000,000	2012/05/14
61868	Credit Suisse AG	HSI R Bear CBBC Aug 2012 F	0.250	20,900 per 10,000 units	20,700 per 10,000 units	2012/08/30	400,000,000	2012/05/14
61871	Credit Suisse AG	HSI R Bear CBBC Aug 2012 G	0.250	20,780 per 10,000 units	20,580 per 10,000 units	2012/08/30	400,000,000	2012/05/14
61869	Credit Suisse AG	HSI R Bear CBBC Aug 2012 Q	0.250	21,050 per 10,000 units	20,850 per 10,000 units	2012/08/30	400,000,000	2012/05/14
61870	Credit Suisse AG	HSI R Bear CBBC Aug 2012 V	0.250	21,200 per 10,000 units	21,000 per 10,000 units	2012/08/30	400,000,000	2012/05/14
61866	Credit Suisse AG	TCH R Bear CBBC Oct 2012 D	0.250	246 per 100 units	238 per 100 units	2012/10/31	60,000,000	2012/05/14
61867	Credit Suisse AG	TCH R Bear CBBC Oct 2012 E	0.250	253 per 100 units	245 per 100 units	2012/10/31	60,000,000	2012/05/14
61838	Goldman Sachs SP (Asia)	HSI R Bull CBBC Aug 2012 E	0.295	20,288 per 10,000 units	20,488 per 10,000 units	2012/08/30	150,000,000	2012/05/14
61839	Goldman Sachs SP (Asia)	HSI R Bull CBBC Aug 2012 F	0.250	20,488 per 10,000 units	20,688 per 10,000 units	2012/08/30	150,000,000	2012/05/14
61836	Goldman Sachs SP (Asia)	HSI R Bear CBBC Aug 2012 B	0.283	21,738 per 10,000 units	21,538 per 10,000 units	2012/08/30	150,000,000	2012/05/14
61837	Goldman Sachs SP (Asia)	HSI R Bear CBBC Aug 2012 C	0.307	21,938 per 10,000 units	21,738 per 10,000 units	2012/08/30	150,000,000	2012/05/14
61879	SGA Societe Generale Acceptance N.V.	HSI R Bull CBBC Sep 12D	0.250	19,700 per 10,000 units	19,900 per 10,000 units	2012/09/27	200,000,000	2012/05/14
61880	SGA Societe Generale Acceptance N.V.	HSI R Bull CBBC Sep 12E	0.250	19,800 per 10,000 units	20,000 per 10,000 units	2012/09/27	200,000,000	2012/05/14
61857	SGA Societe Generale Acceptance N.V.	HSI R Bull CBBC Nov 12D	0.250	20,400 per 10,000 units	20,600 per 10,000 units	2012/11/29	200,000,000	2012/05/14
61856	SGA Societe Generale Acceptance N.V.	HSI R Bull CBBC Nov 12E	0.250	20,500 per 10,000 units	20,700 per 10,000 units	2012/11/29	200,000,000	2012/05/14
61881	SGA Societe Generale Acceptance N.V.	HSI R Bull CBBC Nov 12K	0.250	19,850 per 10,000 units	20,050 per 10,000 units	2012/11/29	200,000,000	2012/05/14
61882	SGA Societe Generale Acceptance N.V.	HSI R Bull CBBC Nov 12N	0.250	19,950 per 10,000 units	20,150 per 10,000 units	2012/11/29	200,000,000	2012/05/14
61883	SGA Societe Generale Acceptance N.V.	HSI R Bull CBBC Nov 12O	0.250	20,050 per 10,000 units	20,250 per 10,000 units	2012/11/29	200,000,000	2012/05/14
61852	SGA Societe Generale Acceptance N.V.	HSI R Bull CBBC Nov 12Y	0.250	20,700 per 10,000 units	20,900 per 10,000 units	2012/11/29	200,000,000	2012/05/14
61853	SGA Societe Generale Acceptance N.V.	HSI R Bull CBBC Nov 12Z	0.250	20,600 per 10,000 units	20,800 per 10,000 units	2012/11/29	200,000,000	2012/05/14
61878	SGA Societe Generale Acceptance N.V.	HSI R Bear CBBC Aug 12A	0.250	21,250 per 10,000 units	21,050 per 10,000 units	2012/08/30	200,000,000	2012/05/14
61874	SGA Societe Generale Acceptance N.V.	HSI R Bear CBBC Aug 12X	0.250	20,850 per 10,000 units	20,650 per 10,000 units	2012/08/30	200,000,000	2012/05/14
61875	SGA Societe Generale Acceptance N.V.	HSI R Bear CBBC Aug 12Y	0.250	20,950 per 10,000 units	20,750 per 10,000 units	2012/08/30	200,000,000	2012/05/14
61877	SGA Societe Generale Acceptance N.V.	HSI R Bear CBBC Aug 12Z	0.250	21,050 per 10,000 units	20,850 per 10,000 units	2012/08/30	200,000,000	2012/05/14
61892	UBS AG	China Life R Bull CBBC Sep 2012 B	0.270	17.88	18.88	2012/09/17	100,000,000	2012/05/14
61894	UBS AG	Sinopec Corp R Bear CBBC Oct 2012 A	0.250	9.3	9	2012/10/22	100,000,000	2012/05/14
61887	UBS AG	HSI R Bull CBBC Oct 2012 V	0.250	20,300 per 10,000 units	20,500 per 10,000 units	2012/10/30	300,000,000	2012/05/14

Newly listed callable bull/bear contracts in 2012 (continued)

Code	Issuer	Name of issue	Issue prices (HK\$)	Strike price (HKD) / Strike level per 10 units	Call price (HKD) / Call level per 10 units	Expiry date	No. of issue (units)	Listing date
61859	UBS AG	HSI R Bull CBBC Nov 2012 U	0.250	20,600 per 10,000 units	20,800 per 10,000 units	2012/11/29	300,000,000	2012/05/14
61858	UBS AG	HSI R Bull CBBC Nov 2012 W	0.250	20,400 per 10,000 units	20,600 per 10,000 units	2012/11/29	300,000,000	2012/05/14
61889	UBS AG	HSI R Bear CBBC Sep 2012 C	0.250	21,000 per 10,000 units	20,800 per 10,000 units	2012/09/27	300,000,000	2012/05/14
61891	UBS AG	HSI R Bear CBBC Sep 2012 V	0.250	20,800 per 10,000 units	20,600 per 10,000 units	2012/09/27	300,000,000	2012/05/14
61897	UBS AG	Hutchison R Bull CBBC Oct 2012 A	0.250	67 per 100 units	70 per 100 units	2012/10/15	100,000,000	2012/05/14
61893	UBS AG	ICBC R Bull CBBC Nov 2012 A	0.250	4.45	4.75	2012/11/05	100,000,000	2012/05/14
61896	UBS AG	SHK Ppt R Bull CBBC Oct 2012 A	0.250	76 per 100 units	80 per 100 units	2012/10/08	100,000,000	2012/05/14
61895	UBS AG	SHK Ppt R Bear CBBC Sep 2012 A	0.250	104 per 100 units	100 per 100 units	2012/09/17	100,000,000	2012/05/14
61941	BNP Paribas Arbit Issu B.V.	HSCEI R Bull CBBC Mar 2013 D	0.250	9,800 per 5,000 units	10,000 per 5,000 units	2013/03/27	100,000,000	2012/05/15
61939	BNP Paribas Arbit Issu B.V.	HSI R Bull CBBC Mar 2013 W	0.250	20,200 per 10,000 units	20,400 per 10,000 units	2013/03/27	200,000,000	2012/05/15
61940	BNP Paribas Arbit Issu B.V.	HSI R Bear CBBC Aug 2012 J	0.250	20,700 per 10,000 units	20,500 per 10,000 units	2012/08/30	200,000,000	2012/05/15
61922	Credit Suisse AG	China Life R Bull CBBC Oct 2012 A	0.250	18	19	2012/10/31	70,000,000	2012/05/15
61923	Credit Suisse AG	China Life R Bull CBBC Oct 2012 B	0.350	17	18	2012/10/31	70,000,000	2012/05/15
61914	Credit Suisse AG	HKEx R Bull CBBC Oct 2012 A	0.250	110 per 100 units	116 per 100 units	2012/10/31	70,000,000	2012/05/15
61915	Credit Suisse AG	HKEx R Bull CBBC Oct 2012 B	0.250	104 per 100 units	110 per 100 units	2012/10/31	70,000,000	2012/05/15
61916	Credit Suisse AG	HKEx R Bull CBBC Oct 2012 C	0.250	99 per 100 units	105 per 100 units	2012/10/31	70,000,000	2012/05/15
61917	Credit Suisse AG	HKEx R Bull CBBC Oct 2012 D	0.280	94 per 100 units	100 per 100 units	2012/10/31	70,000,000	2012/05/15
61918	Credit Suisse AG	HKEx R Bear CBBC Oct 2012 B	0.250	131 per 100 units	125 per 100 units	2012/10/31	70,000,000	2012/05/15
61913	Credit Suisse AG	HSI R Bull CBBC Sep 2012 K	0.250	19,300 per 10,000 units	19,500 per 10,000 units	2012/09/27	400,000,000	2012/05/15
61924	Credit Suisse AG	HSI R Bull CBBC Sep 2012 L	0.250	19,850 per 10,000 units	20,050 per 10,000 units	2012/09/27	400,000,000	2012/05/15
61910	Credit Suisse AG	HSI R Bull CBBC Sep 2012 V	0.250	19,600 per 10,000 units	19,800 per 10,000 units	2012/09/27	400,000,000	2012/05/15
61909	Credit Suisse AG	HSI R Bull CBBC Sep 2012 W	0.250	20,300 per 10,000 units	20,500 per 10,000 units	2012/09/27	400,000,000	2012/05/15
61911	Credit Suisse AG	HSI R Bear CBBC Sep 2012 U	0.250	20,800 per 10,000 units	20,600 per 10,000 units	2012/09/27	400,000,000	2012/05/15
61927	Credit Suisse AG	HSI R Bear CBBC Sep 2012 V	0.250	21,650 per 10,000 units	21,450 per 10,000 units	2012/09/27	400,000,000	2012/05/15
61928	Credit Suisse AG	HSI R Bear CBBC Sep 2012 W	0.250	21,850 per 10,000 units	21,650 per 10,000 units	2012/09/27	400,000,000	2012/05/15
61931	Credit Suisse AG	HSI R Bear CBBC Sep 2012 X	0.250	20,688 per 10,000 units	20,488 per 10,000 units	2012/09/27	400,000,000	2012/05/15
61919	Credit Suisse AG	Hutchison R Bull CBBC Oct 2012 A	0.250	67 per 100 units	70 per 100 units	2012/10/31	70,000,000	2012/05/15
61920	Credit Suisse AG	Hutchison R Bull CBBC Oct 2012 B	0.250	62 per 100 units	65 per 100 units	2012/10/31	70,000,000	2012/05/15
61906	Goldman Sachs SP (Asia)	HSI R Bear CBBC Aug 2012 D	0.256	21,438 per 12,000 units	21,238 per 12,000 units	2012/08/30	150,000,000	2012/05/15
61907	Goldman Sachs SP (Asia)	HSI R Bear CBBC Aug 2012 E	0.261	21,238 per 12,000 units	21,038 per 12,000 units	2012/08/30	150,000,000	2012/05/15
61908	Goldman Sachs SP (Asia)	HSI R Bear CBBC Aug 2012 F	0.267	21,038 per 12,000 units	20,838 per 12,000 units	2012/08/30	150,000,000	2012/05/15
61904	SGA Societe Generale Acceptance N.V.	HSI R Bull CBBC Nov12A	0.250	19,150 per 10,000 units	19,350 per 10,000 units	2012/11/29	200,000,000	2012/05/15
61901	SGA Societe Generale Acceptance N.V.	HSI R Bull CBBC Nov12C	0.250	18,850 per 10,000 units	19,050 per 10,000 units	2012/11/29	200,000,000	2012/05/15
61902	SGA Societe Generale Acceptance N.V.	HSI R Bull CBBC Nov12P	0.250	18,950 per 10,000 units	19,150 per 10,000 units	2012/11/29	200,000,000	2012/05/15
61903	SGA Societe Generale Acceptance N.V.	HSI R Bull CBBC Nov12Q	0.250	19,050 per 10,000 units	19,250 per 10,000 units	2012/11/29	200,000,000	2012/05/15
61899	SGA Societe Generale Acceptance N.V.	HSI R Bear CBBC Aug12B	0.250	21,300 per 10,000 units	21,100 per 10,000 units	2012/08/30	200,000,000	2012/05/15
61900	SGA Societe Generale Acceptance N.V.	HSI R Bear CBBC Sep12P	0.250	21,400 per 10,000 units	21,200 per 10,000 units	2012/09/27	200,000,000	2012/05/15
61935	UBS AG	CC Bank R Bull CBBC Nov 2012 A	0.250	4.95	5.25	2012/11/26	100,000,000	2012/05/15
61938	UBS AG	Cheung Kong R Bull CBBC Oct 2012 A	0.250	84 per 100 units	90 per 100 units	2012/10/22	100,000,000	2012/05/15
61936	UBS AG	CNOOC R Bull CBBC Nov 2012 A	0.250	14.08	14.88	2012/11/19	100,000,000	2012/05/15
61933	UBS AG	HSCEI R Bear CBBC Aug 2012 B	0.250	11,200 per 10,000 units	11,000 per 10,000 units	2012/08/30	100,000,000	2012/05/15
61929	UBS AG	HSI R Bull CBBC Nov 2012 X	0.250	20,200 per 10,000 units	20,400 per 10,000 units	2012/11/29	300,000,000	2012/05/15
61932	UBS AG	HSI R Bear CBBC Aug 2012 B	0.250	20,700 per 10,000 units	20,500 per 10,000 units	2012/08/30	300,000,000	2012/05/15

Newly listed callable bull/bear contracts in 2012 (continued)

Code	Issuer	Name of issue	Issue prices (HK\$)	Strike price (HKD) / Strike level per 10 units	Call price (HKD) / Call level per 10 units	Expiry date	No. of issue (units)	Listing date
61942	UBS AG	HSI R Bear CBBC Aug 2012 D	0.250	20,900 per 10,000 units	20,700 per 10,000 units	2012/08/30	300,000,000	2012/05/15
61937	UBS AG	Hutcheon R Bull CBBC Oct 2012 B	0.250	62 per 100 units	65 per 100 units	2012/10/15	100,000,000	2012/05/15
61934	UBS AG	ICBC R Bull CBBC Nov 2012 B	0.250	4.2	4.5	2012/11/26	100,000,000	2012/05/15
61949	BNP Paribas Arbit Issu B.V.	HSI R Bull CBBC Mar 2013 X	0.250	20,100 per 10,000 units	20,300 per 10,000 units	2013/03/27	200,000,000	2012/05/16
61961	BNP Paribas Arbit Issu B.V.	HSI R Bear CBBC Aug 2012 K	0.250	20,500 per 10,000 units	20,300 per 10,000 units	2012/08/30	200,000,000	2012/05/16
61962	BNP Paribas Arbit Issu B.V.	HSI R Bear CBBC Aug 2012 L	0.250	20,600 per 10,000 units	20,400 per 10,000 units	2012/08/30	200,000,000	2012/05/16
61946	Credit Suisse AG	HSI R Bull CBBC Aug 2012 L	0.250	20,250 per 10,000 units	20,450 per 10,000 units	2012/08/30	400,000,000	2012/05/16
61947	Credit Suisse AG	HSI R Bull CBBC Aug 2012 Q	0.250	20,100 per 10,000 units	20,300 per 10,000 units	2012/08/30	400,000,000	2012/05/16
61948	Credit Suisse AG	HSI R Bear CBBC Aug 2012 H	0.250	20,700 per 10,000 units	20,500 per 10,000 units	2012/08/30	400,000,000	2012/05/16
61958	Credit Suisse AG	HSI R Bear CBBC Aug 2012 I	0.250	20,500 per 10,000 units	20,300 per 10,000 units	2012/08/30	400,000,000	2012/05/16
61959	Credit Suisse AG	HSI R Bear CBBC Nov 2012 P	0.250	21,188 per 15,000 units	20,988 per 15,000 units	2012/11/29	400,000,000	2012/05/16
61960	Credit Suisse AG	HSI R Bear CBBC Nov 2012 Q	0.250	21,688 per 15,000 units	21,488 per 15,000 units	2012/11/29	400,000,000	2012/05/16
61957	Goldman Sachs SP (Asia)	HSI R Bull CBBC Aug 2012 G	0.301	18,788 per 12,000 units	18,988 per 12,000 units	2012/08/30	150,000,000	2012/05/16
61956	Goldman Sachs SP (Asia)	HSI R Bear CBBC Aug 2012 G	0.312	20,838 per 12,000 units	20,638 per 12,000 units	2012/08/30	150,000,000	2012/05/16
61944	SGA Societe Generale Acceptance N.V.	HSI R Bull CBBC Nov 12B	0.250	20,150 per 8,000 units	20,350 per 8,000 units	2012/11/29	200,000,000	2012/05/16
61945	SGA Societe Generale Acceptance N.V.	HSI R Bull CBBC Nov 12J	0.250	20,250 per 8,000 units	20,450 per 8,000 units	2012/11/29	200,000,000	2012/05/16
61943	SGA Societe Generale Acceptance N.V.	HSI R Bear CBBC Aug 12C	0.250	20,750 per 10,000 units	20,550 per 10,000 units	2012/08/30	200,000,000	2012/05/16
61952	SGA Societe Generale Acceptance N.V.	HSI R Bear CBBC Aug 12D	0.250	20,550 per 10,000 units	20,350 per 10,000 units	2012/08/30	200,000,000	2012/05/16
61955	SGA Societe Generale Acceptance N.V.	HSI R Bear CBBC Aug 12E	0.250	20,650 per 10,000 units	20,450 per 10,000 units	2012/08/30	200,000,000	2012/05/16
61971	UBS AG	China Mobile R Bear CBBC Dec 2012 A	0.250	98 per 100 units	95 per 100 units	2012/12/03	100,000,000	2012/05/16
61972	UBS AG	CC Bank R Bull CBBC Dec 2012 A	0.250	5.2	5.5	2012/12/10	100,000,000	2012/05/16
61975	UBS AG	Sinopec Corp R Bull CBBC Oct 2012 A	0.250	7.2	7.5	2012/10/22	100,000,000	2012/05/16
61974	UBS AG	Sinopec Corp R Bull CBBC Nov 2012 A	0.250	6.7	7	2012/11/26	100,000,000	2012/05/16
61973	UBS AG	HKEEx R Bull CBBC Dec 2012 A	0.350	84 per 100 units	90 per 100 units	2012/12/03	100,000,000	2012/05/16
61977	UBS AG	HSBC R Bull CBBC Nov 2012 A	0.250	62 per 100 units	65 per 100 units	2012/11/26	100,000,000	2012/05/16
61976	UBS AG	HSBC R Bear CBBC Nov 2012 A	0.250	78 per 100 units	75 per 100 units	2012/11/05	100,000,000	2012/05/16
61968	UBS AG	HSCEI R Bull CBBC Nov 2012 A	0.250	8,300 per 10,000 units	8,500 per 10,000 units	2012/11/29	100,000,000	2012/05/16
61950	UBS AG	HSI R Bull CBBC Oct 2012 X	0.250	20,100 per 10,000 units	20,300 per 10,000 units	2012/10/30	300,000,000	2012/05/16
61951	UBS AG	HSI R Bull CBBC Dec 2012 G	0.250	20,250 per 12,000 units	20,450 per 12,000 units	2012/12/28	300,000,000	2012/05/16
61963	UBS AG	HSI R Bear CBBC Aug 2012 E	0.250	20,500 per 10,000 units	20,300 per 10,000 units	2012/08/30	300,000,000	2012/05/16
61965	UBS AG	HSI R Bear CBBC Sep 2012 U	0.250	20,750 per 12,000 units	20,550 per 12,000 units	2012/09/27	300,000,000	2012/05/16
61970	UBS AG	ICBC R Bull CBBC Dec 2012 A	0.250	3.95	4.25	2012/12/10	100,000,000	2012/05/16
61983	BNP Paribas Arbit Issu B.V.	HSI R Bull CBBC Mar 2013 C	0.250	19,900 per 10,000 units	20,100 per 10,000 units	2013/03/27	200,000,000	2012/05/17
61982	BNP Paribas Arbit Issu B.V.	HSI R Bull CBBC Mar 2013 Y	0.250	20,000 per 10,000 units	20,200 per 10,000 units	2013/03/27	200,000,000	2012/05/17
61985	BNP Paribas Arbit Issu B.V.	HSI R Bear CBBC Aug 2012 M	0.250	20,400 per 10,000 units	20,200 per 10,000 units	2012/08/30	200,000,000	2012/05/17
62002	Credit Suisse AG	HSI R Bull CBBC Sep 2012 D	0.250	19,900 per 10,000 units	20,100 per 10,000 units	2012/09/27	400,000,000	2012/05/17
61997	Credit Suisse AG	HSI R Bull CBBC Sep 2012 P	0.250	19,050 per 10,000 units	19,250 per 10,000 units	2012/09/27	400,000,000	2012/05/17
61998	Credit Suisse AG	HSI R Bull CBBC Sep 2012 R	0.250	19,100 per 10,000 units	19,300 per 10,000 units	2012/09/27	400,000,000	2012/05/17
61999	Credit Suisse AG	HSI R Bull CBBC Sep 2012 S	0.250	19,200 per 10,000 units	19,400 per 10,000 units	2012/09/27	400,000,000	2012/05/17
62000	Credit Suisse AG	HSI R Bull CBBC Sep 2012 T	0.250	20,050 per 10,000 units	20,250 per 10,000 units	2012/09/27	400,000,000	2012/05/17
62004	Credit Suisse AG	HSI R Bear CBBC Sep 2012 Y	0.250	20,550 per 10,000 units	20,350 per 10,000 units	2012/09/27	400,000,000	2012/05/17
62003	Credit Suisse AG	HSI R Bear CBBC Sep 2012 Z	0.250	20,350 per 10,000 units	20,150 per 10,000 units	2012/09/27	400,000,000	2012/05/17
62014	Daiwa Capital Mkt	HSI R Bear CBBC Aug 2012 I	0.250	20,480 per 10,000 units	20,280 per 10,000 units	2012/08/30	158,000,000	2012/05/17

Newly listed callable bull/bear contracts in 2012 (continued)

Code	Issuer	Name of issue	Issue prices (HK\$)	Strike price (HKD) / Strike level per 10 units	Call price (HKD) / Call level per 10 units	Expiry date	No. of issue (units)	Listing date
62018	Daiwa Capital Mkt	HSI R Bear CBBC Aug 2012 J	0.250	20,700 per 10,000 units	20,500 per 10,000 units	2012/08/30	158,000,000	2012/05/17
62019	Daiwa Capital Mkt	HSI R Bear CBBC Aug 2012 K	0.250	20,900 per 10,000 units	20,700 per 10,000 units	2012/08/30	158,000,000	2012/05/17
62020	Daiwa Capital Mkt	HSI R Bear CBBC Aug 2012 L	0.250	21,200 per 10,000 units	21,000 per 10,000 units	2012/08/30	158,000,000	2012/05/17
62021	Daiwa Capital Mkt	HSI R Bear CBBC Sep 2012 B	0.250	21,100 per 10,000 units	20,900 per 10,000 units	2012/09/27	158,000,000	2012/05/17
61978	SGA Societe Generale Acceptance N.V.	HSI R Bull CBBC Aug 12Q	0.250	19,300 per 8,000 units	19,500 per 8,000 units	2012/08/30	200,000,000	2012/05/17
61979	SGA Societe Generale Acceptance N.V.	HSI R Bull CBBC Aug 12R	0.250	19,400 per 8,000 units	19,600 per 8,000 units	2012/08/30	200,000,000	2012/05/17
61981	SGA Societe Generale Acceptance N.V.	HSI R Bull CBBC Aug 12S	0.250	19,500 per 8,000 units	19,700 per 8,000 units	2012/08/30	200,000,000	2012/05/17
61989	SGA Societe Generale Acceptance N.V.	HSI R Bull CBBC Aug 12T	0.250	19,900 per 8,000 units	20,100 per 8,000 units	2012/08/30	200,000,000	2012/05/17
61990	SGA Societe Generale Acceptance N.V.	HSI R Bull CBBC Nov 12R	0.250	18,750 per 10,000 units	18,950 per 10,000 units	2012/11/29	200,000,000	2012/05/17
61991	SGA Societe Generale Acceptance N.V.	HSI R Bull CBBC Nov 12S	0.250	18,650 per 10,000 units	18,850 per 10,000 units	2012/11/29	200,000,000	2012/05/17
61992	SGA Societe Generale Acceptance N.V.	HSI R Bull CBBC Nov 12T	0.250	18,550 per 10,000 units	18,750 per 10,000 units	2012/11/29	200,000,000	2012/05/17
61993	SGA Societe Generale Acceptance N.V.	HSI R Bull CBBC Nov 12V	0.250	18,450 per 10,000 units	18,650 per 10,000 units	2012/11/29	200,000,000	2012/05/17
61986	SGA Societe Generale Acceptance N.V.	HSI R Bear CBBC Aug 12F	0.250	20,450 per 10,000 units	20,250 per 10,000 units	2012/08/30	200,000,000	2012/05/17
61987	SGA Societe Generale Acceptance N.V.	HSI R Bear CBBC Aug 12L	0.250	20,350 per 10,000 units	20,150 per 10,000 units	2012/08/30	200,000,000	2012/05/17
61984	UBS AG	HSI R Bull CBBC Nov 2012 Y	0.250	20,000 per 10,000 units	20,200 per 10,000 units	2012/11/29	300,000,000	2012/05/17
62013	UBS AG	HSI R Bear CBBC Aug 2012 F	0.250	20,400 per 10,000 units	20,200 per 10,000 units	2012/08/30	300,000,000	2012/05/17
62008	UBS AG	HSI R Bear CBBC Sep 2012 A	0.250	20,600 per 10,000 units	20,400 per 10,000 units	2012/09/27	300,000,000	2012/05/17
62006	UBS AG	HSI R Bear CBBC Oct 2012 V	0.250	20,850 per 12,000 units	20,650 per 12,000 units	2012/10/30	300,000,000	2012/05/17
62043	BNP Paribas Arbit Issu B.V.	HSCEI R Bull CBBC Dec 2012 G	0.250	9,300 per 5,000 units	9,500 per 5,000 units	2012/12/28	200,000,000	2012/05/18
62042	BNP Paribas Arbit Issu B.V.	HSCEI R Bear CBBC Dec 2012 D	0.250	11,000 per 5,000 units	10,800 per 5,000 units	2012/12/28	200,000,000	2012/05/18
62044	BNP Paribas Arbit Issu B.V.	HSI R Bull CBBC Mar 2013 F	0.250	19,800 per 10,000 units	20,000 per 10,000 units	2013/03/27	200,000,000	2012/05/18
62050	BNP Paribas Arbit Issu B.V.	HSI R Bear CBBC Aug 2012 N	0.250	20,200 per 10,000 units	20,000 per 10,000 units	2012/08/30	200,000,000	2012/05/18
62051	BNP Paribas Arbit Issu B.V.	HSI R Bear CBBC Aug 2012 O	0.250	20,300 per 10,000 units	20,100 per 10,000 units	2012/08/30	200,000,000	2012/05/18
62040	Credit Suisse AG	HSI R Bull CBBC Aug 2012 D	0.250	20,000 per 10,000 units	20,200 per 10,000 units	2012/08/30	400,000,000	2012/05/18
62039	Credit Suisse AG	HSI R Bull CBBC Aug 2012 Z	0.250	19,800 per 10,000 units	20,000 per 10,000 units	2012/08/30	400,000,000	2012/05/18
62071	Credit Suisse AG	HSI R Bull CBBC Oct 2012 L	0.250	19,650 per 10,000 units	19,850 per 10,000 units	2012/10/30	400,000,000	2012/05/18
62072	Credit Suisse AG	HSI R Bull CBBC Oct 2012 M	0.250	19,550 per 10,000 units	19,750 per 10,000 units	2012/10/30	400,000,000	2012/05/18
62073	Credit Suisse AG	HSI R Bull CBBC Oct 2012 N	0.250	19,000 per 10,000 units	19,200 per 10,000 units	2012/10/30	400,000,000	2012/05/18
62074	Credit Suisse AG	HSI R Bull CBBC Oct 2012 O	0.250	18,850 per 10,000 units	19,050 per 10,000 units	2012/10/30	400,000,000	2012/05/18
62077	Credit Suisse AG	HSI R Bull CBBC Oct 2012 P	0.250	18,750 per 10,000 units	18,950 per 10,000 units	2012/10/30	400,000,000	2012/05/18
62078	Credit Suisse AG	HSI R Bull CBBC Oct 2012 Q	0.250	18,650 per 10,000 units	18,850 per 10,000 units	2012/10/30	400,000,000	2012/05/18
62079	Credit Suisse AG	HSI R Bull CBBC Oct 2012 R	0.250	18,550 per 10,000 units	18,750 per 10,000 units	2012/10/30	400,000,000	2012/05/18
62080	Credit Suisse AG	HSI R Bull CBBC Oct 2012 S	0.250	18,450 per 10,000 units	18,650 per 10,000 units	2012/10/30	400,000,000	2012/05/18
62081	Credit Suisse AG	HSI R Bull CBBC Oct 2012 T	0.250	18,350 per 10,000 units	18,550 per 10,000 units	2012/10/30	400,000,000	2012/05/18
62041	Credit Suisse AG	HSI R Bear CBBC Aug 2012 J	0.250	20,600 per 10,000 units	20,400 per 10,000 units	2012/08/30	400,000,000	2012/05/18
62045	Credit Suisse AG	HSI R Bear CBBC Aug 2012 K	0.250	20,400 per 10,000 units	20,200 per 10,000 units	2012/08/30	400,000,000	2012/05/18
62047	Credit Suisse AG	HSI R Bear CBBC Aug 2012 L	0.250	20,190 per 10,000 units	19,990 per 10,000 units	2012/08/30	400,000,000	2012/05/18
62070	Credit Suisse AG	HSI R Bear CBBC Oct 2012 S	0.250	20,850 per 10,000 units	20,650 per 10,000 units	2012/10/30	400,000,000	2012/05/18
62035	Daiwa Capital Mkt	HSCEI R Bear CBBC Dec 2012 A	0.250	10,800 per 10,000 units	10,600 per 10,000 units	2012/12/28	80,000,000	2012/05/18
62038	Daiwa Capital Mkt	HSCEI R Bear CBBC Dec 2012 B	0.250	11,200 per 10,000 units	11,000 per 10,000 units	2012/12/28	80,000,000	2012/05/18
62030	Daiwa Capital Mkt	HSI R Bull CBBC Sep 2012 A	0.250	19,200 per 10,000 units	19,400 per 10,000 units	2012/09/27	158,000,000	2012/05/18
62032	Daiwa Capital Mkt	HSI R Bull CBBC Sep 2012 B	0.250	19,100 per 10,000 units	19,300 per 10,000 units	2012/09/27	158,000,000	2012/05/18
62033	Daiwa Capital Mkt	HSI R Bull CBBC Sep 2012 C	0.250	18,800 per 10,000 units	19,000 per 10,000 units	2012/09/27	158,000,000	2012/05/18

Newly listed callable bull/bear contracts in 2012 (continued)

Code	Issuer	Name of issue	Issue prices (HK\$)	Strike price (HKD) / Strike level per 10 units	Call price (HKD) / Call level per 10 units	Expiry date	No. of issue (units)	Listing date
62066	Daiwa Capital Mkt	HSI R Bull CBBC Sep 2012 D	0.250	19,750 per 10,000 units	19,950 per 10,000 units	2012/09/27	158,000,000	2012/05/18
62026	Daiwa Capital Mkt	HSI R Bear CBBC Aug 2012 M	0.250	21,400 per 10,000 units	21,200 per 10,000 units	2012/08/30	158,000,000	2012/05/18
62027	Daiwa Capital Mkt	HSI R Bear CBBC Sep 2012 C	0.250	21,700 per 10,000 units	21,500 per 10,000 units	2012/09/27	158,000,000	2012/05/18
62028	Daiwa Capital Mkt	HSI R Bear CBBC Sep 2012 D	0.250	22,000 per 10,000 units	21,800 per 10,000 units	2012/09/27	158,000,000	2012/05/18
62029	Daiwa Capital Mkt	HSI R Bear CBBC Sep 2012 E	0.250	22,100 per 10,000 units	21,900 per 10,000 units	2012/09/27	158,000,000	2012/05/18
62069	Daiwa Capital Mkt	HSI R Bear CBBC Sep 2012 F	0.250	20,168 per 10,000 units	19,968 per 10,000 units	2012/09/27	158,000,000	2012/05/18
62034	Daiwa Capital Mkt	HSI R Bear CBBC Oct 2012 A	0.250	22,200 per 10,000 units	22,000 per 10,000 units	2012/10/30	158,000,000	2012/05/18
62024	Goldman Sachs SP (Asia)	HSI R Bull CBBC Aug 2012 H	0.305	18,588 per 10,000 units	18,788 per 10,000 units	2012/08/30	120,000,000	2012/05/18
62025	Goldman Sachs SP (Asia)	HSI R Bull CBBC Aug 2012 I	0.301	18,388 per 10,000 units	18,588 per 10,000 units	2012/08/30	120,000,000	2012/05/18
62022	Merrill Lynch Int'l & Co. C.V.	HSI R Bear CBBC Dec 2012 A	0.250	21,000 per 10,000 units	20,800 per 10,000 units	2012/12/28	40,000,000	2012/05/18
62023	Merrill Lynch Int'l & Co. C.V.	HSI R Bear CBBC Dec 2012 B	0.250	21,300 per 10,000 units	21,100 per 10,000 units	2012/12/28	40,000,000	2012/05/18
62054	SGA Societe Generale Acceptance N.V.	HSI R Bear CBBC Aug 12N	0.250	20,250 per 10,000 units	20,050 per 10,000 units	2012/08/30	200,000,000	2012/05/18
62084	UBS AG	China Mobile R Bull CBBC Dec 2012 A	0.250	72 per 100 units	75 per 100 units	2012/12/17	100,000,000	2012/05/18
62086	UBS AG	CC Bank R Bull CBBC Dec 2012 B	0.250	4.45	4.75	2012/12/17	100,000,000	2012/05/18
62082	UBS AG	China Life R Bull CBBC Dec 2012 A	0.395	15.88	16.88	2012/12/17	100,000,000	2012/05/18
62091	UBS AG	CNOOC R Bull CBBC Dec 2012 A	0.285	12.08	12.88	2012/12/10	100,000,000	2012/05/18
62095	UBS AG	Sinopec Corp R Bull CBBC Dec 2012 A	0.250	6.2	6.5	2012/12/03	100,000,000	2012/05/18
62096	UBS AG	HSBC R Bull CBBC Dec 2012 A	0.250	52 per 100 units	55 per 100 units	2012/12/10	100,000,000	2012/05/18
62062	UBS AG	HSI R Bull CBBC Oct 2012 H	0.250	18,700 per 10,000 units	18,900 per 10,000 units	2012/10/30	300,000,000	2012/05/18
62049	UBS AG	HSI R Bull CBBC Oct 2012 M	0.250	19,900 per 10,000 units	20,100 per 10,000 units	2012/10/30	300,000,000	2012/05/18
62048	UBS AG	HSI R Bull CBBC Nov 2012 D	0.250	19,800 per 10,000 units	20,000 per 10,000 units	2012/11/29	300,000,000	2012/05/18
62061	UBS AG	HSI R Bull CBBC Nov 2012 I	0.250	18,500 per 10,000 units	18,700 per 10,000 units	2012/11/29	300,000,000	2012/05/18
62064	UBS AG	HSI R Bull CBBC Nov 2012 J	0.250	19,350 per 12,000 units	19,550 per 12,000 units	2012/11/29	300,000,000	2012/05/18
62058	UBS AG	HSI R Bull CBBC Nov 2012 Z	0.250	17,800 per 10,000 units	18,000 per 10,000 units	2012/11/29	300,000,000	2012/05/18
62059	UBS AG	HSI R Bull CBBC Dec 2012 K	0.250	17,900 per 10,000 units	18,100 per 10,000 units	2012/12/28	300,000,000	2012/05/18
62060	UBS AG	HSI R Bull CBBC Dec 2012 L	0.250	18,200 per 10,000 units	18,400 per 10,000 units	2012/12/28	300,000,000	2012/05/18
62063	UBS AG	HSI R Bull CBBC Dec 2012 M	0.250	19,150 per 12,000 units	19,350 per 12,000 units	2012/12/28	300,000,000	2012/05/18
62065	UBS AG	HSI R Bull CBBC Dec 2012 N	0.250	19,550 per 12,000 units	19,750 per 12,000 units	2012/12/28	300,000,000	2012/05/18
62057	UBS AG	HSI R Bear CBBC Aug 2012 G	0.250	20,200 per 10,000 units	20,000 per 10,000 units	2012/08/30	300,000,000	2012/05/18
62055	UBS AG	HSI R Bear CBBC Oct 2012 W	0.250	20,450 per 12,000 units	20,250 per 12,000 units	2012/10/30	300,000,000	2012/05/18
62101	BNP Paribas Arbit Issu B.V.	HSI R Bull CBBC Mar 2013 G	0.250	19,700 per 10,000 units	19,900 per 10,000 units	2013/03/27	200,000,000	2012/05/21
62138	BNP Paribas Arbit Issu B.V.	HSI R Bull CBBC Mar 2013 J	0.250	19,600 per 10,000 units	19,800 per 10,000 units	2013/03/27	200,000,000	2012/05/21
62150	BNP Paribas Arbit Issu B.V.	HSI R Bear CBBC Aug 2012 P	0.250	20,100 per 10,000 units	19,900 per 10,000 units	2012/08/30	200,000,000	2012/05/21
62151	BNP Paribas Arbit Issu B.V.	HSI R Bear CBBC Aug 2012 Q	0.250	20,000 per 10,000 units	19,800 per 10,000 units	2012/08/30	200,000,000	2012/05/21
62115	Credit Suisse AG	A50 China R Bull CBBC Oct 2012 A	0.250	9.7	10	2012/10/31	60,000,000	2012/05/21
62117	Credit Suisse AG	A50 China R Bear CBBC Oct 2012 A	0.250	11.3	11	2012/10/31	60,000,000	2012/05/21
62111	Credit Suisse AG	HSI R Bull CBBC Aug 2012 K	0.250	19,750 per 10,000 units	19,950 per 10,000 units	2012/08/30	400,000,000	2012/05/21
62135	Credit Suisse AG	HSI R Bull CBBC Aug 2012 V	0.250	19,600 per 10,000 units	19,800 per 10,000 units	2012/08/30	400,000,000	2012/05/21
62105	Credit Suisse AG	HSI R Bear CBBC Aug 2012 M	0.250	20,200 per 10,000 units	20,000 per 10,000 units	2012/08/30	400,000,000	2012/05/21
62108	Credit Suisse AG	HSI R Bear CBBC Aug 2012 N	0.250	20,450 per 10,000 units	20,250 per 10,000 units	2012/08/30	400,000,000	2012/05/21
62110	Credit Suisse AG	HSI R Bear CBBC Aug 2012 O	0.250	20,950 per 10,000 units	20,750 per 10,000 units	2012/08/30	400,000,000	2012/05/21
62112	Credit Suisse AG	HSI R Bear CBBC Aug 2012 P	0.250	20,688 per 15,000 units	20,488 per 15,000 units	2012/08/30	400,000,000	2012/05/21

Newly listed callable bull/bear contracts in 2012 (continued)

Code	Issuer	Name of issue	Issue prices (HK\$)	Strike price (HKD) / Strike level per 10 units	Call price (HKD) / Call level per 10 units	Expiry date	No. of issue (units)	Listing date
62147	Credit Suisse AG	HSI R Bear CBBC Aug 2012 W	0.250	19,938 per 10,000 units	19,738 per 10,000 units	2012/08/30	400,000,000	2012/05/21
62148	Credit Suisse AG	HSI R Bear CBBC Aug 2012 X	0.250	20,050 per 10,000 units	19,850 per 10,000 units	2012/08/30	400,000,000	2012/05/21
62146	Daiwa Capital Mkt	HSI R Bull CBBC Sep 2012 E	0.250	19,600 per 10,000 units	19,800 per 10,000 units	2012/09/27	158,000,000	2012/05/21
62118	Daiwa Capital Mkt	HSI R Bull CBBC Oct 2012 A	0.250	18,700 per 10,000 units	18,900 per 10,000 units	2012/10/30	158,000,000	2012/05/21
62120	Daiwa Capital Mkt	HSI R Bull CBBC Oct 2012 B	0.250	18,300 per 10,000 units	18,500 per 10,000 units	2012/10/30	158,000,000	2012/05/21
62119	Daiwa Capital Mkt	HSI R Bull CBBC Nov 2012 A	0.250	18,500 per 10,000 units	18,700 per 10,000 units	2012/11/29	158,000,000	2012/05/21
62123	Daiwa Capital Mkt	HSI R Bull CBBC Nov 2012 B	0.250	18,100 per 10,000 units	18,300 per 10,000 units	2012/11/29	158,000,000	2012/05/21
62152	Daiwa Capital Mkt	HSI R Bear CBBC Aug 2012 N	0.250	19,938 per 10,000 units	19,738 per 10,000 units	2012/08/30	158,000,000	2012/05/21
62126	Goldman Sachs SP (Asia)	HSI R Bull CBBC Aug 2012 J	0.254	19,288 per 10,000 units	19,488 per 10,000 units	2012/08/30	150,000,000	2012/05/21
62125	Goldman Sachs SP (Asia)	HSI R Bear CBBC Aug 2012 H	0.262	20,638 per 10,000 units	20,438 per 10,000 units	2012/08/30	150,000,000	2012/05/21
62097	SGA Societe Generale Acceptance N.V.	HSI R Bull CBBC Aug 12U	0.250	19,750 per 8,000 units	19,950 per 8,000 units	2012/08/30	200,000,000	2012/05/21
62102	SGA Societe Generale Acceptance N.V.	HSI R Bull CBBC Aug 12V	0.250	19,650 per 8,000 units	19,850 per 8,000 units	2012/08/30	200,000,000	2012/05/21
62100	SGA Societe Generale Acceptance N.V.	HSI R Bull CBBC Nov 12U	0.250	18,150 per 10,000 units	18,350 per 10,000 units	2012/11/29	200,000,000	2012/05/21
62098	SGA Societe Generale Acceptance N.V.	HSI R Bull CBBC Nov 12W	0.250	18,350 per 10,000 units	18,550 per 10,000 units	2012/11/29	200,000,000	2012/05/21
62099	SGA Societe Generale Acceptance N.V.	HSI R Bull CBBC Nov 12X	0.250	18,250 per 10,000 units	18,450 per 10,000 units	2012/11/29	200,000,000	2012/05/21
62128	SGA Societe Generale Acceptance N.V.	HSI R Bear CBBC Sep 12R	0.250	21,100 per 10,000 units	20,900 per 10,000 units	2012/09/27	200,000,000	2012/05/21
62129	SGA Societe Generale Acceptance N.V.	HSI R Bear CBBC Sep 12S	0.250	21,000 per 10,000 units	20,800 per 10,000 units	2012/09/27	200,000,000	2012/05/21
62131	SGA Societe Generale Acceptance N.V.	HSI R Bear CBBC Oct 12H	0.250	20,700 per 10,000 units	20,500 per 10,000 units	2012/10/30	200,000,000	2012/05/21
62134	SGA Societe Generale Acceptance N.V.	HSI R Bear CBBC Oct 12I	0.250	20,800 per 10,000 units	20,600 per 10,000 units	2012/10/30	200,000,000	2012/05/21
62139	SGA Societe Generale Acceptance N.V.	HSI R Bear CBBC Oct 12J	0.250	20,900 per 10,000 units	20,700 per 10,000 units	2012/10/30	200,000,000	2012/05/21
62140	UBS AG	HKEX R Bear CBBC Oct 2012 A	0.250	131 per 100 units	125 per 100 units	2012/10/29	100,000,000	2012/05/21
62104	UBS AG	HSI R Bull CBBC Oct 2012 W	0.250	19,700 per 10,000 units	19,900 per 10,000 units	2012/10/30	300,000,000	2012/05/21
62142	UBS AG	HSI R Bull CBBC Nov 2012 L	0.250	19,250 per 12,000 units	19,450 per 12,000 units	2012/11/29	300,000,000	2012/05/21
62154	UBS AG	HSI R Bull CBBC Nov 2012 N	0.250	18,100 per 10,000 units	18,300 per 10,000 units	2012/11/29	300,000,000	2012/05/21
62145	UBS AG	HSI R Bull CBBC Dec 2012 H	0.250	19,050 per 12,000 units	19,250 per 12,000 units	2012/12/28	300,000,000	2012/05/21
62149	UBS AG	HSI R Bear CBBC Aug 2012 I	0.250	20,000 per 10,000 units	19,800 per 10,000 units	2012/08/30	300,000,000	2012/05/21
62103	UBS AG	HSI R Bear CBBC Sep 2012 B	0.250	20,300 per 10,000 units	20,100 per 10,000 units	2012/09/27	300,000,000	2012/05/21
62143	UBS AG	Hutchison R Bear CBBC Dec 2012 A	0.250	78 per 100 units	75 per 100 units	2012/12/03	100,000,000	2012/05/21
62174	BNP Paribas Arbit Issu B.V.	HSCEI R Bull CBBC Dec 2012 H	0.250	9,000 per 5,000 units	9,200 per 5,000 units	2012/12/28	200,000,000	2012/05/22
62173	BNP Paribas Arbit Issu B.V.	HSI R Bull CBBC Mar 2013 K	0.250	19,500 per 10,000 units	19,700 per 10,000 units	2013/03/27	200,000,000	2012/05/22
62181	Credit Suisse AG	HSI R Bull CBBC Sep 2012 B	0.250	19,500 per 10,000 units	19,700 per 10,000 units	2012/09/27	400,000,000	2012/05/22
62184	Credit Suisse AG	HSI R Bull CBBC Sep 2012 U	0.250	19,690 per 10,000 units	19,890 per 10,000 units	2012/09/27	400,000,000	2012/05/22
62182	Credit Suisse AG	HSI R Bear CBBC Sep 2012 A	0.250	20,000 per 10,000 units	19,800 per 10,000 units	2012/09/27	400,000,000	2012/05/22
62183	Credit Suisse AG	HSI R Bear CBBC Sep 2012 B	0.250	20,300 per 10,000 units	20,100 per 10,000 units	2012/09/27	400,000,000	2012/05/22
62172	Merrill Lynch Int'l & Co. C.V.	HSI R Bear CBBC Dec 2012 C	0.250	20,800 per 10,000 units	20,600 per 10,000 units	2012/12/28	40,000,000	2012/05/22
62166	SGA Societe Generale Acceptance N.V.	HSI R Bull CBBC Nov 12D	0.250	17,850 per 10,000 units	18,050 per 10,000 units	2012/11/29	200,000,000	2012/05/22
62167	SGA Societe Generale Acceptance N.V.	HSI R Bull CBBC Nov 12E	0.265	17,750 per 10,000 units	17,950 per 10,000 units	2012/11/29	200,000,000	2012/05/22
62171	SGA Societe Generale Acceptance N.V.	HSI R Bull CBBC Nov 12G	0.275	17,650 per 10,000 units	17,850 per 10,000 units	2012/11/29	200,000,000	2012/05/22
62180	SGA Societe Generale Acceptance N.V.	HSI R Bull CBBC Nov 12H	0.250	19,450 per 8,000 units	19,650 per 8,000 units	2012/11/29	200,000,000	2012/05/22
62165	SGA Societe Generale Acceptance N.V.	HSI R Bull CBBC Nov 12I	0.250	17,950 per 10,000 units	18,150 per 10,000 units	2012/11/29	200,000,000	2012/05/22
62159	SGA Societe Generale Acceptance N.V.	HSI R Bear CBBC Aug 12M	0.250	19,950 per 10,000 units	19,750 per 10,000 units	2012/08/30	200,000,000	2012/05/22
62155	SGA Societe Generale Acceptance N.V.	HSI R Bear CBBC Aug 12P	0.250	20,150 per 10,000 units	19,950 per 10,000 units	2012/08/30	200,000,000	2012/05/22
62157	SGA Societe Generale Acceptance N.V.	HSI R Bear CBBC Aug 12Q	0.250	20,050 per 10,000 units	19,850 per 10,000 units	2012/08/30	200,000,000	2012/05/22

Newly listed callable bull/bear contracts in 2012 (continued)

Code	Issuer	Name of issue	Issue prices (HK\$)	Strike price (HKD) / Strike level per 10 units	Call price (HKD) / Call level per 10 units	Expiry date	No. of issue (units)	Listing date
62161	SGA Societe Generale Acceptance N.V.	HSI R Bear CBBC Oct 12K	0.250	20,600 per 10,000 units	20,400 per 10,000 units	2012/10/30	200,000,000	2012/05/22
62162	SGA Societe Generale Acceptance N.V.	HSI R Bear CBBC Oct 12L	0.250	20,500 per 10,000 units	20,300 per 10,000 units	2012/10/30	200,000,000	2012/05/22
62164	SGA Societe Generale Acceptance N.V.	HSI R Bear CBBC Oct 12M	0.250	20,400 per 10,000 units	20,200 per 10,000 units	2012/10/30	200,000,000	2012/05/22
62179	UBS AG	HSI R Bull CBBC Oct 2012 R	0.250	19,500 per 10,000 units	19,700 per 10,000 units	2012/10/30	300,000,000	2012/05/22
62185	UBS AG	HSI R Bull CBBC Nov 2012 O	0.250	19,650 per 12,000 units	19,850 per 12,000 units	2012/11/29	300,000,000	2012/05/22
62177	UBS AG	HSI R Bear CBBC Sep 2012 D	0.250	20,100 per 10,000 units	19,900 per 10,000 units	2012/09/27	300,000,000	2012/05/22
62178	UBS AG	HSI R Bear CBBC Oct 2012 Z	0.250	20,350 per 12,000 units	20,150 per 12,000 units	2012/10/30	300,000,000	2012/05/22
62189	BNP Paribas Arbit Issu B.V.	HSI R Bull CBBC Mar 2013 D	0.250	19,400 per 10,000 units	19,600 per 10,000 units	2013/03/27	200,000,000	2012/05/23
62190	BNP Paribas Arbit Issu B.V.	HSI R Bull CBBC Mar 2013 L	0.250	19,300 per 10,000 units	19,500 per 10,000 units	2013/03/27	200,000,000	2012/05/23
62191	BNP Paribas Arbit Issu B.V.	HSI R Bull CBBC Mar 2013 M	0.250	19,200 per 10,000 units	19,400 per 10,000 units	2013/03/27	200,000,000	2012/05/23
62239	BNP Paribas Arbit Issu B.V.	HSI R Bull CBBC Mar 2013 N	0.250	19,100 per 10,000 units	19,300 per 10,000 units	2013/03/27	200,000,000	2012/05/23
62245	BNP Paribas Arbit Issu B.V.	HSI R Bull CBBC Mar 2013 O	0.250	19,000 per 10,000 units	19,200 per 10,000 units	2013/03/27	200,000,000	2012/05/23
62221	BNP Paribas Arbit Issu B.V.	HSI R Bear CBBC Aug 2012 R	0.250	19,900 per 10,000 units	19,700 per 10,000 units	2012/08/30	200,000,000	2012/05/23
62222	BNP Paribas Arbit Issu B.V.	HSI R Bear CBBC Aug 2012 S	0.250	19,800 per 10,000 units	19,600 per 10,000 units	2012/08/30	200,000,000	2012/05/23
62225	BNP Paribas Arbit Issu B.V.	HSI R Bear CBBC Aug 2012 T	0.250	19,700 per 10,000 units	19,500 per 10,000 units	2012/08/30	200,000,000	2012/05/23
62226	BNP Paribas Arbit Issu B.V.	HSI R Bear CBBC Aug 2012 U	0.250	19,600 per 10,000 units	19,400 per 10,000 units	2012/08/30	200,000,000	2012/05/23
62255	BNP Paribas Arbit Issu B.V.	HSI R Bear CBBC Aug 2012 V	0.250	19,500 per 10,000 units	19,300 per 10,000 units	2012/08/30	200,000,000	2012/05/23
62196	Credit Suisse AG	HSI R Bull CBBC Aug 2012 R	0.250	19,450 per 10,000 units	19,650 per 10,000 units	2012/08/30	400,000,000	2012/05/23
62197	Credit Suisse AG	HSI R Bull CBBC Aug 2012 S	0.250	19,300 per 10,000 units	19,500 per 10,000 units	2012/08/30	400,000,000	2012/05/23
62198	Credit Suisse AG	HSI R Bull CBBC Aug 2012 T	0.250	19,150 per 10,000 units	19,350 per 10,000 units	2012/08/30	400,000,000	2012/05/23
62205	Credit Suisse AG	HSI R Bull CBBC Nov 2012 P	0.250	17,300 per 10,000 units	17,500 per 10,000 units	2012/11/29	400,000,000	2012/05/23
62206	Credit Suisse AG	HSI R Bull CBBC Nov 2012 Q	0.250	17,200 per 10,000 units	17,400 per 10,000 units	2012/11/29	400,000,000	2012/05/23
62207	Credit Suisse AG	HSI R Bull CBBC Nov 2012 R	0.250	17,100 per 10,000 units	17,300 per 10,000 units	2012/11/29	400,000,000	2012/05/23
62208	Credit Suisse AG	HSI R Bull CBBC Nov 2012 S	0.255	16,900 per 10,000 units	17,100 per 10,000 units	2012/11/29	400,000,000	2012/05/23
62209	Credit Suisse AG	HSI R Bull CBBC Nov 2012 T	0.265	16,800 per 10,000 units	17,000 per 10,000 units	2012/11/29	400,000,000	2012/05/23
62215	Credit Suisse AG	HSI R Bull CBBC Dec 2012 I	0.250	18,250 per 10,000 units	18,450 per 10,000 units	2012/12/28	400,000,000	2012/05/23
62216	Credit Suisse AG	HSI R Bull CBBC Dec 2012 J	0.250	18,150 per 10,000 units	18,350 per 10,000 units	2012/12/28	400,000,000	2012/05/23
62217	Credit Suisse AG	HSI R Bull CBBC Dec 2012 K	0.250	18,050 per 10,000 units	18,250 per 10,000 units	2012/12/28	400,000,000	2012/05/23
62218	Credit Suisse AG	HSI R Bull CBBC Dec 2012 L	0.250	17,950 per 10,000 units	18,050 per 10,000 units	2012/12/28	400,000,000	2012/05/23
62219	Credit Suisse AG	HSI R Bull CBBC Dec 2012 M	0.250	17,800 per 10,000 units	17,800 per 10,000 units	2012/12/28	400,000,000	2012/05/23
62220	Credit Suisse AG	HSI R Bull CBBC Dec 2012 N	0.250	17,400 per 10,000 units	17,600 per 10,000 units	2012/12/28	400,000,000	2012/05/23
62210	Credit Suisse AG	HSI R Bear CBBC Sep 2012 C	0.250	19,568 per 10,000 units	19,368 per 10,000 units	2012/09/27	400,000,000	2012/05/23
62211	Credit Suisse AG	HSI R Bear CBBC Sep 2012 K	0.250	19,700 per 10,000 units	19,500 per 10,000 units	2012/09/27	400,000,000	2012/05/23
62212	Credit Suisse AG	HSI R Bear CBBC Sep 2012 L	0.250	19,900 per 10,000 units	19,700 per 10,000 units	2012/09/27	400,000,000	2012/05/23
62213	Credit Suisse AG	HSI R Bear CBBC Sep 2012 M	0.250	20,100 per 10,000 units	19,900 per 10,000 units	2012/09/27	400,000,000	2012/05/23
62214	Credit Suisse AG	HSI R Bear CBBC Sep 2012 P	0.250	20,250 per 10,000 units	20,050 per 10,000 units	2012/09/27	400,000,000	2012/05/23
62246	Credit Suisse AG	HSI R Bear CBBC Sep 2012 R	0.250	19,460 per 10,000 units	19,260 per 10,000 units	2012/09/27	400,000,000	2012/05/23
62252	Daiwa Capital Mkt	HSCEI R Bull CBBC Dec 2012 A	0.250	8,800 per 10,000 units	9,000 per 10,000 units	2012/12/28	80,000,000	2012/05/23
62253	Daiwa Capital Mkt	HSCEI R Bull CBBC Dec 2012 B	0.250	8,200 per 10,000 units	8,400 per 10,000 units	2012/12/28	80,000,000	2012/05/23
62254	Daiwa Capital Mkt	HSCEI R Bull CBBC Mar 2013 A	0.250	7,600 per 10,000 units	7,800 per 10,000 units	2013/03/27	80,000,000	2012/05/23
62249	Daiwa Capital Mkt	HSI R Bull CBBC Sep 2012 F	0.250	17,300 per 10,000 units	17,500 per 10,000 units	2012/09/27	158,000,000	2012/05/23
62250	Daiwa Capital Mkt	HSI R Bull CBBC Oct 2012 C	0.250	17,000 per 10,000 units	17,200 per 10,000 units	2012/10/30	158,000,000	2012/05/23
62251	Daiwa Capital Mkt	HSI R Bull CBBC Oct 2012 D	0.250	16,800 per 10,000 units	17,000 per 10,000 units	2012/10/30	158,000,000	2012/05/23

Newly listed callable bull/bear contracts in 2012 (continued)

Code	Issuer	Name of issue	Issue prices (HK\$)	Strike price (HKD) / Strike level per 10 units	Call price (HKD) / Call level per 10 units	Expiry date	No. of issue (units)	Listing date
62247	Daiwa Capital Mkt	HSI R Bear CBBC Aug 2012 O	0.250	19,468 per 10,000 units	19,268 per 10,000 units	2012/08/30	158,000,000	2012/05/23
62248	Daiwa Capital Mkt	HSI R Bear CBBC Sep 2012 G	0.250	19,700 per 10,000 units	19,500 per 10,000 units	2012/09/27	158,000,000	2012/05/23
62227	Goldman Sachs SP (Asia)	HSI R Bull CBBC Aug 2012 K	0.286	18,188 per 10,000 units	18,388 per 10,000 units	2012/08/30	150,000,000	2012/05/23
62228	Goldman Sachs SP (Asia)	HSI R Bull CBBC Aug 2012 L	0.288	17,988 per 10,000 units	18,188 per 10,000 units	2012/08/30	150,000,000	2012/05/23
62229	Goldman Sachs SP (Asia)	HSI R Bear CBBC Aug 2012 I	0.252	20,438 per 12,000 units	20,238 per 12,000 units	2012/08/30	150,000,000	2012/05/23
62230	Goldman Sachs SP (Asia)	HSI R Bear CBBC Aug 2012 J	0.269	20,238 per 12,000 units	20,038 per 12,000 units	2012/08/30	150,000,000	2012/05/23
62231	Goldman Sachs SP (Asia)	HSI R Bear CBBC Aug 2012 K	0.254	20,038 per 12,000 units	19,838 per 12,000 units	2012/08/30	150,000,000	2012/05/23
62200	SGA Societe Generale Acceptance N.V.	HSI R Bull CBBC Aug 12W	0.250	19,200 per 8,000 units	19,400 per 8,000 units	2012/08/30	200,000,000	2012/05/23
62187	SGA Societe Generale Acceptance N.V.	HSI R Bull CBBC Oct 12H	0.250	17,650 per 15,000 units	17,850 per 15,000 units	2012/10/30	200,000,000	2012/05/23
62238	SGA Societe Generale Acceptance N.V.	HSI R Bull CBBC Nov 12F	0.305	17,550 per 8,000 units	17,750 per 8,000 units	2012/11/29	200,000,000	2012/05/23
62188	SGA Societe Generale Acceptance N.V.	HSI R Bull CBBC Nov 12K	0.250	19,550 per 8,000 units	19,750 per 8,000 units	2012/11/29	200,000,000	2012/05/23
62201	SGA Societe Generale Acceptance N.V.	HSI R Bull CBBC Nov 12N	0.250	19,250 per 8,000 units	19,450 per 8,000 units	2012/11/29	200,000,000	2012/05/23
62202	SGA Societe Generale Acceptance N.V.	HSI R Bull CBBC Nov 12O	0.250	19,350 per 8,000 units	19,550 per 8,000 units	2012/11/29	200,000,000	2012/05/23
62236	SGA Societe Generale Acceptance N.V.	HSI R Bull CBBC Nov 12Y	0.335	17,350 per 8,000 units	17,550 per 8,000 units	2012/11/29	200,000,000	2012/05/23
62237	SGA Societe Generale Acceptance N.V.	HSI R Bull CBBC Nov 12Z	0.320	17,450 per 8,000 units	17,650 per 8,000 units	2012/11/29	200,000,000	2012/05/23
62233	SGA Societe Generale Acceptance N.V.	HSI R Bear CBBC Aug 12H	0.250	19,750 per 10,000 units	19,550 per 10,000 units	2012/08/30	200,000,000	2012/05/23
62235	SGA Societe Generale Acceptance N.V.	HSI R Bear CBBC Aug 12I	0.250	19,850 per 10,000 units	19,650 per 10,000 units	2012/08/30	200,000,000	2012/05/23
62232	SGA Societe Generale Acceptance N.V.	HSI R Bear CBBC Aug 12O	0.250	19,650 per 10,000 units	19,450 per 10,000 units	2012/08/30	200,000,000	2012/05/23
62186	SGA Societe Generale Acceptance N.V.	HSI R Bear CBBC Oct 12N	0.250	21,650 per 15,000 units	21,450 per 15,000 units	2012/10/30	200,000,000	2012/05/23
62256	UBS AG	HKEx R Bear CBBC Nov 2012 A	0.250	121 per 100 units	115 per 100 units	2012/11/12	100,000,000	2012/05/23
62240	UBS AG	HSI R Bull CBBC Oct 2012 Z	0.250	19,100 per 10,000 units	19,300 per 10,000 units	2012/10/30	300,000,000	2012/05/23
62194	UBS AG	HSI R Bull CBBC Nov 2012 P	0.250	19,300 per 10,000 units	19,500 per 10,000 units	2012/11/29	300,000,000	2012/05/23
62195	UBS AG	HSI R Bull CBBC Nov 2012 Q	0.250	19,600 per 10,000 units	19,800 per 10,000 units	2012/11/29	300,000,000	2012/05/23
62241	UBS AG	HSI R Bull CBBC Nov 2012 R	0.250	17,600 per 10,000 units	17,800 per 10,000 units	2012/11/29	300,000,000	2012/05/23
62242	UBS AG	HSI R Bull CBBC Nov 2012 S	0.250	17,300 per 10,000 units	17,500 per 10,000 units	2012/11/29	300,000,000	2012/05/23
62243	UBS AG	HSI R Bull CBBC Jan 2013 I	0.260	16,800 per 10,000 units	17,000 per 10,000 units	2013/01/30	300,000,000	2012/05/23
62244	UBS AG	HSI R Bull CBBC Jan 2013 J	0.250	17,900 per 38,000 units	18,300 per 38,000 units	2013/01/30	300,000,000	2012/05/23
62260	UBS AG	HSI R Bull CBBC Jan 2013 K	0.290	16,400 per 10,000 units	16,600 per 10,000 units	2013/01/30	300,000,000	2012/05/23
62261	UBS AG	HSI R Bull CBBC Feb 2013 B	0.250	11,900 per 38,000 units	12,300 per 38,000 units	2013/02/27	300,000,000	2012/05/23
62264	UBS AG	HSI R Bear CBBC Aug 2012 J	0.250	19,700 per 10,000 units	19,500 per 10,000 units	2012/08/30	300,000,000	2012/05/23
62265	UBS AG	HSI R Bear CBBC Aug 2012 L	0.250	19,500 per 10,000 units	19,300 per 10,000 units	2012/08/30	300,000,000	2012/05/23
62263	UBS AG	HSI R Bear CBBC Oct 2012 A	0.250	19,900 per 10,000 units	19,700 per 10,000 units	2012/10/30	300,000,000	2012/05/23
62258	UBS AG	ICBC R Bull CBBC Nov 2012 C	0.250	3.7	4	2012/11/19	100,000,000	2012/05/23
62286	Credit Suisse AG	China Life R Bear CBBC Nov 2012 A	0.250	20.8	19.8	2012/11/30	60,000,000	2012/05/24
62282	Credit Suisse AG	HKEx R Bull CBBC Nov 2012 A	0.250	89 per 100 units	95 per 100 units	2012/11/30	60,000,000	2012/05/24
62283	Credit Suisse AG	HKEx R Bear CBBC Nov 2012 A	0.250	124 per 100 units	118 per 100 units	2012/11/30	60,000,000	2012/05/24
62289	Credit Suisse AG	HSI R Bull CBBC Oct 2012 U	0.250	19,100 per 10,000 units	19,300 per 10,000 units	2012/10/30	400,000,000	2012/05/24
62274	Credit Suisse AG	HSI R Bear CBBC Oct 2012 T	0.250	19,500 per 10,000 units	19,300 per 10,000 units	2012/10/30	400,000,000	2012/05/24
62275	Credit Suisse AG	HSI R Bear CBBC Oct 2012 U	0.250	19,650 per 10,000 units	19,450 per 10,000 units	2012/10/30	400,000,000	2012/05/24
62276	Credit Suisse AG	HSI R Bear CBBC Oct 2012 V	0.250	19,800 per 10,000 units	19,600 per 10,000 units	2012/10/30	400,000,000	2012/05/24
62292	Credit Suisse AG	HSI R Bear CBBC Oct 2012 W	0.250	19,401 per 10,000 units	19,201 per 10,000 units	2012/10/30	400,000,000	2012/05/24
62285	Credit Suisse AG	Hutchison R Bear CBBC Nov 2012 A	0.250	78 per 100 units	75 per 100 units	2012/11/30	60,000,000	2012/05/24
62280	Credit Suisse AG	TCH R Bull CBBC Nov 2012 A	0.250	210 per 100 units	218 per 100 units	2012/11/30	60,000,000	2012/05/24

Newly listed callable bull/bear contracts in 2012 *(continued)*

Code	Issuer	Name of issue	Issue prices (HK\$)	Strike price (HKD) / Strike level per 10 units	Call price (HKD) / Call level per 10 units	Expiry date	No. of issue (units)	Listing date
62272	Merrill Lynch Int'l & Co. C.V.	HSI R Bear CBBC Dec 2012 D	0.250	20,500 per 10,000 units	20,300 per 10,000 units	2012/12/28	40,000,000	2012/05/24
62273	Merrill Lynch Int'l & Co. C.V.	HSI R Bear CBBC Dec 2012 E	0.250	20,200 per 10,000 units	20,000 per 10,000 units	2012/12/28	40,000,000	2012/05/24
62267	SGA Societe Generale Acceptance N.V.	HSI R Bull CBBC Oct12 I	0.250	17,800 per 8,000 units	18,000 per 8,000 units	2012/10/30	200,000,000	2012/05/24
62268	SGA Societe Generale Acceptance N.V.	HSI R Bull CBBC Oct12 J	0.250	17,900 per 8,000 units	18,100 per 8,000 units	2012/10/30	200,000,000	2012/05/24
62269	SGA Societe Generale Acceptance N.V.	HSI R Bull CBBC Oct12 K	0.250	18,000 per 8,000 units	18,200 per 8,000 units	2012/10/30	200,000,000	2012/05/24
62270	SGA Societe Generale Acceptance N.V.	HSI R Bull CBBC Oct12 L	0.250	18,100 per 8,000 units	18,300 per 8,000 units	2012/10/30	200,000,000	2012/05/24
62271	SGA Societe Generale Acceptance N.V.	HSI R Bull CBBC Nov12 A	0.250	19,050 per 8,000 units	19,250 per 8,000 units	2012/11/29	200,000,000	2012/05/24
62290	SGA Societe Generale Acceptance N.V.	HSI R Bull CBBC Nov12 B	0.250	19,150 per 8,000 units	19,350 per 8,000 units	2012/11/29	200,000,000	2012/05/24
62266	SGA Societe Generale Acceptance N.V.	HSI R Bear CBBC Aug12 R	0.250	19,550 per 10,000 units	19,350 per 10,000 units	2012/08/30	200,000,000	2012/05/24
62295	UBS AG	CC Bank R Bull CBBC Dec 2012 C	0.250	4.2	4.5	2012/12/03	100,000,000	2012/05/24
62293	UBS AG	HSCEI R Bear CBBC Sep 2012 A	0.250	10,700 per 10,000 units	10,500 per 10,000 units	2012/09/27	100,000,000	2012/05/24
62291	UBS AG	HSI R Bull CBBC Nov 2012 M	0.250	19,000 per 10,000 units	19,200 per 10,000 units	2012/11/29	300,000,000	2012/05/24
62277	UBS AG	HSI R Bear CBBC Sep 2012 E	0.250	19,600 per 10,000 units	19,400 per 10,000 units	2012/09/27	300,000,000	2012/05/24
62279	UBS AG	HSI R Bear CBBC Sep 2012 F	0.250	19,800 per 10,000 units	19,600 per 10,000 units	2012/09/27	300,000,000	2012/05/24
62294	UBS AG	HSI R Bear CBBC Oct 2012 D	0.250	19,450 per 12,000 units	19,250 per 12,000 units	2012/10/30	300,000,000	2012/05/24
62336	BNP Paribas Arbit Issu B.V.	HSI R Bull CBBC Mar 2013 A	0.250	17,400 per 10,000 units	17,600 per 10,000 units	2013/03/27	200,000,000	2012/05/25
62337	BNP Paribas Arbit Issu B.V.	HSI R Bull CBBC Mar 2013 B	0.250	17,600 per 10,000 units	17,800 per 10,000 units	2013/03/27	200,000,000	2012/05/25
62301	BNP Paribas Arbit Issu B.V.	HSI R Bull CBBC Mar 2013 E	0.250	18,600 per 10,000 units	18,800 per 10,000 units	2013/03/27	200,000,000	2012/05/25
62303	BNP Paribas Arbit Issu B.V.	HSI R Bull CBBC Mar 2013 H	0.250	18,800 per 10,000 units	19,000 per 10,000 units	2013/03/27	200,000,000	2012/05/25
62332	BNP Paribas Arbit Issu B.V.	HSI R Bull CBBC Mar 2013 I	0.250	16,800 per 10,000 units	17,000 per 10,000 units	2013/03/27	200,000,000	2012/05/25
62302	BNP Paribas Arbit Issu B.V.	HSI R Bull CBBC Mar 2013 P	0.250	18,700 per 10,000 units	18,900 per 10,000 units	2013/03/27	200,000,000	2012/05/25
62334	BNP Paribas Arbit Issu B.V.	HSI R Bull CBBC Mar 2013 Q	0.250	17,000 per 10,000 units	17,200 per 10,000 units	2013/03/27	200,000,000	2012/05/25
62370	BNP Paribas Arbit Issu B.V.	HSI R Bull CBBC Mar 2013 R	0.250	18,500 per 10,000 units	18,700 per 10,000 units	2013/03/27	200,000,000	2012/05/25
62335	BNP Paribas Arbit Issu B.V.	HSI R Bull CBBC Mar 2013 Z	0.250	17,200 per 10,000 units	17,400 per 10,000 units	2013/03/27	200,000,000	2012/05/25
62365	BNP Paribas Arbit Issu B.V.	HSI R Bear CBBC Aug 2012 W	0.250	19,000 per 10,000 units	18,800 per 10,000 units	2012/08/30	200,000,000	2012/05/25
62368	BNP Paribas Arbit Issu B.V.	HSI R Bear CBBC Aug 2012 X	0.250	19,200 per 10,000 units	19,000 per 10,000 units	2012/08/30	200,000,000	2012/05/25
62369	BNP Paribas Arbit Issu B.V.	HSI R Bear CBBC Aug 2012 Y	0.250	19,400 per 10,000 units	19,200 per 10,000 units	2012/08/30	200,000,000	2012/05/25
62317	Credit Suisse AG	HSI R Bull CBBC Aug 2012 E	0.250	18,850 per 10,000 units	19,050 per 10,000 units	2012/08/30	400,000,000	2012/05/25
62318	Credit Suisse AG	HSI R Bull CBBC Aug 2012 F	0.250	18,700 per 10,000 units	18,900 per 10,000 units	2012/08/30	400,000,000	2012/05/25
62316	Credit Suisse AG	HSI R Bull CBBC Aug 2012 H	0.250	19,000 per 10,000 units	19,200 per 10,000 units	2012/08/30	400,000,000	2012/05/25
62319	Credit Suisse AG	HSI R Bull CBBC Aug 2012 J	0.250	18,550 per 10,000 units	18,750 per 10,000 units	2012/08/30	400,000,000	2012/05/25
62342	Credit Suisse AG	HSI R Bull CBBC Dec 2012 O	0.250	16,700 per 10,000 units	16,900 per 10,000 units	2012/12/28	400,000,000	2012/05/25
62343	Credit Suisse AG	HSI R Bull CBBC Dec 2012 P	0.250	16,600 per 10,000 units	16,800 per 10,000 units	2012/12/28	400,000,000	2012/05/25
62344	Credit Suisse AG	HSI R Bull CBBC Dec 2012 Q	0.250	16,550 per 10,000 units	16,750 per 10,000 units	2012/12/28	400,000,000	2012/05/25
62345	Credit Suisse AG	HSI R Bull CBBC Dec 2012 R	0.250	16,400 per 10,000 units	16,600 per 10,000 units	2012/12/28	400,000,000	2012/05/25
62346	Credit Suisse AG	HSI R Bull CBBC Dec 2012 S	0.255	16,300 per 10,000 units	16,500 per 10,000 units	2012/12/28	400,000,000	2012/05/25
62347	Credit Suisse AG	HSI R Bull CBBC Dec 2012 T	0.265	16,200 per 10,000 units	16,400 per 10,000 units	2012/12/28	400,000,000	2012/05/25
62348	Credit Suisse AG	HSI R Bull CBBC Dec 2012 U	0.285	16,000 per 10,000 units	16,200 per 10,000 units	2012/12/28	400,000,000	2012/05/25
62349	Credit Suisse AG	HSI R Bull CBBC Dec 2012 V	0.305	15,800 per 10,000 units	16,000 per 10,000 units	2012/12/28	400,000,000	2012/05/25
62353	Credit Suisse AG	HSI R Bull CBBC Dec 2012 W	0.295	15,900 per 10,000 units	16,100 per 10,000 units	2012/12/28	400,000,000	2012/05/25
62372	Credit Suisse AG	HSI R Bear CBBC Oct 2012 A	0.250	19,100 per 10,000 units	18,900 per 10,000 units	2012/10/30	400,000,000	2012/05/25
62371	Credit Suisse AG	HSI R Bear CBBC Oct 2012 R	0.250	18,955 per 10,000 units	18,755 per 10,000 units	2012/10/30	400,000,000	2012/05/25
62350	Credit Suisse AG	HSI R Bear CBBC Oct 2012 X	0.250	19,200 per 10,000 units	19,000 per 10,000 units	2012/10/30	400,000,000	2012/05/25

Newly listed callable bull/bear contracts in 2012 (continued)

Code	Issuer	Name of issue	Issue prices (HK\$)	Strike price (HKD) / Strike level per 10 units	Call price (HKD) / Call level per 10 units	Expiry date	No. of issue (units)	Listing date
62351	Credit Suisse AG	HSI R Bear CBBC Oct 2012 Y	0.250	19,350 per 10,000 units	19,150 per 10,000 units	2012/10/30	400,000,000	2012/05/25
62352	Credit Suisse AG	HSI R Bear CBBC Oct 2012 Z	0.250	19,600 per 10,000 units	19,400 per 10,000 units	2012/10/30	400,000,000	2012/05/25
62373	Credit Suisse AG	HSI R Bear CBBC Dec 2012 G	0.250	20,188 per 15,000 units	19,988 per 15,000 units	2012/12/28	400,000,000	2012/05/25
62374	Credit Suisse AG	HSI R Bear CBBC Dec 2012 H	0.250	19,688 per 15,000 units	19,488 per 15,000 units	2012/12/28	400,000,000	2012/05/25
62341	Daiwa Capital Mkt	HSI R Bull CBBC Sep 2012 G	0.250	18,980 per 10,000 units	19,180 per 10,000 units	2012/09/27	158,000,000	2012/05/25
62298	Goldman Sachs SP (Asia)	HSI R Bull CBBC Sep 2012 A	0.260	17,588 per 12,000 units	17,788 per 12,000 units	2012/09/27	200,000,000	2012/05/25
62300	Goldman Sachs SP (Asia)	HSI R Bull CBBC Sep 2012 B	0.262	17,788 per 12,000 units	17,988 per 12,000 units	2012/09/27	200,000,000	2012/05/25
62296	Goldman Sachs SP (Asia)	HSI R Bear CBBC Aug 2012 L	0.254	19,838 per 10,000 units	19,638 per 10,000 units	2012/08/30	200,000,000	2012/05/25
62297	Goldman Sachs SP (Asia)	HSI R Bear CBBC Aug 2012 M	0.251	19,638 per 10,000 units	19,438 per 10,000 units	2012/08/30	200,000,000	2012/05/25
62307	HK Bank	HSI R Bear CBBC Dec 2012 N	0.250	20,788 per 15,000 units	20,388 per 15,000 units	2012/12/28	250,000,000	2012/05/25
62308	HK Bank	HSI R Bear CBBC Dec 2012 O	0.250	20,488 per 20,000 units	20,088 per 20,000 units	2012/12/28	250,000,000	2012/05/25
62309	HK Bank	HSI R Bear CBBC Dec 2012 P	0.250	20,188 per 15,000 units	19,788 per 15,000 units	2012/12/28	250,000,000	2012/05/25
62310	HK Bank	HSI R Bear CBBC Dec 2012 Q	0.250	21,388 per 20,000 units	21,088 per 20,000 units	2012/12/28	300,000,000	2012/05/25
62311	HK Bank	HSI R Bear CBBC Jan 2013 A	0.250	22,188 per 15,000 units	21,888 per 15,000 units	2013/01/30	250,000,000	2012/05/25
62312	HK Bank	HSI R Bear CBBC Jan 2013 B	0.250	21,588 per 15,000 units	21,288 per 15,000 units	2013/01/30	250,000,000	2012/05/25
62314	HK Bank	HSI R Bear CBBC Jan 2013 C	0.250	21,288 per 15,000 units	20,988 per 15,000 units	2013/01/30	250,000,000	2012/05/25
62315	HK Bank	HSI R Bear CBBC Jan 2013 D	0.250	20,988 per 15,000 units	20,688 per 15,000 units	2013/01/30	250,000,000	2012/05/25
62321	SGA Societe Generale Acceptance N.V.	HSI R Bull CBBC Sep 12F	0.250	17,600 per 8,000 units	17,800 per 8,000 units	2012/09/27	200,000,000	2012/05/25
62322	SGA Societe Generale Acceptance N.V.	HSI R Bull CBBC Sep 12G	0.250	17,700 per 8,000 units	17,900 per 8,000 units	2012/09/27	200,000,000	2012/05/25
62305	SGA Societe Generale Acceptance N.V.	HSI R Bull CBBC Oct 12M	0.250	17,150 per 15,000 units	17,350 per 15,000 units	2012/10/30	200,000,000	2012/05/25
62330	SGA Societe Generale Acceptance N.V.	HSI R Bull CBBC Nov 12C	0.350	17,050 per 8,000 units	17,250 per 8,000 units	2012/11/29	200,000,000	2012/05/25
62306	SGA Societe Generale Acceptance N.V.	HSI R Bull CBBC Nov 12J	0.250	18,950 per 8,000 units	19,150 per 8,000 units	2012/11/29	200,000,000	2012/05/25
62325	SGA Societe Generale Acceptance N.V.	HSI R Bull CBBC Nov 12L	0.250	18,650 per 8,000 units	18,850 per 8,000 units	2012/11/29	200,000,000	2012/05/25
62326	SGA Societe Generale Acceptance N.V.	HSI R Bull CBBC Nov 12M	0.250	18,750 per 8,000 units	18,950 per 8,000 units	2012/11/29	200,000,000	2012/05/25
62329	SGA Societe Generale Acceptance N.V.	HSI R Bull CBBC Nov 12P	0.365	16,950 per 8,000 units	17,150 per 8,000 units	2012/11/29	200,000,000	2012/05/25
62328	SGA Societe Generale Acceptance N.V.	HSI R Bull CBBC Nov 12Q	0.250	18,850 per 8,000 units	19,050 per 8,000 units	2012/11/29	200,000,000	2012/05/25
62331	SGA Societe Generale Acceptance N.V.	HSI R Bull CBBC Nov 12R	0.320	17,250 per 8,000 units	17,450 per 8,000 units	2012/11/29	200,000,000	2012/05/25
62359	SGA Societe Generale Acceptance N.V.	HSI R Bull CBBC Dec 12A	0.450	16,050 per 8,000 units	16,250 per 8,000 units	2012/12/28	200,000,000	2012/05/25
62360	SGA Societe Generale Acceptance N.V.	HSI R Bull CBBC Dec 12B	0.420	16,250 per 8,000 units	16,450 per 8,000 units	2012/12/28	200,000,000	2012/05/25
62361	SGA Societe Generale Acceptance N.V.	HSI R Bull CBBC Dec 12C	0.390	16,450 per 8,000 units	16,650 per 8,000 units	2012/12/28	200,000,000	2012/05/25
62362	SGA Societe Generale Acceptance N.V.	HSI R Bull CBBC Dec 12D	0.355	16,650 per 8,000 units	16,850 per 8,000 units	2012/12/28	200,000,000	2012/05/25
62364	SGA Societe Generale Acceptance N.V.	HSI R Bull CBBC Dec 12E	0.325	16,850 per 8,000 units	17,050 per 8,000 units	2012/12/28	200,000,000	2012/05/25
62320	SGA Societe Generale Acceptance N.V.	HSI R Bear CBBC Aug 12S	0.250	19,450 per 10,000 units	19,250 per 10,000 units	2012/08/30	200,000,000	2012/05/25
62354	SGA Societe Generale Acceptance N.V.	HSI R Bear CBBC Aug 12T	0.250	19,350 per 10,000 units	19,150 per 10,000 units	2012/08/30	200,000,000	2012/05/25
62355	SGA Societe Generale Acceptance N.V.	HSI R Bear CBBC Aug 12U	0.250	19,250 per 10,000 units	19,050 per 10,000 units	2012/08/30	200,000,000	2012/05/25
62304	SGA Societe Generale Acceptance N.V.	HSI R Bear CBBC Oct 12O	0.250	20,250 per 15,000 units	20,050 per 15,000 units	2012/10/30	200,000,000	2012/05/25
62356	SGA Societe Generale Acceptance N.V.	HSI R Bear CBBC Oct 12P	0.250	19,150 per 10,000 units	18,950 per 10,000 units	2012/10/30	200,000,000	2012/05/25
62357	SGA Societe Generale Acceptance N.V.	HSI R Bear CBBC Oct 12Q	0.250	19,050 per 10,000 units	18,850 per 10,000 units	2012/10/30	200,000,000	2012/05/25
62384	UBS AG	China Mobile R Bull CBBC Nov 2012 A	0.250	67 per 100 units	70 per 100 units	2012/11/26	100,000,000	2012/05/25
62390	UBS AG	China Life R Bull CBBC Dec 2012 B	0.340	14.88	15.88	2012/12/03	100,000,000	2012/05/25
62389	UBS AG	China Life R Bear CBBC Nov 2012 A	0.265	20.88	19.88	2012/11/26	100,000,000	2012/05/25
62386	UBS AG	Sinopec Corp R Bull CBBC Dec 2012 B	0.250	5.7	6	2012/12/17	100,000,000	2012/05/25
62387	UBS AG	A50 China R Bull CBBC Nov 2012 A	0.250	8.7	9	2012/11/12	100,000,000	2012/05/25

Newly listed callable bull/bear contracts in 2012 (continued)

Code	Issuer	Name of issue	Issue prices (HK\$)	Strike price (HKD) / Strike level per 10 units	Call price (HKD) / Call level per 10 units	Expiry date	No. of issue (units)	Listing date
62338	UBS AG	HSI R Bull CBBC Oct 2012 S	0.250	18,600 per 10,000 units	18,800 per 10,000 units	2012/10/30	300,000,000	2012/05/25
62339	UBS AG	HSI R Bull CBBC Nov 2012 F	0.250	18,800 per 10,000 units	19,000 per 10,000 units	2012/11/29	300,000,000	2012/05/25
62380	UBS AG	HSI R Bull CBBC Dec 2012 Q	0.280	16,000 per 10,000 units	16,200 per 10,000 units	2012/12/28	300,000,000	2012/05/25
62381	UBS AG	HSI R Bull CBBC Dec 2012 R	0.250	16,600 per 10,000 units	16,800 per 10,000 units	2012/12/28	300,000,000	2012/05/25
62340	UBS AG	HSI R Bull CBBC Jan 2013 L	0.250	18,950 per 12,000 units	19,150 per 12,000 units	2013/01/30	300,000,000	2012/05/25
62378	UBS AG	HSI R Bull CBBC Jan 2013 M	0.350	15,300 per 10,000 units	15,500 per 10,000 units	2013/01/30	300,000,000	2012/05/25
62379	UBS AG	HSI R Bull CBBC Jan 2013 N	0.320	15,600 per 10,000 units	15,800 per 10,000 units	2013/01/30	300,000,000	2012/05/25
62376	UBS AG	HSI R Bear CBBC Aug 2012 M	0.250	19,200 per 10,000 units	19,000 per 10,000 units	2012/08/30	300,000,000	2012/05/25
62377	UBS AG	HSI R Bear CBBC Sep 2012 I	0.250	19,400 per 10,000 units	19,200 per 10,000 units	2012/09/27	300,000,000	2012/05/25
62375	UBS AG	HSI R Bear CBBC Oct 2012 H	0.250	19,000 per 10,000 units	18,800 per 10,000 units	2012/10/30	300,000,000	2012/05/25
62407	Credit Suisse AG	HSI R Bull CBBC Nov 2012 U	0.250	18,500 per 10,000 units	18,700 per 10,000 units	2012/11/29	400,000,000	2012/05/28
62408	Credit Suisse AG	HSI R Bull CBBC Nov 2012 V	0.250	18,750 per 10,000 units	18,950 per 10,000 units	2012/11/29	400,000,000	2012/05/28
62405	Credit Suisse AG	HSI R Bear CBBC Nov 2012 R	0.250	19,300 per 10,000 units	19,100 per 10,000 units	2012/11/29	400,000,000	2012/05/28
62406	Credit Suisse AG	HSI R Bear CBBC Nov 2012 S	0.250	19,750 per 10,000 units	19,550 per 10,000 units	2012/11/29	400,000,000	2012/05/28
62409	Credit Suisse AG	HSI R Bear CBBC Nov 2012 T	0.250	19,133 per 10,000 units	18,933 per 10,000 units	2012/11/29	400,000,000	2012/05/28
62393	HK Bank	BOCL R Bull CBBC Apr 2013 A	0.250	2.4	2.58	2013/04/18	80,000,000	2012/05/28
62392	HK Bank	BOCL R Bear CBBC Dec 2012 A	0.250	3.76	3.58	2012/12/24	80,000,000	2012/05/28
62394	SGA Societe Generale Acceptance N.V.	HSI R Bull CBBC Sep 12H	0.250	18,200 per 8,000 units	18,400 per 8,000 units	2012/09/27	200,000,000	2012/05/28
62396	SGA Societe Generale Acceptance N.V.	HSI R Bull CBBC Sep 12I	0.250	18,300 per 8,000 units	18,500 per 8,000 units	2012/09/27	200,000,000	2012/05/28
62398	SGA Societe Generale Acceptance N.V.	HSI R Bull CBBC Sep 12J	0.250	18,400 per 8,000 units	18,600 per 8,000 units	2012/09/27	200,000,000	2012/05/28
62399	SGA Societe Generale Acceptance N.V.	HSI R Bull CBBC Nov 12S	0.250	18,450 per 8,000 units	18,650 per 8,000 units	2012/11/29	200,000,000	2012/05/28
62400	SGA Societe Generale Acceptance N.V.	HSI R Bull CBBC Nov 12T	0.250	18,550 per 8,000 units	18,750 per 8,000 units	2012/11/29	200,000,000	2012/05/28
62415	UBS AG	HKEx R Bull CBBC Dec 2012 B	0.325	79 per 100 units	85 per 100 units	2012/12/17	100,000,000	2012/05/28
62412	UBS AG	HSCEI R Bull CBBC Nov 2012 B	0.250	7,800 per 10,000 units	8,000 per 10,000 units	2012/11/29	100,000,000	2012/05/28
62401	UBS AG	HSI R Bull CBBC Nov 2012 T	0.250	18,500 per 10,000 units	18,700 per 10,000 units	2012/11/29	300,000,000	2012/05/28
62402	UBS AG	HSI R Bull CBBC Dec 2012 O	0.250	18,700 per 10,000 units	18,900 per 10,000 units	2012/12/28	300,000,000	2012/05/28
62411	UBS AG	HSI R Bull CBBC Dec 2012 P	0.250	18,350 per 12,000 units	18,550 per 12,000 units	2012/12/28	300,000,000	2012/05/28
62410	UBS AG	HSI R Bear CBBC Aug 2012 N	0.250	19,300 per 10,000 units	19,100 per 10,000 units	2012/08/30	300,000,000	2012/05/28
62413	UBS AG	HSI R Bear CBBC Dec 2012 C	0.250	21,200 per 38,000 units	20,800 per 38,000 units	2012/12/28	300,000,000	2012/05/28
62414	UBS AG	HSI R Bear CBBC Dec 2012 D	0.250	21,700 per 38,000 units	21,300 per 38,000 units	2012/12/28	300,000,000	2012/05/28
62416	UBS AG	Hutchison R Bull CBBC Nov 2012 A	0.250	57 per 100 units	60 per 100 units	2012/11/19	100,000,000	2012/05/28
62462	Credit Suisse AG	HKEx R Bear CBBC Nov 2012 B	0.250	124 per 100 units	118 per 100 units	2012/11/30	70,000,000	2012/05/29
62433	Credit Suisse AG	HSI R Bull CBBC Aug 2012 W	0.250	18,600 per 10,000 units	18,800 per 10,000 units	2012/08/30	400,000,000	2012/05/29
62468	Credit Suisse AG	HSI R Bull CBBC Aug 2012 Y	0.250	18,800 per 10,000 units	19,000 per 10,000 units	2012/08/30	400,000,000	2012/05/29
62432	Credit Suisse AG	HSI R Bear CBBC Aug 2012 Y	0.250	19,250 per 10,000 units	19,050 per 10,000 units	2012/08/30	400,000,000	2012/05/29
62466	Credit Suisse AG	Hutchison R Bear CBBC Nov 2012 B	0.250	73 per 100 units	70 per 100 units	2012/11/30	70,000,000	2012/05/29
62460	Credit Suisse AG	TCH R Bear CBBC Nov 2012 A	0.250	226 per 100 units	218 per 100 units	2012/11/30	70,000,000	2012/05/29
62461	Credit Suisse AG	TCH R Bear CBBC Nov 2012 B	0.270	236 per 100 units	228 per 100 units	2012/11/30	70,000,000	2012/05/29
62446	Daiwa Capital Mkt	HSI R Bull CBBC Dec 2012 A	0.280	16,300 per 10,000 units	16,500 per 10,000 units	2012/12/28	158,000,000	2012/05/29
62449	Daiwa Capital Mkt	HSI R Bull CBBC Dec 2012 B	0.330	15,800 per 10,000 units	16,000 per 10,000 units	2012/12/28	158,000,000	2012/05/29
62423	HK Bank	China Mobile R Bear CBBC Dec 2012 C	0.250	96.88 per 100 units	93.88 per 100 units	2012/12/18	200,000,000	2012/05/29
62424	HK Bank	China Mobile R Bear CBBC Dec 2012 D	0.250	99.88 per 100 units	96.88 per 100 units	2012/12/18	200,000,000	2012/05/29
62427	HK Bank	China Life R Bull CBBC Dec 2012 B	0.250	16.38	17.38	2012/12/24	80,000,000	2012/05/29

Newly listed callable bull/bear contracts in 2012 (continued)

Code	Issuer	Name of issue	Issue prices (HK\$)	Strike price (HKD) / Strike level per 10 units	Call price (HKD) / Call level per 10 units	Expiry date	No. of issue (units)	Listing date
62428	HK Bank	China Life R Bull CBBC Dec 2012 C	0.380	14.68	15.68	2012/12/24	80,000,000	2012/05/29
62429	HK Bank	China Life R Bear CBBC Nov 2012 A	0.380	21.88	20.88	2012/11/28	80,000,000	2012/05/29
62430	HK Bank	Hutchison R Bear CBBC Jan 2013 A	0.250	80.88 per 100 units	77.88 per 100 units	2013/01/16	150,000,000	2012/05/29
62431	HK Bank	Hutchison R Bear CBBC Jan 2013 B	0.250	84.88 per 100 units	81.88 per 100 units	2013/01/16	150,000,000	2012/05/29
62417	SGA Societe Generale Acceptance N.V.	HSI R Bull CBBC Oct 12N	0.250	16,700 per 15,000 units	16,900 per 15,000 units	2012/10/30	200,000,000	2012/05/29
62418	SGA Societe Generale Acceptance N.V.	HSI R Bear CBBC Oct 12R	0.250	19,900 per 10,000 units	19,700 per 10,000 units	2012/10/30	200,000,000	2012/05/29
62419	SGA Societe Generale Acceptance N.V.	HSI R Bear CBBC Oct 12S	0.250	20,000 per 10,000 units	19,800 per 10,000 units	2012/10/30	200,000,000	2012/05/29
62420	SGA Societe Generale Acceptance N.V.	HSI R Bear CBBC Oct 12T	0.250	20,100 per 10,000 units	19,900 per 10,000 units	2012/10/30	200,000,000	2012/05/29
62421	SGA Societe Generale Acceptance N.V.	HSI R Bear CBBC Oct 12U	0.250	20,200 per 10,000 units	20,000 per 10,000 units	2012/10/30	200,000,000	2012/05/29
62422	SGA Societe Generale Acceptance N.V.	HSI R Bear CBBC Oct 12V	0.250	20,300 per 10,000 units	20,100 per 10,000 units	2012/10/30	200,000,000	2012/05/29
62454	UBS AG	CUni R Bull CBBC Dec 2012 A	0.265	9	10	2012/12/10	100,000,000	2012/05/29
62459	UBS AG	HSBC R Bear CBBC Dec 2012 A	0.250	73 per 100 units	70 per 100 units	2012/12/03	100,000,000	2012/05/29
62437	UBS AG	HSI R Bull CBBC Nov 2012 G	0.250	17,100 per 10,000 units	17,300 per 10,000 units	2012/11/29	300,000,000	2012/05/29
62445	UBS AG	HSI R Bull CBBC Nov 2012 V	0.250	18,450 per 12,000 units	18,650 per 12,000 units	2012/11/29	300,000,000	2012/05/29
62436	UBS AG	HSI R Bull CBBC Dec 2012 S	0.250	18,850 per 12,000 units	19,050 per 12,000 units	2012/12/28	300,000,000	2012/05/29
62438	UBS AG	HSI R Bull CBBC Dec 2012 T	0.250	17,850 per 12,000 units	18,050 per 12,000 units	2012/12/28	300,000,000	2012/05/29
62443	UBS AG	HSI R Bull CBBC Dec 2012 U	0.250	18,250 per 12,000 units	18,450 per 12,000 units	2012/12/28	300,000,000	2012/05/29
62441	UBS AG	HSI R Bull CBBC Jan 2013 O	0.250	18,050 per 12,000 units	18,250 per 12,000 units	2013/01/30	300,000,000	2012/05/29
62435	UBS AG	HSI R Bear CBBC Nov 2012 J	0.250	19,150 per 12,000 units	18,950 per 12,000 units	2012/11/29	300,000,000	2012/05/29
62451	UBS AG	Ping An R Bull CBBC Dec 2012 A	0.250	45.20 per 100 units	50 per 100 units	2012/12/10	100,000,000	2012/05/29
62434	UBS AG	TCH R Bear CBBC Nov 2012 A	0.250	228 per 100 units	220 per 100 units	2012/11/12	100,000,000	2012/05/29
62481	Credit Suisse AG	HSI R Bull CBBC Oct 2012 V	0.250	18,450 per 10,000 units	18,650 per 10,000 units	2012/10/30	400,000,000	2012/05/30
62482	Credit Suisse AG	HSI R Bear CBBC Oct 2012 G	0.250	19,000 per 10,000 units	18,800 per 10,000 units	2012/10/30	400,000,000	2012/05/30
62469	Daiwa Capital Mkt	HSI R Bull CBBC Oct 2012 E	0.250	18,500 per 10,000 units	18,700 per 10,000 units	2012/10/30	158,000,000	2012/05/30
62485	Daiwa Capital Mkt	HSI R Bear CBBC Sep 2012 H	0.250	19,200 per 10,000 units	19,000 per 10,000 units	2012/09/27	158,000,000	2012/05/30
62472	UBS AG	HSI R Bull CBBC Dec 2012 W	0.250	18,550 per 12,000 units	18,750 per 12,000 units	2012/12/28	300,000,000	2012/05/30
62487	UBS AG	HSI R Bull CBBC Dec 2012 X	0.250	18,150 per 12,000 units	18,350 per 12,000 units	2012/12/28	300,000,000	2012/05/30
62476	UBS AG	HSI R Bull CBBC Jan 2013 P	0.250	18,750 per 12,000 units	18,950 per 12,000 units	2013/01/30	300,000,000	2012/05/30
62483	UBS AG	HSI R Bear CBBC Aug 2012 O	0.250	18,950 per 12,000 units	18,750 per 12,000 units	2012/08/30	300,000,000	2012/05/30
62484	UBS AG	HSI R Bear CBBC Sep 2012 J	0.250	19,100 per 10,000 units	18,900 per 10,000 units	2012/09/27	300,000,000	2012/05/30
62488	UBS AG	TCH R Bear CBBC Dec 2012 A	0.285	238 per 100 units	230 per 100 units	2012/12/03	100,000,000	2012/05/30
62501	Credit Suisse AG	HSI R Bull CBBC Nov 2012 W	0.250	17,950 per 10,000 units	18,150 per 10,000 units	2012/11/29	400,000,000	2012/05/31
62499	Credit Suisse AG	HSI R Bear CBBC Nov 2012 V	0.250	19,050 per 10,000 units	18,850 per 10,000 units	2012/11/29	400,000,000	2012/05/31
62505	Credit Suisse AG	HSI R Bear CBBC Nov 2012 W	0.250	18,868 per 10,000 units	18,668 per 10,000 units	2012/11/29	400,000,000	2012/05/31
62506	Credit Suisse AG	HSI R Bear CBBC Nov 2012 X	0.250	18,900 per 12,000 units	18,700 per 12,000 units	2012/11/29	400,000,000	2012/05/31
62493	Daiwa Capital Mkt	HSI R Bear CBBC Sep 2012 I	0.250	18,888 per 10,000 units	18,688 per 10,000 units	2012/09/27	158,000,000	2012/05/31
62489	SGA Societe Generale Acceptance N.V.	HSI R Bull CBBC Dec 12F	0.250	16,150 per 15,000 units	16,350 per 15,000 units	2012/12/28	200,000,000	2012/05/31
62494	SGA Societe Generale Acceptance N.V.	HSI R Bear CBBC Oct 12W	0.250	18,950 per 10,000 units	18,750 per 10,000 units	2012/10/30	200,000,000	2012/05/31
62511	UBS AG	AIA R Bull CBBC Dec 2012 A	0.305	21.88	22.88	2012/12/10	100,000,000	2012/05/31
62508	UBS AG	Cheung Kong R Bull CBBC Dec 2012 A	0.250	72 per 100 units	78 per 100 units	2012/12/17	100,000,000	2012/05/31
62492	UBS AG	HSCEI R Bull CBBC Nov 2012 C	0.250	9,100 per 10,000 units	9,300 per 10,000 units	2012/11/29	100,000,000	2012/05/31
62490	UBS AG	HSCEI R Bull CBBC Dec 2012 A	0.250	8,900 per 10,000 units	9,100 per 10,000 units	2012/12/28	100,000,000	2012/05/31

Newly listed callable bull/bear contracts in 2012 (continued)

Code	Issuer	Name of issue	Issue prices (HK\$)	Strike price (HKD) / Strike level per 10 units	Call price (HKD) / Call level per 10 units	Expiry date	No. of issue (units)	Listing date
62504	UBS AG	HSCEI R Bear CBBC Oct 2012 A	0.250	10,200 per 10,000 units	10,000 per 10,000 units	2012/10/30	100,000,000	2012/05/31
62503	UBS AG	HSI R Bull CBBC Nov 2012 B	0.250	16,700 per 10,000 units	16,900 per 10,000 units	2012/11/29	300,000,000	2012/05/31
62502	UBS AG	HSI R Bear CBBC Sep 2012 L	0.250	18,900 per 10,000 units	18,700 per 10,000 units	2012/09/27	300,000,000	2012/05/31
62510	UBS AG	Hutchison R Bull CBBC Dec 2012 A	0.250	52 per 100 units	55 per 100 units	2012/12/03	100,000,000	2012/05/31
62507	UBS AG	Ping An R Bear CBBC Dec 2012 A	0.250	69.80 per 100 units	65 per 100 units	2012/12/03	100,000,000	2012/05/31
62518	BNP Paribas Arbit Issu B.V.	HSI R Bear CBBC Sep 2012 M	0.250	19,300 per 10,000 units	19,100 per 10,000 units	2012/09/27	200,000,000	2012/06/01
62515	BNP Paribas Arbit Issu B.V.	HSI R Bear CBBC Sep 2012 P	0.250	18,900 per 10,000 units	18,700 per 10,000 units	2012/09/27	200,000,000	2012/06/01
62517	BNP Paribas Arbit Issu B.V.	HSI R Bear CBBC Sep 2012 Z	0.250	19,100 per 10,000 units	18,900 per 10,000 units	2012/09/27	200,000,000	2012/06/01
62523	Credit Suisse AG	HSI R Bull CBBC Nov 2012 X	0.250	18,400 per 10,000 units	18,600 per 10,000 units	2012/11/29	400,000,000	2012/06/01
62530	Credit Suisse AG	HSI R Bear CBBC Nov 2012 Y	0.250	18,810 per 10,000 units	18,610 per 10,000 units	2012/11/29	400,000,000	2012/06/01
62527	HK Bank	A50 R Bull CBBC Feb 2013 A	0.250	8.88	9.18	2013/02/26	150,000,000	2012/06/01
62529	HK Bank	A50 R Bull CBBC Feb 2013 B	0.250	9.18	9.48	2013/02/26	150,000,000	2012/06/01
62526	HK Bank	A50 R Bear CBBC Jan 2013 A	0.250	11.68	11.38	2013/01/28	150,000,000	2012/06/01
62513	HK Bank	HSI R Bear CBBC Dec 2012 R	0.250	19,588 per 15,000 units	19,188 per 15,000 units	2012/12/28	250,000,000	2012/06/01
62514	HK Bank	HSI R Bear CBBC Dec 2012 S	0.250	19,888 per 15,000 units	19,488 per 15,000 units	2012/12/28	250,000,000	2012/06/01
62538	UBS AG	China Mobile R Bear CBBC Dec 2012 B	0.250	88 per 100 units	85 per 100 units	2012/12/03	100,000,000	2012/06/01
62524	UBS AG	HSI R Bull CBBC Oct 2012 Y	0.250	18,400 per 10,000 units	18,600 per 10,000 units	2012/10/30	300,000,000	2012/06/01
62535	UBS AG	HSI R Bull CBBC Dec 2012 Y	0.250	16,900 per 10,000 units	17,100 per 10,000 units	2012/12/28	300,000,000	2012/06/01
62536	UBS AG	HSI R Bull CBBC Dec 2012 Z	0.250	17,700 per 10,000 units	17,900 per 10,000 units	2012/12/28	300,000,000	2012/06/01
62537	UBS AG	HSI R Bull CBBC Feb 2013 C	0.250	16,900 per 38,000 units	17,300 per 38,000 units	2013/02/27	300,000,000	2012/06/01
62531	UBS AG	HSI R Bear CBBC Nov 2012 K	0.250	18,850 per 12,000 units	18,650 per 12,000 units	2012/11/29	300,000,000	2012/06/01
62533	UBS AG	HSI R Bear CBBC Dec 2012 E	0.250	20,200 per 38,000 units	19,800 per 38,000 units	2012/12/28	300,000,000	2012/06/01
62534	UBS AG	HSI R Bear CBBC Dec 2012 F	0.250	20,700 per 38,000 units	20,300 per 38,000 units	2012/12/28	300,000,000	2012/06/01
62572	BNP Paribas Arbit Issu B.V.	HSI R Bull CBBC Mar 2013 S	0.250	18,500 per 10,000 units	18,700 per 10,000 units	2013/03/27	200,000,000	2012/06/04
62573	BNP Paribas Arbit Issu B.V.	HSI R Bull CBBC Mar 2013 T	0.250	18,400 per 10,000 units	18,600 per 10,000 units	2013/03/27	200,000,000	2012/06/04
62571	BNP Paribas Arbit Issu B.V.	HSI R Bear CBBC Sep 2012 Q	0.250	19,000 per 10,000 units	18,800 per 10,000 units	2012/09/27	200,000,000	2012/06/04
62552	Credit Suisse AG	HSI R Bull CBBC Oct 2012 K	0.250	16,500 per 10,000 units	16,700 per 10,000 units	2012/10/30	400,000,000	2012/06/04
62548	Credit Suisse AG	HSI R Bull CBBC Oct 2012 W	0.250	18,100 per 10,000 units	18,300 per 10,000 units	2012/10/30	400,000,000	2012/06/04
62549	Credit Suisse AG	HSI R Bull CBBC Oct 2012 X	0.250	18,000 per 10,000 units	18,200 per 10,000 units	2012/10/30	400,000,000	2012/06/04
62550	Credit Suisse AG	HSI R Bull CBBC Oct 2012 Y	0.250	17,800 per 10,000 units	18,000 per 10,000 units	2012/10/30	400,000,000	2012/06/04
62551	Credit Suisse AG	HSI R Bull CBBC Oct 2012 Z	0.250	17,500 per 10,000 units	17,700 per 10,000 units	2012/10/30	400,000,000	2012/06/04
62567	Credit Suisse AG	HSI R Bull CBBC Dec 2012 X	0.250	18,550 per 10,000 units	18,750 per 10,000 units	2012/12/28	400,000,000	2012/06/04
62553	Credit Suisse AG	HSI R Bear CBBC Dec 2012 I	0.250	18,950 per 10,000 units	18,750 per 10,000 units	2012/12/28	400,000,000	2012/06/04
62554	Credit Suisse AG	HSI R Bear CBBC Dec 2012 J	0.305	21,600 per 10,000 units	21,400 per 10,000 units	2012/12/28	400,000,000	2012/06/04
62556	Credit Suisse AG	HSI R Bear CBBC Dec 2012 K	0.315	21,700 per 10,000 units	21,500 per 10,000 units	2012/12/28	400,000,000	2012/06/04
62557	Credit Suisse AG	HSI R Bear CBBC Dec 2012 L	0.320	21,750 per 10,000 units	21,550 per 10,000 units	2012/12/28	400,000,000	2012/06/04
62561	Credit Suisse AG	Hutchison R Bull CBBC Nov 2012 A	0.250	58 per 100 units	61 per 100 units	2012/11/30	70,000,000	2012/06/04
62562	Credit Suisse AG	Hutchison R Bull CBBC Nov 2012 B	0.250	54 per 100 units	57 per 100 units	2012/11/30	70,000,000	2012/06/04
62564	Credit Suisse AG	Hutchison R Bull CBBC Nov 2012 C	0.250	50 per 100 units	53 per 100 units	2012/11/30	70,000,000	2012/06/04
62566	Credit Suisse AG	TCH R Bull CBBC Nov 2012 B	0.250	201 per 100 units	209 per 100 units	2012/11/30	70,000,000	2012/06/04
62546	HK Bank	Cheung Kong R Bull CBBC Dec 2012 A	0.250	76.88 per 100 units	82.88 per 100 units	2012/12/12	150,000,000	2012/06/04

Newly listed callable bull/bear contracts in 2012 (continued)

Code	Issuer	Name of issue	Issue prices (HK\$)	Strike price (HKD) / Strike level per 10 units	Call price (HKD) / Call level per 10 units	Expiry date	No. of issue (units)	Listing date
62547	HK Bank	Cheung Kong R Bear CBBC Dec 2012 A	0.300	116 per 100 units	110 per 100 units	2012/12/12	150,000,000	2012/06/04
62542	HK Bank	SHK Ppt R Bull CBBC Jan 2013 B	0.250	78 per 100 units	82 per 100 units	2013/01/18	150,000,000	2012/06/04
62543	HK Bank	SHK Ppt R Bull CBBC Jan 2013 C	0.250	73 per 100 units	77 per 100 units	2013/01/18	150,000,000	2012/06/04
62544	HK Bank	SHK Ppt R Bear CBBC Jan 2013 A	0.250	100.88 per 100 units	96.88 per 100 units	2013/01/18	150,000,000	2012/06/04
62545	HK Bank	TCH R Bear CBBC Feb 2013 A	0.350	246.88 per 100 units	238.88 per 100 units	2013/02/06	150,000,000	2012/06/04
62569	SGA Societe Generale Acceptance N.V.	HSI R Bull CBBC Nov 12V	0.250	18,550 per 8,000 units	18,750 per 8,000 units	2012/11/29	200,000,000	2012/06/04
62568	SGA Societe Generale Acceptance N.V.	HSI R Bear CBBC Oct 12X	0.250	19,050 per 10,000 units	18,850 per 10,000 units	2012/10/30	200,000,000	2012/06/04
62574	UBS AG	HSI R Bull CBBC Oct 2012 T	0.250	18,600 per 10,000 units	18,800 per 10,000 units	2012/10/30	300,000,000	2012/06/04
62570	UBS AG	HSI R Bear CBBC Oct 2012 H	0.250	19,000 per 10,000 units	18,800 per 10,000 units	2012/10/30	300,000,000	2012/06/04
62575	UBS AG	SHK Ppt R Bull CBBC Nov 2012 A	0.250	71 per 100 units	75 per 100 units	2012/11/12	100,000,000	2012/06/04
62591	BNP Paribas Arbit Issu B.V.	HSI R Bull CBBC Mar 2013 U	0.250	18,600 per 10,000 units	18,800 per 10,000 units	2013/03/27	200,000,000	2012/06/05
62611	BNP Paribas Arbit Issu B.V.	HSI R Bull CBBC Mar 2013 V	0.250	18,800 per 10,000 units	19,000 per 10,000 units	2013/03/27	200,000,000	2012/06/05
62612	BNP Paribas Arbit Issu B.V.	HSI R Bull CBBC Mar 2013 W	0.250	18,700 per 10,000 units	18,900 per 10,000 units	2013/03/27	200,000,000	2012/06/05
62590	BNP Paribas Arbit Issu B.V.	HSI R Bear CBBC Sep 2012 A	0.250	19,200 per 10,000 units	19,000 per 10,000 units	2012/09/27	200,000,000	2012/06/05
62587	Credit Suisse AG	HSI R Bull CBBC Oct 2012 L	0.250	18,500 per 10,000 units	18,700 per 10,000 units	2012/10/30	400,000,000	2012/06/05
62598	Credit Suisse AG	HSI R Bull CBBC Oct 2012 M	0.250	18,850 per 10,000 units	19,050 per 10,000 units	2012/10/30	400,000,000	2012/06/05
62599	Credit Suisse AG	HSI R Bull CBBC Oct 2012 N	0.250	18,800 per 12,000 units	19,000 per 12,000 units	2012/10/30	400,000,000	2012/06/05
62600	Credit Suisse AG	HSI R Bull CBBC Oct 2012 O	0.250	18,650 per 10,000 units	18,850 per 10,000 units	2012/10/30	400,000,000	2012/06/05
62603	Credit Suisse AG	HSI R Bear CBBC Oct 2012 A	0.250	19,256 per 10,000 units	19,056 per 10,000 units	2012/10/30	400,000,000	2012/06/05
62586	Credit Suisse AG	HSI R Bear CBBC Oct 2012 R	0.250	19,100 per 10,000 units	18,900 per 10,000 units	2012/10/30	400,000,000	2012/06/05
62595	Daiwa Capital Mkt	HSI R Bull CBBC Oct 2012 F	0.250	18,800 per 10,000 units	19,000 per 10,000 units	2012/10/30	158,000,000	2012/06/05
62576	Merrill Lynch Int'l & Co. C.V.	HSI R Bull CBBC Dec 2012 A	0.280	16,300 per 10,000 units	16,500 per 10,000 units	2012/12/28	100,000,000	2012/06/05
62577	Merrill Lynch Int'l & Co. C.V.	HSI R Bull CBBC Dec 2012 B	0.260	16,900 per 10,000 units	17,100 per 10,000 units	2012/12/28	100,000,000	2012/06/05
62578	Merrill Lynch Int'l & Co. C.V.	HSI R Bull CBBC Dec 2012 C	0.250	17,400 per 10,000 units	17,600 per 10,000 units	2012/12/28	100,000,000	2012/06/05
62583	Merrill Lynch Int'l & Co. C.V.	HSI R Bear CBBC Dec 2012 F	0.250	19,600 per 10,000 units	19,400 per 10,000 units	2012/12/28	40,000,000	2012/06/05
62584	Merrill Lynch Int'l & Co. C.V.	HSI R Bear CBBC Dec 2012 G	0.250	19,900 per 10,000 units	19,700 per 10,000 units	2012/12/28	40,000,000	2012/06/05
62589	SGA Societe Generale Acceptance N.V.	HSI R Bull CBBC Nov 12H	0.250	18,650 per 8,000 units	18,850 per 8,000 units	2012/11/29	200,000,000	2012/06/05
62607	UBS AG	China Mobile R Bull CBBC Nov 2012 B	0.250	77 per 100 units	80 per 100 units	2012/11/19	100,000,000	2012/06/05
62606	UBS AG	HSI R Bull CBBC Oct 2012 O	0.250	18,800 per 10,000 units	19,000 per 10,000 units	2012/10/30	300,000,000	2012/06/05
62593	UBS AG	HSI R Bull CBBC Nov 2012 U	0.250	18,500 per 10,000 units	18,700 per 10,000 units	2012/11/29	300,000,000	2012/06/05
62594	UBS AG	HSI R Bear CBBC Oct 2012 I	0.250	19,200 per 10,000 units	19,000 per 10,000 units	2012/10/30	300,000,000	2012/06/05
62629	BNP Paribas Arbit Issu B.V.	HSI R Bull CBBC Mar 2013 C	0.250	17,500 per 10,000 units	17,700 per 10,000 units	2013/03/27	200,000,000	2012/06/06
62628	BNP Paribas Arbit Issu B.V.	HSI R Bull CBBC Mar 2013 X	0.250	17,300 per 10,000 units	17,500 per 10,000 units	2013/03/27	200,000,000	2012/06/06
62618	Credit Suisse AG	HSI R Bull CBBC Nov 2012 O	0.250	18,450 per 10,000 units	18,650 per 10,000 units	2012/11/29	400,000,000	2012/06/06
62616	Credit Suisse AG	HSI R Bull CBBC Nov 2012 Y	0.250	18,750 per 10,000 units	18,950 per 10,000 units	2012/11/29	400,000,000	2012/06/06
62617	Credit Suisse AG	HSI R Bull CBBC Nov 2012 Z	0.250	18,600 per 10,000 units	18,800 per 10,000 units	2012/11/29	400,000,000	2012/06/06
62625	Credit Suisse AG	HSI R Bear CBBC Nov 2012 O	0.250	19,200 per 10,000 units	19,000 per 10,000 units	2012/11/29	400,000,000	2012/06/06
62630	Credit Suisse AG	HSI R Bear CBBC Nov 2012 U	0.250	18,891 per 10,000 units	18,691 per 10,000 units	2012/11/29	400,000,000	2012/06/06
62624	Credit Suisse AG	HSI R Bear CBBC Nov 2012 Z	0.250	19,000 per 10,000 units	18,800 per 10,000 units	2012/11/29	400,000,000	2012/06/06
62615	HK Bank	CC Bank R Bear CBBC Dec 2012 A	0.250	6.6	6.3	2012/12/20	100,000,000	2012/06/06
62613	SGA Societe Generale Acceptance N.V.	HSI R Bull CBBC Nov 12K	0.250	18,750 per 8,000 units	18,950 per 8,000 units	2012/11/29	200,000,000	2012/06/06
62614	SGA Societe Generale Acceptance N.V.	HSI R Bull CBBC Nov 12N	0.250	18,850 per 8,000 units	19,050 per 8,000 units	2012/11/29	200,000,000	2012/06/06
62623	SGA Societe Generale Acceptance N.V.	HSI R Bull CBBC Nov 12O	0.250	18,450 per 8,000 units	18,650 per 8,000 units	2012/11/29	200,000,000	2012/06/06

Newly listed callable bull/bear contracts in 2012 (continued)

Code	Issuer	Name of issue	Issue prices (HK\$)	Strike price (HKD) / Strike level per 10 units	Call price (HKD) / Call level per 10 units	Expiry date	No. of issue (units)	Listing date
62626	SGA Societe Generale Acceptance N.V.	HSI R Bear CBBC Oct 12Y	0.250	19,150 per 10,000 units	18,950 per 10,000 units	2012/10/30	200,000,000	2012/06/06
62627	SGA Societe Generale Acceptance N.V.	HSI R Bear CBBC Oct 12Z	0.250	19,250 per 10,000 units	19,050 per 10,000 units	2012/10/30	200,000,000	2012/06/06
62621	UBS AG	HSI R Bull CBBC Nov 2012 W	0.250	18,700 per 10,000 units	18,900 per 10,000 units	2012/11/29	300,000,000	2012/06/06
62620	UBS AG	HSI R Bull CBBC Dec 2012 C	0.250	18,450 per 12,000 units	18,650 per 12,000 units	2012/12/28	300,000,000	2012/06/06
62622	UBS AG	HSI R Bull CBBC Dec 2012 D	0.250	18,850 per 12,000 units	19,050 per 12,000 units	2012/12/28	300,000,000	2012/06/06
62631	UBS AG	HSI R Bear CBBC Oct 2012 J	0.250	18,950 per 12,000 units	18,750 per 12,000 units	2012/10/30	300,000,000	2012/06/06
62633	UBS AG	Petrochina R Bull CBBC Dec 2012 A	0.250	8.38	8.88	2012/12/10	100,000,000	2012/06/06
62632	UBS AG	Petrochina R Bear CBBC Nov 2012 A	0.250	11.38	10.88	2012/11/19	100,000,000	2012/06/06
62652	BNP Paribas Arbit Issu B.V.	HSI R Bull CBBC Mar 2013 D	0.250	18,300 per 10,000 units	18,500 per 10,000 units	2013/03/27	200,000,000	2012/06/07
62648	BNP Paribas Arbit Issu B.V.	HSI R Bull CBBC Mar 2013 F	0.250	16,600 per 10,000 units	16,800 per 10,000 units	2013/03/27	200,000,000	2012/06/07
62649	BNP Paribas Arbit Issu B.V.	HSI R Bull CBBC Mar 2013 G	0.250	16,900 per 10,000 units	17,100 per 10,000 units	2013/03/27	200,000,000	2012/06/07
62650	BNP Paribas Arbit Issu B.V.	HSI R Bull CBBC Mar 2013 J	0.250	17,100 per 10,000 units	17,300 per 10,000 units	2013/03/27	200,000,000	2012/06/07
62651	BNP Paribas Arbit Issu B.V.	HSI R Bull CBBC Mar 2013 K	0.250	18,200 per 10,000 units	18,400 per 10,000 units	2013/03/27	200,000,000	2012/06/07
62647	BNP Paribas Arbit Issu B.V.	HSI R Bull CBBC Mar 2013 Y	0.250	16,400 per 10,000 units	16,600 per 10,000 units	2013/03/27	200,000,000	2012/06/07
62659	BNP Paribas Arbit Issu B.V.	HSI R Bear CBBC Sep 2012 B	0.250	18,700 per 10,000 units	18,500 per 10,000 units	2012/09/27	200,000,000	2012/06/07
62660	BNP Paribas Arbit Issu B.V.	HSI R Bear CBBC Sep 2012 C	0.250	18,800 per 10,000 units	18,600 per 10,000 units	2012/09/27	200,000,000	2012/06/07
62653	Credit Suisse AG	HSI R Bull CBBC Nov 2012 G	0.250	18,350 per 10,000 units	18,550 per 10,000 units	2012/11/29	400,000,000	2012/06/07
62654	Credit Suisse AG	HSI R Bull CBBC Nov 2012 U	0.250	18,200 per 10,000 units	18,400 per 10,000 units	2012/11/29	400,000,000	2012/06/07
62657	Credit Suisse AG	HSI R Bear CBBC Nov 2012 B	0.250	18,700 per 12,000 units	18,500 per 12,000 units	2012/11/29	400,000,000	2012/06/07
62658	Credit Suisse AG	HSI R Bear CBBC Nov 2012 C	0.250	19,150 per 10,000 units	18,950 per 10,000 units	2012/11/29	400,000,000	2012/06/07
62656	Credit Suisse AG	HSI R Bear CBBC Nov 2012 T	0.250	18,660 per 10,000 units	18,460 per 10,000 units	2012/11/29	400,000,000	2012/06/07
62697	Daiwa Capital Mkt	HSI R Bull CBBC Oct 2012 G	0.250	18,380 per 10,000 units	18,580 per 10,000 units	2012/10/30	158,000,000	2012/06/07
62685	Daiwa Capital Mkt	HSI R Bear CBBC Oct 2012 B	0.250	18,668 per 10,000 units	18,468 per 10,000 units	2012/10/30	158,000,000	2012/06/07
62634	Goldman Sachs SP (Asia)	HSI R Bull CBBC Sep 2012 C	0.252	17,388 per 12,000 units	17,588 per 12,000 units	2012/09/27	150,000,000	2012/06/07
62635	Goldman Sachs SP (Asia)	HSI R Bull CBBC Sep 2012 D	0.254	17,188 per 12,000 units	17,388 per 12,000 units	2012/09/27	150,000,000	2012/06/07
62636	Goldman Sachs SP (Asia)	HSI R Bull CBBC Sep 2012 E	0.259	18,388 per 10,000 units	18,588 per 10,000 units	2012/09/27	150,000,000	2012/06/07
62637	Goldman Sachs SP (Asia)	HSI R Bear CBBC Sep 2012 A	0.257	19,238 per 12,000 units	19,038 per 12,000 units	2012/09/27	150,000,000	2012/06/07
62638	Goldman Sachs SP (Asia)	HSI R Bear CBBC Sep 2012 B	0.257	19,438 per 12,000 units	19,238 per 12,000 units	2012/09/27	150,000,000	2012/06/07
62643	HK Bank	ABC R Bull CBBC May 2013 A	0.250	2.53	2.78	2013/05/28	80,000,000	2012/06/07
62644	HK Bank	ABC R Bear CBBC Jan 2013 A	0.250	4.13	3.88	2013/01/28	80,000,000	2012/06/07
62642	HK Bank	CNOOC R Bear CBBC Dec 2012 A	0.380	17.68	16.88	2012/12/28	80,000,000	2012/06/07
62645	HK Bank	HSCEI R Bull CBBC Dec 2012 A	0.250	7,688 per 10,000 units	7,988 per 10,000 units	2012/12/28	150,000,000	2012/06/07
62646	HK Bank	HSCEI R Bear CBBC Dec 2012 A	0.250	11,688 per 10,000 units	11,388 per 10,000 units	2012/12/28	150,000,000	2012/06/07
62641	HK Bank	Hutchison R Bull CBBC Feb 2013 A	0.250	52.88 per 100 units	55.88 per 100 units	2013/02/26	150,000,000	2012/06/07
62674	J P Morgan SP BV	HSI R Bull CBBC Nov 2012 A	0.250	18,200 per 10,000 units	18,400 per 10,000 units	2012/11/29	300,000,000	2012/06/07
62677	J P Morgan SP BV	HSI R Bull CBBC Nov 2012 B	0.250	17,800 per 10,000 units	18,000 per 10,000 units	2012/11/29	300,000,000	2012/06/07
62679	J P Morgan SP BV	HSI R Bull CBBC Nov 2012 C	0.250	17,400 per 10,000 units	17,600 per 10,000 units	2012/11/29	300,000,000	2012/06/07
62680	J P Morgan SP BV	HSI R Bull CBBC Nov 2012 D	0.250	17,300 per 10,000 units	17,500 per 10,000 units	2012/11/29	300,000,000	2012/06/07
62676	J P Morgan SP BV	HSI R Bull CBBC Dec 2012 A	0.250	18,000 per 10,000 units	18,200 per 10,000 units	2012/12/28	300,000,000	2012/06/07
62678	J P Morgan SP BV	HSI R Bull CBBC Dec 2012 B	0.250	17,600 per 10,000 units	17,800 per 10,000 units	2012/12/28	300,000,000	2012/06/07
62681	J P Morgan SP BV	HSI R Bull CBBC Dec 2012 C	0.250	17,100 per 10,000 units	17,300 per 10,000 units	2012/12/28	300,000,000	2012/06/07
62682	J P Morgan SP BV	HSI R Bull CBBC Dec 2012 D	0.250	16,900 per 10,000 units	17,100 per 10,000 units	2012/12/28	300,000,000	2012/06/07
62683	J P Morgan SP BV	HSI R Bull CBBC Dec 2012 E	0.250	16,700 per 10,000 units	16,900 per 10,000 units	2012/12/28	300,000,000	2012/06/07

Newly listed callable bull/bear contracts in 2012 (continued)

Code	Issuer	Name of issue	Issue prices (HK\$)	Strike price (HKD) / Strike level per 10 units	Call price (HKD) / Call level per 10 units	Expiry date	No. of issue (units)	Listing date
62675	J P Morgan SP BV	HSI R Bull CBBC Jan 2013 A	0.250	16,000 per 10,000 units	16,200 per 10,000 units	2013/01/30	300,000,000	2012/06/07
62684	J P Morgan SP BV	HSI R Bull CBBC Jan 2013 B	0.250	16,300 per 10,000 units	16,500 per 10,000 units	2013/01/30	300,000,000	2012/06/07
62669	J P Morgan SP BV	HSI R Bear CBBC Oct 2012 A	0.250	19,500 per 10,000 units	19,300 per 10,000 units	2012/10/30	300,000,000	2012/06/07
62671	J P Morgan SP BV	HSI R Bear CBBC Oct 2012 B	0.250	19,100 per 10,000 units	18,900 per 10,000 units	2012/10/30	300,000,000	2012/06/07
62673	J P Morgan SP BV	HSI R Bear CBBC Oct 2012 C	0.250	18,700 per 10,000 units	18,500 per 10,000 units	2012/10/30	300,000,000	2012/06/07
62668	J P Morgan SP BV	HSI R Bear CBBC Nov 2012 A	0.250	19,700 per 10,000 units	19,500 per 10,000 units	2012/11/29	300,000,000	2012/06/07
62670	J P Morgan SP BV	HSI R Bear CBBC Nov 2012 B	0.250	19,300 per 10,000 units	19,100 per 10,000 units	2012/11/29	300,000,000	2012/06/07
62672	J P Morgan SP BV	HSI R Bear CBBC Nov 2012 C	0.250	18,900 per 10,000 units	18,700 per 10,000 units	2012/11/29	300,000,000	2012/06/07
62665	J P Morgan SP BV	HSI R Bear CBBC Dec 2012 A	0.250	20,300 per 10,000 units	20,100 per 10,000 units	2012/12/28	300,000,000	2012/06/07
62666	J P Morgan SP BV	HSI R Bear CBBC Dec 2012 B	0.250	19,900 per 10,000 units	19,700 per 10,000 units	2012/12/28	300,000,000	2012/06/07
62667	J P Morgan SP BV	HSI R Bear CBBC Dec 2012 C	0.250	20,100 per 10,000 units	19,900 per 10,000 units	2012/12/28	300,000,000	2012/06/07
62663	J P Morgan SP BV	HSI R Bear CBBC Jan 2013 A	0.250	20,900 per 10,000 units	20,700 per 10,000 units	2013/01/30	300,000,000	2012/06/07
62664	J P Morgan SP BV	HSI R Bear CBBC Jan 2013 B	0.250	20,700 per 10,000 units	20,500 per 10,000 units	2013/01/30	300,000,000	2012/06/07
62639	SGA Societe Generale Acceptance N.V.	HSI R Bull CBBC Nov 12A	0.250	18,250 per 8,000 units	18,450 per 8,000 units	2012/11/29	200,000,000	2012/06/07
62640	SGA Societe Generale Acceptance N.V.	HSI R Bull CBBC Nov 12B	0.250	18,350 per 8,000 units	18,550 per 8,000 units	2012/11/29	200,000,000	2012/06/07
62662	SGA Societe Generale Acceptance N.V.	HSI R Bear CBBC Oct 12P	0.250	18,850 per 10,000 units	18,650 per 10,000 units	2012/10/30	200,000,000	2012/06/07
62661	SGA Societe Generale Acceptance N.V.	HSI R Bear CBBC Oct 12Q	0.250	18,750 per 10,000 units	18,550 per 10,000 units	2012/10/30	200,000,000	2012/06/07
62686	UBS AG	China Mobile R Bull CBBC Jan 2013 A	0.250	62 per 100 units	65 per 100 units	2013/01/21	100,000,000	2012/06/07
62655	UBS AG	HSI R Bull CBBC Nov 2012 X	0.250	18,300 per 10,000 units	18,500 per 10,000 units	2012/11/29	300,000,000	2012/06/07
62689	UBS AG	HSI R Bull CBBC May 2013 A	0.420	14,300 per 10,000 units	14,500 per 10,000 units	2013/05/30	300,000,000	2012/06/07
62691	UBS AG	HSI R Bull CBBC May 2013 B	0.330	15,200 per 10,000 units	15,400 per 10,000 units	2013/05/30	300,000,000	2012/06/07
62688	UBS AG	HSI R Bull CBBC Jun 2013 A	0.470	13,800 per 10,000 units	14,000 per 10,000 units	2013/06/27	300,000,000	2012/06/07
62690	UBS AG	HSI R Bull CBBC Jun 2013 B	0.370	14,800 per 10,000 units	15,000 per 10,000 units	2013/06/27	300,000,000	2012/06/07
62693	UBS AG	HSI R Bull CBBC Jun 2013 C	0.250	14,400 per 38,000 units	14,800 per 38,000 units	2013/06/27	300,000,000	2012/06/07
62694	UBS AG	HSI R Bull CBBC Jun 2013 D	0.250	15,400 per 38,000 units	15,800 per 38,000 units	2013/06/27	300,000,000	2012/06/07
62695	UBS AG	HSI R Bull CBBC Jun 2013 E	0.250	16,400 per 38,000 units	16,800 per 38,000 units	2013/06/27	300,000,000	2012/06/07
62692	UBS AG	HSI R Bull CBBC Jul 2013 A	0.250	12,400 per 38,000 units	12,800 per 38,000 units	2013/07/30	300,000,000	2012/06/07
62696	UBS AG	HSI R Bull CBBC Jul 2013 B	0.250	13,400 per 38,000 units	13,800 per 38,000 units	2013/07/30	300,000,000	2012/06/07
62687	UBS AG	HSI R Bear CBBC Sep 2012 M	0.250	18,700 per 10,000 units	18,500 per 10,000 units	2012/09/27	300,000,000	2012/06/07
62702	BNP Paribas Arbit Issu B.V.	HSI R Bull CBBC Mar 2013 E	0.300	16,200 per 10,000 units	16,400 per 10,000 units	2013/03/27	200,000,000	2012/06/08
62698	BNP Paribas Arbit Issu B.V.	HSI R Bull CBBC Mar 2013 L	0.500	14,800 per 10,000 units	15,000 per 10,000 units	2013/03/27	200,000,000	2012/06/08
62699	BNP Paribas Arbit Issu B.V.	HSI R Bull CBBC Mar 2013 M	0.400	15,300 per 10,000 units	15,500 per 10,000 units	2013/03/27	200,000,000	2012/06/08
62700	BNP Paribas Arbit Issu B.V.	HSI R Bull CBBC Mar 2013 N	0.350	15,800 per 10,000 units	16,000 per 10,000 units	2013/03/27	200,000,000	2012/06/08
62701	BNP Paribas Arbit Issu B.V.	HSI R Bull CBBC Mar 2013 O	0.300	16,000 per 10,000 units	16,200 per 10,000 units	2013/03/27	200,000,000	2012/06/08
62706	BNP Paribas Arbit Issu B.V.	HSI R Bear CBBC Sep 2012 P	0.250	18,900 per 10,000 units	18,700 per 10,000 units	2012/09/27	200,000,000	2012/06/08
62703	Credit Suisse AG	HSI R Bull CBBC Oct 2012 P	0.250	18,400 per 10,000 units	18,600 per 10,000 units	2012/10/30	400,000,000	2012/06/08
62705	Credit Suisse AG	HSI R Bull CBBC Oct 2012 Q	0.250	18,250 per 10,000 units	18,450 per 10,000 units	2012/10/30	400,000,000	2012/06/08
62711	Credit Suisse AG	HSI R Bear CBBC Oct 2012 G	0.250	18,760 per 10,000 units	18,560 per 10,000 units	2012/10/30	400,000,000	2012/06/08
62704	Credit Suisse AG	HSI R Bear CBBC Oct 2012 X	0.250	18,850 per 10,000 units	18,650 per 10,000 units	2012/10/30	400,000,000	2012/06/08
62713	Daiwa Capital Mkt	HSI R Bear CBBC Oct 2012 C	0.250	19,000 per 10,000 units	18,800 per 10,000 units	2012/10/30	158,000,000	2012/06/08
62708	UBS AG	HSI R Bull CBBC Oct 2012 J	0.250	18,400 per 10,000 units	18,600 per 10,000 units	2012/10/30	300,000,000	2012/06/08
62709	UBS AG	HSI R Bull CBBC Dec 2012 E	0.250	18,200 per 10,000 units	18,400 per 10,000 units	2012/12/28	300,000,000	2012/06/08
62710	UBS AG	HSI R Bull CBBC Jan 2013 Q	0.250	16,300 per 10,000 units	16,500 per 10,000 units	2013/01/30	300,000,000	2012/06/08

Newly listed callable bull/bear contracts in 2012 (continued)

Code	Issuer	Name of issue	Issue prices (HK\$)	Strike price (HKD) / Strike level per 10 units	Call price (HKD) / Call level per 10 units	Expiry date	No. of issue (units)	Listing date
62712	UBS AG	HSI R Bear CBBC Oct 2012 K	0.250	18,800 per 10,000 units	18,600 per 10,000 units	2012/10/30	300,000,000	2012/06/08
62718	BNP Paribas Arbit Issu B.V.	HSI R Bull CBBC Apr 2013 A	0.250	18,100 per 10,000 units	18,300 per 10,000 units	2013/04/29	200,000,000	2012/06/11
62719	BNP Paribas Arbit Issu B.V.	HSI R Bull CBBC Apr 2013 B	0.250	18,000 per 10,000 units	18,200 per 10,000 units	2013/04/29	200,000,000	2012/06/11
62720	BNP Paribas Arbit Issu B.V.	HSI R Bull CBBC Apr 2013 C	0.250	17,900 per 10,000 units	18,100 per 10,000 units	2013/04/29	200,000,000	2012/06/11
62721	BNP Paribas Arbit Issu B.V.	HSI R Bull CBBC Apr 2013 D	0.500	14,300 per 10,000 units	14,500 per 10,000 units	2013/04/29	200,000,000	2012/06/11
62739	BNP Paribas Arbit Issu B.V.	HSI R Bear CBBC Sep 2012 D	0.250	18,600 per 10,000 units	18,400 per 10,000 units	2012/09/27	200,000,000	2012/06/11
62740	BNP Paribas Arbit Issu B.V.	HSI R Bear CBBC Sep 2012 N	0.250	18,500 per 10,000 units	18,300 per 10,000 units	2012/09/27	200,000,000	2012/06/11
62741	BNP Paribas Arbit Issu B.V.	HSI R Bear CBBC Sep 2012 O	0.250	18,400 per 10,000 units	18,200 per 10,000 units	2012/09/27	200,000,000	2012/06/11
62722	Credit Suisse AG	HSI R Bull CBBC Oct 2012 R	0.250	18,300 per 10,000 units	18,500 per 10,000 units	2012/10/30	400,000,000	2012/06/11
62723	Credit Suisse AG	HSI R Bull CBBC Oct 2012 S	0.250	18,150 per 10,000 units	18,350 per 10,000 units	2012/10/30	400,000,000	2012/06/11
62725	Credit Suisse AG	HSI R Bull CBBC Oct 2012 U	0.250	18,000 per 10,000 units	18,200 per 10,000 units	2012/10/30	400,000,000	2012/06/11
62749	Credit Suisse AG	HSI R Bull CBBC Jan 2013 A	0.255	15,700 per 10,000 units	15,900 per 10,000 units	2013/01/30	400,000,000	2012/06/11
62750	Credit Suisse AG	HSI R Bull CBBC Jan 2013 B	0.265	15,600 per 10,000 units	15,800 per 10,000 units	2013/01/30	400,000,000	2012/06/11
62751	Credit Suisse AG	HSI R Bull CBBC Jan 2013 C	0.275	15,500 per 10,000 units	15,700 per 10,000 units	2013/01/30	400,000,000	2012/06/11
62752	Credit Suisse AG	HSI R Bull CBBC Jan 2013 D	0.285	15,400 per 10,000 units	15,600 per 10,000 units	2013/01/30	400,000,000	2012/06/11
62753	Credit Suisse AG	HSI R Bull CBBC Jan 2013 E	0.295	15,300 per 10,000 units	15,500 per 10,000 units	2013/01/30	400,000,000	2012/06/11
62754	Credit Suisse AG	HSI R Bull CBBC Feb 2013 A	0.305	15,200 per 10,000 units	15,400 per 10,000 units	2013/02/27	400,000,000	2012/06/11
62755	Credit Suisse AG	HSI R Bull CBBC Feb 2013 B	0.315	15,100 per 10,000 units	15,300 per 10,000 units	2013/02/27	400,000,000	2012/06/11
62756	Credit Suisse AG	HSI R Bull CBBC Feb 2013 C	0.325	15,000 per 10,000 units	15,200 per 10,000 units	2013/02/27	400,000,000	2012/06/11
62757	Credit Suisse AG	HSI R Bull CBBC Feb 2013 D	0.335	14,900 per 10,000 units	15,100 per 10,000 units	2013/02/27	400,000,000	2012/06/11
62758	Credit Suisse AG	HSI R Bull CBBC Feb 2013 E	0.345	14,800 per 10,000 units	15,000 per 10,000 units	2013/02/27	400,000,000	2012/06/11
62772	Credit Suisse AG	HSI R Bear CBBC Oct 2012 K	0.250	18,386 per 10,000 units	18,186 per 10,000 units	2012/10/30	400,000,000	2012/06/11
62773	Credit Suisse AG	HSI R Bear CBBC Nov 2012 G	0.250	18,400 per 12,000 units	18,200 per 12,000 units	2012/11/29	400,000,000	2012/06/11
62746	Credit Suisse AG	HSI R Bear CBBC Nov 2012 W	0.250	18,800 per 10,000 units	18,600 per 10,000 units	2012/11/29	400,000,000	2012/06/11
62747	Credit Suisse AG	HSI R Bear CBBC Nov 2012 X	0.250	18,600 per 10,000 units	18,400 per 10,000 units	2012/11/29	400,000,000	2012/06/11
62759	Credit Suisse AG	HSI R Bear CBBC Nov 2012 Y	0.250	18,450 per 10,000 units	18,250 per 10,000 units	2012/11/29	400,000,000	2012/06/11
62768	Daiwa Capital Mkt	HSCEI R Bear CBBC Feb 2013 A	0.250	10,000 per 10,000 units	9,800 per 10,000 units	2013/02/27	80,000,000	2012/06/11
62760	Daiwa Capital Mkt	HSI R Bull CBBC Jan 2013 A	0.250	16,650 per 10,000 units	16,850 per 10,000 units	2013/01/30	158,000,000	2012/06/11
62764	Daiwa Capital Mkt	HSI R Bull CBBC Feb 2013 A	0.250	16,100 per 10,000 units	16,300 per 10,000 units	2013/02/27	158,000,000	2012/06/11
62761	Daiwa Capital Mkt	HSI R Bull CBBC Mar 2013 A	0.280	15,400 per 10,000 units	15,600 per 10,000 units	2013/03/27	158,000,000	2012/06/11
62762	Daiwa Capital Mkt	HSI R Bull CBBC Mar 2013 B	0.340	14,800 per 10,000 units	15,000 per 10,000 units	2013/03/27	158,000,000	2012/06/11
62763	Daiwa Capital Mkt	HSI R Bull CBBC Jun 2013 A	0.380	14,400 per 10,000 units	14,600 per 10,000 units	2013/06/27	158,000,000	2012/06/11
62769	Daiwa Capital Mkt	HSI R Bear CBBC Oct 2012 D	0.250	18,388 per 10,000 units	18,188 per 10,000 units	2012/10/30	158,000,000	2012/06/11
62714	HK Bank	HSI R Bull CBBC Feb 2013 A	0.250	15,888 per 15,000 units	16,288 per 15,000 units	2013/02/27	250,000,000	2012/06/11
62715	HK Bank	HSI R Bull CBBC Feb 2013 B	0.250	15,688 per 20,000 units	16,088 per 20,000 units	2013/02/27	250,000,000	2012/06/11
62716	HK Bank	HSI R Bull CBBC Feb 2013 C	0.250	15,388 per 15,000 units	15,788 per 15,000 units	2013/02/27	250,000,000	2012/06/11
62717	HK Bank	HSI R Bear CBBC Feb 2013 A	0.250	22,388 per 20,000 units	22,088 per 20,000 units	2013/02/27	250,000,000	2012/06/11
62726	SGA Societe Generale Acceptance N.V.	HSI R Bull CBBC Nov 12J	0.250	17,950 per 8,000 units	18,150 per 8,000 units	2012/11/29	200,000,000	2012/06/11
62727	SGA Societe Generale Acceptance N.V.	HSI R Bull CBBC Nov 12L	0.250	18,050 per 8,000 units	18,250 per 8,000 units	2012/11/29	200,000,000	2012/06/11
62728	SGA Societe Generale Acceptance N.V.	HSI R Bull CBBC Nov 12M	0.250	18,150 per 8,000 units	18,350 per 8,000 units	2012/11/29	200,000,000	2012/06/11
62729	SGA Societe Generale Acceptance N.V.	HSI R Bull CBBC Dec 12G	0.530	15,350 per 8,000 units	15,550 per 8,000 units	2012/12/28	200,000,000	2012/06/11
62730	SGA Societe Generale Acceptance N.V.	HSI R Bull CBBC Dec 12H	0.500	15,550 per 8,000 units	15,750 per 8,000 units	2012/12/28	200,000,000	2012/06/11
62731	SGA Societe Generale Acceptance N.V.	HSI R Bull CBBC Dec 12I	0.470	15,750 per 8,000 units	15,950 per 8,000 units	2012/12/28	200,000,000	2012/06/11

Newly listed callable bull/bear contracts in 2012 (continued)

Code	Issuer	Name of issue	Issue prices (HK\$)	Strike price (HKD) / Strike level per 10 units	Call price (HKD) / Call level per 10 units	Expiry date	No. of issue (units)	Listing date
62732	SGA Societe Generale Acceptance N.V.	HSI R Bull CBBC Dec 12J	0.440	15,950 per 8,000 units	16,150 per 8,000 units	2012/12/28	200,000,000	2012/06/11
62733	SGA Societe Generale Acceptance N.V.	HSI R Bull CBBC Dec 12K	0.375	16,350 per 8,000 units	16,550 per 8,000 units	2012/12/28	200,000,000	2012/06/11
62734	SGA Societe Generale Acceptance N.V.	HSI R Bull CBBC Dec 12L	0.345	16,550 per 8,000 units	16,750 per 8,000 units	2012/12/28	200,000,000	2012/06/11
62735	SGA Societe Generale Acceptance N.V.	HSI R Bull CBBC Dec 12M	0.310	16,750 per 8,000 units	16,950 per 8,000 units	2012/12/28	200,000,000	2012/06/11
62742	SGA Societe Generale Acceptance N.V.	HSI R Bear CBBC Oct 12A	0.250	18,650 per 10,000 units	18,450 per 10,000 units	2012/10/30	200,000,000	2012/06/11
62743	SGA Societe Generale Acceptance N.V.	HSI R Bear CBBC Oct 12B	0.250	18,550 per 10,000 units	18,350 per 10,000 units	2012/10/30	200,000,000	2012/06/11
62744	SGA Societe Generale Acceptance N.V.	HSI R Bear CBBC Nov 12A	0.250	18,450 per 10,000 units	18,250 per 10,000 units	2012/11/29	200,000,000	2012/06/11
62745	SGA Societe Generale Acceptance N.V.	HSI R Bear CBBC Nov 12B	0.250	18,350 per 10,000 units	18,150 per 10,000 units	2012/11/29	200,000,000	2012/06/11
62784	UBS AG	China Life R Bull CBBC Jan 2013 A	0.320	13.88	14.88	2013/01/21	100,000,000	2012/06/11
62781	UBS AG	CNOOC R Bull CBBC Jan 2013 A	0.250	11.08	11.88	2013/01/21	100,000,000	2012/06/11
62778	UBS AG	Sinopec Corp R Bull CBBC Jan 2013 A	0.250	5.2	5.5	2013/01/14	100,000,000	2012/06/11
62779	UBS AG	HKEx R Bull CBBC Nov 2012 A	0.250	89 per 100 units	95 per 100 units	2012/11/26	100,000,000	2012/06/11
62776	UBS AG	HSBC R Bull CBBC Jan 2013 A	0.250	47 per 100 units	50 per 100 units	2013/01/21	100,000,000	2012/06/11
62737	UBS AG	HSI R Bull CBBC Nov 2012 Y	0.250	18,100 per 10,000 units	18,300 per 10,000 units	2012/11/29	300,000,000	2012/06/11
62738	UBS AG	HSI R Bull CBBC Dec 2012 V	0.250	17,900 per 10,000 units	18,100 per 10,000 units	2012/12/28	300,000,000	2012/06/11
62736	UBS AG	HSI R Bull CBBC Jan 2013 R	0.250	18,350 per 12,000 units	18,550 per 12,000 units	2013/01/30	300,000,000	2012/06/11
62767	UBS AG	HSI R Bear CBBC Sep 2012 L	0.250	18,400 per 10,000 units	18,200 per 10,000 units	2012/09/27	300,000,000	2012/06/11
62766	UBS AG	HSI R Bear CBBC Oct 2012 M	0.250	18,600 per 10,000 units	18,400 per 10,000 units	2012/10/30	300,000,000	2012/06/11
62765	UBS AG	HSI R Bear CBBC Nov 2012 L	0.250	18,900 per 10,000 units	18,700 per 10,000 units	2012/11/29	300,000,000	2012/06/11
62777	UBS AG	Hutchison R Bull CBBC Jan 2013 A	0.250	47 per 100 units	50 per 100 units	2013/01/14	100,000,000	2012/06/11
62783	UBS AG	Ping An R Bull CBBC Nov 2012 A	0.250	40.20 per 100 units	45 per 100 units	2012/11/19	100,000,000	2012/06/11
62782	UBS AG	Sands China R Bear CBBC Dec 2012 A	0.485	29.88	27.88	2012/12/17	50,000,000	2012/06/11
62780	UBS AG	TCH R Bull CBBC Jan 2013 A	0.270	182 per 100 units	190 per 100 units	2013/01/14	100,000,000	2012/06/11
62801	Credit Suisse AG	HSI R Bull CBBC Dec 2012 Y	0.250	18,080 per 10,000 units	18,280 per 10,000 units	2012/12/28	400,000,000	2012/06/12
62802	Credit Suisse AG	HSI R Bull CBBC Dec 2012 Z	0.250	17,900 per 10,000 units	18,100 per 10,000 units	2012/12/28	400,000,000	2012/06/12
62797	Credit Suisse AG	HSI R Bear CBBC Dec 2012 M	0.250	18,500 per 10,000 units	18,300 per 10,000 units	2012/12/28	400,000,000	2012/06/12
62789	Goldman Sachs SP (Asia)	HSI R Bull CBBC Sep 2012 F	0.256	16,988 per 10,000 units	17,188 per 10,000 units	2012/09/27	150,000,000	2012/06/12
62790	Goldman Sachs SP (Asia)	HSI R Bull CBBC Sep 2012 G	0.256	16,788 per 10,000 units	16,988 per 10,000 units	2012/09/27	150,000,000	2012/06/12
62785	Goldman Sachs SP (Asia)	HSI R Bear CBBC Sep 2012 C	0.256	19,038 per 12,000 units	18,838 per 12,000 units	2012/09/27	150,000,000	2012/06/12
62786	Goldman Sachs SP (Asia)	HSI R Bear CBBC Sep 2012 D	0.252	18,838 per 12,000 units	18,638 per 12,000 units	2012/09/27	150,000,000	2012/06/12
62787	Goldman Sachs SP (Asia)	HSI R Bear CBBC Sep 2012 E	0.258	18,638 per 12,000 units	18,438 per 12,000 units	2012/09/27	150,000,000	2012/06/12
62793	HK Bank	China Mobile R Bull CBBC Dec 2012 D	0.250	59.88 per 100 units	62.88 per 100 units	2012/12/12	200,000,000	2012/06/12
62794	HK Bank	China Mobile R Bear CBBC Dec 2012 E	0.250	86.88 per 100 units	83.88 per 100 units	2012/12/12	200,000,000	2012/06/12
62791	HK Bank	HSI R Bear CBBC Dec 2012 T	0.250	19,288 per 15,000 units	18,888 per 15,000 units	2012/12/28	250,000,000	2012/06/12
62792	HK Bank	HSI R Bear CBBC Dec 2012 U	0.250	18,988 per 15,000 units	18,588 per 15,000 units	2012/12/28	250,000,000	2012/06/12
62795	HK Bank	Sands China R Bull CBBC Aug 2013 A	0.250	15.68 per 100 units	18.68 per 100 units	2013/08/28	100,000,000	2012/06/12
62799	UBS AG	HSI R Bull CBBC Oct 2012 P	0.250	18,000 per 10,000 units	18,200 per 10,000 units	2012/10/30	300,000,000	2012/06/12
62804	UBS AG	HSI R Bull CBBC Oct 2012 V	0.250	17,400 per 10,000 units	17,600 per 10,000 units	2012/10/30	300,000,000	2012/06/12
62803	UBS AG	HSI R Bull CBBC Jan 2013 S	0.250	17,550 per 12,000 units	17,750 per 12,000 units	2013/01/30	300,000,000	2012/06/12
62800	UBS AG	HSI R Bull CBBC Feb 2013 D	0.250	15,900 per 10,000 units	16,100 per 10,000 units	2013/02/27	300,000,000	2012/06/12
62798	UBS AG	HSI R Bear CBBC Nov 2012 M	0.250	18,500 per 10,000 units	18,300 per 10,000 units	2012/11/29	300,000,000	2012/06/12
62805	UBS AG	HSI R Bear CBBC Nov 2012 N	0.250	19,050 per 12,000 units	18,850 per 12,000 units	2012/11/29	300,000,000	2012/06/12
62820	Credit Suisse AG	HSI R Bull CBBC Dec 2012 G	0.250	17,950 per 10,000 units	18,150 per 10,000 units	2012/12/28	400,000,000	2012/06/13

Newly listed callable bull/bear contracts in 2012 (continued)

Code	Issuer	Name of issue	Issue prices (HK\$)	Strike price (HKD) / Strike level per 10 units	Call price (HKD) / Call level per 10 units	Expiry date	No. of issue (units)	Listing date
62821	Credit Suisse AG	HSI R Bull CBBC Dec 2012 I	0.250	18,100 per 10,000 units	18,300 per 10,000 units	2012/12/28	400,000,000	2012/06/13
62819	Credit Suisse AG	HSI R Bear CBBC Dec 2012 N	0.250	18,550 per 10,000 units	18,350 per 10,000 units	2012/12/28	400,000,000	2012/06/13
62822	Goldman Sachs SP (Asia)	HSI R Bull CBBC Sep 2012 H	0.259	17,988 per 10,000 units	18,188 per 10,000 units	2012/09/27	150,000,000	2012/06/13
62823	Goldman Sachs SP (Asia)	HSI R Bull CBBC Sep 2012 I	0.259	18,188 per 10,000 units	18,388 per 10,000 units	2012/09/27	150,000,000	2012/06/13
62814	HK Bank	AIA R Bull CBBC Jan 2013 A	0.420	21.18	22.18	2013/01/28	80,000,000	2012/06/13
62817	HK Bank	AIA R Bear CBBC Jan 2013 A	0.350	28.38	27.38	2013/01/28	80,000,000	2012/06/13
62810	HK Bank	China Life R Bull CBBC Jan 2013 A	0.350	13.68	14.68	2013/01/18	80,000,000	2012/06/13
62811	HK Bank	China Life R Bear CBBC Dec 2012 D	0.350	20.28	19.28	2012/12/20	80,000,000	2012/06/13
62812	HK Bank	Hutchison R Bull CBBC Feb 2013 B	0.250	42.88 per 100 units	45.88 per 100 units	2013/02/20	150,000,000	2012/06/13
62813	HK Bank	Hutchison R Bear CBBC Feb 2013 A	0.250	76.88 per 100 units	73.88 per 100 units	2013/02/20	150,000,000	2012/06/13
62831	J P Morgan SP BV	HSI R Bull CBBC Mar 2013 A	0.250	17,900 per 10,000 units	18,100 per 10,000 units	2013/03/27	300,000,000	2012/06/13
62832	J P Morgan SP BV	HSI R Bull CBBC Mar 2013 B	0.250	17,700 per 10,000 units	17,900 per 10,000 units	2013/03/27	300,000,000	2012/06/13
62833	J P Morgan SP BV	HSI R Bull CBBC Mar 2013 C	0.250	17,500 per 10,000 units	17,700 per 10,000 units	2013/03/27	300,000,000	2012/06/13
62835	J P Morgan SP BV	HSI R Bull CBBC Mar 2013 D	0.250	17,200 per 10,000 units	17,400 per 10,000 units	2013/03/27	300,000,000	2012/06/13
62836	J P Morgan SP BV	HSI R Bull CBBC Mar 2013 E	0.250	17,000 per 10,000 units	17,200 per 10,000 units	2013/03/27	300,000,000	2012/06/13
62826	J P Morgan SP BV	HSI R Bear CBBC Jan 2013 C	0.250	20,000 per 10,000 units	19,800 per 10,000 units	2013/01/30	300,000,000	2012/06/13
62827	J P Morgan SP BV	HSI R Bear CBBC Jan 2013 D	0.250	19,800 per 10,000 units	19,600 per 10,000 units	2013/01/30	300,000,000	2012/06/13
62828	J P Morgan SP BV	HSI R Bear CBBC Jan 2013 E	0.250	19,400 per 10,000 units	19,200 per 10,000 units	2013/01/30	300,000,000	2012/06/13
62829	J P Morgan SP BV	HSI R Bear CBBC Jan 2013 F	0.250	19,200 per 10,000 units	19,000 per 10,000 units	2013/01/30	300,000,000	2012/06/13
62830	J P Morgan SP BV	HSI R Bear CBBC Jan 2013 G	0.250	19,000 per 10,000 units	18,800 per 10,000 units	2013/01/30	300,000,000	2012/06/13
62806	Merrill Lynch Int'l & Co. C.V.	HSI R Bear CBBC Dec 2012 H	0.250	19,000 per 10,000 units	18,800 per 10,000 units	2012/12/28	40,000,000	2012/06/13
62807	Merrill Lynch Int'l & Co. C.V.	HSI R Bear CBBC Dec 2012 I	0.250	19,300 per 10,000 units	19,100 per 10,000 units	2012/12/28	40,000,000	2012/06/13
62808	SGA Societe Generale Acceptance N.V.	HSI R Bull CBBC Mar 13A	0.420	13,600 per 15,000 units	13,800 per 15,000 units	2013/03/27	200,000,000	2012/06/13
62809	SGA Societe Generale Acceptance N.V.	HSI R Bull CBBC Mar 13B	0.345	14,600 per 15,000 units	14,800 per 15,000 units	2013/03/27	200,000,000	2012/06/13
62825	UBS AG	HSI R Bull CBBC Oct 2012 I	0.250	18,250 per 10,000 units	18,450 per 10,000 units	2012/10/30	300,000,000	2012/06/13
62824	UBS AG	HSI R Bull CBBC Jan 2013 T	0.250	17,750 per 10,000 units	17,950 per 10,000 units	2013/01/30	300,000,000	2012/06/13
62818	UBS AG	HSI R Bear CBBC Sep 2012 N	0.250	18,550 per 10,000 units	18,350 per 10,000 units	2012/09/27	300,000,000	2012/06/13
62856	BNP Paribas Arbit Issu B.V.	HSI R Bull CBBC Apr 2013 E	0.250	18,400 per 10,000 units	18,600 per 10,000 units	2013/04/29	200,000,000	2012/06/14
62857	BNP Paribas Arbit Issu B.V.	HSI R Bull CBBC Apr 2013 F	0.250	18,500 per 10,000 units	18,700 per 10,000 units	2013/04/29	200,000,000	2012/06/14
62837	BNP Paribas Arbit Issu B.V.	HSI R Bear CBBC Sep 2012 B	0.250	19,000 per 10,000 units	18,800 per 10,000 units	2012/09/27	200,000,000	2012/06/14
62849	Credit Suisse AG	HKEx R Bull CBBC Dec 2012 A	0.250	85 per 100 units	90 per 100 units	2012/12/24	100,000,000	2012/06/14
62850	Credit Suisse AG	HKEx R Bull CBBC Dec 2012 B	0.250	99 per 100 units	105 per 100 units	2012/12/24	100,000,000	2012/06/14
62851	Credit Suisse AG	HKEx R Bear CBBC Dec 2012 A	0.250	119 per 100 units	113 per 100 units	2012/12/24	100,000,000	2012/06/14
62854	Credit Suisse AG	HSI R Bull CBBC Nov 2012 V	0.250	18,580 per 10,000 units	18,780 per 10,000 units	2012/11/29	400,000,000	2012/06/14
62855	Credit Suisse AG	HSI R Bull CBBC Nov 2012 X	0.250	18,500 per 12,000 units	18,700 per 12,000 units	2012/11/29	400,000,000	2012/06/14
62838	Credit Suisse AG	HSI R Bear CBBC Nov 2012 B	0.250	18,721 per 10,000 units	18,521 per 10,000 units	2012/11/29	400,000,000	2012/06/14
62839	Credit Suisse AG	HSI R Bear CBBC Nov 2012 T	0.250	18,900 per 10,000 units	18,700 per 10,000 units	2012/11/29	400,000,000	2012/06/14
62845	Credit Suisse AG	TCH R Bull CBBC Dec 2012 A	0.250	202 per 100 units	210 per 100 units	2012/12/24	100,000,000	2012/06/14
62848	Credit Suisse AG	TCH R Bull CBBC Dec 2012 B	0.250	210 per 100 units	218 per 100 units	2012/12/24	100,000,000	2012/06/14
62852	SGA Societe Generale Acceptance N.V.	HSI R Bull CBBC Nov 12Q	0.250	18,450 per 8,000 units	18,650 per 8,000 units	2012/11/29	200,000,000	2012/06/14
62853	SGA Societe Generale Acceptance N.V.	HSI R Bull CBBC Nov 12T	0.250	18,550 per 8,000 units	18,750 per 8,000 units	2012/11/29	200,000,000	2012/06/14
62840	SGA Societe Generale Acceptance N.V.	HSI R Bear CBBC Oct 12P	0.250	18,950 per 10,000 units	18,750 per 10,000 units	2012/10/30	200,000,000	2012/06/14
62841	SGA Societe Generale Acceptance N.V.	HSI R Bear CBBC Oct 12Q	0.250	18,850 per 10,000 units	18,650 per 10,000 units	2012/10/30	200,000,000	2012/06/14

Newly listed callable bull/bear contracts in 2012 (continued)

Code	Issuer	Name of issue	Issue prices (HK\$)	Strike price (HKD) / Strike level per 10 units	Call price (HKD) / Call level per 10 units	Expiry date	No. of issue (units)	Listing date
62842	SGA Societe Generale Acceptance N.V.	HSI R Bear CBBC Oct 12W	0.250	18,750 per 10,000 units	18,550 per 10,000 units	2012/10/30	200,000,000	2012/06/14
62860	UBS AG	China Mobile R Bear CBBC Dec 2012 C	0.250	83 per 100 units	80 per 100 units	2012/12/10	100,000,000	2012/06/14
62859	UBS AG	HSI R Bull CBBC Oct 2012 D	0.250	18,550 per 10,000 units	18,750 per 10,000 units	2012/10/30	300,000,000	2012/06/14
62858	UBS AG	HSI R Bull CBBC Jan 2013 U	0.250	18,150 per 10,000 units	18,350 per 10,000 units	2013/01/30	300,000,000	2012/06/14
62843	UBS AG	HSI R Bear CBBC Oct 2012 H	0.250	19,000 per 10,000 units	18,800 per 10,000 units	2012/10/30	300,000,000	2012/06/14
62844	UBS AG	HSI R Bear CBBC Nov 2012 O	0.250	18,750 per 10,000 units	18,550 per 10,000 units	2012/11/29	300,000,000	2012/06/14
62872	BNP Paribas Arbit Issu B.V.	HSI R Bull CBBC Mar 2013 H	0.250	18,300 per 10,000 units	18,500 per 10,000 units	2013/03/27	200,000,000	2012/06/15
62863	BNP Paribas Arbit Issu B.V.	HSI R Bear CBBC Sep 2012 C	0.250	18,900 per 10,000 units	18,700 per 10,000 units	2012/09/27	200,000,000	2012/06/15
62878	BNP Paribas Arbit Issu B.V.	HSI R Bear CBBC Sep 2012 Q	0.250	18,800 per 10,000 units	18,600 per 10,000 units	2012/09/27	200,000,000	2012/06/15
62865	Credit Suisse AG	HSI R Bull CBBC Nov 2012 W	0.250	18,400 per 10,000 units	18,600 per 10,000 units	2012/11/29	400,000,000	2012/06/15
62866	Credit Suisse AG	HSI R Bear CBBC Nov 2012 U	0.250	19,000 per 10,000 units	18,800 per 10,000 units	2012/11/29	400,000,000	2012/06/15
62867	Credit Suisse AG	HSI R Bear CBBC Nov 2012 Z	0.250	18,850 per 10,000 units	18,650 per 10,000 units	2012/11/29	400,000,000	2012/06/15
62874	Credit Suisse AG	HSI R Bear CBBC Dec 2012 O	0.250	18,703 per 12,000 units	18,503 per 12,000 units	2012/12/28	400,000,000	2012/06/15
62873	Daiwa Capital Mkt	HSI R Bear CBBC Oct 2012 E	0.250	18,708 per 10,000 units	18,508 per 10,000 units	2012/10/30	158,000,000	2012/06/15
62861	HK Bank	HSI R Bull CBBC Jan 2013 A	0.250	17,888 per 15,000 units	18,288 per 15,000 units	2013/01/30	250,000,000	2012/06/15
62862	HK Bank	HSI R Bull CBBC Jan 2013 B	0.250	17,688 per 20,000 units	18,088 per 20,000 units	2013/01/30	250,000,000	2012/06/15
62868	SGA Societe Generale Acceptance N.V.	HSI R Bull CBBC Nov 12S	0.250	18,350 per 8,000 units	18,550 per 8,000 units	2012/11/29	200,000,000	2012/06/15
62864	UBS AG	HSI R Bull CBBC Nov 2012 A	0.250	18,450 per 10,000 units	18,650 per 10,000 units	2012/11/29	300,000,000	2012/06/15
62870	UBS AG	HSI R Bull CBBC Nov 2012 D	0.250	18,300 per 10,000 units	18,500 per 10,000 units	2012/11/29	300,000,000	2012/06/15
62877	UBS AG	HSI R Bear CBBC Sep 2012 M	0.250	18,800 per 10,000 units	18,600 per 10,000 units	2012/09/27	300,000,000	2012/06/15
62875	UBS AG	HSI R Bear CBBC Dec 2012 G	0.250	18,950 per 10,000 units	18,750 per 10,000 units	2012/12/28	300,000,000	2012/06/15
62871	UBS AG	ICBC R Bull CBBC Dec 2012 B	0.250	3.45	3.75	2012/12/10	100,000,000	2012/06/15
62904	BNP Paribas Arbit Issu B.V.	HSI R Bull CBBC Apr 2013 G	0.250	18,600 per 10,000 units	18,800 per 10,000 units	2013/04/29	200,000,000	2012/06/18
62917	BNP Paribas Arbit Issu B.V.	HSI R Bull CBBC Apr 2013 H	0.250	18,700 per 10,000 units	18,900 per 10,000 units	2013/04/29	200,000,000	2012/06/18
62902	BNP Paribas Arbit Issu B.V.	HSI R Bear CBBC Sep 2012 P	0.250	19,100 per 10,000 units	18,900 per 10,000 units	2012/09/27	200,000,000	2012/06/18
62911	Credit Suisse AG	HSI R Bull CBBC Oct 2012 G	0.250	18,750 per 10,000 units	18,950 per 10,000 units	2012/10/30	400,000,000	2012/06/18
62907	Credit Suisse AG	HSI R Bull CBBC Oct 2012 T	0.250	18,350 per 10,000 units	18,550 per 10,000 units	2012/10/30	400,000,000	2012/06/18
62906	Credit Suisse AG	HSI R Bull CBBC Oct 2012 V	0.250	18,530 per 10,000 units	18,730 per 10,000 units	2012/10/30	400,000,000	2012/06/18
62912	Credit Suisse AG	HSI R Bull CBBC Oct 2012 W	0.250	18,700 per 12,000 units	18,900 per 12,000 units	2012/10/30	400,000,000	2012/06/18
62889	Credit Suisse AG	HSI R Bear CBBC Oct 2012 G	0.250	18,750 per 10,000 units	18,550 per 10,000 units	2012/10/30	400,000,000	2012/06/18
62892	Credit Suisse AG	HSI R Bear CBBC Oct 2012 K	0.250	19,100 per 10,000 units	18,900 per 10,000 units	2012/10/30	400,000,000	2012/06/18
62893	Credit Suisse AG	HSI R Bear CBBC Oct 2012 R	0.250	18,800 per 12,000 units	18,600 per 12,000 units	2012/10/30	400,000,000	2012/06/18
62891	Credit Suisse AG	HSI R Bear CBBC Oct 2012 X	0.250	18,950 per 10,000 units	18,750 per 10,000 units	2012/10/30	400,000,000	2012/06/18
62913	Daiwa Capital Mkt	HSI R Bull CBBC Oct 2012 H	0.250	18,750 per 10,000 units	18,950 per 10,000 units	2012/10/30	158,000,000	2012/06/18
62914	Daiwa Capital Mkt	HSI R Bull CBBC Oct 2012 I	0.250	18,400 per 10,000 units	18,600 per 10,000 units	2012/10/30	158,000,000	2012/06/18
62915	Goldman Sachs SP (Asia)	HSI R Bull CBBC Sep 2012 J	0.254	18,388 per 10,000 units	18,538 per 10,000 units	2012/09/27	150,000,000	2012/06/18
62916	Goldman Sachs SP (Asia)	HSI R Bull CBBC Sep 2012 K	0.254	18,588 per 10,000 units	18,788 per 10,000 units	2012/09/27	150,000,000	2012/06/18
62883	HK Bank	China Mobile R Bull CBBC Jan 2013 A	0.250	70.88 per 100 units	73.88 per 100 units	2013/01/28	100,000,000	2012/06/18
62884	HK Bank	China Mobile R Bull CBBC Jan 2013 B	0.250	66.88 per 100 units	69.88 per 100 units	2013/01/28	100,000,000	2012/06/18
62885	HK Bank	China Mobile R Bull CBBC Jan 2013 C	0.250	63.88 per 100 units	66.88 per 100 units	2013/01/28	100,000,000	2012/06/18
62882	HK Bank	China Mobile R Bear CBBC Dec 2012 F	0.250	83.88 per 100 units	80.88 per 100 units	2012/12/18	60,000,000	2012/06/18
62879	HK Bank	A50 R Bear CBBC Nov 2012 D	0.250	11.38	11.08	2012/11/28	60,000,000	2012/06/18
62880	HK Bank	A50 R Bear CBBC Nov 2012 E	0.250	11.18	10.88	2012/11/26	60,000,000	2012/06/18

Newly listed callable bull/bear contracts in 2012 (continued)

Code	Issuer	Name of issue	Issue prices (HK\$)	Strike price (HKD) / Strike level per 10 units	Call price (HKD) / Call level per 10 units	Expiry date	No. of issue (units)	Listing date
62887	HK Bank	ICBC R Bear CBBC Dec 2012 B	0.250	5.68	5.38	2012/12/18	50,000,000	2012/06/18
62888	HK Bank	ICBC R Bear CBBC Dec 2012 C	0.250	5.18	4.88	2012/12/28	50,000,000	2012/06/18
62908	SGA Societe Generale Acceptance N.V.	HSI R Bull CBBC Nov 12W	0.250	18,650 per 8,000 units	18,850 per 8,000 units	2012/11/29	200,000,000	2012/06/18
62926	SGA Societe Generale Acceptance N.V.	HSI R Bull CBBC Nov 12X	0.250	18,750 per 8,000 units	18,950 per 8,000 units	2012/11/29	200,000,000	2012/06/18
62894	SGA Societe Generale Acceptance N.V.	HSI R Bear CBBC Oct 12A	0.250	19,150 per 10,000 units	18,950 per 10,000 units	2012/10/30	200,000,000	2012/06/18
62901	SGA Societe Generale Acceptance N.V.	HSI R Bear CBBC Oct 12B	0.250	19,050 per 10,000 units	18,850 per 10,000 units	2012/10/30	200,000,000	2012/06/18
62909	SGA Societe Generale Acceptance N.V.	HSI R Bear CBBC Nov 12C	0.250	19,300 per 10,000 units	19,100 per 10,000 units	2012/11/29	200,000,000	2012/06/18
62922	UBS AG	China Life R Bull CBBC Nov 2012 A	0.250	16.88	17.88	2012/11/26	100,000,000	2012/06/18
62921	UBS AG	A50 China R Bear CBBC Nov 2012 A	0.250	11.3	11	2012/11/19	100,000,000	2012/06/18
62925	UBS AG	HSBC R Bull CBBC Nov 2012 B	0.250	57 per 100 units	60 per 100 units	2012/11/19	100,000,000	2012/06/18
62920	UBS AG	HSI R Bull CBBC Oct 2012 A	0.250	18,750 per 10,000 units	18,950 per 10,000 units	2012/10/30	300,000,000	2012/06/18
62918	UBS AG	HSI R Bull CBBC Oct 2012 X	0.250	18,400 per 10,000 units	18,600 per 10,000 units	2012/10/30	300,000,000	2012/06/18
62919	UBS AG	HSI R Bull CBBC Nov 2012 I	0.250	18,600 per 10,000 units	18,800 per 10,000 units	2012/11/29	300,000,000	2012/06/18
62910	UBS AG	HSI R Bear CBBC Sep 2012 J	0.250	19,100 per 10,000 units	18,900 per 10,000 units	2012/09/27	300,000,000	2012/06/18
62903	UBS AG	HSI R Bear CBBC Oct 2012 J	0.250	18,850 per 10,000 units	18,650 per 10,000 units	2012/10/30	300,000,000	2012/06/18
62923	UBS AG	ICBC R Bear CBBC Dec 2012 A	0.250	5.3	5	2012/12/03	100,000,000	2012/06/18
62924	UBS AG	TCH R Bull CBBC Dec 2012 A	0.295	202 per 100 units	210 per 100 units	2012/12/03	100,000,000	2012/06/18
69614 #	HK Bank	BOCL R Bull CBBC Dec 2012 A	0.071	2.1	2.28	2012/12/18	150,000,000	2012/06/18
62943	Credit Suisse AG	HSI R Bull CBBC Nov 2012 O	0.250	18,650 per 10,000 units	18,850 per 10,000 units	2012/11/29	400,000,000	2012/06/19
62944	Credit Suisse AG	HSI R Bull CBBC Nov 2012 Y	0.250	18,450 per 10,000 units	18,650 per 10,000 units	2012/11/29	400,000,000	2012/06/19
62950	Credit Suisse AG	HSI R Bear CBBC Nov 2012 C	0.250	19,050 per 10,000 units	18,850 per 10,000 units	2012/11/29	400,000,000	2012/06/19
62952	Daiwa Capital Mkt	HSI R Bull CBBC Dec 2012 C	0.250	18,000 per 10,000 units	18,200 per 10,000 units	2012/12/28	158,000,000	2012/06/19
62934	HK Bank	CC Bank R Bear CBBC Dec 2012 B	0.250	6.3	6	2012/12/18	50,000,000	2012/06/19
62937	HK Bank	CC Bank R Bear CBBC Dec 2012 C	0.250	6	5.7	2012/12/21	50,000,000	2012/06/19
62931	HK Bank	HSI R Bull CBBC Jan 2013 C	0.250	18,188 per 15,000 units	18,588 per 15,000 units	2013/01/30	200,000,000	2012/06/19
62940	HK Bank	Hutchison R Bull CBBC Jan 2013 A	0.250	56.88 per 100 units	59.88 per 100 units	2013/01/28	80,000,000	2012/06/19
62938	HK Bank	Hutchison R Bear CBBC Dec 2012 A	0.250	72.88 per 100 units	69.88 per 100 units	2012/12/12	60,000,000	2012/06/19
62939	HK Bank	Hutchison R Bear CBBC Dec 2012 B	0.250	69.88 per 100 units	66.88 per 100 units	2012/12/20	60,000,000	2012/06/19
62941	HK Bank	TCH R Bull CBBC Jan 2013 A	0.300	204.88 per 100 units	212.88 per 100 units	2013/01/16	60,000,000	2012/06/19
62942	HK Bank	TCH R Bear CBBC Dec 2012 D	0.300	256.88 per 100 units	248.88 per 100 units	2012/12/21	50,000,000	2012/06/19
62930	J P Morgan SP BV	HSI R Bull CBBC Mar 2013 F	0.250	18,400 per 10,000 units	18,600 per 10,000 units	2013/03/27	300,000,000	2012/06/19
62929	J P Morgan SP BV	HSI R Bear CBBC Mar 2013 A	0.250	21,200 per 10,000 units	21,000 per 10,000 units	2013/03/27	300,000,000	2012/06/19
62945	UBS AG	HSI R Bull CBBC Dec 2012 F	0.250	18,500 per 10,000 units	18,700 per 10,000 units	2012/12/28	300,000,000	2012/06/19
62948	UBS AG	HSI R Bull CBBC Dec 2012 G	0.250	18,700 per 10,000 units	18,900 per 10,000 units	2012/12/28	300,000,000	2012/06/19
62951	UBS AG	HSI R Bear CBBC Nov 2012 P	0.250	19,050 per 10,000 units	18,850 per 10,000 units	2012/11/29	300,000,000	2012/06/19
62983	BNP Paribas Arbit Issu B.V.	HSI R Bull CBBC Apr 2013 I	0.250	18,800 per 10,000 units	19,000 per 10,000 units	2013/04/29	200,000,000	2012/06/20
62974	Credit Suisse AG	HSI R Bull CBBC Nov 2012 A	0.250	18,826 per 10,000 units	19,026 per 10,000 units	2012/11/29	400,000,000	2012/06/20
62975	Credit Suisse AG	HSI R Bull CBBC Nov 2012 D	0.250	18,800 per 12,000 units	19,000 per 12,000 units	2012/11/29	400,000,000	2012/06/20
62970	Credit Suisse AG	HSI R Bull CBBC Nov 2012 G	0.250	18,490 per 10,000 units	18,690 per 10,000 units	2012/11/29	400,000,000	2012/06/20
62969	Credit Suisse AG	HSI R Bull CBBC Nov 2012 Z	0.250	18,720 per 10,000 units	18,920 per 10,000 units	2012/11/29	400,000,000	2012/06/20
62964	Credit Suisse AG	HSI R Bear CBBC Nov 2012 G	0.250	19,150 per 10,000 units	18,950 per 10,000 units	2012/11/29	400,000,000	2012/06/20
62972	Daiwa Capital Mkt	HSI R Bear CBBC Nov 2012 A	0.250	19,200 per 10,000 units	19,000 per 10,000 units	2012/11/29	158,000,000	2012/06/20
62963	HK Bank	Anhui Conch R Bull CBBC Jan 2013 A	0.450	17.88	19.88	2013/01/18	50,000,000	2012/06/20

Newly listed callable bull/bear contracts in 2012 (continued)

Code	Issuer	Name of issue	Issue prices (HK\$)	Strike price (HKD) / Strike level per 10 units	Call price (HKD) / Call level per 10 units	Expiry date	No. of issue (units)	Listing date
62959	HK Bank	BOCL R Bear CBBC Mar 2013 A	0.250	3.46	3.28	2013/03/20	50,000,000	2012/06/20
62960	HK Bank	BOCL R Bear CBBC Mar 2013 B	0.250	3.16	2.98	2013/03/26	50,000,000	2012/06/20
62958	HK Bank	China Life R Bull CBBC Jan 2013 B	0.250	16.68	17.68	2013/01/10	60,000,000	2012/06/20
62962	HK Bank	Evergrande R Bull CBBC Apr 2013 A	0.250	2.48	2.88	2013/04/18	60,000,000	2012/06/20
62953	SGA Societe Generale Acceptance N.V.	HSI R Bull CBBC Dec 12N	0.250	18,400 per 10,000 units	18,600 per 10,000 units	2012/12/28	200,000,000	2012/06/20
62954	SGA Societe Generale Acceptance N.V.	HSI R Bull CBBC Dec 12O	0.250	18,600 per 10,000 units	18,800 per 10,000 units	2012/12/28	200,000,000	2012/06/20
62957	SGA Societe Generale Acceptance N.V.	HSI R Bear CBBC Oct 12X	0.250	19,800 per 15,000 units	19,600 per 15,000 units	2012/10/30	200,000,000	2012/06/20
62956	SGA Societe Generale Acceptance N.V.	HSI R Bear CBBC Nov 12D	0.250	19,200 per 10,000 units	19,000 per 10,000 units	2012/11/29	200,000,000	2012/06/20
62966	UBS AG	ABC R Bull CBBC Apr 2013 A	0.250	2.25	2.5	2013/04/15	100,000,000	2012/06/20
62982	UBS AG	CC Bank R Bear CBBC Dec 2012 A	0.250	6.3	6	2012/12/03	100,000,000	2012/06/20
62977	UBS AG	China Life R Bull CBBC Nov 2012 B	0.250	17.88	18.88	2012/11/05	100,000,000	2012/06/20
62981	UBS AG	China Shenhua R Bull CBBC Dec 2012 A	0.390	22.88	24.88	2012/12/10	100,000,000	2012/06/20
62976	UBS AG	HSI R Bull CBBC Nov 2012 J	0.250	18,800 per 10,000 units	19,000 per 10,000 units	2012/11/29	300,000,000	2012/06/20
62971	UBS AG	HSI R Bull CBBC Jan 2013 V	0.250	18,650 per 10,000 units	18,850 per 10,000 units	2013/01/30	300,000,000	2012/06/20
62965	UBS AG	HSI R Bear CBBC Dec 2012 H	0.250	19,150 per 10,000 units	18,950 per 10,000 units	2012/12/28	300,000,000	2012/06/20
62968	UBS AG	Hutchison R Bear CBBC Nov 2012 A	0.250	73 per 100 units	70 per 100 units	2012/11/19	100,000,000	2012/06/20
62980	UBS AG	ICBC R Bear CBBC Dec 2012 B	0.250	5.05	4.75	2012/12/03	100,000,000	2012/06/20
62979	UBS AG	Ping An R Bull CBBC Nov 2012 B	0.250	50.20 per 100 units	55 per 100 units	2012/11/26	100,000,000	2012/06/20
62978	UBS AG	Ping An R Bear CBBC Dec 2012 B	0.250	74.80 per 100 units	70 per 100 units	2012/12/24	100,000,000	2012/06/20
62988	BNP Paribas Arbit Issu B.V.	HSI R Bear CBBC Sep 2012 D	0.250	19,200 per 10,000 units	19,000 per 10,000 units	2012/09/27	200,000,000	2012/06/21
62986	Credit Suisse AG	HSI R Bull CBBC Nov 2012 E	0.250	18,600 per 10,000 units	18,800 per 10,000 units	2012/11/29	400,000,000	2012/06/21
62987	Credit Suisse AG	HSI R Bear CBBC Nov 2012 V	0.250	19,200 per 10,000 units	19,000 per 10,000 units	2012/11/29	400,000,000	2012/06/21
62989	Daiwa Capital Mkt	HSI R Bear CBBC Nov 2012 B	0.250	19,018 per 10,000 units	18,818 per 10,000 units	2012/11/29	158,000,000	2012/06/21
62984	HK Bank	CNBM R Bull CBBC Jan 2013 A	0.300	6.48	7.28	2013/01/18	50,000,000	2012/06/21
62985	Merrill Lynch Int'l & Co. C.V.	HSI R Bull CBBC Dec 2012 D	0.250	18,200 per 10,000 units	18,400 per 10,000 units	2012/12/28	40,000,000	2012/06/21
62990	UBS AG	HSI R Bear CBBC Oct 2012 M	0.250	19,200 per 10,000 units	19,000 per 10,000 units	2012/10/30	300,000,000	2012/06/21
63008	BNP Paribas Arbit Issu B.V.	HSI R Bull CBBC Apr 2013 J	0.250	19,000 per 10,000 units	19,200 per 10,000 units	2013/04/29	200,000,000	2012/06/22
63010	BNP Paribas Arbit Issu B.V.	HSI R Bull CBBC Apr 2013 K	0.250	18,900 per 10,000 units	19,100 per 10,000 units	2013/04/29	200,000,000	2012/06/22
63000	BNP Paribas Arbit Issu B.V.	HSI R Bear CBBC Sep 2012 N	0.250	19,300 per 10,000 units	19,100 per 10,000 units	2012/09/27	200,000,000	2012/06/22
63003	BNP Paribas Arbit Issu B.V.	HSI R Bear CBBC Sep 2012 O	0.250	19,400 per 10,000 units	19,200 per 10,000 units	2012/09/27	200,000,000	2012/06/22
63004	Credit Suisse AG	HSI R Bull CBBC Nov 2012 F	0.250	18,900 per 10,000 units	19,100 per 10,000 units	2012/11/29	400,000,000	2012/06/22
63005	Credit Suisse AG	HSI R Bull CBBC Nov 2012 H	0.250	19,000 per 12,000 units	19,200 per 12,000 units	2012/11/29	400,000,000	2012/06/22
63006	Credit Suisse AG	HSI R Bull CBBC Nov 2012 I	0.250	19,033 per 10,000 units	19,233 per 10,000 units	2012/11/29	400,000,000	2012/06/22
62996	Credit Suisse AG	HSI R Bear CBBC Nov 2012 W	0.250	19,250 per 10,000 units	19,050 per 10,000 units	2012/11/29	400,000,000	2012/06/22
62997	Credit Suisse AG	HSI R Bear CBBC Nov 2012 X	0.250	19,010 per 10,000 units	18,810 per 10,000 units	2012/11/29	400,000,000	2012/06/22
63001	Credit Suisse AG	HSI R Bear CBBC Nov 2012 Y	0.250	19,400 per 10,000 units	19,200 per 10,000 units	2012/11/29	400,000,000	2012/06/22
63007	Daiwa Capital Mkt	HSI R Bull CBBC Nov 2012 C	0.250	19,028 per 10,000 units	19,228 per 10,000 units	2012/11/29	158,000,000	2012/06/22
63011	Goldman Sachs SP (Asia)	HSI R Bull CBBC Sep 2012 L	0.264	18,588 per 10,000 units	18,788 per 10,000 units	2012/09/27	150,000,000	2012/06/22
63012	Goldman Sachs SP (Asia)	HSI R Bull CBBC Sep 2012 M	0.259	18,788 per 10,000 units	18,988 per 10,000 units	2012/09/27	150,000,000	2012/06/22
63014	Goldman Sachs SP (Asia)	HSI R Bull CBBC Sep 2012 N	0.261	18,988 per 10,000 units	19,188 per 10,000 units	2012/09/27	150,000,000	2012/06/22
62991	HK Bank	ABC R Bull CBBC May 2013 B	0.250	2.03	2.28	2013/05/16	60,000,000	2012/06/22
62993	HK Bank	ABC R Bear CBBC Jan 2013 B	0.250	3.83	3.58	2013/01/22	50,000,000	2012/06/22

Newly listed callable bull/bear contracts in 2012 (continued)

Code	Issuer	Name of issue	Issue prices (HK\$)	Strike price (HKD) / Strike level per 10 units	Call price (HKD) / Call level per 10 units	Expiry date	No. of issue (units)	Listing date
62992	HK Bank	ABC R Bear CBBC Mar 2013 A	0.250	3.53	3.28	2013/03/18	50,000,000	2012/06/22
62995	HK Bank	CC Bank R Bull CBBC Jan 2013 A	0.250	4.38	4.68	2013/01/18	60,000,000	2012/06/22
62994	HK Bank	ICBC R Bull CBBC Mar 2013 A	0.250	2.98	3.28	2013/03/08	60,000,000	2012/06/22
63018	J P Morgan SP BV	HSI R Bull CBBC Mar 2013 G	0.250	19,000 per 10,000 units	19,200 per 10,000 units	2013/03/27	300,000,000	2012/06/22
63019	J P Morgan SP BV	HSI R Bull CBBC Mar 2013 H	0.250	18,800 per 10,000 units	19,000 per 10,000 units	2013/03/27	300,000,000	2012/06/22
63022	J P Morgan SP BV	HSI R Bull CBBC Mar 2013 I	0.250	18,600 per 10,000 units	18,800 per 10,000 units	2013/03/27	300,000,000	2012/06/22
63017	UBS AG	HSI R Bull CBBC Oct 2012 H	0.250	19,000 per 10,000 units	19,200 per 10,000 units	2012/10/30	300,000,000	2012/06/22
63016	UBS AG	HSI R Bull CBBC Dec 2012 M	0.250	18,850 per 10,000 units	19,050 per 10,000 units	2012/12/28	300,000,000	2012/06/22
63002	UBS AG	HSI R Bear CBBC Sep 2012 I	0.250	19,400 per 10,000 units	19,200 per 10,000 units	2012/09/27	300,000,000	2012/06/22
62998	UBS AG	HSI R Bear CBBC Sep 2012 L	0.250	19,250 per 10,000 units	19,050 per 10,000 units	2012/09/27	300,000,000	2012/06/22
62999	UBS AG	HSI R Bear CBBC Sep 2012 N	0.250	19,010 per 10,000 units	18,810 per 10,000 units	2012/09/27	300,000,000	2012/06/22
62299	BNP Paribas Arbit Issu B.V.	HSI R Bull CBBC Apr 2013 L	0.250	19,300 per 10,000 units	19,500 per 10,000 units	2013/04/29	200,000,000	2012/06/25
62323	BNP Paribas Arbit Issu B.V.	HSI R Bull CBBC Apr 2013 M	0.250	19,200 per 10,000 units	19,400 per 10,000 units	2013/04/29	200,000,000	2012/06/25
62382	BNP Paribas Arbit Issu B.V.	HSI R Bull CBBC Apr 2013 N	0.250	19,100 per 10,000 units	19,300 per 10,000 units	2013/04/29	200,000,000	2012/06/25
63024	BNP Paribas Arbit Issu B.V.	HSI R Bear CBBC Sep 2012 A	0.250	19,600 per 10,000 units	19,400 per 10,000 units	2012/09/27	200,000,000	2012/06/25
63025	BNP Paribas Arbit Issu B.V.	HSI R Bear CBBC Sep 2012 B	0.250	19,500 per 10,000 units	19,300 per 10,000 units	2012/09/27	200,000,000	2012/06/25
63023	BNP Paribas Arbit Issu B.V.	HSI R Bear CBBC Sep 2012 Z	0.250	19,700 per 10,000 units	19,500 per 10,000 units	2012/09/27	200,000,000	2012/06/25
62016	Credit Suisse AG	HSI R Bull CBBC Sep 2012 K	0.250	18,950 per 10,000 units	19,150 per 10,000 units	2012/09/27	400,000,000	2012/06/25
61966	Credit Suisse AG	HSI R Bull CBBC Sep 2012 L	0.250	19,332 per 10,000 units	19,532 per 10,000 units	2012/09/27	400,000,000	2012/06/25
61967	Credit Suisse AG	HSI R Bull CBBC Sep 2012 V	0.250	19,300 per 12,000 units	19,500 per 12,000 units	2012/09/27	400,000,000	2012/06/25
62015	Credit Suisse AG	HSI R Bull CBBC Sep 2012 W	0.250	19,200 per 10,000 units	19,400 per 10,000 units	2012/09/27	400,000,000	2012/06/25
62036	Credit Suisse AG	HSI R Bull CBBC Sep 2012 X	0.250	18,790 per 10,000 units	18,990 per 10,000 units	2012/09/27	400,000,000	2012/06/25
63026	Credit Suisse AG	HSI R Bear CBBC Sep 2012 C	0.250	19,450 per 10,000 units	19,250 per 10,000 units	2012/09/27	400,000,000	2012/06/25
63027	Credit Suisse AG	HSI R Bear CBBC Sep 2012 K	0.250	19,600 per 10,000 units	19,400 per 10,000 units	2012/09/27	400,000,000	2012/06/25
63028	Credit Suisse AG	HSI R Bear CBBC Sep 2012 R	0.250	19,750 per 10,000 units	19,550 per 10,000 units	2012/09/27	400,000,000	2012/06/25
60706	Daiwa Capital Mkt	HSI R Bear CBBC Nov 2012 C	0.250	19,488 per 10,000 units	19,288 per 10,000 units	2012/11/29	158,000,000	2012/06/25
62426	Goldman Sachs SP (Asia)	HSI R Bull CBBC Sep 2012 O	0.254	19,188 per 10,000 units	19,388 per 10,000 units	2012/09/27	150,000,000	2012/06/25
63051	HK Bank	China Mobile R Bull CBBC Feb 2013 A	0.250	73.88 per 100 units	76.88 per 100 units	2013/02/26	100,000,000	2012/06/25
63054	HK Bank	CNOOC R Bull CBBC Feb 2013 A	0.250	13.18	13.98	2013/02/06	50,000,000	2012/06/25
63053	HK Bank	CNOOC R Bear CBBC Jan 2013 A	0.400	18.88	18.08	2013/01/16	50,000,000	2012/06/25
62136	HK Bank	HKEEx R Bull CBBC Dec 2012 A	0.250	86.88 per 100 units	92.88 per 100 units	2012/12/28	60,000,000	2012/06/25
62257	HK Bank	HKEEx R Bull CBBC Dec 2012 B	0.250	96.88 per 100 units	102.88 per 100 units	2012/12/28	60,000,000	2012/06/25
62052	HK Bank	HKEEx R Bear CBBC Dec 2012 B	0.300	134.88 per 100 units	128.88 per 100 units	2012/12/28	50,000,000	2012/06/25
62124	HK Bank	HKEEx R Bear CBBC Dec 2012 C	0.250	124.88 per 100 units	118.88 per 100 units	2012/12/28	50,000,000	2012/06/25
63048	HK Bank	HSI R Bull CBBC Jan 2013 D	0.250	18,788 per 15,000 units	19,188 per 15,000 units	2013/01/30	200,000,000	2012/06/25
63049	HK Bank	HSI R Bull CBBC Jan 2013 E	0.250	18,488 per 15,000 units	18,888 per 15,000 units	2013/01/30	200,000,000	2012/06/25
63056	HK Bank	PetCh R Bull CBBC Jan 2013 A	0.250	9.08	9.48	2013/01/28	50,000,000	2012/06/25
63055	HK Bank	PetCh R Bear CBBC Dec 2012 A	0.250	12.28	11.88	2012/12/20	50,000,000	2012/06/25
62287	SGA Societe Generale Acceptance N.V.	HSI R Bull CBBC Nov 12H	0.250	19,150 per 8,000 units	19,350 per 8,000 units	2012/11/29	200,000,000	2012/06/25
63029	SGA Societe Generale Acceptance N.V.	HSI R Bull CBBC Nov 12I	0.250	18,950 per 8,000 units	19,150 per 8,000 units	2012/11/29	200,000,000	2012/06/25
62288	SGA Societe Generale Acceptance N.V.	HSI R Bull CBBC Nov 12K	0.250	19,050 per 8,000 units	19,250 per 8,000 units	2012/11/29	200,000,000	2012/06/25
63034	SGA Societe Generale Acceptance N.V.	HSI R Bull CBBC Nov 12U	0.250	18,850 per 8,000 units	19,050 per 8,000 units	2012/11/29	200,000,000	2012/06/25
62259	SGA Societe Generale Acceptance N.V.	HSI R Bull CBBC Nov 12V	0.250	19,250 per 8,000 units	19,450 per 8,000 units	2012/11/29	200,000,000	2012/06/25

Newly listed callable bull/bear contracts in 2012 (continued)

Code	Issuer	Name of issue	Issue prices (HK\$)	Strike price (HKD) / Strike level per 10 units	Call price (HKD) / Call level per 10 units	Expiry date	No. of issue (units)	Listing date
63044	SGA Societe Generale Acceptance N.V.	HSI R Bear CBBC Oct 12P	0.250	19,600 per 10,000 units	19,400 per 10,000 units	2012/10/30	200,000,000	2012/06/25
63045	SGA Societe Generale Acceptance N.V.	HSI R Bear CBBC Oct 12Q	0.250	19,700 per 10,000 units	19,500 per 10,000 units	2012/10/30	200,000,000	2012/06/25
63042	SGA Societe Generale Acceptance N.V.	HSI R Bear CBBC Oct 12Y	0.250	19,500 per 10,000 units	19,300 per 10,000 units	2012/10/30	200,000,000	2012/06/25
62532	UBS AG	Anhui Conch R Bull CBBC Jan 2013 A	0.500	18	20	2013/01/14	20,000,000	2012/06/25
62447	UBS AG	China Life R Bear CBBC Dec 2012 A	0.250	21.88	20.88	2012/12/10	100,000,000	2012/06/25
62516	UBS AG	CNBM R Bull CBBC Jan 2013 A	0.250	7.2	8	2013/01/14	50,000,000	2012/06/25
62512	UBS AG	CNBM R Bear CBBC Feb 2013 A	0.250	11.3	10.5	2013/02/18	50,000,000	2012/06/25
62486	UBS AG	Evergrande R Bull CBBC Apr 2013 A	0.250	3.48	3.88	2013/04/15	50,000,000	2012/06/25
62385	UBS AG	HSI R Bull CBBC Nov 2012 L	0.250	19,100 per 10,000 units	19,300 per 10,000 units	2012/11/29	300,000,000	2012/06/25
62425	UBS AG	HSI R Bull CBBC Nov 2012 O	0.250	19,300 per 10,000 units	19,500 per 10,000 units	2012/11/29	300,000,000	2012/06/25
62383	UBS AG	HSI R Bull CBBC Jan 2013 W	0.250	18,900 per 10,000 units	19,100 per 10,000 units	2013/01/30	300,000,000	2012/06/25
60720	UBS AG	HSI R Bear CBBC Sep 2012 M	0.250	19,700 per 10,000 units	19,500 per 10,000 units	2012/09/27	300,000,000	2012/06/25
61905	UBS AG	HSI R Bear CBBC Oct 2012 I	0.250	19,450 per 10,000 units	19,250 per 10,000 units	2012/10/30	300,000,000	2012/06/25
62444	UBS AG	TCH R Bull CBBC Dec 2012 B	0.250	212 per 100 units	220 per 100 units	2012/12/10	100,000,000	2012/06/25
62905	BNP Paribas Arbit Issu B.V.	HSI R Bull CBBC Apr 2013 O	0.250	17,700 per 10,000 units	17,900 per 10,000 units	2013/04/29	200,000,000	2012/06/26
62927	BNP Paribas Arbit Issu B.V.	HSI R Bull CBBC Apr 2013 P	0.250	17,800 per 10,000 units	18,000 per 10,000 units	2013/04/29	200,000,000	2012/06/26
62771	Credit Suisse AG	HSI R Bull CBBC Sep 2012 Y	0.250	19,150 per 10,000 units	19,350 per 10,000 units	2012/09/27	400,000,000	2012/06/26
62748	Credit Suisse AG	HSI R Bull CBBC Nov 2012 J	0.250	17,750 per 10,000 units	17,950 per 10,000 units	2012/11/29	400,000,000	2012/06/26
62775	Credit Suisse AG	HSI R Bear CBBC Sep 2012 I	0.250	19,700 per 10,000 units	19,500 per 10,000 units	2012/09/27	400,000,000	2012/06/26
62928	Credit Suisse AG	TCH R Bull CBBC Oct 2012 E	0.250	216 per 100 units	224 per 100 units	2012/10/31	60,000,000	2012/06/26
62932	Credit Suisse AG	TCH R Bull CBBC Oct 2012 F	0.250	222 per 100 units	230 per 100 units	2012/10/31	60,000,000	2012/06/26
62933	Credit Suisse AG	TCH R Bull CBBC Oct 2012 G	0.250	227 per 100 units	235 per 100 units	2012/10/31	60,000,000	2012/06/26
62946	Credit Suisse AG	TCH R Bear CBBC Oct 2012 F	0.250	248 per 100 units	240 per 100 units	2012/10/31	60,000,000	2012/06/26
62881	HK Bank	China Mobile R Bear CBBC Dec 2012 G	0.250	89.88 per 100 units	86.88 per 100 units	2012/12/28	50,000,000	2012/06/26
62796	HK Bank	CC Bank R Bear CBBC Dec 2012 D	0.250	6.9	6.6	2012/12/28	50,000,000	2012/06/26
62834	HK Bank	China Life R Bear CBBC Dec 2012 E	0.420	23.68	22.68	2012/12/28	50,000,000	2012/06/26
62815	HK Bank	A50 R Bear CBBC Feb 2013 A	0.250	11.98	11.68	2013/02/25	50,000,000	2012/06/26
62788	HK Bank	HSI R Bull CBBC Jan 2013 F	0.250	18,688 per 20,000 units	19,088 per 20,000 units	2013/01/30	200,000,000	2012/06/26
62876	HK Bank	Hutchison R Bull CBBC Jan 2013 B	0.250	59.88 per 100 units	62.88 per 100 units	2013/01/21	80,000,000	2012/06/26
62604	Merrill Lynch Int'l & Co. C.V.	HSI R Bull CBBC Dec 2012 E	0.250	18,800 per 10,000 units	19,000 per 10,000 units	2012/12/28	60,000,000	2012/06/26
62605	Merrill Lynch Int'l & Co. C.V.	HSI R Bull CBBC Dec 2012 F	0.250	18,500 per 10,000 units	18,700 per 10,000 units	2012/12/28	60,000,000	2012/06/26
62724	Merrill Lynch Int'l & Co. C.V.	HSI R Bull CBBC Dec 2012 G	0.250	18,000 per 10,000 units	18,200 per 10,000 units	2012/12/28	60,000,000	2012/06/26
62886	UBS AG	HSI R Bull CBBC Oct 2012 K	0.250	19,200 per 10,000 units	19,400 per 10,000 units	2012/10/30	300,000,000	2012/06/26
62947	UBS AG	HSI R Bear CBBC Oct 2012 K	0.250	19,600 per 10,000 units	19,400 per 10,000 units	2012/10/30	300,000,000	2012/06/26
63281	Credit Suisse AG	HSI R Bull CBBC Sep 2012 D	0.250	19,280 per 10,000 units	19,480 per 10,000 units	2012/09/27	400,000,000	2012/06/27
63253	Credit Suisse AG	HSI R Bull CBBC Sep 2012 Z	0.250	19,100 per 10,000 units	19,300 per 10,000 units	2012/09/27	400,000,000	2012/06/27
63238	Credit Suisse AG	HSI R Bear CBBC Sep 2012 J	0.250	19,650 per 10,000 units	19,450 per 10,000 units	2012/09/27	400,000,000	2012/06/27
63239	Credit Suisse AG	HSI R Bear CBBC Sep 2012 O	0.250	19,850 per 10,000 units	19,650 per 10,000 units	2012/09/27	400,000,000	2012/06/27
63657	Citigroup Global Mkt H Inc.	HSI R Bull CBBC Dec 2012 A	0.250	18,000 per 10,000 units	18,200 per 10,000 units	2012/12/28	150,000,000	2012/06/27
63679	Citigroup Global Mkt H Inc.	HSI R Bull CBBC Dec 2012 B	0.250	18,200 per 10,000 units	18,400 per 10,000 units	2012/12/28	150,000,000	2012/06/27
63701	Citigroup Global Mkt H Inc.	HSI R Bull CBBC Dec 2012 C	0.250	18,400 per 10,000 units	18,600 per 10,000 units	2012/12/28	150,000,000	2012/06/27
63765	Citigroup Global Mkt H Inc.	HSI R Bull CBBC Dec 2012 D	0.250	18,600 per 10,000 units	18,800 per 10,000 units	2012/12/28	150,000,000	2012/06/27
63768	Citigroup Global Mkt H Inc.	HSI R Bull CBBC Dec 2012 E	0.250	18,800 per 10,000 units	19,000 per 10,000 units	2012/12/28	150,000,000	2012/06/27

Newly listed callable bull/bear contracts in 2012 (continued)

Code	Issuer	Name of issue	Issue prices (HK\$)	Strike price (HKD) / Strike level per 10 units	Call price (HKD) / Call level per 10 units	Expiry date	No. of issue (units)	Listing date
63841	Citigroup Global Mkt H Inc.	HSI R Bear CBBC Sep 2012 A	0.250	21,000 per 10,000 units	20,800 per 10,000 units	2012/09/27	150,000,000	2012/06/27
63856	Citigroup Global Mkt H Inc.	HSI R Bear CBBC Sep 2012 B	0.250	20,800 per 10,000 units	20,600 per 10,000 units	2012/09/27	150,000,000	2012/06/27
63859	Citigroup Global Mkt H Inc.	HSI R Bear CBBC Sep 2012 C	0.250	20,600 per 10,000 units	20,400 per 10,000 units	2012/09/27	150,000,000	2012/06/27
63862	Citigroup Global Mkt H Inc.	HSI R Bear CBBC Sep 2012 D	0.250	20,400 per 10,000 units	20,200 per 10,000 units	2012/09/27	150,000,000	2012/06/27
63867	Citigroup Global Mkt H Inc.	HSI R Bear CBBC Sep 2012 E	0.250	20,200 per 10,000 units	20,000 per 10,000 units	2012/09/27	150,000,000	2012/06/27
63456	Daiwa Capital Mkt	HSI R Bull CBBC Nov 2012 D	0.250	19,318 per 10,000 units	19,518 per 10,000 units	2012/11/29	158,000,000	2012/06/27
63190	HK Bank	HSI R Bear CBBC Jan 2013 E	0.250	19,888 per 15,000 units	19,488 per 15,000 units	2013/01/30	200,000,000	2012/06/27
63161	HK Bank	TCH R Bull CBBC Jan 2013 B	0.250	214.88 per 100 units	222.88 per 100 units	2013/01/21	50,000,000	2012/06/27
63162	HK Bank	TCH R Bear CBBC Dec 2012 E	0.400	274.88 per 100 units	266.88 per 100 units	2012/12/24	50,000,000	2012/06/27
63167	HK Bank	TCH R Bear CBBC Dec 2012 F	0.480	284.88 per 100 units	276.88 per 100 units	2012/12/24	50,000,000	2012/06/27
62955	SGA Societe Generale Acceptance N.V.	HSI R Bull CBBC Oct 12O	0.295	17,200 per 10,000 units	17,400 per 10,000 units	2012/10/30	200,000,000	2012/06/27
63009	SGA Societe Generale Acceptance N.V.	HSI R Bull CBBC Oct 12P	0.285	17,300 per 10,000 units	17,500 per 10,000 units	2012/10/30	200,000,000	2012/06/27
63020	SGA Societe Generale Acceptance N.V.	HSI R Bull CBBC Oct 12Q	0.275	17,400 per 10,000 units	17,600 per 10,000 units	2012/10/30	200,000,000	2012/06/27
63076	SGA Societe Generale Acceptance N.V.	HSI R Bull CBBC Oct 12R	0.260	17,500 per 10,000 units	17,700 per 10,000 units	2012/10/30	200,000,000	2012/06/27
63110	SGA Societe Generale Acceptance N.V.	HSI R Bull CBBC Oct 12S	0.250	17,900 per 10,000 units	18,100 per 10,000 units	2012/10/30	200,000,000	2012/06/27
63126	SGA Societe Generale Acceptance N.V.	HSI R Bull CBBC Oct 12T	0.250	18,100 per 10,000 units	18,300 per 10,000 units	2012/10/30	200,000,000	2012/06/27
63127	SGA Societe Generale Acceptance N.V.	HSI R Bull CBBC Oct 12U	0.250	18,300 per 10,000 units	18,500 per 10,000 units	2012/10/30	200,000,000	2012/06/27
63128	SGA Societe Generale Acceptance N.V.	HSI R Bull CBBC Oct 12V	0.250	18,500 per 10,000 units	18,700 per 10,000 units	2012/10/30	200,000,000	2012/06/27
63129	SGA Societe Generale Acceptance N.V.	HSI R Bull CBBC Oct 12W	0.250	18,800 per 10,000 units	19,000 per 10,000 units	2012/10/30	200,000,000	2012/06/27
63142	SGA Societe Generale Acceptance N.V.	HSI R Bull CBBC Oct 12X	0.250	19,000 per 10,000 units	19,200 per 10,000 units	2012/10/30	200,000,000	2012/06/27
63150	SGA Societe Generale Acceptance N.V.	HSI R Bull CBBC Oct 12Y	0.250	19,200 per 10,000 units	19,400 per 10,000 units	2012/10/30	200,000,000	2012/06/27
63282	SGA Societe Generale Acceptance N.V.	HSI R Bear CBBC Dec 12A	0.250	21,200 per 15,000 units	21,000 per 15,000 units	2012/12/28	200,000,000	2012/06/27
63317	SGA Societe Generale Acceptance N.V.	HSI R Bear CBBC Dec 12B	0.250	20,700 per 15,000 units	20,500 per 15,000 units	2012/12/28	200,000,000	2012/06/27
63508	UBS AG	HSBC R Bull CBBC Dec 2012 B	0.250	62 per 100 units	65 per 100 units	2012/12/17	100,000,000	2012/06/27
63610	UBS AG	HSI R Bull CBBC Dec 2012 N	0.250	19,250 per 10,000 units	19,450 per 10,000 units	2012/12/28	300,000,000	2012/06/27
63252	UBS AG	HSI R Bear CBBC Nov 2012 Q	0.250	19,650 per 10,000 units	19,450 per 10,000 units	2012/11/29	300,000,000	2012/06/27
63488	UBS AG	Hutchison R Bull CBBC Dec 2012 B	0.250	62 per 100 units	65 per 100 units	2012/12/10	100,000,000	2012/06/27
63916	Credit Suisse AG	HSI R Bull CBBC Oct 2012 X	0.250	18,990 per 10,000 units	19,190 per 10,000 units	2012/10/30	400,000,000	2012/06/28
63921	Credit Suisse AG	HSI R Bear CBBC Oct 2012 A	0.250	19,550 per 10,000 units	19,350 per 10,000 units	2012/10/30	400,000,000	2012/06/28
63953	Credit Suisse AG	HSI R Bear CBBC Oct 2012 W	0.250	19,480 per 12,000 units	19,280 per 12,000 units	2012/10/30	400,000,000	2012/06/28
63958	Daiwa Capital Mkt	HSI R Bull CBBC Nov 2012 E	0.250	18,550 per 10,000 units	18,750 per 10,000 units	2012/11/29	158,000,000	2012/06/28
63967	Daiwa Capital Mkt	HSI R Bull CBBC Nov 2012 F	0.250	18,200 per 10,000 units	18,400 per 10,000 units	2012/11/29	158,000,000	2012/06/28
63968	Daiwa Capital Mkt	HSI R Bull CBBC Dec 2012 D	0.250	17,800 per 10,000 units	18,000 per 10,000 units	2012/12/28	158,000,000	2012/06/28
63976	Daiwa Capital Mkt	HSI R Bull CBBC Dec 2012 E	0.250	17,400 per 10,000 units	17,600 per 10,000 units	2012/12/28	158,000,000	2012/06/28
63978	Daiwa Capital Mkt	HSI R Bear CBBC Nov 2012 D	0.250	19,600 per 10,000 units	19,400 per 10,000 units	2012/11/29	158,000,000	2012/06/28
63982	Daiwa Capital Mkt	HSI R Bear CBBC Nov 2012 E	0.250	19,750 per 10,000 units	19,550 per 10,000 units	2012/11/29	158,000,000	2012/06/28
63989	Daiwa Capital Mkt	HSI R Bear CBBC Dec 2012 A	0.250	20,300 per 10,000 units	20,100 per 10,000 units	2012/12/28	158,000,000	2012/06/28
63990	Daiwa Capital Mkt	HSI R Bear CBBC Dec 2012 B	0.250	20,600 per 10,000 units	20,400 per 10,000 units	2012/12/28	158,000,000	2012/06/28
63926	Bank of East Asia	China Shenhua R Bull CBBC Jun 2013 A	0.450	22.6	24.6	2013/06/26	60,000,000	2012/06/28
63925	Bank of East Asia	HKEx R Bull CBBC Mar 2013 A	0.250	92.88 per 100 units	98.88 per 100 units	2013/03/22	60,000,000	2012/06/28
63956	Goldman Sachs SP (Asia)	HSI R Bear CBBC Oct 2012 A	0.262	19,638 per 10,000 units	19,438 per 10,000 units	2012/10/30	150,000,000	2012/06/28
63957	Goldman Sachs SP (Asia)	HSI R Bear CBBC Oct 2012 B	0.252	19,438 per 10,000 units	19,288 per 10,000 units	2012/10/30	150,000,000	2012/06/28
63868	HK Bank	AIA R Bull CBBC Jan 2013 B	0.250	23.98	24.98	2013/01/21	50,000,000	2012/06/28

Newly listed callable bull/bear contracts in 2012 (continued)

Code	Issuer	Name of issue	Issue prices (HK\$)	Strike price (HKD) / Strike level per 10 units	Call price (HKD) / Call level per 10 units	Expiry date	No. of issue (units)	Listing date
63874	HK Bank	AIA R Bear CBBC Jan 2013 B	0.380	29.88	28.88	2013/01/28	50,000,000	2012/06/28
63890	HK Bank	A50 R Bull CBBC Dec 2012 B	0.250	9.88	10.18	2012/12/28	60,000,000	2012/06/28
64004	J P Morgan SP BV	HSI R Bull CBBC Mar 2013 J	0.250	18,300 per 10,000 units	18,500 per 10,000 units	2013/03/27	300,000,000	2012/06/28
63992	J P Morgan SP BV	HSI R Bear CBBC Feb 2013 A	0.250	21,000 per 10,000 units	20,800 per 10,000 units	2013/02/27	300,000,000	2012/06/28
63993	J P Morgan SP BV	HSI R Bear CBBC Feb 2013 B	0.250	20,800 per 10,000 units	20,600 per 10,000 units	2013/02/27	300,000,000	2012/06/28
63994	J P Morgan SP BV	HSI R Bear CBBC Feb 2013 C	0.250	20,400 per 10,000 units	20,200 per 10,000 units	2013/02/27	300,000,000	2012/06/28
64003	J P Morgan SP BV	HSI R Bear CBBC Feb 2013 D	0.250	20,200 per 10,000 units	20,000 per 10,000 units	2013/02/27	300,000,000	2012/06/28
63945	UBS AG	Evergrande R Bull CBBC Apr 2013 B	0.250	2.98	3.38	2013/04/29	50,000,000	2012/06/28
63891	UBS AG	HSI R Bull CBBC Jan 2013 X	0.250	19,150 per 10,000 units	19,350 per 10,000 units	2013/01/30	300,000,000	2012/06/28
63991	UBS AG	HSI R Bear CBBC Nov 2012 R	0.250	19,500 per 10,000 units	19,300 per 10,000 units	2012/11/29	300,000,000	2012/06/28
64018	BNP Paribas Arbit Issu B.V.	HSI R Bull CBBC Apr 2013 Q	0.250	18,900 per 10,000 units	19,100 per 10,000 units	2013/04/29	200,000,000	2012/06/29
64020	BNP Paribas Arbit Issu B.V.	HSI R Bull CBBC Apr 2013 R	0.250	18,800 per 10,000 units	19,000 per 10,000 units	2013/04/29	200,000,000	2012/06/29
64131	BNP Paribas Arbit Issu B.V.	HSI R Bear CBBC Oct 2012 I	0.250	19,200 per 10,000 units	19,000 per 10,000 units	2012/10/30	200,000,000	2012/06/29
64030	Credit Suisse AG	HSI R Bull CBBC Oct 2012 L	0.250	19,050 per 10,000 units	19,250 per 10,000 units	2012/10/30	400,000,000	2012/06/29
64033	Credit Suisse AG	HSI R Bull CBBC Oct 2012 M	0.250	18,900 per 10,000 units	19,100 per 10,000 units	2012/10/30	400,000,000	2012/06/29
64126	Credit Suisse AG	HSI R Bear CBBC Oct 2012 G	0.250	19,196 per 10,000 units	18,996 per 10,000 units	2012/10/30	400,000,000	2012/06/29
64128	Credit Suisse AG	HSI R Bear CBBC Oct 2012 K	0.250	19,350 per 10,000 units	19,150 per 10,000 units	2012/10/30	400,000,000	2012/06/29
64129	Credit Suisse AG	HSI R Bear CBBC Oct 2012 R	0.250	19,200 per 12,000 units	19,000 per 12,000 units	2012/10/30	400,000,000	2012/06/29
64125	Credit Suisse AG	HSI R Bear CBBC Oct 2012 Y	0.250	19,500 per 10,000 units	19,300 per 10,000 units	2012/10/30	400,000,000	2012/06/29
64006	HK Bank	China Life R Bull CBBC Dec 2012 D	0.250	17.68	18.68	2012/12/28	80,000,000	2012/06/29
64005	HK Bank	ICBC R Bull CBBC Apr 2013 A	0.250	3.93	4.18	2013/04/18	60,000,000	2012/06/29
64062	SGA Societe Generale Acceptance N.V.	HSI R Bull CBBC Oct 12A	0.250	18,900 per 10,000 units	19,100 per 10,000 units	2012/10/30	200,000,000	2012/06/29
64061	SGA Societe Generale Acceptance N.V.	HSI R Bull CBBC Oct 12B	0.250	18,700 per 10,000 units	18,900 per 10,000 units	2012/10/30	200,000,000	2012/06/29
64060	SGA Societe Generale Acceptance N.V.	HSI R Bull CBBC Oct 12F	0.250	18,200 per 10,000 units	18,400 per 10,000 units	2012/10/30	200,000,000	2012/06/29
64048	SGA Societe Generale Acceptance N.V.	HSI R Bull CBBC Oct 12Z	0.250	18,000 per 10,000 units	18,200 per 10,000 units	2012/10/30	200,000,000	2012/06/29
64063	SGA Societe Generale Acceptance N.V.	HSI R Bull CBBC Dec 12P	0.250	18,000 per 15,000 units	18,200 per 15,000 units	2012/12/28	200,000,000	2012/06/29
64221	SGA Societe Generale Acceptance N.V.	HSI R Bear CBBC Oct 12A	0.250	19,200 per 10,000 units	19,000 per 10,000 units	2012/10/30	200,000,000	2012/06/29
64182	SGA Societe Generale Acceptance N.V.	HSI R Bear CBBC Oct 12W	0.250	19,400 per 10,000 units	19,200 per 10,000 units	2012/10/30	200,000,000	2012/06/29
64184	SGA Societe Generale Acceptance N.V.	HSI R Bear CBBC Oct 12Z	0.250	19,300 per 10,000 units	19,100 per 10,000 units	2012/10/30	200,000,000	2012/06/29
64064	UBS AG	HSI R Bull CBBC Nov 2012 P	0.250	18,800 per 10,000 units	19,000 per 10,000 units	2012/11/29	300,000,000	2012/06/29
64165	UBS AG	HSI R Bear CBBC Oct 2012 H	0.250	19,200 per 10,000 units	19,000 per 10,000 units	2012/10/30	300,000,000	2012/06/29
64145	UBS AG	HSI R Bear CBBC Nov 2012 S	0.250	19,350 per 10,000 units	19,150 per 10,000 units	2012/11/29	300,000,000	2012/06/29
64283	BNP Paribas Arbit Issu B.V.	HSI R Bull CBBC Apr 2013 S	0.250	18,700 per 10,000 units	18,900 per 10,000 units	2013/04/29	200,000,000	2012/07/03
64299	Credit Suisse AG	HSI R Bull CBBC Oct 2012 N	0.250	18,700 per 10,000 units	18,900 per 10,000 units	2012/10/30	400,000,000	2012/07/03
64322	Credit Suisse AG	HSI R Bull CBBC Oct 2012 O	0.250	18,850 per 10,000 units	19,050 per 10,000 units	2012/10/30	400,000,000	2012/07/03
64323	Credit Suisse AG	HSI R Bull CBBC Oct 2012 P	0.250	17,700 per 10,000 units	17,900 per 10,000 units	2012/10/30	400,000,000	2012/07/03
64286	Credit Suisse AG	HSI R Bear CBBC Oct 2012 T	0.250	19,250 per 10,000 units	19,050 per 10,000 units	2012/10/30	400,000,000	2012/07/03
64351	Daiwa Capital Mkt	HSI R Bear CBBC Nov 2012 F	0.250	19,188 per 10,000 units	18,988 per 10,000 units	2012/11/29	158,000,000	2012/07/03
64338	Daiwa Capital Mkt	HSI R Bear CBBC Dec 2012 C	0.250	20,050 per 10,000 units	19,850 per 10,000 units	2012/12/28	158,000,000	2012/07/03
64265	HK Bank	CUni R Bull CBBC Apr 2013 A	0.250	7.88	8.88	2013/04/15	50,000,000	2012/07/03
64224	HK Bank	China Shenhua R Bull CBBC Mar 2013 A	0.540	20.88	22.88	2013/03/18	50,000,000	2012/07/03
64225	HK Bank	China Shenhua R Bear CBBC Mar 2013 A	0.250	34.88 per 100 units	32.88 per 100 units	2013/03/04	50,000,000	2012/07/03
64244	HK Bank	Evergrande R Bull CBBC Apr 2013 B	0.250	3.08	3.48	2013/04/22	50,000,000	2012/07/03

Newly listed callable bull/bear contracts in 2012 (continued)

Code	Issuer	Name of issue	Issue prices (HK\$)	Strike price (HKD) / Strike level per 10 units	Call price (HKD) / Call level per 10 units	Expiry date	No. of issue (units)	Listing date
64222	Merrill Lynch Int'l & Co. C.V.	HSI R Bear CBBC Dec 2012 J	0.250	19,700 per 10,000 units	19,500 per 10,000 units	2012/12/28	60,000,000	2012/07/03
64295	SGA Societe Generale Acceptance N.V.	HSI R Bull CBBC Nov 12N	0.250	18,750 per 10,000 units	18,950 per 10,000 units	2012/11/29	200,000,000	2012/07/03
64859	UBS AG	China Mobile R Bull CBBC Nov 2012 C	0.250	77 per 100 units	80 per 100 units	2012/11/12	100,000,000	2012/07/03
64755	UBS AG	A50 China R Bull CBBC Jan 2013 A	0.250	8.2	8.5	2013/01/21	100,000,000	2012/07/03
64336	UBS AG	HSI R Bull CBBC Dec 2012 H	0.250	18,700 per 10,000 units	18,900 per 10,000 units	2012/12/28	300,000,000	2012/07/03
64337	UBS AG	HSI R Bull CBBC Dec 2012 O	0.250	18,850 per 10,000 units	19,050 per 10,000 units	2012/12/28	300,000,000	2012/07/03
64736	UBS AG	HSI R Bear CBBC Nov 2012 T	0.250	19,100 per 10,000 units	18,900 per 10,000 units	2012/11/29	300,000,000	2012/07/03
64223	UBS AG	HSI R Bear CBBC Dec 2012 I	0.250	19,300 per 10,000 units	19,100 per 10,000 units	2012/12/28	300,000,000	2012/07/03
65700	Credit Suisse AG	HSI R Bull CBBC Oct 2012 G	0.250	18,658 per 10,000 units	18,858 per 10,000 units	2012/10/30	400,000,000	2012/07/04
65165	Credit Suisse AG	HSI R Bear CBBC Oct 2012 U	0.250	19,100 per 10,000 units	18,900 per 10,000 units	2012/10/30	400,000,000	2012/07/04
65182	Credit Suisse AG	HSI R Bear CBBC Oct 2012 X	0.250	19,300 per 10,000 units	19,100 per 10,000 units	2012/10/30	400,000,000	2012/07/04
65927	Daiwa Capital Mkt	HSI R Bull CBBC Oct 2012 J	0.250	18,780 per 10,000 units	18,980 per 10,000 units	2012/10/30	158,000,000	2012/07/04
64989	HK Bank	Li & Fung R Bull CBBC Mar 2013 A	0.350	10.98	11.98	2013/03/11	50,000,000	2012/07/04
65141	SGA Societe Generale Acceptance N.V.	HSI R Bear CBBC Oct 12B	0.250	19,100 per 10,000 units	18,900 per 10,000 units	2012/10/30	200,000,000	2012/07/04
66596	UBS AG	HSBC R Bear CBBC Jan 2013 A	0.250	75.50 per 100 units	72.50 per 100 units	2013/01/21	100,000,000	2012/07/04
66261	UBS AG	HSI R Bull CBBC Feb 2013 E	0.250	18,750 per 10,000 units	18,950 per 10,000 units	2013/02/27	300,000,000	2012/07/04
65701	UBS AG	HSI R Bear CBBC Dec 2012 J	0.250	19,150 per 10,000 units	18,950 per 10,000 units	2012/12/28	300,000,000	2012/07/04
66303	UBS AG	ICBC R Bull CBBC Jan 2013 A	0.250	3.2	3.5	2013/01/21	100,000,000	2012/07/04
66552	UBS AG	Sands China R Bull CBBC Dec 2012 A	0.500	17.88	19.88	2012/12/03	20,000,000	2012/07/04
66700	BNP Paribas Arbit Issu B.V.	HSI R Bear CBBC Oct 2012 J	0.250	19,400 per 10,000 units	19,200 per 10,000 units	2012/10/30	200,000,000	2012/07/05
66702	Credit Suisse AG	HSI R Bull CBBC Oct 2012 B	0.250	18,800 per 10,000 units	19,000 per 10,000 units	2012/10/30	400,000,000	2012/07/05
66701	Credit Suisse AG	HSI R Bull CBBC Oct 2012 W	0.250	18,950 per 10,000 units	19,150 per 10,000 units	2012/10/30	400,000,000	2012/07/05
66695	Credit Suisse AG	HSI R Bear CBBC Oct 2012 F	0.250	19,400 per 10,000 units	19,200 per 10,000 units	2012/10/30	400,000,000	2012/07/05
66693	Credit Suisse AG	HSI R Bear CBBC Oct 2012 Z	0.250	19,200 per 10,000 units	19,000 per 10,000 units	2012/10/30	400,000,000	2012/07/05
66688	HK Bank	CC Bank R Bull CBBC Mar 2013 A	0.250	3.78	4.08	2013/03/04	60,000,000	2012/07/05
66689	HK Bank	CC Bank R Bear CBBC Feb 2013 A	0.250	5.7	5.4	2013/02/25	50,000,000	2012/07/05
66676	HK Bank	A50 R Bull CBBC Mar 2013 A	0.250	8.18	8.48	2013/03/04	60,000,000	2012/07/05
66681	HK Bank	A50 R Bear CBBC Mar 2013 A	0.250	10.88	10.58	2013/03/04	50,000,000	2012/07/05
66682	HK Bank	TCH R Bear CBBC Dec 2012 G	0.300	246.88 per 100 units	238.88 per 100 units	2012/12/28	50,000,000	2012/07/05
66710	UBS AG	HSI R Bull CBBC Mar 2013 A	0.250	18,950 per 10,000 units	19,150 per 10,000 units	2013/03/27	300,000,000	2012/07/05
66691	UBS AG	HSI R Bear CBBC Jan 2013 A	0.250	19,400 per 10,000 units	19,200 per 10,000 units	2013/01/30	300,000,000	2012/07/05
66692	UBS AG	HSI R Bear CBBC Mar 2013 A	0.250	19,250 per 10,000 units	19,050 per 10,000 units	2013/03/27	300,000,000	2012/07/05
66736	UBS AG	Hutchison R Bull CBBC Jan 2013 B	0.250	54.50 per 100 units	57.50 per 100 units	2013/01/21	100,000,000	2012/07/05
66719	UBS AG	TCH R Bear CBBC Dec 2012 B	0.250	248 per 100 units	240 per 100 units	2012/12/17	100,000,000	2012/07/05
66762	BNP Paribas Arbit Issu B.V.	HSI R Bull CBBC Apr 2013 T	0.250	19,000 per 10,000 units	19,200 per 10,000 units	2013/04/29	200,000,000	2012/07/06
66755	BNP Paribas Arbit Issu B.V.	HSI R Bear CBBC Oct 2012 K	0.250	19,500 per 10,000 units	19,300 per 10,000 units	2012/10/30	200,000,000	2012/07/06
66761	Credit Suisse AG	HSI R Bull CBBC Oct 2012 C	0.250	19,000 per 10,000 units	19,200 per 10,000 units	2012/10/30	400,000,000	2012/07/06
66760	Credit Suisse AG	HSI R Bull CBBC Oct 2012 X	0.250	18,750 per 10,000 units	18,950 per 10,000 units	2012/10/30	400,000,000	2012/07/06
66759	Credit Suisse AG	HSI R Bear CBBC Oct 2012 I	0.250	19,450 per 10,000 units	19,250 per 10,000 units	2012/10/30	400,000,000	2012/07/06
66791	Goldman Sachs SP (Asia)	HSI R Bull CBBC Oct 2012 A	0.252	18,788 per 10,000 units	18,988 per 10,000 units	2012/10/30	150,000,000	2012/07/06
66777	Goldman Sachs SP (Asia)	HSI R Bear CBBC Oct 2012 C	0.255	19,438 per 10,000 units	19,288 per 10,000 units	2012/10/30	150,000,000	2012/07/06
66783	Goldman Sachs SP (Asia)	HSI R Bear CBBC Oct 2012 D	0.254	19,288 per 10,000 units	19,088 per 10,000 units	2012/10/30	150,000,000	2012/07/06

Newly listed callable bull/bear contracts in 2012 (continued)

Code	Issuer	Name of issue	Issue prices (HK\$)	Strike price (HKD) / Strike level per 10 units	Call price (HKD) / Call level per 10 units	Expiry date	No. of issue (units)	Listing date
66754	SGA Societe Generale Acceptance N.V.	HSI R Bull CBBC Nov 12B	0.250	18,950 per 10,000 units	19,150 per 10,000 units	2012/11/29	200,000,000	2012/07/06
66742	SGA Societe Generale Acceptance N.V.	HSI R Bull CBBC Nov 12O	0.250	18,850 per 10,000 units	19,050 per 10,000 units	2012/11/29	200,000,000	2012/07/06
66773	UBS AG	China Mobile R Bear CBBC Dec 2012 D	0.250	93 per 100 units	90 per 100 units	2012/12/17	100,000,000	2012/07/06
66776	UBS AG	CC Bank R Bear CBBC Dec 2012 B	0.250	5.8	5.5	2012/12/17	100,000,000	2012/07/06
66771	UBS AG	A50 China R Bull CBBC Dec 2012 A	0.250	9.45	9.75	2012/12/24	100,000,000	2012/07/06
66768	UBS AG	HKEx R Bull CBBC Dec 2012 C	0.250	100 per 100 units	106 per 100 units	2012/12/17	100,000,000	2012/07/06
66767	UBS AG	HSI R Bull CBBC Jan 2013 Y	0.250	19,000 per 10,000 units	19,200 per 10,000 units	2013/01/30	300,000,000	2012/07/06
66769	UBS AG	HSI R Bear CBBC Jan 2013 B	0.250	19,950 per 10,000 units	19,750 per 10,000 units	2013/01/30	300,000,000	2012/07/06
66770	UBS AG	HSI R Bear CBBC Feb 2013 A	0.250	19,750 per 10,000 units	19,550 per 10,000 units	2013/02/27	300,000,000	2012/07/06
66757	UBS AG	HSI R Bear CBBC Mar 2013 B	0.250	19,450 per 10,000 units	19,250 per 10,000 units	2013/03/27	300,000,000	2012/07/06
66848	BNP Paribas Arbit Issu B.V.	HSI R Bull CBBC Apr 2013 U	0.250	18,800 per 10,000 units	19,000 per 10,000 units	2013/04/29	200,000,000	2012/07/09
66918	BNP Paribas Arbit Issu B.V.	HSI R Bull CBBC Apr 2013 V	0.250	19,100 per 10,000 units	19,300 per 10,000 units	2013/04/29	200,000,000	2012/07/09
66924	BNP Paribas Arbit Issu B.V.	HSI R Bull CBBC Apr 2013 W	0.250	18,900 per 10,000 units	19,100 per 10,000 units	2013/04/29	200,000,000	2012/07/09
66957	BNP Paribas Arbit Issu B.V.	HSI R Bull CBBC Apr 2013 X	0.250	19,200 per 10,000 units	19,400 per 10,000 units	2013/04/29	200,000,000	2012/07/09
66849	BNP Paribas Arbit Issu B.V.	HSI R Bear CBBC Oct 2012 L	0.250	19,600 per 10,000 units	19,400 per 10,000 units	2012/10/30	200,000,000	2012/07/09
66917	BNP Paribas Arbit Issu B.V.	HSI R Bear CBBC Oct 2012 M	0.250	19,700 per 10,000 units	19,500 per 10,000 units	2012/10/30	200,000,000	2012/07/09
66952	Credit Suisse AG	HSI R Bull CBBC Oct 2012 D	0.250	19,240 per 10,000 units	19,440 per 10,000 units	2012/10/30	400,000,000	2012/07/09
66953	Credit Suisse AG	HSI R Bull CBBC Oct 2012 E	0.250	19,210 per 12,000 units	19,410 per 12,000 units	2012/10/30	400,000,000	2012/07/09
66863	Credit Suisse AG	HSI R Bull CBBC Oct 2012 L	0.250	18,900 per 10,000 units	19,100 per 10,000 units	2012/10/30	400,000,000	2012/07/09
66883	Credit Suisse AG	HSI R Bull CBBC Oct 2012 M	0.250	19,050 per 10,000 units	19,250 per 10,000 units	2012/10/30	400,000,000	2012/07/09
66855	Credit Suisse AG	HSI R Bear CBBC Oct 2012 L	0.250	19,350 per 10,000 units	19,150 per 10,000 units	2012/10/30	400,000,000	2012/07/09
66859	Credit Suisse AG	HSI R Bear CBBC Oct 2012 M	0.250	19,500 per 10,000 units	19,300 per 10,000 units	2012/10/30	400,000,000	2012/07/09
66860	Credit Suisse AG	HSI R Bear CBBC Oct 2012 N	0.250	19,650 per 10,000 units	19,450 per 10,000 units	2012/10/30	400,000,000	2012/07/09
66934	Daiwa Capital Mkt	HSI R Bull CBBC Nov 2012 G	0.250	19,238 per 10,000 units	19,438 per 10,000 units	2012/11/29	158,000,000	2012/07/09
66939	Daiwa Capital Mkt	HSI R Bull CBBC Dec 2012 F	0.250	19,050 per 10,000 units	19,250 per 10,000 units	2012/12/28	158,000,000	2012/07/09
66960	Goldman Sachs SP (Asia)	HSI R Bull CBBC Oct 2012 B	0.270	18,988 per 10,000 units	19,188 per 10,000 units	2012/10/30	150,000,000	2012/07/09
67319	Goldman Sachs SP (Asia)	HSI R Bull CBBC Oct 2012 C	0.260	19,188 per 10,000 units	19,388 per 10,000 units	2012/10/30	150,000,000	2012/07/09
66795	HK Bank	BOCL R Bull CBBC Apr 2013 B	0.250	1.8	1.98	2013/04/26	60,000,000	2012/07/09
66837	HK Bank	China Mobile R Bull CBBC Feb 2013 B	0.250	76.88 per 100 units	79.88 per 100 units	2013/02/04	100,000,000	2012/07/09
66834	HK Bank	A50 R Bull CBBC Jan 2013 C	0.250	8.48	8.78	2013/01/21	60,000,000	2012/07/09
66794	HK Bank	HSI R Bull CBBC Dec 2012 M	0.250	18,588 per 15,000 units	18,888 per 15,000 units	2012/12/28	200,000,000	2012/07/09
66796	HK Bank	PetCh R Bear CBBC Dec 2012 B	0.250	11.28	10.88	2012/12/10	50,000,000	2012/07/09
66901	SGA Societe Generale Acceptance N.V.	HSI R Bull CBBC Nov 12H	0.250	19,050 per 10,000 units	19,250 per 10,000 units	2012/11/29	200,000,000	2012/07/09
66916	SGA Societe Generale Acceptance N.V.	HSI R Bull CBBC Nov 12I	0.250	19,150 per 10,000 units	19,350 per 10,000 units	2012/11/29	200,000,000	2012/07/09
66847	SGA Societe Generale Acceptance N.V.	HSI R Bear CBBC Oct 12Y	0.250	19,500 per 10,000 units	19,300 per 10,000 units	2012/10/30	200,000,000	2012/07/09
62770	UBS AG	HSI R Bull CBBC Oct 2012 M	0.250	18,900 per 10,000 units	19,100 per 10,000 units	2012/10/30	300,000,000	2012/07/09
62774	UBS AG	HSI R Bull CBBC Jan 2013 Z	0.250	19,200 per 10,000 units	19,400 per 10,000 units	2013/01/30	300,000,000	2012/07/09
66851	UBS AG	HSI R Bear CBBC Oct 2012 D	0.250	19,500 per 10,000 units	19,300 per 10,000 units	2012/10/30	300,000,000	2012/07/09
66931	UBS AG	HSI R Bear CBBC Oct 2012 J	0.250	19,700 per 10,000 units	19,500 per 10,000 units	2012/10/30	300,000,000	2012/07/09
66852	UBS AG	HSI R Bear CBBC May 2013 A	0.250	19,350 per 10,000 units	19,150 per 10,000 units	2013/05/30	300,000,000	2012/07/09
66925	UBS AG	HSI R Bear CBBC May 2013 B	0.250	20,150 per 10,000 units	19,950 per 10,000 units	2013/05/30	300,000,000	2012/07/09
64647	BNP Paribas Arbit Issu B.V.	HSI R Bull CBBC Apr 2013 Y	0.250	19,400 per 10,000 units	19,600 per 10,000 units	2013/04/29	200,000,000	2012/07/10

Newly listed callable bull/bear contracts in 2012 (continued)

Code	Issuer	Name of issue	Issue prices (HK\$)	Strike price (HKD) / Strike level per 10 units	Call price (HKD) / Call level per 10 units	Expiry date	No. of issue (units)	Listing date
64706	BNP Paribas Arbit Issu B.V.	HSI R Bull CBBC Apr 2013 Z	0.250	19,300 per 10,000 units	19,500 per 10,000 units	2013/04/29	200,000,000	2012/07/10
64098	Credit Suisse AG	HSI R Bull CBBC Nov 2012 A	0.250	19,100 per 10,000 units	19,300 per 10,000 units	2012/11/29	400,000,000	2012/07/10
64166	Credit Suisse AG	HSI R Bull CBBC Nov 2012 D	0.250	19,300 per 10,000 units	19,500 per 10,000 units	2012/11/29	400,000,000	2012/07/10
64170	Credit Suisse AG	HSI R Bull CBBC Nov 2012 F	0.250	19,400 per 10,000 units	19,600 per 10,000 units	2012/11/29	400,000,000	2012/07/10
64171	Credit Suisse AG	HSI R Bull CBBC Nov 2012 H	0.250	19,510 per 12,000 units	19,710 per 12,000 units	2012/11/29	400,000,000	2012/07/10
64210	Credit Suisse AG	HSI R Bull CBBC Nov 2012 I	0.250	19,544 per 10,000 units	19,744 per 10,000 units	2012/11/29	400,000,000	2012/07/10
62949	Credit Suisse AG	HSI R Bear CBBC Nov 2012 B	0.250	19,950 per 10,000 units	19,750 per 10,000 units	2012/11/29	400,000,000	2012/07/10
62899	Credit Suisse AG	HSI R Bear CBBC Nov 2012 O	0.250	19,850 per 10,000 units	19,650 per 10,000 units	2012/11/29	400,000,000	2012/07/10
63348	Credit Suisse AG	HSI R Bear CBBC Nov 2012 R	0.250	19,750 per 12,000 units	19,550 per 12,000 units	2012/11/29	400,000,000	2012/07/10
63052	Credit Suisse AG	HSI R Bear CBBC Nov 2012 T	0.250	19,700 per 10,000 units	19,500 per 10,000 units	2012/11/29	400,000,000	2012/07/10
64757	Daiwa Capital Mkt	HSI R Bull CBBC Nov 2012 H	0.250	19,538 per 10,000 units	19,738 per 10,000 units	2012/11/29	158,000,000	2012/07/10
63821	J P Morgan SP BV	HSI R Bull CBBC Mar 2013 K	0.250	19,500 per 10,000 units	19,700 per 10,000 units	2013/03/27	300,000,000	2012/07/10
63852	J P Morgan SP BV	HSI R Bull CBBC Mar 2013 L	0.250	19,200 per 10,000 units	19,400 per 10,000 units	2013/03/27	300,000,000	2012/07/10
63914	J P Morgan SP BV	HSI R Bull CBBC Mar 2013 M	0.250	19,000 per 10,000 units	19,200 per 10,000 units	2013/03/27	300,000,000	2012/07/10
63942	J P Morgan SP BV	HSI R Bull CBBC Mar 2013 N	0.250	18,800 per 10,000 units	19,000 per 10,000 units	2013/03/27	300,000,000	2012/07/10
63943	J P Morgan SP BV	HSI R Bull CBBC Mar 2013 O	0.250	18,700 per 10,000 units	18,900 per 10,000 units	2013/03/27	300,000,000	2012/07/10
63486	J P Morgan SP BV	HSI R Bear CBBC Jan 2013 H	0.250	21,400 per 10,000 units	21,200 per 10,000 units	2013/01/30	300,000,000	2012/07/10
63654	J P Morgan SP BV	HSI R Bear CBBC Jan 2013 I	0.250	21,100 per 10,000 units	20,900 per 10,000 units	2013/01/30	300,000,000	2012/07/10
63674	J P Morgan SP BV	HSI R Bear CBBC Jan 2013 J	0.250	20,600 per 10,000 units	20,400 per 10,000 units	2013/01/30	300,000,000	2012/07/10
63959	SGA Societe Generale Acceptance N.V.	HSI R Bull CBBC Nov 12K	0.250	19,250 per 10,000 units	19,450 per 10,000 units	2012/11/29	200,000,000	2012/07/10
64009	SGA Societe Generale Acceptance N.V.	HSI R Bull CBBC Nov 12U	0.250	19,350 per 10,000 units	19,550 per 10,000 units	2012/11/29	200,000,000	2012/07/10
64040	SGA Societe Generale Acceptance N.V.	HSI R Bull CBBC Nov 12V	0.250	19,450 per 10,000 units	19,650 per 10,000 units	2012/11/29	200,000,000	2012/07/10
65111	UBS AG	China Mobile R Bear CBBC Jan 2013 A	0.250	103 per 100 units	100 per 100 units	2013/01/28	100,000,000	2012/07/10
65026	UBS AG	China Life R Bull CBBC Jan 2013 B	0.300	17.88	18.88	2013/01/14	100,000,000	2012/07/10
65023	UBS AG	CNBM R Bull CBBC Feb 2013 A	0.250	6.7	7.5	2013/02/25	50,000,000	2012/07/10
64849	UBS AG	HSI R Bull CBBC Oct 2012 W	0.250	19,300 per 10,000 units	19,500 per 10,000 units	2012/10/30	300,000,000	2012/07/10
64847	UBS AG	HSI R Bull CBBC Nov 2012 Q	0.250	19,100 per 10,000 units	19,300 per 10,000 units	2012/11/29	300,000,000	2012/07/10
64843	UBS AG	HSI R Bull CBBC Mar 2013 B	0.250	19,540 per 10,000 units	19,740 per 10,000 units	2013/03/27	300,000,000	2012/07/10
62897	UBS AG	HSI R Bear CBBC Dec 2012 K	0.250	19,800 per 10,000 units	19,600 per 10,000 units	2012/12/28	300,000,000	2012/07/10
62898	UBS AG	HSI R Bear CBBC Jan 2013 C	0.250	19,650 per 10,000 units	19,450 per 10,000 units	2013/01/30	300,000,000	2012/07/10
62895	UBS AG	HSI R Bear CBBC Mar 2013 C	0.250	20,250 per 10,000 units	20,050 per 10,000 units	2013/03/27	300,000,000	2012/07/10
65131	UBS AG	Hutcheon R Bull CBBC Nov 2012 B	0.250	59.50 per 100 units	62.50 per 100 units	2012/11/26	100,000,000	2012/07/10
65996	BNP Paribas Arbit Issu B.V.	HSI R Bear CBBC Oct 2012 N	0.250	20,000 per 10,000 units	19,800 per 10,000 units	2012/10/30	200,000,000	2012/07/11
66043	Credit Suisse AG	HSI R Bull CBBC Nov 2012 K	0.250	19,350 per 10,000 units	19,550 per 10,000 units	2012/11/29	400,000,000	2012/07/11
66061	Credit Suisse AG	HSI R Bull CBBC Nov 2012 L	0.250	19,570 per 10,000 units	19,770 per 10,000 units	2012/11/29	400,000,000	2012/07/11
66041	Credit Suisse AG	HSI R Bull CBBC Nov 2012 Z	0.250	19,150 per 10,000 units	19,350 per 10,000 units	2012/11/29	400,000,000	2012/07/11
66037	Credit Suisse AG	HSI R Bear CBBC Nov 2012 U	0.250	20,000 per 10,000 units	19,800 per 10,000 units	2012/11/29	400,000,000	2012/07/11
65997	Credit Suisse AG	TCH R Bull CBBC Nov 2012 C	0.250	210 per 100 units	218 per 100 units	2012/11/26	40,000,000	2012/07/11
66015	Credit Suisse AG	TCH R Bull CBBC Nov 2012 D	0.250	217 per 100 units	225 per 100 units	2012/11/26	40,000,000	2012/07/11
66029	Credit Suisse AG	TCH R Bull CBBC Nov 2012 E	0.250	223 per 100 units	231 per 100 units	2012/11/26	40,000,000	2012/07/11
66034	Credit Suisse AG	TCH R Bear CBBC Nov 2012 C	0.250	247 per 100 units	239 per 100 units	2012/11/26	40,000,000	2012/07/11
65741	Goldman Sachs SP (Asia)	HSI R Bull CBBC Oct 2012 E	0.252	19,388 per 10,000 units	19,588 per 10,000 units	2012/10/30	150,000,000	2012/07/11
65855	HK Bank	AIA R Bull CBBC Mar 2013 A	0.250	25.08	26.08	2013/03/18	50,000,000	2012/07/11

Newly listed callable bull/bear contracts in 2012 (continued)

Code	Issuer	Name of issue	Issue prices (HK\$)	Strike price (HKD) / Strike level per 10 units	Call price (HKD) / Call level per 10 units	Expiry date	No. of issue (units)	Listing date
65989	HK Bank	China Mobile R Bull CBBC Jan 2013 D	0.250	79.88 per 100 units	82.88 per 100 units	2013/01/14	60,000,000	2012/07/11
65965	HK Bank	China Life R Bull CBBC Jan 2013 C	0.250	18.68	19.68	2013/01/28	60,000,000	2012/07/11
65742	HK Bank	HSI R Bull CBBC Feb 2013 D	0.250	18,888 per 15,000 units	19,188 per 15,000 units	2013/02/27	150,000,000	2012/07/11
65988	HK Bank	Sands China R Bull CBBC Sep 2013 A	0.250	17.68 per 100 units	20.68 per 100 units	2013/09/26	50,000,000	2012/07/11
65466	Merrill Lynch Int'l & Co. C.V.	HSI R Bull CBBC Dec 2012 H	0.250	19,100 per 10,000 units	19,300 per 10,000 units	2012/12/28	60,000,000	2012/07/11
65708	Merrill Lynch Int'l & Co. C.V.	HSI R Bull CBBC Dec 2012 I	0.250	18,900 per 10,000 units	19,100 per 10,000 units	2012/12/28	60,000,000	2012/07/11
65735	Merrill Lynch Int'l & Co. C.V.	HSI R Bull CBBC Dec 2012 J	0.250	18,700 per 10,000 units	18,900 per 10,000 units	2012/12/28	60,000,000	2012/07/11
66045	SGA Societe Generale Acceptance N.V.	HSI R Bull CBBC Nov 12X	0.250	19,550 per 10,000 units	19,750 per 10,000 units	2012/11/29	200,000,000	2012/07/11
66117	UBS AG	Cheung Kong R Bull CBBC Jan 2013 A	0.250	82 per 100 units	88 per 100 units	2013/01/21	100,000,000	2012/07/11
66116	UBS AG	Cheung Kong R Bear CBBC Dec 2012 A	0.250	116 per 100 units	110 per 100 units	2012/12/10	100,000,000	2012/07/11
66104	UBS AG	HSCEI R Bear CBBC Nov 2012 A	0.250	11,700 per 10,000 units	11,500 per 10,000 units	2012/11/29	100,000,000	2012/07/11
66103	UBS AG	HSI R Bull CBBC Nov 2012 M	0.250	19,500 per 10,000 units	19,700 per 10,000 units	2012/11/29	300,000,000	2012/07/11
66102	UBS AG	HSI R Bull CBBC Feb 2013 F	0.250	18,800 per 10,000 units	19,000 per 10,000 units	2013/02/27	300,000,000	2012/07/11
66098	UBS AG	HSI R Bear CBBC Oct 2012 M	0.250	20,000 per 10,000 units	19,800 per 10,000 units	2012/10/30	300,000,000	2012/07/11
66093	UBS AG	HSI R Bear CBBC Nov 2012 U	0.250	21,700 per 10,000 units	21,500 per 10,000 units	2012/11/29	300,000,000	2012/07/11
66072	UBS AG	HSI R Bear CBBC Dec 2012 L	0.250	22,200 per 10,000 units	22,000 per 10,000 units	2012/12/28	300,000,000	2012/07/11
66084	UBS AG	HSI R Bear CBBC Dec 2012 M	0.250	21,900 per 10,000 units	21,700 per 10,000 units	2012/12/28	300,000,000	2012/07/11
66113	UBS AG	Hutchison R Bull CBBC Jan 2013 C	0.250	64.50 per 100 units	67.50 per 100 units	2013/01/14	100,000,000	2012/07/11
66110	UBS AG	Hutchison R Bear CBBC Feb 2013 A	0.250	93 per 100 units	90 per 100 units	2013/02/18	100,000,000	2012/07/11
66106	UBS AG	Hutchison R Bear CBBC Mar 2013 A	0.250	83 per 100 units	80 per 100 units	2013/03/04	100,000,000	2012/07/11
66105	UBS AG	TCH R Bull CBBC Dec 2012 C	0.250	212 per 100 units	220 per 100 units	2012/12/24	100,000,000	2012/07/11
66361	BNP Paribas Arbit Issu B.V.	HSI R Bull CBBC Apr 2013 I	0.250	19,500 per 10,000 units	19,700 per 10,000 units	2013/04/29	200,000,000	2012/07/12
66240	Credit Suisse AG	HSI R Bull CBBC Oct 2012 F	0.250	19,600 per 12,000 units	19,800 per 12,000 units	2012/10/30	400,000,000	2012/07/12
66257	Credit Suisse AG	HSI R Bull CBBC Oct 2012 H	0.250	19,609 per 10,000 units	19,809 per 10,000 units	2012/10/30	400,000,000	2012/07/12
66164	Credit Suisse AG	HSI R Bull CBBC Nov 2012 M	0.250	19,200 per 10,000 units	19,400 per 10,000 units	2012/11/29	400,000,000	2012/07/12
66167	Credit Suisse AG	HSI R Bull CBBC Nov 2012 N	0.250	19,500 per 10,000 units	19,700 per 10,000 units	2012/11/29	400,000,000	2012/07/12
66173	Credit Suisse AG	HSI R Bear CBBC Nov 2012 S	0.250	20,050 per 10,000 units	19,850 per 10,000 units	2012/11/29	400,000,000	2012/07/12
66171	Credit Suisse AG	HSI R Bear CBBC Nov 2012 Z	0.250	19,900 per 10,000 units	19,700 per 10,000 units	2012/11/29	400,000,000	2012/07/12
66217	Daiwa Capital Mkt	HSI R Bear CBBC Nov 2012 G	0.250	19,950 per 10,000 units	19,750 per 10,000 units	2012/11/29	158,000,000	2012/07/12
66360	Goldman Sachs SP (Asia)	HSI R Bull CBBC Oct 2012 F	0.265	19,588 per 10,000 units	19,788 per 10,000 units	2012/10/30	150,000,000	2012/07/12
66157	HK Bank	HSCEI R Bull CBBC Dec 2012 B	0.250	8,588 per 10,000 units	8,888 per 10,000 units	2012/12/28	100,000,000	2012/07/12
66158	HK Bank	HSCEI R Bear CBBC Dec 2012 B	0.250	11,188 per 10,000 units	10,888 per 10,000 units	2012/12/28	100,000,000	2012/07/12
66129	HK Bank	HSI R Bull CBBC Mar 2013 A	0.250	19,188 per 15,000 units	19,488 per 15,000 units	2013/03/27	150,000,000	2012/07/12
66134	HK Bank	HSI R Bull CBBC Mar 2013 B	0.250	17,188 per 15,000 units	17,588 per 15,000 units	2013/03/27	200,000,000	2012/07/12
66128	HK Bank	HSI R Bull CBBC Apr 2013 A	0.250	16,188 per 15,000 units	16,588 per 15,000 units	2013/04/29	200,000,000	2012/07/12
66133	HK Bank	HSI R Bull CBBC Apr 2013 B	0.250	18,788 per 20,000 units	19,088 per 20,000 units	2013/04/29	200,000,000	2012/07/12
66258	Merrill Lynch Int'l & Co. C.V.	HSI R Bull CBBC Dec 2012 K	0.250	19,300 per 10,000 units	19,500 per 10,000 units	2012/12/28	60,000,000	2012/07/12
66127	SGA Societe Generale Acceptance N.V.	HSI R Bull CBBC Oct 12G	0.250	19,400 per 10,000 units	19,600 per 10,000 units	2012/10/30	200,000,000	2012/07/12
66125	SGA Societe Generale Acceptance N.V.	HSI R Bear CBBC Oct 12A	0.250	20,000 per 10,000 units	19,800 per 10,000 units	2012/10/30	200,000,000	2012/07/12
66172	SGA Societe Generale Acceptance N.V.	HSI R Bear CBBC Oct 12P	0.250	19,900 per 10,000 units	19,700 per 10,000 units	2012/10/30	200,000,000	2012/07/12
66347	UBS AG	HSI R Bull CBBC Dec 2012 S	0.250	19,600 per 10,000 units	19,800 per 10,000 units	2012/12/28	300,000,000	2012/07/12
66170	UBS AG	HSI R Bull CBBC Feb 2013 G	0.250	19,450 per 10,000 units	19,650 per 10,000 units	2013/02/27	300,000,000	2012/07/12
66206	UBS AG	HSI R Bear CBBC Nov 2012 V	0.250	19,900 per 10,000 units	19,700 per 10,000 units	2012/11/29	300,000,000	2012/07/12

Newly listed callable bull/bear contracts in 2012 (continued)

Code	Issuer	Name of issue	Issue prices (HK\$)	Strike price (HKD) / Strike level per 10 units	Call price (HKD) / Call level per 10 units	Expiry date	No. of issue (units)	Listing date
66198	UBS AG	HSI R Bear CBBC Dec 2012 N	0.250	21,600 per 10,000 units	21,400 per 10,000 units	2012/12/28	300,000,000	2012/07/12
66197	UBS AG	HSI R Bear CBBC Feb 2013 B	0.250	21,800 per 10,000 units	21,600 per 10,000 units	2013/02/27	300,000,000	2012/07/12
66184	UBS AG	HSI R Bear CBBC Jun 2013 A	0.250	22,200 per 38,000 units	21,800 per 38,000 units	2013/06/27	300,000,000	2012/07/12
66174	UBS AG	HSI R Bear CBBC Jul 2013 A	0.250	22,700 per 38,000 units	22,300 per 38,000 units	2013/07/30	300,000,000	2012/07/12
66341	UBS AG	Hutchison R Bull CBBC Dec 2012 C	0.250	62 per 100 units	65 per 100 units	2012/12/17	100,000,000	2012/07/12
66292	UBS AG	Hutchison R Bear CBBC Jan 2013 A	0.250	88 per 100 units	85 per 100 units	2013/01/21	100,000,000	2012/07/12
66262	UBS AG	TCH R Bear CBBC Jan 2013 A	0.250	258 per 100 units	250 per 100 units	2013/01/14	100,000,000	2012/07/12
66431	Credit Suisse AG	HSI R Bull CBBC Oct 2012 I	0.250	19,450 per 10,000 units	19,650 per 10,000 units	2012/10/30	400,000,000	2012/07/13
66434	Credit Suisse AG	HSI R Bear CBBC Oct 2012 O	0.250	20,150 per 10,000 units	19,950 per 10,000 units	2012/10/30	400,000,000	2012/07/13
66435	Credit Suisse AG	Hutchison R Bull CBBC Dec 2012 A	0.250	61 per 100 units	64 per 100 units	2012/12/24	70,000,000	2012/07/13
66459	Credit Suisse AG	Hutchison R Bull CBBC Dec 2012 B	0.250	65 per 100 units	68 per 100 units	2012/12/24	70,000,000	2012/07/13
66412	HK Bank	COVS R Bull CBBC Aug 2013 A	0.450	13.88	14.88	2013/08/28	30,000,000	2012/07/13
66378	HK Bank	China Tel R Bull CBBC Mar 2013 A	0.250	2.78	3.08	2013/03/08	50,000,000	2012/07/13
66411	HK Bank	China Tel R Bear CBBC Mar 2013 A	0.250	4.38	4.08	2013/03/08	50,000,000	2012/07/13
66426	HK Bank	GCL-Poly Energy R Bull CBBC Mar 2013 A	0.490	1.20 per unit	1.50 per unit	2013/03/04	25,000,000	2012/07/13
66516	J P Morgan SP BV	HSI R Bull CBBC Mar 2013 P	0.250	18,825 per 10,000 units	19,075 per 10,000 units	2013/03/27	300,000,000	2012/07/13
66519	J P Morgan SP BV	HSI R Bull CBBC Mar 2013 Q	0.250	19,325 per 10,000 units	19,575 per 10,000 units	2013/03/27	300,000,000	2012/07/13
66510	J P Morgan SP BV	HSI R Bear CBBC Jan 2013 K	0.250	21,075 per 10,000 units	20,825 per 10,000 units	2013/01/30	300,000,000	2012/07/13
66511	J P Morgan SP BV	HSI R Bear CBBC Jan 2013 L	0.250	20,775 per 10,000 units	20,525 per 10,000 units	2013/01/30	300,000,000	2012/07/13
66509	UBS AG	CC Bank R Bull CBBC Jan 2013 A	0.250	3.95	4.25	2013/01/28	100,000,000	2012/07/13
66505	UBS AG	HSI R Bull CBBC Dec 2012 W	0.250	19,400 per 10,000 units	19,600 per 10,000 units	2012/12/28	300,000,000	2012/07/13
66492	UBS AG	HSI R Bear CBBC Mar 2013 D	0.250	19,950 per 10,000 units	19,750 per 10,000 units	2013/03/27	300,000,000	2012/07/13
66632	BNP Paribas Arbit Issu B.V.	HSI R Bear CBBC Oct 2012 O	0.250	19,800 per 10,000 units	19,600 per 10,000 units	2012/10/30	200,000,000	2012/07/16
66639	BNP Paribas Arbit Issu B.V.	HSI R Bear CBBC Oct 2012 P	0.250	19,900 per 10,000 units	19,700 per 10,000 units	2012/10/30	200,000,000	2012/07/16
66687	BNP Paribas Arbit Issu B.V.	HSI R Bear CBBC Oct 2012 Q	0.250	19,700 per 10,000 units	19,500 per 10,000 units	2012/10/30	200,000,000	2012/07/16
66619	Credit Suisse AG	HSI R Bull CBBC Dec 2012 J	0.250	19,590 per 10,000 units	19,790 per 10,000 units	2012/12/28	400,000,000	2012/07/16
66640	Credit Suisse AG	HSI R Bull CBBC Dec 2012 K	0.250	19,228 per 10,000 units	19,428 per 10,000 units	2012/12/28	400,000,000	2012/07/16
66623	Credit Suisse AG	HSI R Bear CBBC Dec 2012 P	0.250	19,800 per 10,000 units	19,600 per 10,000 units	2012/12/28	400,000,000	2012/07/16
66641	Daiwa Capital Mkt	HSI R Bear CBBC Dec 2012 D	0.250	19,630 per 10,000 units	19,430 per 10,000 units	2012/12/28	158,000,000	2012/07/16
66694	Goldman Sachs SP (Asia)	HSI R Bear CBBC Oct 2012 E	0.255	20,038 per 10,000 units	19,838 per 10,000 units	2012/10/30	150,000,000	2012/07/16
66707	Goldman Sachs SP (Asia)	HSI R Bear CBBC Oct 2012 F	0.258	19,838 per 10,000 units	19,638 per 10,000 units	2012/10/30	150,000,000	2012/07/16
66708	Goldman Sachs SP (Asia)	HSI R Bear CBBC Oct 2012 G	0.255	19,638 per 10,000 units	19,438 per 10,000 units	2012/10/30	150,000,000	2012/07/16
66716	Goldman Sachs SP (Asia)	HSI R Bear CBBC Oct 2012 H	0.259	20,138 per 10,000 units	19,938 per 10,000 units	2012/10/30	150,000,000	2012/07/16
66766	Goldman Sachs SP (Asia)	HSI R Bear CBBC Oct 2012 I	0.283	20,338 per 10,000 units	20,138 per 10,000 units	2012/10/30	150,000,000	2012/07/16
66538	HK Bank	ABC R Bull CBBC May 2013 C	0.250	2.33	2.58	2013/05/28	60,000,000	2012/07/16
66527	HK Bank	CC Bank R Bull CBBC Mar 2013 B	0.250	4.68	4.98	2013/03/04	80,000,000	2012/07/16
66592	HK Bank	China Life R Bull CBBC Feb 2013 A	0.250	19.68	20.68	2013/02/25	60,000,000	2012/07/16
66593	HK Bank	China Life R Bear CBBC Jan 2013 A	0.600	27.28	26.28	2013/01/18	50,000,000	2012/07/16
66597	HK Bank	Hutchison R Bull CBBC Apr 2013 A	0.250	62.88 per 100 units	65.88 per 100 units	2013/04/18	60,000,000	2012/07/16
66598	HK Bank	Hutchison R Bear CBBC Apr 2013 A	0.250	89.88 per 100 units	86.88 per 100 units	2013/04/18	50,000,000	2012/07/16
66540	HK Bank	SHK Ppt R Bull CBBC Apr 2013 A	0.250	84 per 100 units	88 per 100 units	2013/04/15	60,000,000	2012/07/16
66565	HK Bank	SHK Ppt R Bear CBBC Apr 2013 A	0.300	122.88 per 100 units	118.88 per 100 units	2013/04/15	50,000,000	2012/07/16
66628	SGA Societe Generale Acceptance N.V.	HSI R Bull CBBC Oct 12J	0.250	19,200 per 10,000 units	19,400 per 10,000 units	2012/10/30	200,000,000	2012/07/16

Newly listed callable bull/bear contracts in 2012 (continued)

Code	Issuer	Name of issue	Issue prices (HK\$)	Strike price (HKD) / Strike level per 10 units	Call price (HKD) / Call level per 10 units	Expiry date	No. of issue (units)	Listing date
66626	SGA Societe Generale Acceptance N.V.	HSI R Bear CBBC Oct 12Q	0.250	19,800 per 10,000 units	19,600 per 10,000 units	2012/10/30	200,000,000	2012/07/16
66685	UBS AG	COVS R Bull CBBC Jan 2013 A	0.465	13.88	14.88	2013/01/28	100,000,000	2012/07/16
66663	UBS AG	China Tel R Bull CBBC Mar 2013 A	0.250	2.48	2.88	2013/03/04	100,000,000	2012/07/16
66662	UBS AG	CUni R Bull CBBC Feb 2013 A	0.250	8.38	9.38	2013/02/18	100,000,000	2012/07/16
66624	UBS AG	HSI R Bull CBBC Mar 2013 C	0.250	19,350 per 10,000 units	19,550 per 10,000 units	2013/03/27	300,000,000	2012/07/16
66660	UBS AG	HSI R Bear CBBC Oct 2012 I	0.250	19,700 per 10,000 units	19,500 per 10,000 units	2012/10/30	300,000,000	2012/07/16
66659	UBS AG	HSI R Bear CBBC Feb 2013 C	0.250	19,850 per 10,000 units	19,650 per 10,000 units	2013/02/27	300,000,000	2012/07/16
66905	BNP Paribas Arbit Issu B.V.	HSI R Bull CBBC Apr 2013 J	0.250	19,200 per 10,000 units	19,400 per 10,000 units	2013/04/29	200,000,000	2012/07/17
66947	Credit Suisse AG	HSI R Bull CBBC Dec 2012 X	0.250	19,180 per 10,000 units	19,380 per 10,000 units	2012/12/28	400,000,000	2012/07/17
66954	Credit Suisse AG	HSI R Bear CBBC Dec 2012 Q	0.250	19,700 per 10,000 units	19,500 per 10,000 units	2012/12/28	400,000,000	2012/07/17
66976	Credit Suisse AG	HSI R Bear CBBC Dec 2012 R	0.250	19,570 per 10,000 units	19,370 per 10,000 units	2012/12/28	400,000,000	2012/07/17
66978	Credit Suisse AG	HSI R Bear CBBC Dec 2012 S	0.250	19,600 per 12,000 units	19,400 per 12,000 units	2012/12/28	400,000,000	2012/07/17
67032	Goldman Sachs SP (Asia)	HSI R Bull CBBC Oct 2012 G	0.253	18,688 per 10,000 units	18,888 per 10,000 units	2012/10/30	150,000,000	2012/07/17
67033	Goldman Sachs SP (Asia)	HSI R Bull CBBC Oct 2012 H	0.262	18,488 per 10,000 units	18,688 per 10,000 units	2012/10/30	150,000,000	2012/07/17
66819	HK Bank	Cheung Kong R Bull CBBC Jan 2013 A	0.250	84.88 per 100 units	90.88 per 100 units	2013/01/28	60,000,000	2012/07/17
66831	HK Bank	Cheung Kong R Bear CBBC Mar 2013 A	0.300	126 per 100 units	120 per 100 units	2013/03/04	50,000,000	2012/07/17
66858	HK Bank	A50 R Bear CBBC Feb 2013 B	0.250	10.58	10.28	2013/02/26	50,000,000	2012/07/17
66792	HK Bank	ICBC R Bull CBBC Apr 2013 B	0.250	3.63	3.88	2013/04/16	60,000,000	2012/07/17
66943	SGA Societe Generale Acceptance N.V.	HSI R Bull CBBC Nov 12I	0.250	19,150 per 10,000 units	19,350 per 10,000 units	2012/11/29	200,000,000	2012/07/17
66772	SGA Societe Generale Acceptance N.V.	HSI R Bear CBBC Oct 12W	0.250	19,700 per 10,000 units	19,500 per 10,000 units	2012/10/30	200,000,000	2012/07/17
66972	SGA Societe Generale Acceptance N.V.	HSI R Bear CBBC Oct 12Z	0.250	19,600 per 10,000 units	19,400 per 10,000 units	2012/10/30	200,000,000	2012/07/17
66973	UBS AG	HSI R Bull CBBC Jan 2013 A	0.250	19,200 per 10,000 units	19,400 per 10,000 units	2013/01/30	300,000,000	2012/07/17
66996	UBS AG	HSI R Bull CBBC Jan 2013 E	0.250	17,200 per 10,000 units	17,400 per 10,000 units	2013/01/30	300,000,000	2012/07/17
66999	UBS AG	HSI R Bull CBBC May 2013 C	0.250	17,900 per 38,000 units	18,300 per 38,000 units	2013/05/30	300,000,000	2012/07/17
66998	UBS AG	HSI R Bull CBBC Jul 2013 C	0.250	17,400 per 38,000 units	17,800 per 38,000 units	2013/07/30	300,000,000	2012/07/17
66997	UBS AG	HSI R Bull CBBC Sep 2013 A	0.250	15,900 per 38,000 units	16,300 per 38,000 units	2013/09/27	300,000,000	2012/07/17
66982	UBS AG	HSI R Bear CBBC Dec 2012 O	0.250	19,600 per 10,000 units	19,400 per 10,000 units	2012/12/28	300,000,000	2012/07/17
66979	UBS AG	HSI R Bear CBBC Mar 2013 E	0.250	19,750 per 10,000 units	19,550 per 10,000 units	2013/03/27	300,000,000	2012/07/17
67039	BNP Paribas Arbit Issu B.V.	HSI R Bull CBBC Apr 2013 K	0.250	19,100 per 10,000 units	19,300 per 10,000 units	2013/04/29	200,000,000	2012/07/18
67036	Credit Suisse AG	HSI R Bull CBBC Dec 2012 A	0.250	19,150 per 10,000 units	19,350 per 10,000 units	2012/12/28	400,000,000	2012/07/18
67038	Credit Suisse AG	HSI R Bear CBBC Dec 2012 T	0.250	19,650 per 10,000 units	19,450 per 10,000 units	2012/12/28	400,000,000	2012/07/18
67043	Credit Suisse AG	HSI R Bear CBBC Dec 2012 U	0.250	19,522 per 10,000 units	19,322 per 10,000 units	2012/12/28	400,000,000	2012/07/18
67046	Credit Suisse AG	HSI R Bear CBBC Dec 2012 V	0.250	19,550 per 12,000 units	19,350 per 12,000 units	2012/12/28	400,000,000	2012/07/18
67034	HK Bank	Anhui Conch R Bull CBBC Mar 2013 A	0.420	15.88	17.88	2013/03/18	30,000,000	2012/07/18
67035	HK Bank	HSI R Bear CBBC Feb 2013 B	0.250	20,188 per 15,000 units	19,888 per 15,000 units	2013/02/27	150,000,000	2012/07/18
67041	SGA Societe Generale Acceptance N.V.	HSI R Bull CBBC Nov 12K	0.250	19,050 per 10,000 units	19,250 per 10,000 units	2012/11/29	200,000,000	2012/07/18
67050	UBS AG	AIA R Bear CBBC Jan 2013 A	0.330	30.88	29.88	2013/01/21	100,000,000	2012/07/18
67048	UBS AG	CC Bank R Bull CBBC Feb 2013 A	0.250	3.7	4	2013/02/18	100,000,000	2012/07/18
67040	UBS AG	HSI R Bull CBBC Mar 2013 D	0.250	19,150 per 10,000 units	19,350 per 10,000 units	2013/03/27	300,000,000	2012/07/18
67047	UBS AG	HSI R Bear CBBC Feb 2013 D	0.250	19,550 per 10,000 units	19,350 per 10,000 units	2013/02/27	300,000,000	2012/07/18
67176	BNP Paribas Arbit Issu B.V.	HSCEI R Bull CBBC Mar 2013 E	0.250	8,300 per 5,000 units	8,500 per 5,000 units	2013/03/27	200,000,000	2012/07/19
67187	BNP Paribas Arbit Issu B.V.	HSCEI R Bull CBBC Mar 2013 F	0.250	8,600 per 5,000 units	8,800 per 5,000 units	2013/03/27	200,000,000	2012/07/19

Newly listed callable bull/bear contracts in 2012 (continued)

Code	Issuer	Name of issue	Issue prices (HK\$)	Strike price (HKD) / Strike level per 10 units	Call price (HKD) / Call level per 10 units	Expiry date	No. of issue (units)	Listing date
67206	BNP Paribas Arbit Issu B.V.	HSI R Bull CBBC Apr 2013 H	0.250	18,900 per 10,000 units	19,100 per 10,000 units	2013/04/29	200,000,000	2012/07/19
67214	BNP Paribas Arbit Issu B.V.	HSI R Bull CBBC Apr 2013 L	0.250	19,000 per 10,000 units	19,200 per 10,000 units	2013/04/29	200,000,000	2012/07/19
67248	BNP Paribas Arbit Issu B.V.	HSI R Bull CBBC Apr 2013 M	0.250	18,800 per 10,000 units	19,000 per 10,000 units	2013/04/29	200,000,000	2012/07/19
67249	BNP Paribas Arbit Issu B.V.	HSI R Bear CBBC Oct 2012 R	0.250	19,400 per 10,000 units	19,200 per 10,000 units	2012/10/30	200,000,000	2012/07/19
67268	BNP Paribas Arbit Issu B.V.	HSI R Bear CBBC Oct 2012 S	0.250	19,500 per 10,000 units	19,300 per 10,000 units	2012/10/30	200,000,000	2012/07/19
67287	BNP Paribas Arbit Issu B.V.	HSI R Bear CBBC Oct 2012 T	0.250	19,600 per 10,000 units	19,400 per 10,000 units	2012/10/30	200,000,000	2012/07/19
67104	Credit Suisse AG	HSI R Bull CBBC Dec 2012 B	0.250	19,200 per 10,000 units	19,400 per 10,000 units	2012/12/28	400,000,000	2012/07/19
67118	Credit Suisse AG	HSI R Bull CBBC Dec 2012 C	0.250	19,000 per 10,000 units	19,200 per 10,000 units	2012/12/28	400,000,000	2012/07/19
67120	Credit Suisse AG	HSI R Bull CBBC Dec 2012 D	0.250	18,950 per 10,000 units	19,150 per 10,000 units	2012/12/28	400,000,000	2012/07/19
67121	Credit Suisse AG	HSI R Bull CBBC Dec 2012 E	0.250	18,900 per 10,000 units	19,100 per 10,000 units	2012/12/28	400,000,000	2012/07/19
67127	Credit Suisse AG	HSI R Bull CBBC Dec 2012 F	0.250	18,850 per 10,000 units	19,050 per 10,000 units	2012/12/28	400,000,000	2012/07/19
67288	Credit Suisse AG	HSI R Bull CBBC Jan 2013 F	0.250	18,800 per 10,000 units	19,000 per 10,000 units	2013/01/30	400,000,000	2012/07/19
67231	Credit Suisse AG	HSI R Bear CBBC Dec 2012 W	0.250	19,310 per 10,000 units	19,110 per 10,000 units	2012/12/28	400,000,000	2012/07/19
67233	Credit Suisse AG	HSI R Bear CBBC Dec 2012 X	0.250	19,350 per 12,000 units	19,150 per 12,000 units	2012/12/28	400,000,000	2012/07/19
67234	Credit Suisse AG	HSI R Bear CBBC Dec 2012 Y	0.250	19,450 per 10,000 units	19,250 per 10,000 units	2012/12/28	400,000,000	2012/07/19
67243	Credit Suisse AG	HSI R Bear CBBC Dec 2012 Z	0.250	19,500 per 12,000 units	19,300 per 12,000 units	2012/12/28	400,000,000	2012/07/19
67298	Credit Suisse AG	HSI R Bear CBBC Jan 2013 A	0.250	19,226 per 10,000 units	19,026 per 10,000 units	2013/01/30	400,000,000	2012/07/19
67301	Credit Suisse AG	HSI R Bear CBBC Jan 2013 B	0.250	19,250 per 12,000 units	19,050 per 12,000 units	2013/01/30	400,000,000	2012/07/19
67411	Bank of East Asia	COVS R Bear CBBC Feb 2013 A	0.290	20.86	19.66	2013/02/22	60,000,000	2012/07/19
67069	HK Bank	BOCL R Bear CBBC Apr 2013 A	0.250	3.16	2.98	2013/04/26	50,000,000	2012/07/19
67060	HK Bank	CC Bank R Bull CBBC Mar 2013 C	0.250	3.48	3.78	2013/03/11	80,000,000	2012/07/19
67061	HK Bank	CC Bank R Bear CBBC Mar 2013 A	0.250	5.4	5.1	2013/03/11	50,000,000	2012/07/19
67072	HK Bank	HKEx R Bull CBBC Feb 2013 A	0.250	91.88 per 100 units	97.88 per 100 units	2013/02/18	60,000,000	2012/07/19
67081	HK Bank	HKEx R Bear CBBC Feb 2013 A	0.250	119.88 per 100 units	113.88 per 100 units	2013/02/18	50,000,000	2012/07/19
67082	HK Bank	HSI R Bear CBBC Mar 2013 A	0.250	19,988 per 15,000 units	19,688 per 15,000 units	2013/03/27	200,000,000	2012/07/19
67059	HK Bank	ICBC R Bear CBBC Feb 2013 A	0.250	4.83	4.58	2013/02/25	50,000,000	2012/07/19
67413	J P Morgan SP BV	HSI R Bull CBBC Mar 2013 R	0.250	18,525 per 10,000 units	18,775 per 10,000 units	2013/03/27	300,000,000	2012/07/19
67424	J P Morgan SP BV	HSI R Bear CBBC Jan 2013 M	0.250	19,575 per 10,000 units	19,325 per 10,000 units	2013/01/30	300,000,000	2012/07/19
67425	J P Morgan SP BV	HSI R Bear CBBC Jan 2013 N	0.250	19,775 per 10,000 units	19,525 per 10,000 units	2013/01/30	300,000,000	2012/07/19
62153	J P Morgan SP BV	HSI R Bear CBBC Jan 2013 O	0.250	19,975 per 10,000 units	19,725 per 10,000 units	2013/01/30	300,000,000	2012/07/19
62439	J P Morgan SP BV	HSI R Bear CBBC Jan 2013 P	0.250	20,075 per 10,000 units	19,825 per 10,000 units	2013/01/30	300,000,000	2012/07/19
67051	SGA Societe Generale Acceptance N.V.	HSI R Bull CBBC Nov 12U	0.250	18,950 per 10,000 units	19,150 per 10,000 units	2012/11/29	200,000,000	2012/07/19
67148	SGA Societe Generale Acceptance N.V.	HSI R Bull CBBC Nov 12V	0.250	18,850 per 10,000 units	19,050 per 10,000 units	2012/11/29	200,000,000	2012/07/19
67296	SGA Societe Generale Acceptance N.V.	HSI R Bear CBBC Oct 12B	0.250	19,300 per 10,000 units	19,100 per 10,000 units	2012/10/30	200,000,000	2012/07/19
67222	SGA Societe Generale Acceptance N.V.	HSI R Bear CBBC Oct 12R	0.250	19,500 per 10,000 units	19,300 per 10,000 units	2012/10/30	200,000,000	2012/07/19
67228	SGA Societe Generale Acceptance N.V.	HSI R Bear CBBC Oct 12X	0.250	19,400 per 10,000 units	19,200 per 10,000 units	2012/10/30	200,000,000	2012/07/19
67406	UBS AG	ABC R Bear CBBC Mar 2013 A	0.250	3.75	3.5	2013/03/25	100,000,000	2012/07/19
67399	UBS AG	China Life R Bull CBBC May 2013 A	0.250	18.88	19.88	2013/05/20	100,000,000	2012/07/19
67408	UBS AG	CNOOC R Bull CBBC Dec 2012 B	0.250	13.08	13.88	2012/12/03	100,000,000	2012/07/19
67407	UBS AG	CNOOC R Bear CBBC Nov 2012 A	0.280	17.68	16.88	2012/11/26	100,000,000	2012/07/19
67398	UBS AG	A50 China R Bull CBBC Mar 2013 A	0.250	7.7	8	2013/03/04	100,000,000	2012/07/19
67368	UBS AG	A50 China R Bear CBBC Nov 2012 B	0.250	10.8	10.5	2012/11/19	100,000,000	2012/07/19

Newly listed callable bull/bear contracts in 2012 (continued)

Code	Issuer	Name of issue	Issue prices (HK\$)	Strike price (HKD) / Strike level per 10 units	Call price (HKD) / Call level per 10 units	Expiry date	No. of issue (units)	Listing date
67350	UBS AG	HSCEI R Bull CBBC Jan 2013 A	0.250	7,300 per 10,000 units	7,500 per 10,000 units	2013/01/30	100,000,000	2012/07/19
67340	UBS AG	HSCEI R Bear CBBC Nov 2012 B	0.250	9,700 per 10,000 units	9,500 per 10,000 units	2012/11/29	100,000,000	2012/07/19
67215	UBS AG	HSI R Bull CBBC Oct 2012 R	0.250	18,900 per 10,000 units	19,100 per 10,000 units	2012/10/30	300,000,000	2012/07/19
67216	UBS AG	HSI R Bull CBBC Nov 2012 F	0.250	19,100 per 10,000 units	19,300 per 10,000 units	2012/11/29	300,000,000	2012/07/19
67307	UBS AG	HSI R Bear CBBC Nov 2012 W	0.250	19,400 per 10,000 units	19,200 per 10,000 units	2012/11/29	300,000,000	2012/07/19
67329	UBS AG	HSI R Bear CBBC Jan 2013 D	0.250	19,250 per 10,000 units	19,050 per 10,000 units	2013/01/30	300,000,000	2012/07/19
67410	UBS AG	SHK Ppt R Bull CBBC Feb 2013 A	0.250	86 per 100 units	90 per 100 units	2013/02/18	100,000,000	2012/07/19
67409	UBS AG	SHK Ppt R Bear CBBC Dec 2012 A	0.250	119 per 100 units	115 per 100 units	2012/12/24	100,000,000	2012/07/19
63036	Credit Suisse AG	HSI R Bull CBBC Jan 2013 G	0.250	18,838 per 12,000 units	19,038 per 12,000 units	2013/01/30	400,000,000	2012/07/20
63013	Credit Suisse AG	HSI R Bear CBBC Jan 2013 C	0.250	19,400 per 10,000 units	19,200 per 10,000 units	2013/01/30	400,000,000	2012/07/20
63112	Goldman Sachs SP (Asia)	HSI R Bull CBBC Oct 2012 I	0.262	18,088 per 10,000 units	18,288 per 10,000 units	2012/10/30	150,000,000	2012/07/20
63130	Goldman Sachs SP (Asia)	HSI R Bull CBBC Oct 2012 J	0.253	18,288 per 10,000 units	18,488 per 10,000 units	2012/10/30	150,000,000	2012/07/20
63183	Goldman Sachs SP (Asia)	HSI R Bear CBBC Oct 2012 J	0.251	19,438 per 10,000 units	19,238 per 10,000 units	2012/10/30	150,000,000	2012/07/20
63222	Goldman Sachs SP (Asia)	HSI R Bear CBBC Oct 2012 K	0.251	19,938 per 10,000 units	19,738 per 10,000 units	2012/10/30	150,000,000	2012/07/20
62592	HK Bank	A50 R Bull CBBC Apr 2013 A	0.250	7.88	8.18	2013/04/15	60,000,000	2012/07/20
62869	HK Bank	HKE X R Bull CBBC Mar 2013 A	0.250	81.88 per 100 units	87.88 per 100 units	2013/03/15	60,000,000	2012/07/20
62816	HK Bank	HKE X R Bull CBBC May 2013 A	0.300	76.88 per 100 units	82.88 per 100 units	2013/05/06	60,000,000	2012/07/20
62900	HK Bank	HSI R Bull CBBC May 2013 C	0.250	17,228 per 20,000 units	17,628 per 20,000 units	2013/05/30	200,000,000	2012/07/20
62935	HK Bank	HSI R Bull CBBC Jun 2013 B	0.250	16,228 per 20,000 units	16,628 per 20,000 units	2013/06/27	200,000,000	2012/07/20
62967	HK Bank	HSI R Bull CBBC Jul 2013 A	0.250	15,028 per 20,000 units	15,428 per 20,000 units	2013/07/30	200,000,000	2012/07/20
62450	HK Bank	ICBC R Bear CBBC Mar 2013 A	0.250	4.53	4.28	2013/03/04	50,000,000	2012/07/20
62890	HK Bank	PetCh R Bull CBBC Mar 2013 A	0.250	7.58	7.98	2013/03/04	50,000,000	2012/07/20
63111	UBS AG	CC Bank R Bear CBBC Jan 2013 A	0.250	5.3	5	2013/01/28	100,000,000	2012/07/20
63039	UBS AG	HSI R Bull CBBC Apr 2013 A	0.250	18,800 per 10,000 units	19,000 per 10,000 units	2013/04/29	300,000,000	2012/07/20
63035	UBS AG	HSI R Bear CBBC Mar 2013 F	0.250	19,300 per 10,000 units	19,100 per 10,000 units	2013/03/27	300,000,000	2012/07/20
63015	UBS AG	HSI R Bear CBBC Apr 2013 A	0.250	19,450 per 10,000 units	19,250 per 10,000 units	2013/04/29	300,000,000	2012/07/20
63043	UBS AG	ICBC R Bear CBBC Feb 2013 A	0.250	4.8	4.5	2013/02/18	100,000,000	2012/07/20
63907	Credit Suisse AG	HSI R Bull CBBC Jan 2013 H	0.250	18,280 per 10,000 units	18,480 per 10,000 units	2013/01/30	400,000,000	2012/07/23
63912	Credit Suisse AG	HSI R Bear CBBC Jan 2013 D	0.250	19,488 per 10,000 units	19,288 per 10,000 units	2013/01/30	400,000,000	2012/07/23
63913	Credit Suisse AG	HSI R Bear CBBC Jan 2013 E	0.250	19,388 per 10,000 units	19,188 per 10,000 units	2013/01/30	400,000,000	2012/07/23
63922	Goldman Sachs SP (Asia)	HSI R Bear CBBC Oct 2012 L	0.251	19,738 per 10,000 units	19,538 per 10,000 units	2012/10/30	150,000,000	2012/07/23
63503	HK Bank	HSI R Bear CBBC Mar 2013 B	0.250	19,688 per 15,000 units	19,488 per 15,000 units	2013/03/27	100,000,000	2012/07/23
63517	HK Bank	HSI R Bear CBBC Apr 2013 A	0.250	20,728 per 20,000 units	20,428 per 20,000 units	2013/04/29	200,000,000	2012/07/23
63827	HK Bank	HSI R Bear CBBC Apr 2013 B	0.250	22,728 per 20,000 units	22,428 per 20,000 units	2013/04/29	200,000,000	2012/07/23
63686	HK Bank	HSI R Bear CBBC May 2013 D	0.250	21,728 per 20,000 units	21,428 per 20,000 units	2013/05/30	200,000,000	2012/07/23
63848	HK Bank	HSI R Bear CBBC May 2013 E	0.250	23,728 per 20,000 units	23,428 per 20,000 units	2013/05/30	200,000,000	2012/07/23
63322	Merrill Lynch Int'l & Co. C.V.	HSI R Bear CBBC Oct 2012 O	0.250	19,688 per 10,000 units	19,488 per 10,000 units	2012/10/30	60,000,000	2012/07/23
63487	Merrill Lynch Int'l & Co. C.V.	HSI R Bear CBBC Oct 2012 P	0.250	19,888 per 10,000 units	19,688 per 10,000 units	2012/10/30	60,000,000	2012/07/23
63496	Merrill Lynch Int'l & Co. C.V.	HSI R Bear CBBC Oct 2012 Q	0.250	20,088 per 10,000 units	19,888 per 10,000 units	2012/10/30	60,000,000	2012/07/23
63882	SGA Societe Generale Acceptance N.V.	HSI R Bear CBBC Nov 12E	0.250	19,350 per 10,000 units	19,150 per 10,000 units	2012/11/29	200,000,000	2012/07/23
63908	UBS AG	Anhui Conch R Bull CBBC Feb 2013 A	0.520	16	18	2013/02/25	50,000,000	2012/07/23
63911	UBS AG	HSI R Bull CBBC Dec 2012 L	0.250	18,850 per 10,000 units	19,050 per 10,000 units	2012/12/28	300,000,000	2012/07/23
63849	UBS AG	HSI R Bear CBBC Oct 2012 H	0.250	19,500 per 10,000 units	19,300 per 10,000 units	2012/10/30	300,000,000	2012/07/23

Newly listed callable bull/bear contracts in 2012 (continued)

Code	Issuer	Name of issue	Issue prices (HK\$)	Strike price (HKD) / Strike level per 10 units	Call price (HKD) / Call level per 10 units	Expiry date	No. of issue (units)	Listing date
63851	UBS AG	HSI R Bear CBBC May 2013 C	0.250	19,350 per 10,000 units	19,150 per 10,000 units	2013/05/30	300,000,000	2012/07/23
63966	BNP Paribas Arbit Issu B.V.	HSI R Bull CBBC Apr 2013 N	0.250	19,200 per 10,000 units	19,400 per 10,000 units	2013/04/29	200,000,000	2012/07/24
63962	Credit Suisse AG	HSI R Bull CBBC Jan 2013 I	0.250	19,050 per 10,000 units	19,250 per 10,000 units	2013/01/30	400,000,000	2012/07/24
64021	Credit Suisse AG	HSI R Bull CBBC Jan 2013 K	0.250	19,255 per 10,000 units	19,455 per 10,000 units	2013/01/30	400,000,000	2012/07/24
64024	Credit Suisse AG	HSI R Bull CBBC Jan 2013 L	0.250	19,100 per 10,000 units	19,300 per 10,000 units	2013/01/30	400,000,000	2012/07/24
63947	Credit Suisse AG	HSI R Bear CBBC Jan 2013 F	0.250	19,600 per 10,000 units	19,400 per 10,000 units	2013/01/30	400,000,000	2012/07/24
63954	Credit Suisse AG	HSI R Bear CBBC Jan 2013 G	0.250	19,538 per 10,000 units	19,338 per 10,000 units	2013/01/30	400,000,000	2012/07/24
64026	Daiwa Capital Mkt	HSI R Bull CBBC Dec 2012 G	0.250	19,238 per 10,000 units	19,438 per 10,000 units	2012/12/28	158,000,000	2012/07/24
64027	Daiwa Capital Mkt	HSI R Bull CBBC Jan 2013 B	0.250	19,050 per 10,000 units	19,250 per 10,000 units	2013/01/30	158,000,000	2012/07/24
64029	Goldman Sachs SP (Asia)	HSI R Bull CBBC Oct 2012 K	0.270	18,988 per 10,000 units	19,188 per 10,000 units	2012/10/30	150,000,000	2012/07/24
64039	Goldman Sachs SP (Asia)	HSI R Bull CBBC Oct 2012 L	0.264	19,188 per 10,000 units	19,388 per 10,000 units	2012/10/30	150,000,000	2012/07/24
64025	Merrill Lynch Int'l & Co. C.V.	HSI R Bull CBBC Oct 2012 O	0.250	18,928 per 10,000 units	19,128 per 10,000 units	2012/10/30	60,000,000	2012/07/24
63955	SGA Societe Generale Acceptance N.V.	HSI R Bull CBBC Nov 12H	0.250	19,150 per 10,000 units	19,350 per 10,000 units	2012/11/29	200,000,000	2012/07/24
63960	SGA Societe Generale Acceptance N.V.	HSI R Bull CBBC Nov 12X	0.250	19,250 per 10,000 units	19,450 per 10,000 units	2012/11/29	200,000,000	2012/07/24
63923	SGA Societe Generale Acceptance N.V.	HSI R Bear CBBC Oct 12S	0.250	19,600 per 10,000 units	19,400 per 10,000 units	2012/10/30	200,000,000	2012/07/24
64011	UBS AG	HKEx R Bear CBBC Dec 2012 A	0.250	116 per 100 units	110 per 100 units	2012/12/17	100,000,000	2012/07/24
63970	UBS AG	HSI R Bull CBBC Nov 2012 T	0.250	19,250 per 10,000 units	19,450 per 10,000 units	2012/11/29	300,000,000	2012/07/24
63974	UBS AG	HSI R Bull CBBC Jan 2013 F	0.250	19,000 per 10,000 units	19,200 per 10,000 units	2013/01/30	300,000,000	2012/07/24
63941	UBS AG	HSI R Bear CBBC Dec 2012 P	0.250	19,600 per 10,000 units	19,400 per 10,000 units	2012/12/28	300,000,000	2012/07/24
64047	BNP Paribas Arbit Issu B.V.	HSI R Bull CBBC Apr 2013 Q	0.250	19,100 per 10,000 units	19,300 per 10,000 units	2013/04/29	200,000,000	2012/07/25
64042	Credit Suisse AG	HSI R Bull CBBC Jan 2013 M	0.250	19,150 per 10,000 units	19,350 per 10,000 units	2013/01/30	400,000,000	2012/07/25
64057	Credit Suisse AG	HSI R Bear CBBC Oct 2012 P	0.250	19,550 per 10,000 units	19,350 per 10,000 units	2012/10/30	400,000,000	2012/07/25
64086	Credit Suisse AG	HSI R Bear CBBC Oct 2012 Q	0.250	19,650 per 10,000 units	19,450 per 10,000 units	2012/10/30	400,000,000	2012/07/25
64137	Daiwa Capital Mkt	HSI R Bear CBBC Jan 2013 A	0.250	19,680 per 10,000 units	19,480 per 10,000 units	2013/01/30	158,000,000	2012/07/25
64049	SGA Societe Generale Acceptance N.V.	HSI R Bull CBBC Nov 12B	0.250	19,050 per 10,000 units	19,250 per 10,000 units	2012/11/29	200,000,000	2012/07/25
64045	UBS AG	HSI R Bull CBBC Jan 2013 H	0.250	19,200 per 10,000 units	19,400 per 10,000 units	2013/01/30	300,000,000	2012/07/25
64134	UBS AG	HSI R Bull CBBC Mar 2013 E	0.250	19,050 per 10,000 units	19,250 per 10,000 units	2013/03/27	300,000,000	2012/07/25
64111	UBS AG	HSI R Bear CBBC Feb 2013 E	0.250	19,550 per 10,000 units	19,350 per 10,000 units	2013/02/27	300,000,000	2012/07/25
64237	BNP Paribas Arbit Issu B.V.	HSI R Bull CBBC Apr 2013 R	0.250	19,300 per 10,000 units	19,500 per 10,000 units	2013/04/29	200,000,000	2012/07/26
64141	BNP Paribas Arbit Issu B.V.	HSI R Bear CBBC Oct 2012 U	0.250	19,800 per 10,000 units	19,600 per 10,000 units	2012/10/30	200,000,000	2012/07/26
64246	Credit Suisse AG	HSI R Bull CBBC Nov 2012 D	0.250	19,347 per 12,000 units	19,547 per 12,000 units	2012/11/29	400,000,000	2012/07/26
64254	Credit Suisse AG	HSI R Bull CBBC Nov 2012 F	0.250	19,300 per 10,000 units	19,500 per 10,000 units	2012/11/29	400,000,000	2012/07/26
64255	Credit Suisse AG	HSI R Bull CBBC Nov 2012 H	0.250	19,200 per 12,000 units	19,400 per 12,000 units	2012/11/29	400,000,000	2012/07/26
64158	Credit Suisse AG	HSI R Bear CBBC Oct 2012 A	0.250	19,650 per 10,000 units	19,450 per 10,000 units	2012/10/30	400,000,000	2012/07/26
64161	Credit Suisse AG	HSI R Bear CBBC Oct 2012 G	0.250	19,700 per 10,000 units	19,500 per 10,000 units	2012/10/30	400,000,000	2012/07/26
64168	Credit Suisse AG	HSI R Bear CBBC Oct 2012 K	0.250	19,750 per 10,000 units	19,550 per 10,000 units	2012/10/30	400,000,000	2012/07/26
64146	Credit Suisse AG	HSI R Bear CBBC Oct 2012 W	0.250	19,440 per 10,000 units	19,240 per 10,000 units	2012/10/30	400,000,000	2012/07/26
64139	HK Bank	A50 R Bull CBBC Mar 2013 B	0.250	8.98	9.28	2013/03/18	60,000,000	2012/07/26
64140	HK Bank	A50 R Bull CBBC Mar 2013 C	0.250	8.68	8.98	2013/03/25	60,000,000	2012/07/26
64138	HK Bank	A50 R Bear CBBC Jan 2013 B	0.250	10.28	9.98	2013/01/28	50,000,000	2012/07/26
64259	Merrill Lynch Int'l & Co. C.V.	HSI R Bull CBBC Oct 2012 P	0.250	19,128 per 10,000 units	19,328 per 10,000 units	2012/10/30	60,000,000	2012/07/26
64231	SGA Societe Generale Acceptance N.V.	HSI R Bull CBBC Dec 12Q	0.250	19,300 per 10,000 units	19,500 per 10,000 units	2012/12/28	200,000,000	2012/07/26

Newly listed callable bull/bear contracts in 2012 (continued)

Code	Issuer	Name of issue	Issue prices (HK\$)	Strike price (HKD) / Strike level per 10 units	Call price (HKD) / Call level per 10 units	Expiry date	No. of issue (units)	Listing date
64230	SGA Societe Generale Acceptance N.V.	HSI R Bear CBBC Oct 12B	0.250	19,800 per 10,000 units	19,600 per 10,000 units	2012/10/30	200,000,000	2012/07/26
64200	SGA Societe Generale Acceptance N.V.	HSI R Bear CBBC Oct 12Y	0.250	19,500 per 10,000 units	19,300 per 10,000 units	2012/10/30	200,000,000	2012/07/26
64208	SGA Societe Generale Acceptance N.V.	HSI R Bear CBBC Oct 12Z	0.250	19,700 per 10,000 units	19,500 per 10,000 units	2012/10/30	200,000,000	2012/07/26
64327	UBS AG	China Life R Bull CBBC Mar 2013 A	0.250	19.88	20.88	2013/03/04	100,000,000	2012/07/26
64298	UBS AG	A50 China R Bear CBBC Feb 2013 A	0.250	11.8	11.5	2013/02/18	100,000,000	2012/07/26
64289	UBS AG	HSI R Bull CBBC Mar 2013 F	0.250	19,350 per 10,000 units	19,550 per 10,000 units	2013/03/27	300,000,000	2012/07/26
64291	UBS AG	HSI R Bull CBBC May 2013 D	0.250	19,150 per 10,000 units	19,350 per 10,000 units	2013/05/30	300,000,000	2012/07/26
64174	UBS AG	HSI R Bear CBBC Oct 2012 K	0.250	19,800 per 10,000 units	19,600 per 10,000 units	2012/10/30	300,000,000	2012/07/26
64260	UBS AG	HSI R Bear CBBC Dec 2012 Q	0.250	21,200 per 10,000 units	21,000 per 10,000 units	2012/12/28	300,000,000	2012/07/26
64261	UBS AG	HSI R Bear CBBC Dec 2012 R	0.250	20,700 per 10,000 units	20,500 per 10,000 units	2012/12/28	300,000,000	2012/07/26
64280	UBS AG	HSI R Bear CBBC Dec 2012 S	0.250	20,050 per 10,000 units	19,850 per 10,000 units	2012/12/28	300,000,000	2012/07/26
64175	UBS AG	HSI R Bear CBBC May 2013 D	0.250	19,650 per 10,000 units	19,450 per 10,000 units	2013/05/30	300,000,000	2012/07/26
64328	UBS AG	TCH R Bull CBBC Mar 2013 A	0.360	192 per 100 units	200 per 100 units	2013/03/25	100,000,000	2012/07/26
65834	BNP Paribas Arbit Issu B.V.	HSI R Bull CBBC Apr 2013 X	0.250	19,400 per 10,000 units	19,600 per 10,000 units	2013/04/29	200,000,000	2012/07/27
65841	Credit Suisse AG	HSI R Bull CBBC Nov 2012 A	0.250	19,400 per 12,000 units	19,600 per 12,000 units	2012/11/29	400,000,000	2012/07/27
65840	Credit Suisse AG	HSI R Bull CBBC Nov 2012 I	0.250	19,440 per 10,000 units	19,640 per 10,000 units	2012/11/29	400,000,000	2012/07/27
65842	Credit Suisse AG	HSI R Bull CBBC Nov 2012 K	0.250	19,238 per 10,000 units	19,438 per 10,000 units	2012/11/29	400,000,000	2012/07/27
65843	Credit Suisse AG	HSI R Bull CBBC Nov 2012 L	0.250	19,128 per 12,000 units	19,328 per 12,000 units	2012/11/29	400,000,000	2012/07/27
64466	Credit Suisse AG	HSI R Bear CBBC Oct 2012 R	0.250	19,800 per 10,000 units	19,600 per 10,000 units	2012/10/30	400,000,000	2012/07/27
65845	Credit Suisse AG	HSI R Bear CBBC Oct 2012 Y	0.250	19,850 per 10,000 units	19,650 per 10,000 units	2012/10/30	400,000,000	2012/07/27
65835	Daiwa Capital Mkt	HSI R Bull CBBC Dec 2012 H	0.250	19,438 per 10,000 units	19,638 per 10,000 units	2012/12/28	158,000,000	2012/07/27
65839	Goldman Sachs SP (Asia)	HSI R Bull CBBC Oct 2012 M	0.253	19,388 per 10,000 units	19,588 per 10,000 units	2012/10/30	150,000,000	2012/07/27
65836	Goldman Sachs SP (Asia)	HSI R Bear CBBC Oct 2012 M	0.264	20,538 per 10,000 units	20,338 per 10,000 units	2012/10/30	150,000,000	2012/07/27
64454	HK Bank	China Mobile R Bear CBBC Jan 2013 A	0.250	103.88 per 100 units	100.88 per 100 units	2013/01/21	50,000,000	2012/07/27
64455	HK Bank	HSCEI R Bear CBBC Jan 2013 A	0.250	10,588 per 10,000 units	10,288 per 10,000 units	2013/01/30	68,000,000	2012/07/27
64457	HK Bank	HSI R Bull CBBC Mar 2013 C	0.250	18,988 per 15,000 units	19,188 per 15,000 units	2013/03/27	100,000,000	2012/07/27
64459	HK Bank	HSI R Bull CBBC Mar 2013 D	0.250	19,188 per 15,000 units	19,388 per 15,000 units	2013/03/27	100,000,000	2012/07/27
65848	J P Morgan SP BV	HSI R Bull CBBC Apr 2013 A	0.250	18,800 per 10,000 units	19,000 per 10,000 units	2013/04/29	300,000,000	2012/07/27
66016	J P Morgan SP BV	HSI R Bull CBBC Apr 2013 B	0.250	18,925 per 10,000 units	19,175 per 10,000 units	2013/04/29	300,000,000	2012/07/27
66021	J P Morgan SP BV	HSI R Bull CBBC Apr 2013 C	0.250	19,125 per 10,000 units	19,375 per 10,000 units	2013/04/29	300,000,000	2012/07/27
66030	J P Morgan SP BV	HSI R Bull CBBC Apr 2013 D	0.250	19,325 per 10,000 units	19,575 per 10,000 units	2013/04/29	300,000,000	2012/07/27
64356	SGA Societe Generale Acceptance NV	HSCEI R Bull CBBC Nov12A	0.250	8,600 per 10,000 units	8,800 per 10,000 units	2012/11/29	200,000,000	2012/07/27
64365	SGA Societe Generale Acceptance NV	HSCEI R Bull CBBC Nov12B	0.250	8,800 per 10,000 units	9,000 per 10,000 units	2012/11/29	200,000,000	2012/07/27
64381	SGA Societe Generale Acceptance NV	HSCEI R Bull CBBC Nov12C	0.250	9,000 per 10,000 units	9,200 per 10,000 units	2012/11/29	200,000,000	2012/07/27
64382	SGA Societe Generale Acceptance NV	HSCEI R Bear CBBC Nov12A	0.250	10,000 per 10,000 units	9,800 per 10,000 units	2012/11/29	200,000,000	2012/07/27
64400	SGA Societe Generale Acceptance NV	HSCEI R Bear CBBC Nov12B	0.250	10,200 per 10,000 units	10,000 per 10,000 units	2012/11/29	200,000,000	2012/07/27
64453	SGA Societe Generale Acceptance NV	HSCEI R Bear CBBC Nov12C	0.250	10,400 per 10,000 units	10,200 per 10,000 units	2012/11/29	200,000,000	2012/07/27
64744	UBS AG	China Tel R Bull CBBC Jul 2013 A	0.250	3.08	3.38	2013/07/15	100,000,000	2012/07/27
64640	UBS AG	China Tel R Bear CBBC May 2013 A	0.250	4.38	4.08	2013/05/06	100,000,000	2012/07/27
64639	UBS AG	CUni R Bear CBBC Mar 2013 A	0.330	13.88	12.88	2013/03/11	100,000,000	2012/07/27
64634	UBS AG	China Life R Bear CBBC Feb 2013 A	0.295	24.88	23.88	2013/02/04	100,000,000	2012/07/27
64633	UBS AG	HSI R Bull CBBC Jan 2013 D	0.250	19,400 per 10,000 units	19,600 per 10,000 units	2013/01/30	300,000,000	2012/07/27

Newly listed callable bull/bear contracts in 2012 (continued)

Code	Issuer	Name of issue	Issue prices (HK\$)	Strike price (HKD) / Strike level per 10 units	Call price (HKD) / Call level per 10 units	Expiry date	No. of issue (units)	Listing date
64623	UBS AG	HSI R Bull CBBC May 2013 E	0.250	18,950 per 10,000 units	19,150 per 10,000 units	2013/05/30	300,000,000	2012/07/27
64478	UBS AG	HSI R Bear CBBC Feb 2013 F	0.250	20,900 per 10,000 units	20,700 per 10,000 units	2013/02/27	300,000,000	2012/07/27
64567	UBS AG	HSI R Bear CBBC Feb 2013 G	0.250	20,400 per 10,000 units	20,200 per 10,000 units	2013/02/27	300,000,000	2012/07/27
64471	UBS AG	HSI R Bear CBBC Mar 2013 G	0.250	21,400 per 10,000 units	21,200 per 10,000 units	2013/03/27	300,000,000	2012/07/27
65101	UBS AG	Li & Fung R Bull CBBC Mar 2013 A	0.330	10.88	11.88	2013/03/04	50,000,000	2012/07/27
65083	UBS AG	Li & Fung R Bull CBBC Apr 2013 A	0.250	11.88	12.88	2013/04/08	50,000,000	2012/07/27
65072	UBS AG	Li & Fung R Bear CBBC Feb 2013 A	0.250	16.38	15.38	2013/02/18	50,000,000	2012/07/27
64886	UBS AG	Li & Fung R Bear CBBC Mar 2013 A	0.375	17.88	16.88	2013/03/25	50,000,000	2012/07/27
67244	BNP Paribas Arbit Issu B.V.	A50 Ch R Bull CBBC Mar 2013 A	0.250	8.7	9	2013/03/27	200,000,000	2012/07/30
67371	BNP Paribas Arbit Issu B.V.	HSI R Bull CBBC Apr 2013 V	0.250	18,800 per 10,000 units	19,000 per 10,000 units	2013/04/29	200,000,000	2012/07/30
66283	BNP Paribas Arbit Issu B.V.	HSI R Bull CBBC Apr 2013 Y	0.250	19,000 per 10,000 units	19,200 per 10,000 units	2013/04/29	200,000,000	2012/07/30
67266	BNP Paribas Arbit Issu B.V.	HSI R Bull CBBC Apr 2013 Z	0.250	18,900 per 10,000 units	19,100 per 10,000 units	2013/04/29	200,000,000	2012/07/30
66517	BNP Paribas Arbit Issu B.V.	HSI R Bear CBBC Oct 2012 V	0.250	19,700 per 10,000 units	19,500 per 10,000 units	2012/10/30	200,000,000	2012/07/30
66932	BNP Paribas Arbit Issu B.V.	HSI R Bear CBBC Oct 2012 W	0.250	19,600 per 10,000 units	19,400 per 10,000 units	2012/10/30	200,000,000	2012/07/30
67115	BNP Paribas Arbit Issu B.V.	HSI R Bear CBBC Oct 2012 X	0.250	19,500 per 10,000 units	19,300 per 10,000 units	2012/10/30	200,000,000	2012/07/30
67147	BNP Paribas Arbit Issu B.V.	HSI R Bear CBBC Oct 2012 Y	0.250	19,400 per 10,000 units	19,200 per 10,000 units	2012/10/30	200,000,000	2012/07/30
66281	Credit Suisse AG	HSI R Bull CBBC Nov 2012 M	0.250	19,000 per 10,000 units	19,200 per 10,000 units	2012/11/29	400,000,000	2012/07/30
66282	Credit Suisse AG	HSI R Bull CBBC Nov 2012 N	0.250	19,088 per 10,000 units	19,288 per 10,000 units	2012/11/29	400,000,000	2012/07/30
66280	Credit Suisse AG	HSI R Bull CBBC Nov 2012 Z	0.250	18,950 per 10,000 units	19,150 per 10,000 units	2012/11/29	400,000,000	2012/07/30
67289	Credit Suisse AG	HSI R Bull CBBC Dec 2012 J	0.250	18,900 per 10,000 units	19,100 per 10,000 units	2012/12/28	400,000,000	2012/07/30
67300	Credit Suisse AG	HSI R Bull CBBC Dec 2012 K	0.250	18,850 per 12,000 units	19,050 per 12,000 units	2012/12/28	400,000,000	2012/07/30
67353	Credit Suisse AG	HSI R Bull CBBC Jan 2013 N	0.250	18,800 per 10,000 units	19,000 per 10,000 units	2013/01/30	400,000,000	2012/07/30
67269	Credit Suisse AG	HSI R Bear CBBC Oct 2012 T	0.250	19,500 per 12,000 units	19,300 per 12,000 units	2012/10/30	400,000,000	2012/07/30
67372	Credit Suisse AG	HSI R Bear CBBC Oct 2012 U	0.250	19,254 per 10,000 units	19,054 per 10,000 units	2012/10/30	400,000,000	2012/07/30
67286	Credit Suisse AG	HSI R Bear CBBC Oct 2012 V	0.250	19,350 per 10,000 units	19,150 per 10,000 units	2012/10/30	400,000,000	2012/07/30
67392	Credit Suisse AG	HSI R Bear CBBC Oct 2012 X	0.250	19,300 per 10,000 units	19,100 per 10,000 units	2012/10/30	400,000,000	2012/07/30
67393	Daiwa Capital Mkt	HSI R Bear CBBC Dec 2012 E	0.250	19,288 per 10,000 units	19,088 per 10,000 units	2012/12/28	158,000,000	2012/07/30
67426	Daiwa Capital Mkt	HSI R Bear CBBC Jan 2013 B	0.250	19,480 per 10,000 units	19,280 per 10,000 units	2013/01/30	158,000,000	2012/07/30
67471	Goldman Sachs SP (Asia)	HSI R Bear CBBC Oct 2012 N	0.252	19,538 per 10,000 units	19,338 per 10,000 units	2012/10/30	150,000,000	2012/07/30
67472	Goldman Sachs SP (Asia)	HSI R Bear CBBC Oct 2012 O	0.257	19,438 per 10,000 units	19,238 per 10,000 units	2012/10/30	150,000,000	2012/07/30
67474	Goldman Sachs SP (Asia)	HSI R Bear CBBC Oct 2012 P	0.258	19,338 per 10,000 units	19,138 per 10,000 units	2012/10/30	150,000,000	2012/07/30
66040	HK Bank	CNBM R Bull CBBC Mar 2013 A	0.250	5.48	6.28	2013/03/11	50,000,000	2012/07/30
66094	HK Bank	HSI R Bull CBBC Feb 2013 E	0.250	18,788 per 20,000 units	19,088 per 20,000 units	2013/02/27	200,000,000	2012/07/30
67430	SGA Societe Generale Acceptance N.V.	HSI R Bull CBBC Oct 12K	0.280	16,800 per 10,000 units	17,000 per 10,000 units	2012/10/30	200,000,000	2012/07/30
67431	SGA Societe Generale Acceptance N.V.	HSI R Bull CBBC Oct 12L	0.270	16,900 per 10,000 units	17,100 per 10,000 units	2012/10/30	200,000,000	2012/07/30
67434	SGA Societe Generale Acceptance N.V.	HSI R Bull CBBC Oct 12W	0.260	17,000 per 10,000 units	17,200 per 10,000 units	2012/10/30	200,000,000	2012/07/30
67437	SGA Societe Generale Acceptance N.V.	HSI R Bull CBBC Oct 12X	0.250	17,100 per 10,000 units	17,300 per 10,000 units	2012/10/30	200,000,000	2012/07/30
67306	SGA Societe Generale Acceptance N.V.	HSI R Bull CBBC Nov 12I	0.250	18,850 per 10,000 units	19,050 per 10,000 units	2012/11/29	200,000,000	2012/07/30
66114	SGA Societe Generale Acceptance N.V.	HSI R Bull CBBC Nov 12O	0.250	18,950 per 10,000 units	19,150 per 10,000 units	2012/11/29	200,000,000	2012/07/30
66277	SGA Societe Generale Acceptance N.V.	HSI R Bull CBBC Dec 12R	0.250	19,400 per 10,000 units	19,600 per 10,000 units	2012/12/28	200,000,000	2012/07/30
66413	SGA Societe Generale Acceptance N.V.	HSI R Bear CBBC Oct 12Q	0.250	19,400 per 10,000 units	19,200 per 10,000 units	2012/10/30	200,000,000	2012/07/30
67438	SGA Societe Generale Acceptance N.V.	HSI R Bear CBBC Oct 12R	0.250	19,300 per 10,000 units	19,100 per 10,000 units	2012/10/30	200,000,000	2012/07/30
67427	UBS AG	BOC HK R Bull CBBC Mar 2013 A	0.360	19.88	20.88	2013/03/18	50,000,000	2012/07/30

Newly listed callable bull/bear contracts in 2012 (continued)

Code	Issuer	Name of issue	Issue prices (HK\$)	Strike price (HKD) / Strike level per 10 units	Call price (HKD) / Call level per 10 units	Expiry date	No. of issue (units)	Listing date
67429	UBS AG	BOC HK R Bear CBBC Feb 2013 A	0.250	25.88	24.88	2013/02/25	50,000,000	2012/07/30
67344	UBS AG	CNBM R Bull CBBC Feb 2013 B	0.250	5.08	5.88	2013/02/25	50,000,000	2012/07/30
67339	UBS AG	Galaxy Ent R Bull CBBC Jan 2013 A	0.295	15.88	16.88	2013/01/28	50,000,000	2012/07/30
67343	UBS AG	Galaxy Ent R Bear CBBC Feb 2013 A	0.315	21.88	20.88	2013/02/18	50,000,000	2012/07/30
67346	UBS AG	HSI R Bull CBBC Oct 2012 Z	0.250	18,900 per 10,000 units	19,100 per 10,000 units	2012/10/30	300,000,000	2012/07/30
66286	UBS AG	HSI R Bull CBBC Nov 2012 V	0.250	19,100 per 10,000 units	19,300 per 10,000 units	2012/11/29	300,000,000	2012/07/30
66284	UBS AG	HSI R Bull CBBC May 2013 F	0.250	19,300 per 10,000 units	19,500 per 10,000 units	2013/05/30	300,000,000	2012/07/30
67441	UBS AG	HSI R Bear CBBC Oct 2012 A	0.250	19,300 per 10,000 units	19,100 per 10,000 units	2012/10/30	300,000,000	2012/07/30
67442	UBS AG	HSI R Bear CBBC Dec 2012 T	0.250	19,450 per 10,000 units	19,250 per 10,000 units	2012/12/28	300,000,000	2012/07/30
67446	UBS AG	HSI R Bear CBBC Feb 2013 H	0.250	19,700 per 10,000 units	19,500 per 10,000 units	2013/02/27	300,000,000	2012/07/30
67492	BNP Paribas Arbit Issu B.V.	HSI R Bull CBBC Apr 2013 I	0.250	18,700 per 10,000 units	18,900 per 10,000 units	2013/04/29	200,000,000	2012/07/31
67491	BNP Paribas Arbit Issu B.V.	HSI R Bear CBBC Nov 2012 A	0.250	19,300 per 10,000 units	19,100 per 10,000 units	2012/11/29	200,000,000	2012/07/31
67520	BNP Paribas Arbit Issu B.V.	HSI R Bear CBBC Nov 2012 B	0.250	19,200 per 10,000 units	19,000 per 10,000 units	2012/11/29	200,000,000	2012/07/31
67502	Credit Suisse AG	HSI R Bull CBBC Dec 2012 B	0.250	18,700 per 10,000 units	18,900 per 10,000 units	2012/12/28	400,000,000	2012/07/31
67479	Credit Suisse AG	HSI R Bull CBBC Dec 2012 X	0.250	18,853 per 10,000 units	19,053 per 10,000 units	2012/12/28	400,000,000	2012/07/31
67483	Credit Suisse AG	HSI R Bear CBBC Dec 2012 I	0.250	19,400 per 10,000 units	19,200 per 10,000 units	2012/12/28	400,000,000	2012/07/31
67505	Credit Suisse AG	HSI R Bear CBBC Dec 2012 M	0.250	19,200 per 10,000 units	19,000 per 10,000 units	2012/12/28	400,000,000	2012/07/31
67507	Credit Suisse AG	HSI R Bear CBBC Dec 2012 N	0.250	19,104 per 10,000 units	18,904 per 10,000 units	2012/12/28	400,000,000	2012/07/31
67518	Credit Suisse AG	HSI R Bear CBBC Dec 2012 O	0.250	19,130 per 12,000 units	18,930 per 12,000 units	2012/12/28	400,000,000	2012/07/31
67533	Goldman Sachs SP (Asia)	HSI R Bull CBBC Nov 2012 A	0.262	18,688 per 10,000 units	18,888 per 10,000 units	2012/11/29	150,000,000	2012/07/31
67531	Goldman Sachs SP (Asia)	HSI R Bear CBBC Nov 2012 A	0.257	19,138 per 10,000 units	18,938 per 10,000 units	2012/11/29	150,000,000	2012/07/31
67500	SGA Societe Generale Acceptance N.V.	HSI R Bull CBBC Nov 12K	0.250	18,750 per 10,000 units	18,950 per 10,000 units	2012/11/29	200,000,000	2012/07/31
67475	SGA Societe Generale Acceptance N.V.	HSI R Bull CBBC Jan 13A	0.390	16,300 per 10,000 units	16,500 per 10,000 units	2013/01/30	200,000,000	2012/07/31
67476	SGA Societe Generale Acceptance N.V.	HSI R Bull CBBC Jan 13B	0.380	16,400 per 10,000 units	16,600 per 10,000 units	2013/01/30	200,000,000	2012/07/31
67477	SGA Societe Generale Acceptance N.V.	HSI R Bull CBBC Jan 13C	0.365	16,500 per 10,000 units	16,700 per 10,000 units	2013/01/30	200,000,000	2012/07/31
67478	SGA Societe Generale Acceptance N.V.	HSI R Bull CBBC Jan 13D	0.355	16,600 per 10,000 units	16,800 per 10,000 units	2013/01/30	200,000,000	2012/07/31
67503	SGA Societe Generale Acceptance N.V.	HSI R Bear CBBC Nov 12F	0.250	19,200 per 10,000 units	19,000 per 10,000 units	2012/11/29	200,000,000	2012/07/31
67488	UBS AG	A50 China R Bull CBBC Feb 2013 A	0.250	8.95	9.25	2013/02/04	100,000,000	2012/07/31
67487	UBS AG	A50 China R Bear CBBC Jan 2013 A	0.250	10.3	10	2013/01/21	100,000,000	2012/07/31
67530	UBS AG	HSBC R Bear CBBC Feb 2013 A	0.250	68 per 100 units	65 per 100 units	2013/02/18	100,000,000	2012/07/31
67485	UBS AG	HSI R Bull CBBC Dec 2012 P	0.250	18,800 per 10,000 units	19,000 per 10,000 units	2012/12/28	300,000,000	2012/07/31
67484	UBS AG	HSI R Bull CBBC Mar 2013 G	0.250	18,850 per 10,000 units	19,050 per 10,000 units	2013/03/27	300,000,000	2012/07/31
67486	UBS AG	HSI R Bull CBBC Mar 2013 H	0.250	18,700 per 10,000 units	18,900 per 10,000 units	2013/03/27	300,000,000	2012/07/31
67527	UBS AG	HSI R Bull CBBC Mar 2013 I	0.250	18,050 per 10,000 units	18,250 per 10,000 units	2013/03/27	300,000,000	2012/07/31
67522	UBS AG	HSI R Bear CBBC Dec 2012 U	0.250	19,150 per 10,000 units	18,950 per 10,000 units	2012/12/28	300,000,000	2012/07/31
67521	UBS AG	HSI R Bear CBBC Feb 2013 I	0.250	19,350 per 10,000 units	19,150 per 10,000 units	2013/02/27	300,000,000	2012/07/31
67490	UBS AG	Kunlun Energy R Bull CBBC Feb 2013 A	0.250	9.88	10.88	2013/02/25	40,000,000	2012/07/31
67489	UBS AG	Kunlun Energy R Bear CBBC Mar 2013 A	0.270	14.88	13.88	2013/03/11	40,000,000	2012/07/31
62527 [#]	HK Bank	A50 R Bull CBBC Feb 2013 A	0.074	8.88	9.18	2013/02/26	150,000,000	2012/07/31
67561	BNP Paribas Arbit Issu B.V.	HSI R Bull CBBC Apr 2013 T	0.250	18,600 per 10,000 units	18,800 per 10,000 units	2013/04/29	200,000,000	2012/08/01
67585	Credit Suisse AG	HSI R Bull CBBC Dec 2012 A	0.250	18,530 per 10,000 units	18,730 per 10,000 units	2012/12/28	400,000,000	2012/08/01
67568	Credit Suisse AG	HSI R Bull CBBC Dec 2012 C	0.250	17,000 per 10,000 units	17,200 per 10,000 units	2012/12/28	400,000,000	2012/08/01

Newly listed callable bull/bear contracts in 2012 (continued)

Code	Issuer	Name of issue	Issue prices (HK\$)	Strike price (HKD) / Strike level per 10 units	Call price (HKD) / Call level per 10 units	Expiry date	No. of issue (units)	Listing date
67575	Credit Suisse AG	HSI R Bull CBBC Dec 2012 D	0.250	18,650 per 10,000 units	18,850 per 10,000 units	2012/12/28	400,000,000	2012/08/01
67577	Credit Suisse AG	HSI R Bull CBBC Dec 2012 E	0.250	18,600 per 10,000 units	18,800 per 10,000 units	2012/12/28	400,000,000	2012/08/01
67583	Credit Suisse AG	HSI R Bull CBBC Dec 2012 F	0.250	18,580 per 10,000 units	18,780 per 10,000 units	2012/12/28	400,000,000	2012/08/01
67687	Credit Suisse AG	HSI R Bull CBBC Jan 2013 O	0.250	18,550 per 12,000 units	18,750 per 12,000 units	2013/01/30	400,000,000	2012/08/01
67586	Credit Suisse AG	HSI R Bear CBBC Nov 2012 C	0.250	20,700 per 10,000 units	20,500 per 10,000 units	2012/11/29	400,000,000	2012/08/01
67689	Credit Suisse AG	HSI R Bear CBBC Nov 2012 G	0.250	19,045 per 10,000 units	18,845 per 10,000 units	2012/11/29	400,000,000	2012/08/01
67608	Credit Suisse AG	HSI R Bear CBBC Nov 2012 I	0.250	20,500 per 10,000 units	20,300 per 10,000 units	2012/11/29	400,000,000	2012/08/01
67611	Credit Suisse AG	HSI R Bear CBBC Nov 2012 J	0.250	20,200 per 10,000 units	20,000 per 10,000 units	2012/11/29	400,000,000	2012/08/01
67619	Credit Suisse AG	HSI R Bear CBBC Nov 2012 K	0.250	21,200 per 10,000 units	21,000 per 10,000 units	2012/11/29	400,000,000	2012/08/01
67655	Credit Suisse AG	HSI R Bear CBBC Nov 2012 L	0.250	20,900 per 10,000 units	20,700 per 10,000 units	2012/11/29	400,000,000	2012/08/01
67700	Credit Suisse AG	HSI R Bear CBBC Nov 2012 V	0.250	19,150 per 10,000 units	18,950 per 10,000 units	2012/11/29	400,000,000	2012/08/01
67702	Credit Suisse AG	HSI R Bear CBBC Nov 2012 W	0.250	19,088 per 12,000 units	18,888 per 12,000 units	2012/11/29	400,000,000	2012/08/01
67609	Credit Suisse AG	HSI R Bear CBBC Dec 2012 B	0.250	20,400 per 10,000 units	20,200 per 10,000 units	2012/12/28	400,000,000	2012/08/01
67642	Credit Suisse AG	HSI R Bear CBBC Dec 2012 C	0.250	21,150 per 10,000 units	20,950 per 10,000 units	2012/12/28	400,000,000	2012/08/01
67643	Credit Suisse AG	HSI R Bear CBBC Dec 2012 F	0.250	20,950 per 10,000 units	20,750 per 10,000 units	2012/12/28	400,000,000	2012/08/01
67606	Credit Suisse AG	HSI R Bear CBBC Dec 2012 H	0.250	20,600 per 10,000 units	20,400 per 10,000 units	2012/12/28	400,000,000	2012/08/01
67682	Credit Suisse AG	HSI R Bear CBBC Dec 2012 R	0.250	20,750 per 10,000 units	20,550 per 10,000 units	2012/12/28	400,000,000	2012/08/01
67558	HK Bank	A50 R Bull CBBC Apr 2013 B	0.250	7.58	7.88	2013/04/08	60,000,000	2012/08/01
67557	HK Bank	A50 R Bear CBBC Apr 2013 A	0.250	9.98	9.68	2013/04/08	50,000,000	2012/08/01
67540	HK Bank	HSI R Bear CBBC Apr 2013 C	0.250	19,488 per 15,000 units	19,288 per 15,000 units	2013/04/29	100,000,000	2012/08/01
67684	SGA Societe Generale Acceptance N.V.	HSI R Bull CBBC Dec 12S	0.250	18,600 per 10,000 units	18,800 per 10,000 units	2012/12/28	200,000,000	2012/08/01
67686	SGA Societe Generale Acceptance N.V.	HSI R Bear CBBC Nov 12G	0.250	19,100 per 10,000 units	18,900 per 10,000 units	2012/11/29	200,000,000	2012/08/01
67737	UBS AG	CNOOC R Bear CBBC Mar 2013 A	0.250	16.68	15.88	2013/03/11	100,000,000	2012/08/01
67738	UBS AG	Sinopec Corp R Bear CBBC Feb 2013 A	0.250	8.3	8	2013/02/18	100,000,000	2012/08/01
67683	UBS AG	HSI R Bull CBBC May 2013 G	0.250	18,650 per 10,000 units	18,850 per 10,000 units	2013/05/30	300,000,000	2012/08/01
67736	UBS AG	HSI R Bull CBBC Jun 2013 F	0.250	17,950 per 10,000 units	18,150 per 10,000 units	2013/06/27	300,000,000	2012/08/01
67729	UBS AG	HSI R Bear CBBC Feb 2013 J	0.250	19,200 per 10,000 units	19,000 per 10,000 units	2013/02/27	300,000,000	2012/08/01
67734	UBS AG	HSI R Bear CBBC Mar 2013 H	0.250	19,050 per 10,000 units	18,850 per 10,000 units	2013/03/27	300,000,000	2012/08/01
67740	UBS AG	HSI R Bear CBBC Apr 2013 B	0.250	19,400 per 10,000 units	19,200 per 10,000 units	2013/04/29	300,000,000	2012/08/01
64243	Credit Suisse AG	HKEEx R Bull CBBC Dec 2012 C	0.250	80 per 100 units	85 per 100 units	2012/12/24	40,000,000	2012/08/02
64083	Credit Suisse AG	HKEEx R Bear CBBC Dec 2012 B	0.250	118 per 100 units	112 per 100 units	2012/12/24	40,000,000	2012/08/02
64090	Credit Suisse AG	HKEEx R Bear CBBC Dec 2012 C	0.250	113 per 100 units	107 per 100 units	2012/12/24	40,000,000	2012/08/02
63500	Credit Suisse AG	HSI R Bull CBBC Jan 2013 P	0.250	18,500 per 10,000 units	18,700 per 10,000 units	2013/01/30	400,000,000	2012/08/02
64347	Credit Suisse AG	HSI R Bull CBBC Jan 2013 Q	0.250	18,680 per 10,000 units	18,880 per 10,000 units	2013/01/30	400,000,000	2012/08/02
63855	Credit Suisse AG	HSI R Bear CBBC Nov 2012 X	0.250	19,078 per 10,000 units	18,878 per 10,000 units	2012/11/29	400,000,000	2012/08/02
64395	Credit Suisse AG	HSI R Bear CBBC Jan 2013 H	0.250	21,250 per 10,000 units	21,050 per 10,000 units	2013/01/30	400,000,000	2012/08/02
64464	Credit Suisse AG	HSI R Bear CBBC Jan 2013 I	0.250	21,000 per 10,000 units	20,800 per 10,000 units	2013/01/30	400,000,000	2012/08/02
64477	Credit Suisse AG	HSI R Bear CBBC Jan 2013 J	0.250	20,650 per 10,000 units	20,450 per 10,000 units	2013/01/30	400,000,000	2012/08/02
64479	Credit Suisse AG	HSI R Bear CBBC Jan 2013 K	0.250	20,450 per 10,000 units	20,250 per 10,000 units	2013/01/30	400,000,000	2012/08/02
64397	Credit Suisse AG	HSI R Bear CBBC Feb 2013 A	0.250	21,100 per 10,000 units	20,900 per 10,000 units	2013/02/27	400,000,000	2012/08/02
64456	Credit Suisse AG	HSI R Bear CBBC Mar 2013 A	0.250	21,050 per 10,000 units	20,850 per 10,000 units	2013/03/27	400,000,000	2012/08/02
64344	Credit Suisse AG	Hutchison R Bear CBBC Dec 2012 A	0.250	74 per 100 units	71 per 100 units	2012/12/24	40,000,000	2012/08/02

Newly listed callable bull/bear contracts in 2012 (continued)

Code	Issuer	Name of issue	Issue prices (HK\$)	Strike price (HKD) / Strike level per 10 units	Call price (HKD) / Call level per 10 units	Expiry date	No. of issue (units)	Listing date
64272	Credit Suisse AG	TCH R Bear CBBC Dec 2012 A	0.250	239.80 per 100 units	231.80 per 100 units	2012/12/24	40,000,000	2012/08/02
63047	HK Bank	BOC HK R Bull CBBC Mar 2013 A	0.400	19.48	20.48	2013/03/11	40,000,000	2012/08/02
63050	HK Bank	BOC HK R Bear CBBC Mar 2013 A	0.300	25.68	24.68	2013/03/04	40,000,000	2012/08/02
63320	HK Bank	Minsheng Bank R Bull CBBC Mar 2013 A	0.250	4.98	5.48	2013/03/04	40,000,000	2012/08/02
67743	HK Bank	Galaxy Ent R Bull CBBC Jan 2013 A	0.320	15	16	2013/01/21	40,000,000	2012/08/02
62053	HK Bank	Galaxy Ent R Bear CBBC Feb 2013 A	0.400	21.68	20.68	2013/02/18	40,000,000	2012/08/02
63321	HK Bank	HSI R Bear CBBC Apr 2013 D	0.250	19,288 per 15,000 units	19,088 per 15,000 units	2013/04/29	100,000,000	2012/08/02
63082	HK Bank	Kunlun Energy R Bull CBBC Feb 2013 A	0.250	10.18	10.98	2013/02/18	40,000,000	2012/08/02
64735	J P Morgan SP BV	HSI R Bull CBBC Apr 2013 E	0.250	18,425 per 10,000 units	18,675 per 10,000 units	2013/04/29	300,000,000	2012/08/02
64738	J P Morgan SP BV	HSI R Bull CBBC Apr 2013 F	0.250	18,625 per 10,000 units	18,875 per 10,000 units	2013/04/29	300,000,000	2012/08/02
64659	J P Morgan SP BV	HSI R Bear CBBC Apr 2013 A	0.250	19,100 per 10,000 units	18,900 per 10,000 units	2013/04/29	300,000,000	2012/08/02
64707	J P Morgan SP BV	HSI R Bear CBBC Apr 2013 B	0.250	19,575 per 10,000 units	19,325 per 10,000 units	2013/04/29	300,000,000	2012/08/02
64733	J P Morgan SP BV	HSI R Bear CBBC Apr 2013 C	0.250	19,775 per 10,000 units	19,525 per 10,000 units	2013/04/29	300,000,000	2012/08/02
63866	UBS AG	AIA R Bull CBBC Mar 2013 A	0.250	24.88	25.88	2013/03/11	50,000,000	2012/08/02
63861	UBS AG	AIA R Bull CBBC Apr 2013 A	0.330	23.38	24.38	2013/04/15	50,000,000	2012/08/02
64658	UBS AG	Evergrande R Bull CBBC Mar 2013 A	0.250	2.48	2.88	2013/03/11	50,000,000	2012/08/02
64655	UBS AG	Evergrande R Bull CBBC Apr 2013 C	0.250	2.68	3.08	2013/04/08	50,000,000	2012/08/02
64654	UBS AG	HSCEI R Bear CBBC Nov 2012 C	0.250	9,700 per 10,000 units	9,500 per 10,000 units	2012/11/29	100,000,000	2012/08/02
63944	UBS AG	HSI R Bull CBBC Feb 2013 H	0.250	18,600 per 10,000 units	18,800 per 10,000 units	2013/02/27	300,000,000	2012/08/02
64523	UBS AG	HSI R Bear CBBC Apr 2013 C	0.250	19,250 per 10,000 units	19,050 per 10,000 units	2013/04/29	300,000,000	2012/08/02
64584	UBS AG	HSI R Bear CBBC May 2013 E	0.250	19,100 per 10,000 units	18,900 per 10,000 units	2013/05/30	300,000,000	2012/08/02
66254	Credit Suisse AG	China Mobile R Bull CBBC Dec 2012 A	0.250	83 per 100 units	86 per 100 units	2012/12/24	40,000,000	2012/08/03
66475	Credit Suisse AG	China Mobile R Bull CBBC Dec 2012 B	0.250	79 per 100 units	82 per 100 units	2012/12/24	40,000,000	2012/08/03
66532	Credit Suisse AG	China Mobile R Bull CBBC Dec 2012 C	0.250	75 per 100 units	78 per 100 units	2012/12/24	40,000,000	2012/08/03
66561	Credit Suisse AG	China Mobile R Bear CBBC Dec 2012 A	0.250	93 per 100 units	90 per 100 units	2012/12/24	40,000,000	2012/08/03
66877	Credit Suisse AG	HSI R Bull CBBC Nov 2012 D	0.250	19,050 per 12,000 units	19,250 per 12,000 units	2012/11/29	400,000,000	2012/08/03
66741	Credit Suisse AG	HSI R Bull CBBC Nov 2012 E	0.250	18,750 per 10,000 units	18,950 per 10,000 units	2012/11/29	400,000,000	2012/08/03
66801	Credit Suisse AG	HSI R Bull CBBC Nov 2012 O	0.250	18,920 per 10,000 units	19,120 per 10,000 units	2012/11/29	400,000,000	2012/08/03
66853	Credit Suisse AG	HSI R Bull CBBC Nov 2012 V	0.250	19,074 per 10,000 units	19,274 per 10,000 units	2012/11/29	400,000,000	2012/08/03
65719	Credit Suisse AG	HSI R Bear CBBC Nov 2012 R	0.250	19,450 per 10,000 units	19,250 per 10,000 units	2012/11/29	400,000,000	2012/08/03
65713	Credit Suisse AG	HSI R Bear CBBC Nov 2012 T	0.250	19,250 per 10,000 units	19,050 per 10,000 units	2012/11/29	400,000,000	2012/08/03
65340	Credit Suisse AG	HSI R Bear CBBC Nov 2012 Y	0.250	19,100 per 10,000 units	18,900 per 10,000 units	2012/11/29	400,000,000	2012/08/03
65332	Credit Suisse AG	HSI R Bear CBBC Jan 2013 L	0.275	21,500 per 10,000 units	21,300 per 10,000 units	2013/01/30	400,000,000	2012/08/03
65219	Credit Suisse AG	HSI R Bear CBBC Feb 2013 B	0.260	21,350 per 10,000 units	21,150 per 10,000 units	2013/02/27	400,000,000	2012/08/03
65185	Credit Suisse AG	HSI R Bear CBBC Mar 2013 B	0.255	21,300 per 10,000 units	21,100 per 10,000 units	2013/03/27	400,000,000	2012/08/03
65144	HK Bank	AIA R Bear CBBC Jan 2013 C	0.250	28.88	27.88	2013/01/28	50,000,000	2012/08/03
65110	HK Bank	CNOOC R Bear CBBC Apr 2013 A	0.250	16.48	15.68	2013/04/08	50,000,000	2012/08/03
65079	HK Bank	HKEEx R Bear CBBC Mar 2013 A	0.250	114.88 per 100 units	108.88 per 100 units	2013/03/11	50,000,000	2012/08/03
65166	HK Bank	SHK Ppt R Bear CBBC Apr 2013 B	0.250	102.88 per 100 units	98.88 per 100 units	2013/04/22	50,000,000	2012/08/03
64834	SGA Societe Generale Acceptance NV	HSCEI R Bull CBBC Nov12D	0.250	8,400 per 10,000 units	8,600 per 10,000 units	2012/11/29	200,000,000	2012/08/03
64874	SGA Societe Generale Acceptance NV	HSCEI R Bear CBBC Nov12D	0.250	9,800 per 10,000 units	9,600 per 10,000 units	2012/11/29	200,000,000	2012/08/03
65730	SGA Societe Generale Acceptance N.V.	HSI R Bull CBBC Dec12T	0.250	19,000 per 10,000 units	19,200 per 10,000 units	2012/12/28	200,000,000	2012/08/03
64739	SGA Societe Generale Acceptance N.V.	HSI R Bear CBBC Nov 12H	0.250	19,350 per 10,000 units	19,150 per 10,000 units	2012/11/29	200,000,000	2012/08/03

Newly listed callable bull/bear contracts in 2012 (continued)

Code	Issuer	Name of issue	Issue prices (HK\$)	Strike price (HKD) / Strike level per 10 units	Call price (HKD) / Call level per 10 units	Expiry date	No. of issue (units)	Listing date
64805	SGA Societe Generale Acceptance N.V.	HSI R Bear CBBC Nov 12I	0.250	19,850 per 15,000 units	19,650 per 15,000 units	2012/11/29	200,000,000	2012/08/03
65821	SGA Societe Generale Acceptance N.V.	HSI R Bear CBBC Nov 12J	0.250	19,500 per 10,000 units	19,300 per 10,000 units	2012/11/29	200,000,000	2012/08/03
66912	UBS AG	China Mobile R Bull CBBC Feb 2013 A	0.250	82 per 100 units	85 per 100 units	2013/02/18	100,000,000	2012/08/03
66915	UBS AG	HSI R Bull CBBC Feb 2013 I	0.250	18,750 per 10,000 units	18,950 per 10,000 units	2013/02/27	300,000,000	2012/08/03
66919	UBS AG	HSI R Bull CBBC Apr 2013 B	0.250	19,050 per 10,000 units	19,250 per 10,000 units	2013/04/29	300,000,000	2012/08/03
65852	UBS AG	HSI R Bear CBBC May 2013 F	0.250	19,500 per 10,000 units	19,300 per 10,000 units	2013/05/30	300,000,000	2012/08/03
67110	BNP Paribas Arbit Issu B.V.	HSI R Bull CBBC Apr 2013 J	0.250	19,200 per 10,000 units	19,400 per 10,000 units	2013/04/29	200,000,000	2012/08/06
67105	BNP Paribas Arbit Issu B.V.	HSI R Bull CBBC Apr 2013 U	0.250	19,300 per 10,000 units	19,500 per 10,000 units	2013/04/29	200,000,000	2012/08/06
67109	BNP Paribas Arbit Issu B.V.	HSI R Bull CBBC Apr 2013 W	0.250	19,100 per 10,000 units	19,300 per 10,000 units	2013/04/29	200,000,000	2012/08/06
67053	BNP Paribas Arbit Issu B.V.	HSI R Bear CBBC Nov 2012 C	0.250	19,700 per 10,000 units	19,500 per 10,000 units	2012/11/29	200,000,000	2012/08/06
67138	Credit Suisse AG	HSI R Bull CBBC Jan 2013 R	0.250	19,100 per 10,000 units	19,300 per 10,000 units	2013/01/30	400,000,000	2012/08/06
67139	Credit Suisse AG	HSI R Bull CBBC Jan 2013 S	0.250	19,250 per 10,000 units	19,450 per 10,000 units	2013/01/30	400,000,000	2012/08/06
67162	Credit Suisse AG	HSI R Bull CBBC Jan 2013 V	0.250	19,350 per 12,000 units	19,550 per 12,000 units	2013/01/30	400,000,000	2012/08/06
67163	Credit Suisse AG	HSI R Bull CBBC Jan 2013 W	0.250	19,385 per 10,000 units	19,585 per 10,000 units	2013/01/30	400,000,000	2012/08/06
67068	Credit Suisse AG	HSI R Bear CBBC Dec 2012 S	0.250	19,600 per 10,000 units	19,400 per 10,000 units	2012/12/28	400,000,000	2012/08/06
67078	Credit Suisse AG	HSI R Bear CBBC Dec 2012 T	0.250	19,500 per 10,000 units	19,300 per 10,000 units	2012/12/28	400,000,000	2012/08/06
67089	Credit Suisse AG	HSI R Bear CBBC Dec 2012 U	0.250	19,750 per 10,000 units	19,550 per 10,000 units	2012/12/28	400,000,000	2012/08/06
67146	Daiwa Capital Mkt	HSI R Bull CBBC Feb 2013 B	0.250	19,368 per 10,000 units	19,568 per 10,000 units	2013/02/27	158,000,000	2012/08/06
67143	Daiwa Capital Mkt	HSI R Bull CBBC Mar 2013 C	0.250	19,100 per 10,000 units	19,300 per 10,000 units	2013/03/27	158,000,000	2012/08/06
67145	Daiwa Capital Mkt	HSI R Bull CBBC Mar 2013 D	0.250	18,800 per 10,000 units	19,000 per 10,000 units	2013/03/27	158,000,000	2012/08/06
66920	Goldman Sachs SP (Asia)	HSI R Bull CBBC Nov 2012 B	0.256	18,588 per 10,000 units	18,788 per 10,000 units	2012/11/29	150,000,000	2012/08/06
66922	Goldman Sachs SP (Asia)	HSI R Bull CBBC Nov 2012 C	0.258	18,888 per 10,000 units	19,088 per 10,000 units	2012/11/29	150,000,000	2012/08/06
67090	Goldman Sachs SP (Asia)	HSI R Bull CBBC Nov 2012 D	0.253	18,988 per 10,000 units	19,188 per 10,000 units	2012/11/29	150,000,000	2012/08/06
67102	Goldman Sachs SP (Asia)	HSI R Bull CBBC Nov 2012 E	0.251	19,088 per 10,000 units	19,288 per 10,000 units	2012/11/29	150,000,000	2012/08/06
67103	Goldman Sachs SP (Asia)	HSI R Bull CBBC Nov 2012 F	0.251	19,288 per 10,000 units	19,488 per 10,000 units	2012/11/29	150,000,000	2012/08/06
66923	Goldman Sachs SP (Asia)	HSI R Bear CBBC Nov 2012 B	0.252	19,838 per 10,000 units	19,638 per 10,000 units	2012/11/29	150,000,000	2012/08/06
66955	HK Bank	CUni R Bull CBBC Mar 2013 A	0.280	8.98	9.98	2013/03/04	40,000,000	2012/08/06
66940	HK Bank	CUni R Bear CBBC Mar 2013 A	0.250	13.68	12.68	2013/03/04	40,000,000	2012/08/06
66956	HK Bank	CUni R Bear CBBC Mar 2013 B	0.350	14.88	13.88	2013/03/14	40,000,000	2012/08/06
66967	HK Bank	Sinopec Corp R Bull CBBC Mar 2013 A	0.250	5.98	6.28	2013/03/18	60,000,000	2012/08/06
66959	HK Bank	Sinopec Corp R Bull CBBC Apr 2013 A	0.250	4.98	5.28	2013/04/18	60,000,000	2012/08/06
66966	HK Bank	Sinopec Corp R Bull CBBC Apr 2013 B	0.250	5.48	5.78	2013/04/26	60,000,000	2012/08/06
66970	HK Bank	Sinopec Corp R Bear CBBC Feb 2013 A	0.250	7.98	7.68	2013/02/26	60,000,000	2012/08/06
66971	HK Bank	Sinopec Corp R Bear CBBC Mar 2013 A	0.250	8.48	8.18	2013/03/08	60,000,000	2012/08/06
67018	HK Bank	Sinopec Corp R Bear CBBC Mar 2013 B	0.250	8.98	8.68	2013/03/20	60,000,000	2012/08/06
66929	HK Bank	Evergrande R Bull CBBC Apr 2013 C	0.250	2.78	3.18	2013/04/08	50,000,000	2012/08/06
66930	HK Bank	Sands China R Bull CBBC Dec 2013 A	0.250	17.28 per 100 units	20.28 per 100 units	2013/12/18	50,000,000	2012/08/06
67136	SGA Societe Generale Acceptance N.V.	HSI R Bull CBBC Nov 12H	0.250	19,250 per 10,000 units	19,450 per 10,000 units	2012/11/29	200,000,000	2012/08/06
67137	SGA Societe Generale Acceptance N.V.	HSI R Bull CBBC Nov 12N	0.250	19,350 per 10,000 units	19,550 per 10,000 units	2012/11/29	200,000,000	2012/08/06
67129	SGA Societe Generale Acceptance N.V.	HSI R Bull CBBC Nov 12U	0.250	19,050 per 10,000 units	19,250 per 10,000 units	2012/11/29	200,000,000	2012/08/06
67130	SGA Societe Generale Acceptance N.V.	HSI R Bull CBBC Nov 12V	0.250	19,150 per 10,000 units	19,350 per 10,000 units	2012/11/29	200,000,000	2012/08/06
67055	SGA Societe Generale Acceptance N.V.	HSI R Bear CBBC Nov 12K	0.250	19,600 per 10,000 units	19,400 per 10,000 units	2012/11/29	200,000,000	2012/08/06

Newly listed callable bull/bear contracts in 2012 (continued)

Code	Issuer	Name of issue	Issue prices (HK\$)	Strike price (HKD) / Strike level per 10 units	Call price (HKD) / Call level per 10 units	Expiry date	No. of issue (units)	Listing date
67057	SGA Societe Generale Acceptance N.V.	HSI R Bear CBBC Nov 12L	0.250	19,700 per 10,000 units	19,500 per 10,000 units	2012/11/29	200,000,000	2012/08/06
67111	SGA Societe Generale Acceptance N.V.	HSI R Bear CBBC Dec 12C	0.315	21,550 per 10,000 units	21,350 per 10,000 units	2012/12/28	200,000,000	2012/08/06
67112	SGA Societe Generale Acceptance N.V.	HSI R Bear CBBC Dec 12D	0.300	21,450 per 10,000 units	21,250 per 10,000 units	2012/12/28	200,000,000	2012/08/06
67113	SGA Societe Generale Acceptance N.V.	HSI R Bear CBBC Dec 12E	0.290	21,350 per 10,000 units	21,150 per 10,000 units	2012/12/28	200,000,000	2012/08/06
67114	SGA Societe Generale Acceptance N.V.	HSI R Bear CBBC Dec 12F	0.275	21,250 per 10,000 units	21,050 per 10,000 units	2012/12/28	200,000,000	2012/08/06
67122	SGA Societe Generale Acceptance N.V.	HSI R Bear CBBC Dec 12G	0.260	21,150 per 10,000 units	20,950 per 10,000 units	2012/12/28	200,000,000	2012/08/06
67128	SGA Societe Generale Acceptance N.V.	HSI R Bear CBBC Dec 12H	0.250	21,050 per 10,000 units	20,850 per 10,000 units	2012/12/28	200,000,000	2012/08/06
67165	UBS AG	HSI R Bull CBBC Dec 2012 J	0.250	19,200 per 10,000 units	19,400 per 10,000 units	2012/12/28	300,000,000	2012/08/06
67164	UBS AG	HSI R Bull CBBC Dec 2012 U	0.250	19,000 per 10,000 units	19,200 per 10,000 units	2012/12/28	300,000,000	2012/08/06
67167	UBS AG	HSI R Bull CBBC Jun 2013 G	0.250	19,350 per 10,000 units	19,550 per 10,000 units	2013/06/27	300,000,000	2012/08/06
67065	UBS AG	HSI R Bear CBBC Dec 2012 V	0.250	19,700 per 10,000 units	19,500 per 10,000 units	2012/12/28	300,000,000	2012/08/06
67067	UBS AG	HSI R Bear CBBC Feb 2013 K	0.250	19,550 per 10,000 units	19,350 per 10,000 units	2013/02/27	300,000,000	2012/08/06
67247	BNP Paribas Arbit Issu B.V.	HSI R Bull CBBC Apr 2013 H	0.250	19,400 per 10,000 units	19,600 per 10,000 units	2013/04/29	200,000,000	2012/08/07
67246	BNP Paribas Arbit Issu B.V.	HSI R Bull CBBC Apr 2013 K	0.250	19,500 per 10,000 units	19,700 per 10,000 units	2013/04/29	200,000,000	2012/08/07
67190	BNP Paribas Arbit Issu B.V.	HSI R Bear CBBC Nov 2012 D	0.250	19,900 per 10,000 units	19,700 per 10,000 units	2012/11/29	200,000,000	2012/08/07
67245	BNP Paribas Arbit Issu B.V.	HSI R Bear CBBC Nov 2012 E	0.250	20,000 per 10,000 units	19,800 per 10,000 units	2012/11/29	200,000,000	2012/08/07
67283	Credit Suisse AG	HSI R Bull CBBC Nov 2012 A	0.250	19,400 per 10,000 units	19,600 per 10,000 units	2012/11/29	400,000,000	2012/08/07
67274	Credit Suisse AG	HSI R Bull CBBC Nov 2012 F	0.250	19,150 per 10,000 units	19,350 per 10,000 units	2012/11/29	400,000,000	2012/08/07
67277	Credit Suisse AG	HSI R Bull CBBC Nov 2012 H	0.250	19,300 per 10,000 units	19,500 per 10,000 units	2012/11/29	400,000,000	2012/08/07
67347	Credit Suisse AG	HSI R Bull CBBC Nov 2012 I	0.250	19,560 per 12,000 units	19,760 per 12,000 units	2012/11/29	400,000,000	2012/08/07
67345	Credit Suisse AG	HSI R Bull CBBC Nov 2012 L	0.250	19,596 per 10,000 units	19,796 per 10,000 units	2012/11/29	400,000,000	2012/08/07
67235	Credit Suisse AG	HSI R Bear CBBC Nov 2012 B	0.250	19,950 per 10,000 units	19,750 per 10,000 units	2012/11/29	400,000,000	2012/08/07
67232	Credit Suisse AG	HSI R Bear CBBC Nov 2012 O	0.250	19,800 per 10,000 units	19,600 per 10,000 units	2012/11/29	400,000,000	2012/08/07
67291	Daiwa Capital Mkt	HSI R Bull CBBC Jan 2013 C	0.250	19,550 per 10,000 units	19,750 per 10,000 units	2013/01/30	158,000,000	2012/08/07
67366	Goldman Sachs SP (Asia)	HSI R Bull CBBC Nov 2012 G	0.259	19,188 per 10,000 units	19,388 per 10,000 units	2012/11/29	150,000,000	2012/08/07
67369	Goldman Sachs SP (Asia)	HSI R Bull CBBC Nov 2012 H	0.250	19,388 per 10,000 units	19,588 per 10,000 units	2012/11/29	150,000,000	2012/08/07
67370	Goldman Sachs SP (Asia)	HSI R Bull CBBC Nov 2012 I	0.250	19,488 per 10,000 units	19,688 per 10,000 units	2012/11/29	150,000,000	2012/08/07
67373	Goldman Sachs SP (Asia)	HSI R Bull CBBC Nov 2012 J	0.252	19,588 per 10,000 units	19,788 per 10,000 units	2012/11/29	150,000,000	2012/08/07
67377	Goldman Sachs SP (Asia)	HSI R Bear CBBC Nov 2012 C	0.251	20,038 per 10,000 units	19,838 per 10,000 units	2012/11/29	150,000,000	2012/08/07
67188	HK Bank	China Mobile R Bull CBBC Mar 2013 A	0.250	82.88 per 100 units	85.88 per 100 units	2013/03/04	80,000,000	2012/08/07
67170	HK Bank	China Mobile R Bear CBBC Mar 2013 A	0.250	107.88 per 100 units	104.88 per 100 units	2013/03/04	50,000,000	2012/08/07
67173	HK Bank	HSI R Bull CBBC Mar 2013 E	0.250	18,988 per 15,000 units	19,188 per 15,000 units	2013/03/27	100,000,000	2012/08/07
67172	HK Bank	HSI R Bull CBBC Apr 2013 C	0.250	18,588 per 15,000 units	18,888 per 15,000 units	2013/04/29	100,000,000	2012/08/07
67169	HK Bank	ICBC R Bull CBBC Mar 2013 B	0.250	3.93	4.18	2013/03/21	60,000,000	2012/08/07
67380	J P Morgan SP BV	HSI R Bull CBBC Apr 2013 G	0.250	19,300 per 10,000 units	19,500 per 10,000 units	2013/04/29	300,000,000	2012/08/07
67386	J P Morgan SP BV	HSI R Bull CBBC Apr 2013 H	0.250	19,075 per 10,000 units	19,275 per 10,000 units	2013/04/29	300,000,000	2012/08/07
67348	Merrill Lynch Int'l & Co. C.V.	HSI R Bull CBBC Nov 2012 C	0.250	19,128 per 10,000 units	19,328 per 10,000 units	2012/11/29	60,000,000	2012/08/07
67352	Merrill Lynch Int'l & Co. C.V.	HSI R Bull CBBC Nov 2012 D	0.250	18,928 per 10,000 units	19,128 per 10,000 units	2012/11/29	60,000,000	2012/08/07
67365	Merrill Lynch Int'l & Co. C.V.	HSI R Bull CBBC Nov 2012 E	0.250	18,728 per 10,000 units	18,928 per 10,000 units	2012/11/29	60,000,000	2012/08/07
67272	SGA Societe Generale Acceptance N.V.	HSI R Bull CBBC Nov 12B	0.250	19,550 per 10,000 units	19,750 per 10,000 units	2012/11/29	200,000,000	2012/08/07
67270	SGA Societe Generale Acceptance N.V.	HSI R Bull CBBC Nov 12X	0.250	19,450 per 10,000 units	19,650 per 10,000 units	2012/11/29	200,000,000	2012/08/07
67191	SGA Societe Generale Acceptance N.V.	HSI R Bear CBBC Nov 12M	0.250	19,900 per 10,000 units	19,700 per 10,000 units	2012/11/29	200,000,000	2012/08/07
67213	SGA Societe Generale Acceptance N.V.	HSI R Bear CBBC Nov 12N	0.250	19,800 per 10,000 units	19,600 per 10,000 units	2012/11/29	200,000,000	2012/08/07

Newly listed callable bull/bear contracts in 2012 (continued)

Code	Issuer	Name of issue	Issue prices (HK\$)	Strike price (HKD) / Strike level per 10 units	Call price (HKD) / Call level per 10 units	Expiry date	No. of issue (units)	Listing date
67273	SGA Societe Generale Acceptance N.V.	HSI R Bear CBBC Nov 120	0.250	20,000 per 10,000 units	19,800 per 10,000 units	2012/11/29	200,000,000	2012/08/07
67295	UBS AG	HSI R Bull CBBC Nov 2012 K	0.250	19,400 per 10,000 units	19,600 per 10,000 units	2012/11/29	300,000,000	2012/08/07
67305	UBS AG	HSI R Bull CBBC Jan 2013 G	0.250	19,550 per 10,000 units	19,750 per 10,000 units	2013/01/30	300,000,000	2012/08/07
67293	UBS AG	HSI R Bull CBBC Feb 2013 J	0.250	19,150 per 10,000 units	19,350 per 10,000 units	2013/02/27	300,000,000	2012/08/07
67237	UBS AG	HSI R Bear CBBC Nov 2012 X	0.250	19,800 per 10,000 units	19,600 per 10,000 units	2012/11/29	300,000,000	2012/08/07
67394	UBS AG	HSI R Bear CBBC Nov 2012 Y	0.250	20,200 per 10,000 units	20,000 per 10,000 units	2012/11/29	300,000,000	2012/08/07
67391	UBS AG	HSI R Bear CBBC Dec 2012 W	0.250	20,500 per 10,000 units	20,300 per 10,000 units	2012/12/28	300,000,000	2012/08/07
67236	UBS AG	HSI R Bear CBBC Feb 2013 L	0.250	19,950 per 10,000 units	19,750 per 10,000 units	2013/02/27	300,000,000	2012/08/07
67758	BNP Paribas Arbit Issu B.V.	HSCEI R Bull CBBC Mar 2013 G	0.250	9,100 per 10,000 units	9,300 per 10,000 units	2013/03/27	200,000,000	2012/08/08
67761	BNP Paribas Arbit Issu B.V.	HSI R Bull CBBC Apr 2013 L	0.250	19,600 per 10,000 units	19,800 per 10,000 units	2013/04/29	200,000,000	2012/08/08
67625	Credit Suisse AG	HSI R Bull CBBC Feb 2013 F	0.250	19,200 per 10,000 units	19,400 per 10,000 units	2013/02/27	400,000,000	2012/08/08
67653	Credit Suisse AG	HSI R Bull CBBC Feb 2013 G	0.250	19,450 per 10,000 units	19,650 per 10,000 units	2013/02/27	400,000,000	2012/08/08
67777	Credit Suisse AG	HSI R Bull CBBC Feb 2013 H	0.250	19,620 per 10,000 units	19,820 per 10,000 units	2013/02/27	400,000,000	2012/08/08
67781	Credit Suisse AG	HSI R Bull CBBC Feb 2013 I	0.250	19,600 per 12,000 units	19,800 per 12,000 units	2013/02/27	400,000,000	2012/08/08
67569	Credit Suisse AG	HSI R Bear CBBC Dec 2012 P	0.250	21,450 per 10,000 units	21,250 per 10,000 units	2012/12/28	400,000,000	2012/08/08
67467	Credit Suisse AG	HSI R Bear CBBC Dec 2012 V	0.250	20,000 per 10,000 units	19,800 per 10,000 units	2012/12/28	400,000,000	2012/08/08
67580	Credit Suisse AG	HSI R Bear CBBC Feb 2013 C	0.250	21,800 per 10,000 units	21,600 per 10,000 units	2013/02/27	400,000,000	2012/08/08
67604	Credit Suisse AG	HSI R Bear CBBC Feb 2013 D	0.250	22,000 per 10,000 units	21,800 per 10,000 units	2013/02/27	400,000,000	2012/08/08
67602	Credit Suisse AG	HSI R Bear CBBC Mar 2013 C	0.250	21,950 per 10,000 units	21,750 per 10,000 units	2013/03/27	400,000,000	2012/08/08
67612	Credit Suisse AG	HSI R Bear CBBC Mar 2013 D	0.250	22,050 per 10,000 units	21,850 per 10,000 units	2013/03/27	400,000,000	2012/08/08
67616	Credit Suisse AG	HSI R Bear CBBC Mar 2013 E	0.250	22,150 per 10,000 units	21,950 per 10,000 units	2013/03/27	400,000,000	2012/08/08
67622	Credit Suisse AG	HSI R Bear CBBC Mar 2013 F	0.260	22,250 per 10,000 units	22,050 per 10,000 units	2013/03/27	400,000,000	2012/08/08
67615	Credit Suisse AG	HSI R Bear CBBC Apr 2013 A	0.250	22,100 per 10,000 units	21,900 per 10,000 units	2013/04/29	400,000,000	2012/08/08
67618	Credit Suisse AG	HSI R Bear CBBC Apr 2013 B	0.255	22,200 per 10,000 units	22,000 per 10,000 units	2013/04/29	400,000,000	2012/08/08
67704	Citigroup Global Mkt H Inc.	HSI R Bull CBBC Jan 2013 A	0.250	19,000 per 10,000 units	19,200 per 10,000 units	2013/01/30	150,000,000	2012/08/08
67728	Citigroup Global Mkt H Inc.	HSI R Bull CBBC Jan 2013 B	0.250	18,800 per 10,000 units	19,000 per 10,000 units	2013/01/30	150,000,000	2012/08/08
67749	Citigroup Global Mkt H Inc.	HSI R Bull CBBC Jan 2013 C	0.250	18,600 per 10,000 units	18,800 per 10,000 units	2013/01/30	150,000,000	2012/08/08
67395	HK Bank	CC Bank R Bull CBBC Apr 2013 A	0.250	4.68	4.98	2013/04/08	80,000,000	2012/08/08
67404	HK Bank	HSI R Bull CBBC Mar 2013 F	0.250	19,188 per 15,000 units	19,388 per 15,000 units	2013/03/27	100,000,000	2012/08/08
67402	HK Bank	TCH R Bull CBBC Jan 2013 C	0.250	214.88 per 100 units	222.88 per 100 units	2013/01/07	50,000,000	2012/08/08
67786	Merrill Lynch Int'l & Co. C.V.	HSI R Bull CBBC Nov 2012 F	0.250	19,328 per 10,000 units	19,528 per 10,000 units	2012/11/29	60,000,000	2012/08/08
67750	SGA Societe Generale Acceptance N.V.	HSI R Bull CBBC Nov 12T	0.250	19,600 per 10,000 units	19,800 per 10,000 units	2012/11/29	200,000,000	2012/08/08
67752	SGA Societe Generale Acceptance N.V.	HSI R Bear CBBC Dec 12I	0.250	20,150 per 10,000 units	19,950 per 10,000 units	2012/12/28	200,000,000	2012/08/08
67753	SGA Societe Generale Acceptance N.V.	HSI R Bear CBBC Dec 12J	0.250	20,250 per 10,000 units	20,050 per 10,000 units	2012/12/28	200,000,000	2012/08/08
67774	UBS AG	CC Bank R Bull CBBC Mar 2013 A	0.250	4.7	5	2013/03/18	100,000,000	2012/08/08
67783	UBS AG	Cheung Kong R Bear CBBC Mar 2013 A	0.250	126 per 100 units	120 per 100 units	2013/03/04	100,000,000	2012/08/08
67772	UBS AG	HSCEI R Bull CBBC Feb 2013 A	0.250	9,100 per 10,000 units	9,300 per 10,000 units	2013/02/27	100,000,000	2012/08/08
67764	UBS AG	HSI R Bull CBBC Nov 2012 N	0.250	19,600 per 10,000 units	19,800 per 10,000 units	2012/11/29	300,000,000	2012/08/08
67770	UBS AG	HSI R Bull CBBC Mar 2013 J	0.250	19,300 per 10,000 units	19,500 per 10,000 units	2013/03/27	300,000,000	2012/08/08
67766	UBS AG	HSI R Bull CBBC Apr 2013 C	0.250	19,450 per 10,000 units	19,650 per 10,000 units	2013/04/29	300,000,000	2012/08/08
67423	UBS AG	HSI R Bear CBBC Nov 2012 Z	0.250	20,000 per 10,000 units	19,800 per 10,000 units	2012/11/29	300,000,000	2012/08/08
67762	UBS AG	HSI R Bear CBBC Feb 2013 M	0.250	20,650 per 10,000 units	20,450 per 10,000 units	2013/02/27	300,000,000	2012/08/08
67773	UBS AG	ICBC R Bull CBBC Feb 2013 A	0.250	3.7	4	2013/02/18	100,000,000	2012/08/08

Newly listed callable bull/bear contracts in 2012 (continued)

Code	Issuer	Name of issue	Issue prices (HK\$)	Strike price (HKD) / Strike level per 10 units	Call price (HKD) / Call level per 10 units	Expiry date	No. of issue (units)	Listing date
67788	Credit Suisse AG	HSI R Bull CBBC Feb 2013 J	0.250	19,550 per 10,000 units	19,750 per 10,000 units	2013/02/27	400,000,000	2012/08/09
67804	Credit Suisse AG	HSI R Bull CBBC Feb 2013 K	0.250	19,340 per 10,000 units	19,540 per 10,000 units	2013/02/27	400,000,000	2012/08/09
67805	Credit Suisse AG	HSI R Bear CBBC Feb 2013 E	0.250	20,050 per 10,000 units	19,850 per 10,000 units	2013/02/27	400,000,000	2012/08/09
67890	Credit Suisse AG	HSI R Bear CBBC Feb 2013 F	0.250	19,900 per 10,000 units	19,700 per 10,000 units	2013/02/27	400,000,000	2012/08/09
67911	Daiwa Capital Mkt	HSI R Bear CBBC Feb 2013 A	0.250	19,898 per 10,000 units	19,698 per 10,000 units	2013/02/27	158,000,000	2012/08/09
67912	Merrill Lynch Int'l & Co. C.V.	HSI R Bear CBBC Dec 2012 K	0.250	20,088 per 10,000 units	19,888 per 10,000 units	2012/12/28	60,000,000	2012/08/09
67845	SGA Societe Generale Acceptance N.V.	HSI R Bull CBBC Dec 12U	0.250	19,000 per 10,000 units	19,200 per 10,000 units	2012/12/28	300,000,000	2012/08/09
67846	SGA Societe Generale Acceptance N.V.	HSI R Bull CBBC Dec 12V	0.250	19,200 per 10,000 units	19,400 per 10,000 units	2012/12/28	300,000,000	2012/08/09
67847	SGA Societe Generale Acceptance N.V.	HSI R Bull CBBC Dec 12W	0.250	19,400 per 10,000 units	19,600 per 10,000 units	2012/12/28	300,000,000	2012/08/09
67848	SGA Societe Generale Acceptance N.V.	HSI R Bear CBBC Dec 12K	0.250	20,550 per 10,000 units	20,350 per 10,000 units	2012/12/28	300,000,000	2012/08/09
67879	SGA Societe Generale Acceptance N.V.	HSI R Bear CBBC Dec 12L	0.250	20,450 per 10,000 units	20,250 per 10,000 units	2012/12/28	300,000,000	2012/08/09
67880	SGA Societe Generale Acceptance N.V.	HSI R Bear CBBC Dec 12M	0.250	20,350 per 10,000 units	20,150 per 10,000 units	2012/12/28	300,000,000	2012/08/09
67886	SGA Societe Generale Acceptance N.V.	HSI R Bear CBBC Dec 12N	0.250	20,050 per 10,000 units	19,850 per 10,000 units	2012/12/28	300,000,000	2012/08/09
67843	UBS AG	HSI R Bull CBBC Feb 2013 K	0.250	19,500 per 10,000 units	19,700 per 10,000 units	2013/02/27	300,000,000	2012/08/09
67841	UBS AG	HSI R Bull CBBC May 2013 H	0.250	19,250 per 10,000 units	19,450 per 10,000 units	2013/05/30	300,000,000	2012/08/09
67909	UBS AG	HSI R Bear CBBC Mar 2013 I	0.250	20,050 per 10,000 units	19,850 per 10,000 units	2013/03/27	300,000,000	2012/08/09
67892	UBS AG	HSI R Bear CBBC Apr 2013 D	0.250	20,550 per 10,000 units	20,350 per 10,000 units	2013/04/29	300,000,000	2012/08/09
67910	UBS AG	HSI R Bear CBBC Apr 2013 E	0.250	19,900 per 10,000 units	19,700 per 10,000 units	2013/04/29	300,000,000	2012/08/09
67937	Credit Suisse AG	HSI R Bull CBBC Nov 2012 K	0.250	19,490 per 10,000 units	19,690 per 10,000 units	2012/11/29	400,000,000	2012/08/10
67938	Credit Suisse AG	HSI R Bear CBBC Nov 2012 U	0.250	19,711 per 10,000 units	19,511 per 10,000 units	2012/11/29	400,000,000	2012/08/10
67939	Credit Suisse AG	HSI R Bear CBBC Nov 2012 Z	0.250	19,850 per 10,000 units	19,650 per 10,000 units	2012/11/29	400,000,000	2012/08/10
67920	HK Bank	Anhui Conch R Bull CBBC Mar 2013 B	0.400	17.18	19.18	2013/03/18	40,000,000	2012/08/10
67921	HK Bank	COVS R Bull CBBC Apr 2013 A	0.250	15.38	16.38	2013/04/08	40,000,000	2012/08/10
67919	HK Bank	Cheung Kong R Bull CBBC Mar 2013 A	0.250	90.88 per 100 units	96.88 per 100 units	2013/03/04	60,000,000	2012/08/10
67925	HK Bank	HSCEI R Bull CBBC Jan 2013 A	0.250	9,188 per 10,000 units	9,388 per 10,000 units	2013/01/30	68,000,000	2012/08/10
67927	SGA Societe Generale Acceptance N.V.	HSI R Bull CBBC Dec 12X	0.250	18,900 per 10,000 units	19,100 per 10,000 units	2012/12/28	300,000,000	2012/08/10
67931	SGA Societe Generale Acceptance N.V.	HSI R Bull CBBC Dec 12Y	0.250	19,300 per 10,000 units	19,500 per 10,000 units	2012/12/28	300,000,000	2012/08/10
67934	SGA Societe Generale Acceptance N.V.	HSI R Bear CBBC Dec 12O	0.250	19,950 per 10,000 units	19,750 per 10,000 units	2012/12/28	300,000,000	2012/08/10
67954	UBS AG	China Mobile R Bear CBBC Mar 2013 A	0.250	108 per 100 units	105 per 100 units	2013/03/11	100,000,000	2012/08/10
67955	UBS AG	CNOOC R Bull CBBC Jan 2013 B	0.250	13.58	14.38	2013/01/07	100,000,000	2012/08/10
67941	UBS AG	HSI R Bear CBBC Feb 2013 N	0.250	19,750 per 10,000 units	19,550 per 10,000 units	2013/02/27	300,000,000	2012/08/10
67967	UBS AG	TCH R Bull CBBC Feb 2013 A	0.250	212 per 100 units	220 per 100 units	2013/02/25	100,000,000	2012/08/10
68003	BNP Paribas Arbit Issu B.V.	HSI R Bull CBBC Dec 2012 H	0.250	19,800 per 10,000 units	20,000 per 10,000 units	2012/12/28	200,000,000	2012/08/13
68004	BNP Paribas Arbit Issu B.V.	HSI R Bull CBBC Dec 2012 I	0.250	19,700 per 10,000 units	19,900 per 10,000 units	2012/12/28	200,000,000	2012/08/13
67986	BNP Paribas Arbit Issu B.V.	HSI R Bear CBBC Dec 2012 L	0.250	20,200 per 10,000 units	20,000 per 10,000 units	2012/12/28	200,000,000	2012/08/13
67987	BNP Paribas Arbit Issu B.V.	HSI R Bear CBBC Dec 2012 M	0.250	20,100 per 10,000 units	19,900 per 10,000 units	2012/12/28	200,000,000	2012/08/13
67988	BNP Paribas Arbit Issu B.V.	HSI R Bear CBBC Dec 2012 N	0.250	21,200 per 10,000 units	21,000 per 10,000 units	2012/12/28	200,000,000	2012/08/13
67989	BNP Paribas Arbit Issu B.V.	HSI R Bear CBBC Dec 2012 O	0.250	20,700 per 10,000 units	20,500 per 10,000 units	2012/12/28	200,000,000	2012/08/13
62936	Credit Suisse AG	HSI R Bull CBBC Jan 2013 J	0.250	19,650 per 10,000 units	19,850 per 10,000 units	2013/01/30	400,000,000	2012/08/13
68013	Credit Suisse AG	HSI R Bull CBBC Jan 2013 X	0.250	19,869 per 10,000 units	20,069 per 10,000 units	2013/01/30	400,000,000	2012/08/13
62137	Credit Suisse AG	HSI R Bull CBBC Jan 2013 Y	0.250	19,850 per 12,000 units	20,050 per 12,000 units	2013/01/30	400,000,000	2012/08/13
62440	Credit Suisse AG	HSI R Bull CBBC Jan 2013 Z	0.250	19,750 per 10,000 units	19,950 per 10,000 units	2013/01/30	400,000,000	2012/08/13
67990	Credit Suisse AG	HSI R Bear CBBC Nov 2012 G	0.250	20,250 per 10,000 units	20,050 per 10,000 units	2012/11/29	400,000,000	2012/08/13

Newly listed callable bull/bear contracts in 2012 *(continued)*

Code	Issuer	Name of issue	Issue prices (HK\$)	Strike price (HKD) / Strike level per 10 units	Call price (HKD) / Call level per 10 units	Expiry date	No. of issue (units)	Listing date
67991	Credit Suisse AG	HSI R Bear CBBC Nov 2012 S	0.250	20,100 per 10,000 units	19,900 per 10,000 units	2012/11/29	400,000,000	2012/08/13
67993	Credit Suisse AG	HSI R Bear CBBC Nov 2012 V	0.250	19,870 per 10,000 units	19,670 per 10,000 units	2012/11/29	400,000,000	2012/08/13
63041	Goldman Sachs SP (Asia)	HSI R Bull CBBC Nov 2012 K	0.250	19,688 per 10,000 units	19,888 per 10,000 units	2012/11/29	150,000,000	2012/08/13
63079	Goldman Sachs SP (Asia)	HSI R Bull CBBC Nov 2012 L	0.252	19,788 per 10,000 units	19,988 per 10,000 units	2012/11/29	150,000,000	2012/08/13
63255	Goldman Sachs SP (Asia)	HSI R Bear CBBC Nov 2012 D	0.252	20,738 per 10,000 units	20,538 per 10,000 units	2012/11/29	150,000,000	2012/08/13
63359	Merrill Lynch Int'l & Co. C.V.	HSI R Bull CBBC Nov 2012 G	0.250	19,528 per 10,000 units	19,728 per 10,000 units	2012/11/29	60,000,000	2012/08/13
63404	Merrill Lynch Int'l & Co. C.V.	HSI R Bear CBBC Nov 2012 C	0.250	20,288 per 10,000 units	20,088 per 10,000 units	2012/11/29	60,000,000	2012/08/13
68000	SGA Societe Generale Acceptance N.V.	HSI R Bull CBBC Dec 12O	0.250	19,800 per 10,000 units	20,000 per 10,000 units	2012/12/28	300,000,000	2012/08/13
67998	SGA Societe Generale Acceptance N.V.	HSI R Bull CBBC Dec 12Z	0.250	19,700 per 10,000 units	19,900 per 10,000 units	2012/12/28	300,000,000	2012/08/13
67970	SGA Societe Generale Acceptance N.V.	HSI R Bear CBBC Dec 12P	0.250	20,250 per 10,000 units	20,050 per 10,000 units	2012/12/28	300,000,000	2012/08/13
67972	SGA Societe Generale Acceptance N.V.	HSI R Bear CBBC Dec 12Q	0.250	20,150 per 10,000 units	19,950 per 10,000 units	2012/12/28	300,000,000	2012/08/13
67978	SGA Societe Generale Acceptance N.V.	HSI R Bear CBBC Dec 12R	0.250	20,050 per 10,000 units	19,850 per 10,000 units	2012/12/28	300,000,000	2012/08/13
62961	UBS AG	HKEx R Bull CBBC Feb 2013 A	0.250	94 per 100 units	100 per 100 units	2013/02/18	100,000,000	2012/08/13
67979	UBS AG	HSCEI R Bull CBBC May 2013 A	0.250	9,300 per 10,000 units	9,500 per 10,000 units	2013/05/30	100,000,000	2012/08/13
63037	UBS AG	HSI R Bull CBBC Jan 2013 C	0.250	19,700 per 10,000 units	19,900 per 10,000 units	2013/01/30	300,000,000	2012/08/13
63040	UBS AG	HSI R Bull CBBC Apr 2013 D	0.250	19,850 per 10,000 units	20,050 per 10,000 units	2013/04/29	300,000,000	2012/08/13
67981	UBS AG	HSI R Bear CBBC Jan 2013 E	0.250	20,100 per 10,000 units	19,900 per 10,000 units	2013/01/30	300,000,000	2012/08/13
67983	UBS AG	HSI R Bear CBBC Mar 2013 J	0.250	20,250 per 10,000 units	20,050 per 10,000 units	2013/03/27	300,000,000	2012/08/13
62272 [#]	Merrill Lynch Int'l & Co. C.V.	HSI R Bear CBBC Dec 2012 D	0.050	20,500 per 10,000 units	20,300 per 10,000 units	2012/12/28	200,000,000	2012/08/13
64105	Credit Suisse AG	HKEx R Bull CBBC Dec 2012 D	0.250	99 per 100 units	104 per 100 units	2012/12/24	50,000,000	2012/08/14
64106	Credit Suisse AG	HKEx R Bull CBBC Dec 2012 E	0.250	95.50 per 100 units	100.50 per 100 units	2012/12/24	50,000,000	2012/08/14
64046	Credit Suisse AG	HSI R Bull CBBC Jan 2013 F	0.250	19,700 per 10,000 units	19,900 per 10,000 units	2013/01/30	400,000,000	2012/08/14
64065	Credit Suisse AG	HSI R Bull CBBC Jan 2013 G	0.250	19,855 per 10,000 units	20,055 per 10,000 units	2013/01/30	400,000,000	2012/08/14
64035	Credit Suisse AG	HSI R Bear CBBC Jan 2013 M	0.275	22,650 per 10,000 units	22,450 per 10,000 units	2013/01/30	400,000,000	2012/08/14
64036	Credit Suisse AG	HSI R Bear CBBC Jan 2013 N	0.250	22,300 per 10,000 units	22,100 per 10,000 units	2013/01/30	400,000,000	2012/08/14
64050	Credit Suisse AG	HSI R Bear CBBC Jan 2013 O	0.250	20,200 per 10,000 units	20,000 per 10,000 units	2013/01/30	400,000,000	2012/08/14
63961	Credit Suisse AG	HSI R Bear CBBC Feb 2013 G	0.315	23,000 per 10,000 units	22,800 per 10,000 units	2013/02/27	400,000,000	2012/08/14
63973	Credit Suisse AG	HSI R Bear CBBC Feb 2013 H	0.295	22,800 per 10,000 units	22,600 per 10,000 units	2013/02/27	400,000,000	2012/08/14
64012	Credit Suisse AG	HSI R Bear CBBC Feb 2013 I	0.270	22,550 per 10,000 units	22,350 per 10,000 units	2013/02/27	400,000,000	2012/08/14
64015	Credit Suisse AG	HSI R Bear CBBC Feb 2013 J	0.255	22,400 per 10,000 units	22,200 per 10,000 units	2013/02/27	400,000,000	2012/08/14
63927	Credit Suisse AG	HSI R Bear CBBC Mar 2013 G	0.325	23,100 per 10,000 units	22,900 per 10,000 units	2013/03/27	400,000,000	2012/08/14
63928	Credit Suisse AG	HSI R Bear CBBC Mar 2013 H	0.305	22,900 per 10,000 units	22,700 per 10,000 units	2013/03/27	400,000,000	2012/08/14
63929	Credit Suisse AG	HSI R Bear CBBC Mar 2013 I	0.290	22,750 per 10,000 units	22,550 per 10,000 units	2013/03/27	400,000,000	2012/08/14
63946	Credit Suisse AG	HSI R Bear CBBC Mar 2013 J	0.265	22,500 per 10,000 units	22,300 per 10,000 units	2013/03/27	400,000,000	2012/08/14
64107	Credit Suisse AG	TCH R Bull CBBC Dec 2012 C	0.250	222.50 per 100 units	230.50 per 100 units	2012/12/24	50,000,000	2012/08/14
64108	Credit Suisse AG	TCH R Bull CBBC Dec 2012 D	0.250	217 per 100 units	225 per 100 units	2012/12/24	50,000,000	2012/08/14
63881	HK Bank	China Life R Bull CBBC Mar 2013 A	0.250	19.68	20.68	2013/03/11	60,000,000	2012/08/14
63904	HK Bank	CNOOC R Bull CBBC Apr 2013 A	0.250	14.18	14.98	2013/04/08	50,000,000	2012/08/14
63858	HK Bank	A50 R Bull CBBC Mar 2013 D	0.250	9.38	9.68	2013/03/11	100,000,000	2012/08/14
63889	HK Bank	HKEx R Bull CBBC Mar 2013 B	0.250	96.88 per 100 units	102.88 per 100 units	2013/03/18	60,000,000	2012/08/14
63757	HK Bank	HSI R Bull CBBC Mar 2013 G	0.250	18,328 per 20,000 units	18,628 per 20,000 units	2013/03/27	200,000,000	2012/08/14
63758	HK Bank	HSI R Bull CBBC Apr 2013 D	0.250	19,388 per 15,000 units	19,588 per 15,000 units	2013/04/29	100,000,000	2012/08/14
63850	HK Bank	HSI R Bull CBBC Apr 2013 E	0.250	19,588 per 15,000 units	19,788 per 15,000 units	2013/04/29	100,000,000	2012/08/14

Newly listed callable bull/bear contracts in 2012 (continued)

Code	Issuer	Name of issue	Issue prices (HK\$)	Strike price (HKD) / Strike level per 10 units	Call price (HKD) / Call level per 10 units	Expiry date	No. of issue (units)	Listing date
63903	HK Bank	SHK Ppt R Bull CBBC Apr 2013 B	0.250	89 per 100 units	93 per 100 units	2013/04/22	60,000,000	2012/08/14
64176	J P Morgan SP BV	HSI R Bull CBBC May 2013 A	0.250	19,575 per 10,000 units	19,775 per 10,000 units	2013/05/30	300,000,000	2012/08/14
64177	J P Morgan SP BV	HSI R Bull CBBC May 2013 B	0.250	19,200 per 10,000 units	19,400 per 10,000 units	2013/05/30	300,000,000	2012/08/14
64232	J P Morgan SP BV	HSI R Bull CBBC May 2013 C	0.250	18,900 per 10,000 units	19,100 per 10,000 units	2013/05/30	300,000,000	2012/08/14
64233	J P Morgan SP BV	HSI R Bull CBBC May 2013 D	0.250	19,800 per 10,000 units	20,000 per 10,000 units	2013/05/30	300,000,000	2012/08/14
64103	SGA Societe Generale Acceptance N.V.	HSI R Bear CBBC Dec 12S	0.250	20,650 per 10,000 units	20,450 per 10,000 units	2012/12/28	300,000,000	2012/08/14
64104	SGA Societe Generale Acceptance N.V.	HSI R Bear CBBC Dec 12T	0.250	20,750 per 10,000 units	20,550 per 10,000 units	2012/12/28	300,000,000	2012/08/14
64136	UBS AG	CNOOC R Bear CBBC Feb 2013 A	0.285	18.68	17.88	2013/02/25	100,000,000	2012/08/14
64135	UBS AG	Sinopec Corp R Bull CBBC Mar 2013 A	0.250	6.2	6.5	2013/03/18	100,000,000	2012/08/14
64109	UBS AG	HSBC R Bull CBBC Mar 2013 A	0.250	59.50 per 100 units	62.50 per 100 units	2013/03/11	100,000,000	2012/08/14
64172	UBS AG	HSI R Bull CBBC Nov 2012 U	0.250	19,800 per 10,000 units	20,000 per 10,000 units	2012/11/29	300,000,000	2012/08/14
64160	UBS AG	HSI R Bull CBBC May 2013 I	0.250	19,650 per 10,000 units	19,850 per 10,000 units	2013/05/30	300,000,000	2012/08/14
64037	UBS AG	HSI R Bear CBBC Nov 2012 H	0.250	20,200 per 10,000 units	20,000 per 10,000 units	2012/11/29	300,000,000	2012/08/14
64153	UBS AG	ICBC R Bull CBBC Mar 2013 A	0.250	3.95	4.25	2013/03/25	100,000,000	2012/08/14
64110	UBS AG	SHK Ppt R Bear CBBC Feb 2013 A	0.250	114 per 100 units	110 per 100 units	2013/02/18	100,000,000	2012/08/14
64256	Credit Suisse AG	HSI R Bull CBBC Feb 2013 L	0.250	19,800 per 10,000 units	20,000 per 10,000 units	2013/02/27	400,000,000	2012/08/15
64245	Credit Suisse AG	HSI R Bear CBBC Nov 2012 W	0.250	20,300 per 10,000 units	20,100 per 10,000 units	2012/11/29	400,000,000	2012/08/15
64321	Daiwa Capital Mkt	HSI R Bear CBBC Feb 2013 B	0.250	20,800 per 10,000 units	20,600 per 10,000 units	2013/02/27	158,000,000	2012/08/15
64346	Daiwa Capital Mkt	HSI R Bear CBBC Mar 2013 A	0.250	21,200 per 10,000 units	21,000 per 10,000 units	2013/03/27	158,000,000	2012/08/15
64357	Daiwa Capital Mkt	HSI R Bear CBBC Mar 2013 B	0.250	21,400 per 10,000 units	21,200 per 10,000 units	2013/03/27	158,000,000	2012/08/15
64316	SGA Societe Generale Acceptance N.V.	HSI R Bear CBBC Dec 12U	0.250	20,850 per 10,000 units	20,650 per 10,000 units	2012/12/28	300,000,000	2012/08/15
64364	UBS AG	HKE X R Bull CBBC May 2013 A	0.250	99 per 100 units	104 per 100 units	2013/05/13	100,000,000	2012/08/15
64380	UBS AG	HSCEI R Bear CBBC Nov 2012 D	0.250	10,950 per 10,000 units	10,750 per 10,000 units	2012/11/29	100,000,000	2012/08/15
64369	UBS AG	HSCEI R Bear CBBC Dec 2012 A	0.250	10,450 per 10,000 units	10,250 per 10,000 units	2012/12/28	100,000,000	2012/08/15
64387	UBS AG	HSCEI R Bear CBBC Dec 2012 B	0.250	11,200 per 10,000 units	11,000 per 10,000 units	2012/12/28	100,000,000	2012/08/15
64393	UBS AG	HSI R Bull CBBC Mar 2013 K	0.250	19,750 per 10,000 units	19,950 per 10,000 units	2013/03/27	300,000,000	2012/08/15
64234	UBS AG	HSI R Bear CBBC Jan 2013 F	0.250	20,300 per 10,000 units	20,100 per 10,000 units	2013/01/30	300,000,000	2012/08/15
64583	BNP Paribas Arbit Issu B.V.	A50 Ch R Bull CBBC Mar 2013 B	0.250	9.3	9.6	2013/03/27	200,000,000	2012/08/16
64589	BNP Paribas Arbit Issu B.V.	HSI R Bull CBBC Apr 2013 M	0.250	20,000 per 10,000 units	20,200 per 10,000 units	2013/04/29	200,000,000	2012/08/16
64590	BNP Paribas Arbit Issu B.V.	HSI R Bull CBBC Apr 2013 N	0.250	19,900 per 10,000 units	20,100 per 10,000 units	2013/04/29	200,000,000	2012/08/16
64588	BNP Paribas Arbit Issu B.V.	HSI R Bear CBBC Dec 2012 P	0.250	20,500 per 10,000 units	20,300 per 10,000 units	2012/12/28	200,000,000	2012/08/16
64484	Credit Suisse AG	HSI R Bull CBBC Feb 2013 M	0.250	19,900 per 10,000 units	20,100 per 10,000 units	2013/02/27	400,000,000	2012/08/16
64753	Credit Suisse AG	HSI R Bull CBBC Feb 2013 N	0.250	20,050 per 12,000 units	20,250 per 12,000 units	2013/02/27	400,000,000	2012/08/16
64754	Credit Suisse AG	HSI R Bull CBBC Feb 2013 O	0.250	20,069 per 10,000 units	20,269 per 10,000 units	2013/02/27	400,000,000	2012/08/16
64482	Credit Suisse AG	HSI R Bear CBBC Dec 2012 Q	0.250	20,350 per 10,000 units	20,150 per 10,000 units	2012/12/28	400,000,000	2012/08/16
64737	Credit Suisse AG	HSI R Bear CBBC Dec 2012 W	0.250	20,500 per 10,000 units	20,300 per 10,000 units	2012/12/28	400,000,000	2012/08/16
64643	Daiwa Capital Mkt	HSI R Bull CBBC Jan 2013 D	0.250	19,768 per 10,000 units	19,968 per 10,000 units	2013/01/30	158,000,000	2012/08/16
64592	Daiwa Capital Mkt	HSI R Bear CBBC Jan 2013 C	0.250	20,480 per 10,000 units	20,280 per 10,000 units	2013/01/30	158,000,000	2012/08/16
64808	Goldman Sachs SP (Asia)	HSI R Bull CBBC Nov 2012 M	0.255	19,888 per 10,000 units	20,088 per 10,000 units	2012/11/29	150,000,000	2012/08/16
64817	Goldman Sachs SP (Asia)	HSI R Bull CBBC Nov 2012 N	0.256	19,988 per 10,000 units	20,188 per 10,000 units	2012/11/29	150,000,000	2012/08/16
64845	Goldman Sachs SP (Asia)	HSI R Bear CBBC Nov 2012 E	0.263	20,938 per 10,000 units	20,738 per 10,000 units	2012/11/29	150,000,000	2012/08/16
64472	HK Bank	ABC R Bull CBBC Nov 2013 A	0.250	2.83	3.08	2013/11/18	60,000,000	2012/08/16
64474	HK Bank	BOCL R Bull CBBC Nov 2013 A	0.250	2.6	2.78	2013/11/27	60,000,000	2012/08/16

Newly listed callable bull/bear contracts in 2012 (continued)

Code	Issuer	Name of issue	Issue prices (HK\$)	Strike price (HKD) / Strike level per 10 units	Call price (HKD) / Call level per 10 units	Expiry date	No. of issue (units)	Listing date
64463	HK Bank	Cheung Kong R Bear CBBC Apr 2013 A	0.250	134 per 100 units	128 per 100 units	2013/04/15	50,000,000	2012/08/16
64935	Merrill Lynch Int'l & Co. C.V.	HSI R Bear CBBC Nov 2012 D	0.250	20,688 per 10,000 units	20,488 per 10,000 units	2012/11/29	60,000,000	2012/08/16
64959	Merrill Lynch Int'l & Co. C.V.	HSI R Bear CBBC Nov 2012 E	0.250	20,488 per 10,000 units	20,288 per 10,000 units	2012/11/29	60,000,000	2012/08/16
64489	SGA Societe Generale Acceptance N.V.	HSI R Bull CBBC Dec 12Q	0.250	19,900 per 10,000 units	20,100 per 10,000 units	2012/12/28	300,000,000	2012/08/16
64556	SGA Societe Generale Acceptance N.V.	HSI R Bull CBBC Dec 12R	0.250	20,000 per 10,000 units	20,200 per 10,000 units	2012/12/28	300,000,000	2012/08/16
64559	SGA Societe Generale Acceptance N.V.	HSI R Bear CBBC Nov 12P	0.250	20,950 per 10,000 units	20,750 per 10,000 units	2012/11/29	300,000,000	2012/08/16
64582	SGA Societe Generale Acceptance N.V.	HSI R Bear CBBC Nov 12Q	0.250	20,450 per 10,000 units	20,250 per 10,000 units	2012/11/29	300,000,000	2012/08/16
64644	UBS AG	China Life R Bull CBBC May 2013 B	0.250	19.88	20.88	2013/05/06	100,000,000	2012/08/16
64806	UBS AG	HSI R Bull CBBC May 2013 J	0.250	20,050 per 10,000 units	20,250 per 10,000 units	2013/05/30	300,000,000	2012/08/16
64804	UBS AG	HSI R Bull CBBC Jun 2013 H	0.250	19,900 per 10,000 units	20,100 per 10,000 units	2013/06/27	300,000,000	2012/08/16
64710	UBS AG	HSI R Bear CBBC Jan 2013 G	0.250	20,500 per 10,000 units	20,300 per 10,000 units	2013/01/30	300,000,000	2012/08/16
64480	UBS AG	HSI R Bear CBBC May 2013 G	0.250	20,350 per 10,000 units	20,150 per 10,000 units	2013/05/30	300,000,000	2012/08/16
65151	BNP Paribas Arbit Issu B.V.	HSI R Bear CBBC Dec 2012 Q	0.250	20,400 per 10,000 units	20,200 per 10,000 units	2012/12/28	200,000,000	2012/08/17
65108	Credit Suisse AG	HSI R Bull CBBC Jan 2013 I	0.250	20,040 per 10,000 units	20,240 per 10,000 units	2013/01/30	400,000,000	2012/08/17
65127	Credit Suisse AG	HSI R Bull CBBC Jan 2013 K	0.250	19,950 per 10,000 units	20,150 per 10,000 units	2013/01/30	400,000,000	2012/08/17
65150	Credit Suisse AG	HSI R Bear CBBC Jan 2013 P	0.250	20,400 per 10,000 units	20,200 per 10,000 units	2013/01/30	400,000,000	2012/08/17
65164	Goldman Sachs SP (Asia)	HSI R Bear CBBC Nov 2012 F	0.253	20,438 per 10,000 units	20,238 per 10,000 units	2012/11/29	150,000,000	2012/08/17
65530	Goldman Sachs SP (Asia)	HSI R Bear CBBC Nov 2012 G	0.257	20,338 per 10,000 units	20,138 per 10,000 units	2012/11/29	150,000,000	2012/08/17
64960	HK Bank	ABC R Bear CBBC Apr 2013 A	0.250	4.43	4.18	2013/04/22	40,000,000	2012/08/17
64962	HK Bank	Cheung Kong R Bull CBBC Apr 2013 A	0.250	96.88 per 100 units	102.88 per 100 units	2013/04/15	60,000,000	2012/08/17
64961	HK Bank	Sinopec Corp R Bull CBBC Apr 2013 C	0.250	6.58	6.88	2013/04/08	60,000,000	2012/08/17
65024	HK Bank	HSI R Bull CBBC Apr 2013 F	0.250	19,788 per 15,000 units	19,988 per 15,000 units	2013/04/29	100,000,000	2012/08/17
65036	SGA Societe Generale Acceptance N.V.	HSI R Bull CBBC Jan 13E	0.250	19,750 per 10,000 units	19,950 per 10,000 units	2013/01/30	300,000,000	2012/08/17
65054	SGA Societe Generale Acceptance N.V.	HSI R Bull CBBC Jan 13F	0.250	20,050 per 10,000 units	20,250 per 10,000 units	2013/01/30	300,000,000	2012/08/17
65082	SGA Societe Generale Acceptance N.V.	HSI R Bear CBBC Dec 12V	0.250	20,500 per 10,000 units	20,300 per 10,000 units	2012/12/28	300,000,000	2012/08/17
65139	SGA Societe Generale Acceptance N.V.	HSI R Bear CBBC Dec 12W	0.250	20,400 per 10,000 units	20,200 per 10,000 units	2012/12/28	300,000,000	2012/08/17
65130	UBS AG	HSI R Bull CBBC Dec 2012 K	0.250	20,000 per 10,000 units	20,200 per 10,000 units	2012/12/28	300,000,000	2012/08/17
65155	UBS AG	HSI R Bear CBBC Nov 2012 E	0.250	20,400 per 10,000 units	20,200 per 10,000 units	2012/11/29	300,000,000	2012/08/17
65154	UBS AG	HSI R Bear CBBC Dec 2012 X	0.250	20,950 per 10,000 units	20,750 per 10,000 units	2012/12/28	300,000,000	2012/08/17
65536	Credit Suisse AG	HSI R Bull CBBC Jan 2013 L	0.250	19,908 per 10,000 units	20,108 per 10,000 units	2013/01/30	400,000,000	2012/08/20
65532	Credit Suisse AG	HSI R Bear CBBC Jan 2013 Q	0.250	20,450 per 10,000 units	20,250 per 10,000 units	2013/01/30	400,000,000	2012/08/20
65688	UBS AG	Cheung Kong R Bull CBBC Jun 2013 A	0.250	97 per 100 units	103 per 100 units	2013/06/10	100,000,000	2012/08/20
65531	UBS AG	HSI R Bull CBBC Apr 2013 E	0.250	19,850 per 10,000 units	20,050 per 10,000 units	2013/04/29	300,000,000	2012/08/20
65689	UBS AG	HSI R Bear CBBC Mar 2013 K	0.250	20,450 per 10,000 units	20,250 per 10,000 units	2013/03/27	300,000,000	2012/08/20
65537	UBS AG	SHK Ppt R Bull CBBC Apr 2013 A	0.250	91 per 100 units	95 per 100 units	2013/04/22	100,000,000	2012/08/20
65699	Credit Suisse AG	HSI R Bull CBBC Jan 2013 M	0.250	20,091 per 10,000 units	20,291 per 10,000 units	2013/01/30	350,000,000	2012/08/21
65691	Credit Suisse AG	HSI R Bear CBBC Jan 2013 R	0.250	20,288 per 10,000 units	20,088 per 10,000 units	2013/01/30	350,000,000	2012/08/21
65932	Goldman Sachs SP (Asia)	HSI R Bull CBBC Nov 2012 O	0.255	20,088 per 10,000 units	20,288 per 10,000 units	2012/11/29	150,000,000	2012/08/21
65933	Goldman Sachs SP (Asia)	HSI R Bear CBBC Nov 2012 H	0.251	21,138 per 10,000 units	20,938 per 10,000 units	2012/11/29	150,000,000	2012/08/21
65695	SGA Societe Generale Acceptance N.V.	HSI R Bull CBBC Jan 13G	0.250	19,850 per 10,000 units	20,050 per 10,000 units	2013/01/30	300,000,000	2012/08/21
65697	SGA Societe Generale Acceptance N.V.	HSI R Bear CBBC Dec 12X	0.250	20,350 per 10,000 units	20,150 per 10,000 units	2012/12/28	300,000,000	2012/08/21
65856	UBS AG	China Mobile R Bull CBBC Feb 2013 B	0.250	87 per 100 units	90 per 100 units	2013/02/18	100,000,000	2012/08/21
65794	UBS AG	China Mobile R Bear CBBC Apr 2013 A	0.250	113 per 100 units	110 per 100 units	2013/04/22	100,000,000	2012/08/21

Newly listed callable bull/bear contracts in 2012 (continued)

Code	Issuer	Name of issue	Issue prices (HK\$)	Strike price (HKD) / Strike level per 10 units	Call price (HKD) / Call level per 10 units	Expiry date	No. of issue (units)	Listing date
65866	UBS AG	CC Bank R Bear CBBC May 2013 A	0.250	6.55	6.25	2013/05/06	100,000,000	2012/08/21
65931	UBS AG	Cheung Kong R Bear CBBC Apr 2013 A	0.250	136 per 100 units	130 per 100 units	2013/04/15	100,000,000	2012/08/21
65755	UBS AG	China Life R Bear CBBC Feb 2013 B	0.250	23.88	22.88	2013/02/18	100,000,000	2012/08/21
65705	UBS AG	China Life R Bear CBBC Mar 2013 A	0.400	25.88	24.88	2013/03/25	100,000,000	2012/08/21
65930	UBS AG	HSBC R Bull CBBC Feb 2013 A	0.250	62 per 100 units	65 per 100 units	2013/02/18	100,000,000	2012/08/21
65912	UBS AG	HSBC R Bear CBBC Apr 2013 A	0.250	83 per 100 units	80 per 100 units	2013/04/22	100,000,000	2012/08/21
65704	UBS AG	HSI R Bull CBBC Feb 2013 L	0.250	19,950 per 10,000 units	20,150 per 10,000 units	2013/02/27	300,000,000	2012/08/21
65765	UBS AG	ICBC R Bear CBBC Apr 2013 A	0.250	5.8	5.5	2013/04/22	100,000,000	2012/08/21
65911	UBS AG	SHK Ppt R Bear CBBC Feb 2013 B	0.250	124 per 100 units	120 per 100 units	2013/02/18	100,000,000	2012/08/21
65910	UBS AG	TCH R Bear CBBC Mar 2013 A	0.380	268 per 100 units	260 per 100 units	2013/03/25	100,000,000	2012/08/21
66248	BNP Paribas Arbit Issu B.V.	HSI R Bear CBBC Dec 2012 R	0.250	21,700 per 10,000 units	21,500 per 10,000 units	2012/12/28	200,000,000	2012/08/22
66534	BNP Paribas Arbit Issu B.V.	HSI R Bear CBBC Dec 2012 S	0.250	21,400 per 10,000 units	21,200 per 10,000 units	2012/12/28	200,000,000	2012/08/22
66604	BNP Paribas Arbit Issu B.V.	HSI R Bear CBBC Dec 2012 T	0.250	21,100 per 10,000 units	20,900 per 10,000 units	2012/12/28	200,000,000	2012/08/22
66737	BNP Paribas Arbit Issu B.V.	HSI R Bear CBBC Dec 2012 U	0.250	20,900 per 10,000 units	20,700 per 10,000 units	2012/12/28	200,000,000	2012/08/22
66803	BNP Paribas Arbit Issu B.V.	HSI R Bear CBBC Dec 2012 V	0.250	20,600 per 10,000 units	20,400 per 10,000 units	2012/12/28	200,000,000	2012/08/22
67631	Credit Suisse AG	A50 China R Bull CBBC Dec 2012 A	0.250	8.5	8.8	2012/12/24	50,000,000	2012/08/22
67516	Credit Suisse AG	A50 China R Bull CBBC Jan 2013 A	0.250	9.03	9.33	2013/01/28	50,000,000	2012/08/22
67648	Credit Suisse AG	A50 China R Bull CBBC Jan 2013 B	0.250	8.03	8.33	2013/01/28	50,000,000	2012/08/22
67838	Credit Suisse AG	A50 China R Bear CBBC Dec 2012 A	0.250	10.68	10.38	2012/12/24	50,000,000	2012/08/22
67922	Credit Suisse AG	A50 China R Bear CBBC Jan 2013 A	0.250	11.73	11.43	2013/01/28	50,000,000	2012/08/22
67933	Credit Suisse AG	HSI R Bull CBBC Feb 2013 P	0.250	19,850 per 10,000 units	20,050 per 10,000 units	2013/02/27	350,000,000	2012/08/22
67948	Credit Suisse AG	HSI R Bull CBBC Feb 2013 Q	0.250	20,000 per 10,000 units	20,200 per 10,000 units	2013/02/27	350,000,000	2012/08/22
68035	Credit Suisse AG	HSI R Bear CBBC Feb 2013 K	0.250	20,250 per 12,000 units	20,050 per 12,000 units	2013/02/27	350,000,000	2012/08/22
68036	Credit Suisse AG	HSI R Bear CBBC Feb 2013 L	0.250	20,227 per 10,000 units	20,027 per 10,000 units	2013/02/27	350,000,000	2012/08/22
65982	HK Bank	China Mobile R Bull CBBC Apr 2013 A	0.250	86.38 per 100 units	88.88 per 100 units	2013/04/15	60,000,000	2012/08/22
65938	HK Bank	CUni R Bull CBBC Apr 2013 B	0.300	10.08	11.08	2013/04/08	40,000,000	2012/08/22
65946	HK Bank	China Shenhua R Bull CBBC Dec 2013 A	0.250	24.88 per 100 units	26.88 per 100 units	2013/12/18	40,000,000	2012/08/22
65994	HK Bank	A50 R Bull CBBC Feb 2013 C	0.250	9.28	9.58	2013/02/04	100,000,000	2012/08/22
65983	HK Bank	A50 R Bear CBBC Apr 2013 B	0.250	10.38	10.08	2013/04/15	50,000,000	2012/08/22
65995	HK Bank	SHK Ppt R Bull CBBC May 2013 A	0.250	94 per 100 units	98 per 100 units	2013/05/06	60,000,000	2012/08/22
68006	UBS AG	BOC HK R Bear CBBC Apr 2013 A	0.310	27.38	26.38	2013/04/15	100,000,000	2012/08/22
67962	UBS AG	BOCL R Bull CBBC Jul 2013 A	0.250	2.5	2.68	2013/07/08	100,000,000	2012/08/22
67956	UBS AG	BOCL R Bear CBBC Jun 2013 A	0.250	3.56	3.38	2013/06/24	100,000,000	2012/08/22
68029	UBS AG	CUni R Bear CBBC Apr 2013 A	0.250	14.88	13.88	2013/04/08	100,000,000	2012/08/22
68034	UBS AG	Sinopec Corp R Bull CBBC Jun 2013 A	0.250	6.7	7	2013/06/17	100,000,000	2012/08/22
67952	UBS AG	HSI R Bear CBBC Apr 2013 F	0.250	20,250 per 10,000 units	20,050 per 10,000 units	2013/04/29	300,000,000	2012/08/22
68086	BNP Paribas Arbit Issu B.V.	HSI R Bull CBBC Dec 2012 J	0.250	19,800 per 10,000 units	20,000 per 10,000 units	2012/12/28	200,000,000	2012/08/23
68078	Credit Suisse AG	HSI R Bull CBBC Feb 2013 R	0.250	19,900 per 10,000 units	20,100 per 10,000 units	2013/02/27	350,000,000	2012/08/23
68085	Credit Suisse AG	HSI R Bull CBBC Feb 2013 S	0.250	19,800 per 10,000 units	20,000 per 10,000 units	2013/02/27	350,000,000	2012/08/23

Newly listed callable bull/bear contracts in 2012 (continued)

Code	Issuer	Name of issue	Issue prices (HK\$)	Strike price (HKD) / Strike level per 10 units	Call price (HKD) / Call level per 10 units	Expiry date	No. of issue (units)	Listing date
68067	Credit Suisse AG	HSI R Bear CBBC Nov 2012 R	0.250	20,350 per 10,000 units	20,150 per 10,000 units	2012/11/29	350,000,000	2012/08/23
68066	Credit Suisse AG	HSI R Bear CBBC Nov 2012 X	0.250	20,260 per 10,000 units	20,060 per 10,000 units	2012/11/29	350,000,000	2012/08/23
68070	Credit Suisse AG	TCH R Bull CBBC Jan 2013 A	0.250	219 per 100 units	227 per 100 units	2013/01/28	50,000,000	2012/08/23
68072	Credit Suisse AG	TCH R Bull CBBC Jan 2013 B	0.250	226 per 100 units	234 per 100 units	2013/01/28	50,000,000	2012/08/23
68073	Credit Suisse AG	TCH R Bull CBBC Jan 2013 C	0.250	233 per 100 units	241 per 100 units	2013/01/28	50,000,000	2012/08/23
68074	Credit Suisse AG	TCH R Bear CBBC Jan 2013 A	0.250	256 per 100 units	248 per 100 units	2013/01/28	50,000,000	2012/08/23
68077	Credit Suisse AG	TCH R Bear CBBC Jan 2013 B	0.250	262 per 100 units	254 per 100 units	2013/01/28	50,000,000	2012/08/23
68098	Goldman Sachs SP (Asia)	HSI R Bear CBBC Nov 2012 I	0.254	20,238 per 10,000 units	20,038 per 10,000 units	2012/11/29	150,000,000	2012/08/23
68058	HK Bank	BOC HK R Bull CBBC Apr 2013 A	0.280	21.48	22.48	2013/04/17	40,000,000	2012/08/23
68056	HK Bank	Evergrande R Bull CBBC Oct 2013 A	0.250	2.08	2.48	2013/10/18	50,000,000	2012/08/23
68059	HK Bank	Galaxy Ent R Bear CBBC Apr 2013 A	0.350	23.8	22.8	2013/04/24	40,000,000	2012/08/23
68057	HK Bank	TCH R Bear CBBC Apr 2013 A	0.250	247.88 per 100 units	239.88 per 100 units	2013/04/10	50,000,000	2012/08/23
68111	J P Morgan SP BV	HSI R Bull CBBC May 2013 E	0.250	19,500 per 10,000 units	19,700 per 10,000 units	2013/05/30	300,000,000	2012/08/23
68114	J P Morgan SP BV	HSI R Bull CBBC May 2013 F	0.250	19,000 per 10,000 units	19,200 per 10,000 units	2013/05/30	300,000,000	2012/08/23
68100	J P Morgan SP BV	HSI R Bear CBBC May 2013 A	0.250	20,400 per 10,000 units	20,200 per 10,000 units	2013/05/30	300,000,000	2012/08/23
68105	J P Morgan SP BV	HSI R Bear CBBC May 2013 B	0.250	20,200 per 10,000 units	20,000 per 10,000 units	2013/05/30	300,000,000	2012/08/23
68068	SGA Societe Generale Acceptance N.V.	HSI R Bull CBBC Jan 13H	0.250	19,900 per 10,000 units	20,100 per 10,000 units	2013/01/30	300,000,000	2012/08/23
68069	SGA Societe Generale Acceptance N.V.	HSI R Bull CBBC Feb 13A	0.250	19,650 per 10,000 units	19,850 per 10,000 units	2013/02/27	300,000,000	2012/08/23
68092	UBS AG	China Mobile R Bear CBBC Feb 2013 A	0.250	93 per 100 units	90 per 100 units	2013/02/25	100,000,000	2012/08/23
68097	UBS AG	Galaxy Ent R Bear CBBC Feb 2013 B	0.250	23.88	22.88	2013/02/25	50,000,000	2012/08/23
68090	UBS AG	HSI R Bull CBBC Nov 2012 W	0.250	19,800 per 10,000 units	20,000 per 10,000 units	2012/11/29	300,000,000	2012/08/23
68087	UBS AG	HSI R Bull CBBC Jun 2013 I	0.250	19,900 per 10,000 units	20,100 per 10,000 units	2013/06/27	300,000,000	2012/08/23
68062	UBS AG	HSI R Bear CBBC Jan 2013 H	0.250	20,300 per 10,000 units	20,100 per 10,000 units	2013/01/30	300,000,000	2012/08/23
68093	UBS AG	TCH R Bull CBBC Jun 2013 A	0.250	222 per 100 units	230 per 100 units	2013/06/10	100,000,000	2012/08/23
68150	BNP Paribas Arbit Issu B.V.	HSI R Bull CBBC Dec 2012 K	0.250	19,900 per 10,000 units	20,100 per 10,000 units	2012/12/28	200,000,000	2012/08/24
68128	Credit Suisse AG	HSI R Bull CBBC Feb 2013 T	0.250	19,750 per 10,000 units	19,950 per 10,000 units	2013/02/27	350,000,000	2012/08/24
68119	Credit Suisse AG	HSI R Bear CBBC Nov 2012 T	0.250	20,163 per 10,000 units	19,963 per 10,000 units	2012/11/29	350,000,000	2012/08/24
68120	Credit Suisse AG	HSI R Bear CBBC Nov 2012 Y	0.250	20,200 per 12,000 units	20,000 per 12,000 units	2012/11/29	350,000,000	2012/08/24
68152	Goldman Sachs SP (Asia)	HSI R Bull CBBC Nov 2012 P	0.250	19,788 per 10,000 units	19,988 per 10,000 units	2012/11/29	150,000,000	2012/08/24
68153	Goldman Sachs SP (Asia)	HSI R Bull CBBC Nov 2012 Q	0.253	19,888 per 10,000 units	20,088 per 10,000 units	2012/11/29	150,000,000	2012/08/24
68151	Goldman Sachs SP (Asia)	HSI R Bear CBBC Nov 2012 J	0.251	20,338 per 10,000 units	20,138 per 10,000 units	2012/11/29	150,000,000	2012/08/24
68116	HK Bank	China Mobile R Bear CBBC Apr 2013 A	0.250	93.38 per 100 units	90.88 per 100 units	2013/04/15	50,000,000	2012/08/24
68117	HK Bank	A50 R Bear CBBC Apr 2013 C	0.250	10.18	9.88	2013/04/15	50,000,000	2012/08/24
68118	HK Bank	TCH R Bull CBBC Feb 2013 A	0.250	224.88 per 100 units	232.88 per 100 units	2013/02/04	50,000,000	2012/08/24
68133	SGA Societe Generale Acceptance N.V.	HSI R Bull CBBC Jan 13I	0.250	19,800 per 10,000 units	20,000 per 10,000 units	2013/01/30	300,000,000	2012/08/24
68136	SGA Societe Generale Acceptance N.V.	HSI R Bear CBBC Dec 12I	0.260	21,700 per 10,000 units	21,500 per 10,000 units	2012/12/28	300,000,000	2012/08/24
68138	SGA Societe Generale Acceptance N.V.	HSI R Bear CBBC Dec 12J	0.270	21,800 per 10,000 units	21,600 per 10,000 units	2012/12/28	300,000,000	2012/08/24
68139	SGA Societe Generale Acceptance N.V.	HSI R Bear CBBC Dec 12L	0.285	21,900 per 10,000 units	21,700 per 10,000 units	2012/12/28	300,000,000	2012/08/24
68140	SGA Societe Generale Acceptance N.V.	HSI R Bear CBBC Dec 12M	0.320	22,200 per 10,000 units	22,000 per 10,000 units	2012/12/28	300,000,000	2012/08/24
68121	SGA Societe Generale Acceptance N.V.	HSI R Bear CBBC Dec 12Y	0.250	20,300 per 10,000 units	20,100 per 10,000 units	2012/12/28	300,000,000	2012/08/24
68127	SGA Societe Generale Acceptance N.V.	HSI R Bear CBBC Dec 12Z	0.250	20,200 per 10,000 units	20,000 per 10,000 units	2012/12/28	300,000,000	2012/08/24
68146	UBS AG	BOC HK R Bull CBBC Jun 2013 A	0.255	21.88	22.88	2013/06/24	50,000,000	2012/08/24
68141	UBS AG	HSI R Bull CBBC Jun 2013 J	0.250	19,750 per 10,000 units	19,950 per 10,000 units	2013/06/27	300,000,000	2012/08/24

Newly listed callable bull/bear contracts in 2012 (continued)

Code	Issuer	Name of issue	Issue prices (HK\$)	Strike price (HKD) / Strike level per 10 units	Call price (HKD) / Call level per 10 units	Expiry date	No. of issue (units)	Listing date
68130	UBS AG	HSI R Bear CBBC Nov 2012 I	0.250	20,200 per 10,000 units	20,000 per 10,000 units	2012/11/29	300,000,000	2012/08/24
68129	UBS AG	HSI R Bear CBBC May 2013 H	0.250	20,350 per 10,000 units	20,150 per 10,000 units	2013/05/30	300,000,000	2012/08/24
68148	UBS AG	TCH R Bull CBBC Jan 2013 B	0.250	234 per 100 units	242 per 100 units	2013/01/14	100,000,000	2012/08/24
68147	UBS AG	TCH R Bear CBBC Apr 2013 A	0.480	298 per 100 units	290 per 100 units	2013/04/08	100,000,000	2012/08/24
68164	Credit Suisse AG	China Mobile R Bear CBBC Jan 2013 A	0.250	89 per 100 units	86 per 100 units	2013/01/28	50,000,000	2012/08/27
68165	Credit Suisse AG	China Mobile R Bear CBBC Jan 2013 B	0.250	92.80 per 100 units	89.80 per 100 units	2013/01/28	50,000,000	2012/08/27
68161	Credit Suisse AG	China Life R Bull CBBC Jan 2013 A	0.325	18.3	19.3	2013/01/28	50,000,000	2012/08/27
68162	Credit Suisse AG	China Life R Bull CBBC Jan 2013 B	0.250	19.3	20.3	2013/01/28	50,000,000	2012/08/27
68163	Credit Suisse AG	China Life R Bear CBBC Jan 2013 A	0.250	23.5	22.5	2013/01/28	50,000,000	2012/08/27
68160	Credit Suisse AG	HSI R Bull CBBC Jan 2013 T	0.250	19,916 per 10,000 units	20,116 per 10,000 units	2013/01/30	350,000,000	2012/08/27
68166	Credit Suisse AG	HSI R Bear CBBC Jan 2013 S	0.250	20,190 per 10,000 units	19,990 per 10,000 units	2013/01/30	350,000,000	2012/08/27
68154	HK Bank	A50 R Bull CBBC Apr 2013 C	0.250	9.18	9.38	2013/04/22	100,000,000	2012/08/27
68155	HK Bank	A50 R Bull CBBC Apr 2013 D	0.250	8.88	9.08	2013/04/29	100,000,000	2012/08/27
68168	SGA Societe Generale Acceptance N.V.	HSI R Bull CBBC Jan 13J	0.250	19,750 per 10,000 units	19,950 per 10,000 units	2013/01/30	300,000,000	2012/08/27
68167	SGA Societe Generale Acceptance N.V.	HSI R Bear CBBC Dec 12N	0.250	20,250 per 10,000 units	20,050 per 10,000 units	2012/12/28	300,000,000	2012/08/27
68181	UBS AG	A50 China R Bear CBBC Nov 2012 C	0.250	10.3	10	2012/11/26	100,000,000	2012/08/27
68156	UBS AG	HSI R Bull CBBC Apr 2013 F	0.250	19,850 per 10,000 units	20,050 per 10,000 units	2013/04/29	300,000,000	2012/08/27
68180	UBS AG	HSI R Bull CBBC Jun 2013 K	0.250	18,400 per 38,000 units	18,800 per 38,000 units	2013/06/27	300,000,000	2012/08/27
68169	UBS AG	HSI R Bull CBBC Sep 2013 B	0.250	18,900 per 38,000 units	19,300 per 38,000 units	2013/09/27	300,000,000	2012/08/27
68188	UBS AG	HSI R Bear CBBC Jan 2013 I	0.250	21,150 per 10,000 units	20,950 per 10,000 units	2013/01/30	300,000,000	2012/08/27
68189	BNP Paribas Arbit Issu B.V.	HSI R Bear CBBC Dec 2012 W	0.250	21,300 per 10,000 units	21,100 per 10,000 units	2012/12/28	200,000,000	2012/08/28
68190	BNP Paribas Arbit Issu B.V.	HSI R Bear CBBC Dec 2012 X	0.250	21,000 per 10,000 units	20,800 per 10,000 units	2012/12/28	200,000,000	2012/08/28
68191	BNP Paribas Arbit Issu B.V.	HSI R Bear CBBC Dec 2012 Y	0.250	20,800 per 10,000 units	20,600 per 10,000 units	2012/12/28	200,000,000	2012/08/28
68218	Credit Suisse AG	HSI R Bull CBBC Feb 2013 U	0.250	19,878 per 10,000 units	20,078 per 10,000 units	2013/02/27	350,000,000	2012/08/28
68222	Credit Suisse AG	HSI R Bear CBBC Feb 2013 M	0.250	20,300 per 10,000 units	20,100 per 10,000 units	2013/02/27	350,000,000	2012/08/28
68216	HK Bank	China Mobile R Bear CBBC Apr 2013 B	0.250	90.38 per 100 units	87.88 per 100 units	2013/04/15	50,000,000	2012/08/28
68211	HK Bank	CC Bank R Bull CBBC Mar 2013 D	0.250	4.88	5.18	2013/03/11	60,000,000	2012/08/28
68204	HK Bank	A50 R Bear CBBC Apr 2013 D	0.250	9.98	9.68	2013/04/15	50,000,000	2012/08/28
68210	HK Bank	HSI R Bull CBBC May 2013 D	0.250	19,328 per 20,000 units	19,628 per 20,000 units	2013/05/30	200,000,000	2012/08/28
68198	HK Bank	ICBC R Bear CBBC Apr 2013 A	0.250	5.33	5.08	2013/04/15	50,000,000	2012/08/28
68205	HK Bank	TCH R Bull CBBC Apr 2013 A	0.250	234.88 per 100 units	242.88 per 100 units	2013/04/10	50,000,000	2012/08/28
68208	HK Bank	TCH R Bear CBBC Feb 2013 B	0.480	284.88 per 100 units	286.88 per 100 units	2013/02/08	50,000,000	2012/08/28
68225	UBS AG	HSI R Bear CBBC Mar 2013 L	0.250	21,250 per 10,000 units	21,050 per 10,000 units	2013/03/27	300,000,000	2012/08/28
68229	UBS AG	HSI R Bear CBBC Apr 2013 G	0.250	21,000 per 10,000 units	20,800 per 10,000 units	2013/04/29	300,000,000	2012/08/28
68230	UBS AG	HSI R Bear CBBC Apr 2013 H	0.250	20,800 per 10,000 units	20,600 per 10,000 units	2013/04/29	300,000,000	2012/08/28
68232	UBS AG	HSI R Bear CBBC Jun 2013 B	0.250	20,600 per 10,000 units	20,400 per 10,000 units	2013/06/27	300,000,000	2012/08/28
68227	UBS AG	Sands China R Bull CBBC Apr 2013 A	0.640	21.88	23.88	2013/04/08	50,000,000	2012/08/28
68226	UBS AG	Sands China R Bear CBBC Mar 2013 A	0.570	33.88	31.88	2013/03/18	50,000,000	2012/08/28
68275	BNP Paribas Arbit Issu B.V.	HSI R Bull CBBC Dec 2012 L	0.250	19,700 per 10,000 units	19,900 per 10,000 units	2012/12/28	200,000,000	2012/08/29
68272	BNP Paribas Arbit Issu B.V.	HSI R Bear CBBC Dec 2012 Z	0.250	20,300 per 10,000 units	20,100 per 10,000 units	2012/12/28	200,000,000	2012/08/29
68248	Credit Suisse AG	HSI R Bull CBBC Feb 2013 V	0.250	19,850 per 10,000 units	20,050 per 10,000 units	2013/02/27	350,000,000	2012/08/29

Newly listed callable bull/bear contracts in 2012 (continued)

Code	Issuer	Name of issue	Issue prices (HK\$)	Strike price (HKD) / Strike level per 10 units	Call price (HKD) / Call level per 10 units	Expiry date	No. of issue (units)	Listing date
68251	Credit Suisse AG	HSI R Bull CBBC Feb 2013 W	0.250	18,800 per 10,000 units	19,000 per 10,000 units	2013/02/27	350,000,000	2012/08/29
68244	Credit Suisse AG	HSI R Bear CBBC Feb 2013 N	0.250	20,550 per 10,000 units	20,350 per 10,000 units	2013/02/27	350,000,000	2012/08/29
68287	Credit Suisse AG	HSI R Bear CBBC Feb 2013 P	0.250	20,088 per 10,000 units	19,888 per 10,000 units	2013/02/27	350,000,000	2012/08/29
68288	Credit Suisse AG	HSI R Bear CBBC Feb 2013 Q	0.250	20,100 per 12,000 units	19,900 per 12,000 units	2013/02/27	350,000,000	2012/08/29
68238	Credit Suisse AG	HSI R Bear CBBC Mar 2013 K	0.250	21,400 per 10,000 units	21,200 per 10,000 units	2013/03/27	350,000,000	2012/08/29
68239	Credit Suisse AG	HSI R Bear CBBC Mar 2013 L	0.250	21,650 per 10,000 units	21,450 per 10,000 units	2013/03/27	350,000,000	2012/08/29
68241	Credit Suisse AG	HSI R Bear CBBC Mar 2013 M	0.250	21,850 per 10,000 units	21,650 per 10,000 units	2013/03/27	350,000,000	2012/08/29
68242	Credit Suisse AG	HSI R Bear CBBC Apr 2013 C	0.250	21,550 per 10,000 units	21,350 per 10,000 units	2013/04/29	350,000,000	2012/08/29
68243	Credit Suisse AG	HSI R Bear CBBC Apr 2013 D	0.250	21,900 per 10,000 units	21,700 per 10,000 units	2013/04/29	350,000,000	2012/08/29
68293	Goldman Sachs SP (Asia)	HSI R Bear CBBC Nov 2012 K	0.252	20,138 per 10,000 units	19,938 per 10,000 units	2012/11/29	150,000,000	2012/08/29
68235	HK Bank	CNOOC R Bear CBBC Apr 2013 B	0.250	16.58	15.78	2013/04/22	50,000,000	2012/08/29
68290	Merrill Lynch Int'l & Co. C.V.	HSI R Bear CBBC Dec 2012 L	0.250	20,088 per 10,000 units	19,888 per 10,000 units	2012/12/28	60,000,000	2012/08/29
68292	Merrill Lynch Int'l & Co. C.V.	HSI R Bear CBBC Dec 2012 M	0.250	20,288 per 10,000 units	20,088 per 10,000 units	2012/12/28	60,000,000	2012/08/29
68252	SGA Societe Generale Acceptance N.V.	HSI R Bull CBBC Feb 13B	0.250	19,500 per 10,000 units	19,700 per 10,000 units	2013/02/27	300,000,000	2012/08/29
68269	SGA Societe Generale Acceptance N.V.	HSI R Bear CBBC Dec 12O	0.250	20,150 per 10,000 units	19,950 per 10,000 units	2012/12/28	300,000,000	2012/08/29
68285	UBS AG	HSCEI R Bull CBBC Apr 2013 A	0.250	8,800 per 10,000 units	9,000 per 10,000 units	2013/04/29	100,000,000	2012/08/29
68284	UBS AG	HSCEI R Bear CBBC Feb 2013 A	0.250	10,700 per 10,000 units	10,500 per 10,000 units	2013/02/27	100,000,000	2012/08/29
68283	UBS AG	HSI R Bull CBBC Jan 2013 L	0.250	19,700 per 10,000 units	19,900 per 10,000 units	2013/01/30	300,000,000	2012/08/29
68289	UBS AG	HSI R Bear CBBC Dec 2012 Y	0.250	20,100 per 10,000 units	19,900 per 10,000 units	2012/12/28	300,000,000	2012/08/29
68281	UBS AG	HSI R Bear CBBC Feb 2013 O	0.250	20,750 per 10,000 units	20,550 per 10,000 units	2013/02/27	300,000,000	2012/08/29
68277	UBS AG	HSI R Bear CBBC Mar 2013 M	0.250	21,100 per 10,000 units	20,900 per 10,000 units	2013/03/27	300,000,000	2012/08/29
68276	UBS AG	HSI R Bear CBBC Apr 2013 I	0.250	21,300 per 10,000 units	21,100 per 10,000 units	2013/04/29	300,000,000	2012/08/29
68305	BNP Paribas Arbit Issu B.V.	HSI R Bull CBBC Dec 2012 M	0.250	19,800 per 10,000 units	20,000 per 10,000 units	2012/12/28	200,000,000	2012/08/30
68306	Credit Suisse AG	HSI R Bull CBBC Jan 2013 U	0.250	19,932 per 10,000 units	20,132 per 10,000 units	2013/01/30	350,000,000	2012/08/30
68307	Credit Suisse AG	HSI R Bull CBBC Jan 2013 X	0.250	19,900 per 12,000 units	20,100 per 12,000 units	2013/01/30	350,000,000	2012/08/30
68303	Credit Suisse AG	HSI R Bull CBBC Feb 2013 X	0.250	19,700 per 10,000 units	19,900 per 10,000 units	2013/02/27	350,000,000	2012/08/30
68304	Credit Suisse AG	HSI R Bull CBBC Feb 2013 Y	0.250	19,800 per 10,000 units	20,000 per 10,000 units	2013/02/27	350,000,000	2012/08/30
68298	Credit Suisse AG	HSI R Bear CBBC Feb 2013 R	0.250	20,800 per 10,000 units	20,600 per 10,000 units	2013/02/27	350,000,000	2012/08/30
68299	Credit Suisse AG	HSI R Bear CBBC Feb 2013 S	0.250	20,250 per 10,000 units	20,050 per 10,000 units	2013/02/27	350,000,000	2012/08/30
68300	Credit Suisse AG	HSI R Bear CBBC Feb 2013 T	0.250	20,130 per 10,000 units	19,930 per 10,000 units	2013/02/27	350,000,000	2012/08/30
68296	HK Bank	Kunlun Energy R Bull CBBC Apr 2013 A	0.250	11.18	11.98	2013/04/08	40,000,000	2012/08/30
68294	HK Bank	Sands China R Bull CBBC Dec 2013 B	0.250	20.68 per 100 units	23.68 per 100 units	2013/12/18	50,000,000	2012/08/30
68309	UBS AG	HSI R Bull CBBC Jun 2013 L	0.250	19,900 per 10,000 units	20,100 per 10,000 units	2013/06/27	300,000,000	2012/08/30
68301	UBS AG	HSI R Bear CBBC Jan 2013 J	0.250	20,300 per 10,000 units	20,100 per 10,000 units	2013/01/30	300,000,000	2012/08/30
68302	UBS AG	HSI R Bear CBBC Feb 2013 P	0.250	20,150 per 10,000 units	19,950 per 10,000 units	2013/02/27	300,000,000	2012/08/30
68331	BNP Paribas Arbit Issu B.V.	A50 Ch R Bull CBBC Mar 2013 C	0.250	8.4	8.7	2013/03/27	200,000,000	2012/08/31
68317	Credit Suisse AG	HSI R Bull CBBC Feb 2013 L	0.250	19,750 per 10,000 units	19,950 per 10,000 units	2013/02/27	350,000,000	2012/08/31
68315	Credit Suisse AG	HSI R Bull CBBC Feb 2013 Z	0.250	19,890 per 10,000 units	20,090 per 10,000 units	2013/02/27	350,000,000	2012/08/31
62707	Credit Suisse AG	HSI R Bear CBBC Dec 2012 Y	0.250	20,081 per 10,000 units	19,881 per 10,000 units	2012/12/28	350,000,000	2012/08/31
68330	Goldman Sachs SP (Asia)	HSI R Bull CBBC Dec 2012 A	0.253	19,688 per 10,000 units	19,888 per 10,000 units	2012/12/28	150,000,000	2012/08/31
68327	Goldman Sachs SP (Asia)	HSI R Bear CBBC Dec 2012 A	0.252	20,238 per 10,000 units	20,038 per 10,000 units	2012/12/28	150,000,000	2012/08/31
68310	SGA Societe Generale Acceptance N.V.	HSI R Bull CBBC Dec 12O	0.250	19,700 per 10,000 units	19,900 per 10,000 units	2012/12/28	300,000,000	2012/08/31
68311	SGA Societe Generale Acceptance N.V.	HSI R Bull CBBC Dec 12Q	0.250	19,900 per 10,000 units	20,100 per 10,000 units	2012/12/28	300,000,000	2012/08/31

Newly listed callable bull/bear contracts in 2012 (continued)

Code	Issuer	Name of issue	Issue prices (HK\$)	Strike price (HKD) / Strike level per 10 units	Call price (HKD) / Call level per 10 units	Expiry date	No. of issue (units)	Listing date
68314	UBS AG	HSI R Bull CBBC Mar 2013 L	0.250	19,800 per 10,000 units	20,000 per 10,000 units	2013/03/27	300,000,000	2012/08/31
68335	UBS AG	HSI R Bull CBBC Apr 2013 G	0.250	19,650 per 10,000 units	19,850 per 10,000 units	2013/04/29	300,000,000	2012/08/31
66834 #	HK Bank	A50 R Bull CBBC Jan 2013 C	0.072	8.48	8.78	2013/01/21	150,000,000	2012/08/31
63063	BNP Paribas Arbit Issu B.V.	HSI R Bull CBBC Apr 2013 S	0.250	19,600 per 10,000 units	19,800 per 10,000 units	2013/04/29	200,000,000	2012/09/03
63021	Credit Suisse AG	HSI R Bull CBBC Jan 2013 Y	0.250	19,650 per 10,000 units	19,850 per 10,000 units	2013/01/30	350,000,000	2012/09/03
63067	Credit Suisse AG	HSI R Bear CBBC Dec 2012 Z	0.250	20,000 per 10,000 units	19,800 per 10,000 units	2012/12/28	350,000,000	2012/09/03
63069	Goldman Sachs SP (Asia)	HSI R Bull CBBC Dec 2012 B	0.255	19,588 per 10,000 units	19,788 per 10,000 units	2012/12/28	150,000,000	2012/09/03
63068	Goldman Sachs SP (Asia)	HSI R Bear CBBC Dec 2012 B	0.253	20,038 per 10,000 units	19,838 per 10,000 units	2012/12/28	150,000,000	2012/09/03
63046	SGA Societe Generale Acceptance N.V.	HSI R Bull CBBC Dec 12R	0.250	19,600 per 10,000 units	19,800 per 10,000 units	2012/12/28	300,000,000	2012/09/03
63057	SGA Societe Generale Acceptance N.V.	HSI R Bear CBBC Dec 12P	0.250	20,050 per 10,000 units	19,850 per 10,000 units	2012/12/28	300,000,000	2012/09/03
63060	UBS AG	China Life R Bear CBBC Mar 2013 B	0.250	22.88	21.88	2013/03/11	100,000,000	2012/09/03
63059	UBS AG	A50 China R Bear CBBC Feb 2013 B	0.250	10.05	9.75	2013/02/04	100,000,000	2012/09/03
63061	UBS AG	Galaxy Ent R Bear CBBC Feb 2013 C	0.340	25.88	24.88	2013/02/25	50,000,000	2012/09/03
63058	UBS AG	HSI R Bull CBBC Jun 2013 M	0.250	19,600 per 10,000 units	19,800 per 10,000 units	2013/06/27	300,000,000	2012/09/03
63064	UBS AG	HSI R Bear CBBC Feb 2013 Q	0.250	20,000 per 10,000 units	19,800 per 10,000 units	2013/02/27	300,000,000	2012/09/03
63101	BNP Paribas Arbit Issu B.V.	HSI R Bear CBBC Dec 2012 D	0.250	20,200 per 10,000 units	20,000 per 10,000 units	2012/12/28	200,000,000	2012/09/04
63104	BNP Paribas Arbit Issu B.V.	HSI R Bear CBBC Dec 2012 E	0.250	20,100 per 10,000 units	19,900 per 10,000 units	2012/12/28	200,000,000	2012/09/04
63085	Credit Suisse AG	HSI R Bull CBBC Jan 2013 G	0.250	19,598 per 10,000 units	19,798 per 10,000 units	2013/01/30	350,000,000	2012/09/04
63086	Credit Suisse AG	HSI R Bear CBBC Jan 2013 T	0.250	19,967 per 10,000 units	19,767 per 10,000 units	2013/01/30	350,000,000	2012/09/04
63087	Credit Suisse AG	HSI R Bear CBBC Jan 2013 U	0.250	19,990 per 12,000 units	19,790 per 12,000 units	2013/01/30	350,000,000	2012/09/04
63078	HK Bank	China Life R Bear CBBC Mar 2013 A	0.250	22.88	21.88	2013/03/11	50,000,000	2012/09/04
63081	HK Bank	A50 R Bull CBBC Apr 2013 E	0.250	8.58	8.88	2013/04/18	100,000,000	2012/09/04
63080	HK Bank	A50 R Bear CBBC Apr 2013 E	0.250	9.78	9.48	2013/04/22	50,000,000	2012/09/04
63071	Merrill Lynch Int'l & Co. C.V.	HSI R Bull CBBC Dec 2012 L	0.250	19,228 per 10,000 units	19,428 per 10,000 units	2012/12/28	60,000,000	2012/09/04
63072	Merrill Lynch Int'l & Co. C.V.	HSI R Bull CBBC Dec 2012 M	0.250	19,428 per 10,000 units	19,628 per 10,000 units	2012/12/28	60,000,000	2012/09/04
63070	Merrill Lynch Int'l & Co. C.V.	HSI R Bull CBBC Jan 2013 A	0.250	19,028 per 10,000 units	19,228 per 10,000 units	2013/01/30	60,000,000	2012/09/04
63073	Merrill Lynch Int'l & Co. C.V.	HSI R Bear CBBC Dec 2012 N	0.250	20,588 per 10,000 units	20,388 per 10,000 units	2012/12/28	60,000,000	2012/09/04
63074	Merrill Lynch Int'l & Co. C.V.	HSI R Bear CBBC Dec 2012 O	0.250	20,388 per 10,000 units	20,188 per 10,000 units	2012/12/28	60,000,000	2012/09/04
63090	UBS AG	A50 China R Bull CBBC Feb 2013 B	0.250	8.45	8.75	2013/02/18	100,000,000	2012/09/04
63091	UBS AG	A50 China R Bull CBBC Mar 2013 B	0.250	7.95	8.25	2013/03/25	100,000,000	2012/09/04
63089	UBS AG	HSCEI R Bear CBBC Jan 2013 A	0.250	10,200 per 10,000 units	10,000 per 10,000 units	2013/01/30	100,000,000	2012/09/04
63084	UBS AG	HSI R Bull CBBC Dec 2012 X	0.250	19,550 per 10,000 units	19,750 per 10,000 units	2012/12/28	300,000,000	2012/09/04
63105	UBS AG	HSI R Bull CBBC Aug 2013 A	0.250	19,300 per 12,000 units	19,500 per 12,000 units	2013/08/29	300,000,000	2012/09/04
63092	UBS AG	HSI R Bear CBBC Apr 2013 J	0.250	20,050 per 10,000 units	19,850 per 10,000 units	2013/04/29	300,000,000	2012/09/04
63106	Credit Suisse AG	HSI R Bull CBBC Jan 2013 Z	0.250	19,550 per 10,000 units	19,750 per 10,000 units	2013/01/30	350,000,000	2012/09/05
63107	Credit Suisse AG	HSI R Bear CBBC Jan 2013 V	0.250	20,050 per 10,000 units	19,850 per 10,000 units	2013/01/30	350,000,000	2012/09/05
63124	Citigroup Global Mkt H Inc.	HSI R Bull CBBC Mar 2013 A	0.250	19,200 per 10,000 units	19,400 per 10,000 units	2013/03/27	150,000,000	2012/09/05
63122	Citigroup Global Mkt H Inc.	HSI R Bear CBBC Jan 2013 A	0.250	20,200 per 10,000 units	20,000 per 10,000 units	2013/01/30	150,000,000	2012/09/05
63123	Citigroup Global Mkt H Inc.	HSI R Bear CBBC Jan 2013 B	0.250	20,400 per 10,000 units	20,200 per 10,000 units	2013/01/30	150,000,000	2012/09/05
63108	HK Bank	Galaxy Ent R Bull CBBC Dec 2013 B	0.250	17.80 per 100 units	18.80 per 100 units	2013/12/16	40,000,000	2012/09/05

Newly listed callable bull/bear contracts in 2012 (continued)

Code	Issuer	Name of issue	Issue prices (HK\$)	Strike price (HKD) / Strike level per 10 units	Call price (HKD) / Call level per 10 units	Expiry date	No. of issue (units)	Listing date
63116	HK Bank	Galaxy Ent R Bear CBBC Dec 2013 B	0.250	25.68 per 100 units	24.68 per 100 units	2013/12/16	40,000,000	2012/09/05
63125	J P Morgan SP BV	HSI R Bear CBBC May 2013 C	0.250	20,500 per 10,000 units	20,300 per 10,000 units	2013/05/30	300,000,000	2012/09/05
63138	J P Morgan SP BV	HSI R Bear CBBC May 2013 D	0.250	20,200 per 10,000 units	20,000 per 10,000 units	2013/05/30	300,000,000	2012/09/05
63118	SGA Societe Generale Acceptance N.V.	HSI R Bull CBBC Jan 13K	0.250	19,550 per 10,000 units	19,750 per 10,000 units	2013/01/30	300,000,000	2012/09/05
63119	SGA Societe Generale Acceptance N.V.	HSI R Bear CBBC Dec 12Q	0.250	20,100 per 10,000 units	19,900 per 10,000 units	2012/12/28	300,000,000	2012/09/05
63121	UBS AG	HSI R Bull CBBC Oct 2013 A	0.250	19,200 per 12,000 units	19,400 per 12,000 units	2013/10/30	300,000,000	2012/09/05
63120	UBS AG	HSI R Bear CBBC Mar 2013 N	0.250	20,250 per 10,000 units	20,050 per 10,000 units	2013/03/27	300,000,000	2012/09/05
63149	BNP Paribas Arbit Issu B.V.	HSI R Bull CBBC Apr 2013 G	0.250	19,400 per 10,000 units	19,600 per 10,000 units	2013/04/29	200,000,000	2012/09/06
63170	BNP Paribas Arbit Issu B.V.	HSI R Bear CBBC Dec 2012 F	0.250	19,900 per 10,000 units	19,700 per 10,000 units	2012/12/28	200,000,000	2012/09/06
63171	BNP Paribas Arbit Issu B.V.	HSI R Bear CBBC Dec 2012 G	0.250	20,000 per 10,000 units	19,800 per 10,000 units	2012/12/28	200,000,000	2012/09/06
63157	Credit Suisse AG	HSI R Bull CBBC Feb 2013 M	0.250	19,500 per 10,000 units	19,700 per 10,000 units	2013/02/27	350,000,000	2012/09/06
63158	Credit Suisse AG	HSI R Bull CBBC Feb 2013 N	0.250	19,350 per 10,000 units	19,550 per 10,000 units	2013/02/27	350,000,000	2012/09/06
63164	Credit Suisse AG	HSI R Bear CBBC Dec 2012 I	0.250	19,750 per 12,000 units	19,550 per 12,000 units	2012/12/28	350,000,000	2012/09/06
63165	Credit Suisse AG	HSI R Bear CBBC Dec 2012 M	0.250	19,726 per 10,000 units	19,526 per 10,000 units	2012/12/28	350,000,000	2012/09/06
63166	Credit Suisse AG	HSI R Bear CBBC Dec 2012 N	0.250	19,900 per 10,000 units	19,700 per 10,000 units	2012/12/28	350,000,000	2012/09/06
63156	Bank of East Asia	CUni R Bull CBBC Feb 2013 A	0.250	10.762	11.762	2013/02/26	60,000,000	2012/09/06
63181	Goldman Sachs SP (Asia)	HSI R Bull CBBC Dec 2012 C	0.264	18,788 per 10,000 units	18,988 per 10,000 units	2012/12/28	150,000,000	2012/09/06
63182	Goldman Sachs SP (Asia)	HSI R Bear CBBC Dec 2012 C	0.253	19,788 per 10,000 units	19,588 per 10,000 units	2012/12/28	150,000,000	2012/09/06
63184	Goldman Sachs SP (Asia)	HSI R Bear CBBC Dec 2012 D	0.267	19,888 per 10,000 units	19,688 per 10,000 units	2012/12/28	150,000,000	2012/09/06
63185	Goldman Sachs SP (Asia)	HSI R Bear CBBC Dec 2012 E	0.279	19,988 per 10,000 units	19,788 per 10,000 units	2012/12/28	150,000,000	2012/09/06
63186	Goldman Sachs SP (Asia)	HSI R Bear CBBC Dec 2012 F	0.317	20,688 per 10,000 units	20,488 per 10,000 units	2012/12/28	150,000,000	2012/09/06
63147	HK Bank	CNBM R Bear CBBC Mar 2013 A	0.250	9.68	8.88	2013/03/18	50,000,000	2012/09/06
63140	HK Bank	HSCEI R Bear CBBC Mar 2013 A	0.250	10,288 per 10,000 units	10,088 per 10,000 units	2013/03/27	68,000,000	2012/09/06
63148	HK Bank	HSI R Bear CBBC Mar 2013 C	0.250	20,288 per 15,000 units	20,088 per 15,000 units	2013/03/27	100,000,000	2012/09/06
63144	HK Bank	ICBC R Bear CBBC Apr 2013 B	0.250	4.93	4.68	2013/04/22	50,000,000	2012/09/06
63152	SGA Societe Generale Acceptance N.V.	HSI R Bull CBBC Dec 12Z	0.250	19,450 per 10,000 units	19,650 per 10,000 units	2012/12/28	300,000,000	2012/09/06
63154	SGA Societe Generale Acceptance N.V.	HSI R Bull CBBC Jan 13L	0.250	19,350 per 10,000 units	19,550 per 10,000 units	2013/01/30	300,000,000	2012/09/06
63155	SGA Societe Generale Acceptance N.V.	HSI R Bull CBBC Jan 13M	0.250	19,100 per 10,000 units	19,300 per 10,000 units	2013/01/30	300,000,000	2012/09/06
63179	SGA Societe Generale Acceptance N.V.	HSI R Bull CBBC Jan 13N	0.250	18,650 per 10,000 units	18,850 per 10,000 units	2013/01/30	300,000,000	2012/09/06
63180	SGA Societe Generale Acceptance N.V.	HSI R Bull CBBC Jan 13O	0.250	18,550 per 10,000 units	18,750 per 10,000 units	2013/01/30	300,000,000	2012/09/06
63168	SGA Societe Generale Acceptance N.V.	HSI R Bear CBBC Dec 12R	0.250	19,750 per 10,000 units	19,550 per 10,000 units	2012/12/28	300,000,000	2012/09/06
63169	SGA Societe Generale Acceptance N.V.	HSI R Bear CBBC Jan 13A	0.250	19,900 per 10,000 units	19,700 per 10,000 units	2013/01/30	300,000,000	2012/09/06
63177	UBS AG	Sinopec Corp R Bear CBBC Apr 2013 A	0.250	8.8	8.5	2013/04/15	100,000,000	2012/09/06
63160	UBS AG	HSI R Bull CBBC Feb 2013 M	0.250	19,500 per 10,000 units	19,700 per 10,000 units	2013/02/27	300,000,000	2012/09/06
63159	UBS AG	HSI R Bull CBBC Jun 2013 N	0.250	19,350 per 10,000 units	19,550 per 10,000 units	2013/06/27	300,000,000	2012/09/06
63172	UBS AG	HSI R Bear CBBC Dec 2012 Z	0.250	19,900 per 10,000 units	19,700 per 10,000 units	2012/12/28	300,000,000	2012/09/06
63174	UBS AG	HSI R Bear CBBC Feb 2013 R	0.250	19,750 per 10,000 units	19,550 per 10,000 units	2013/02/27	300,000,000	2012/09/06
63178	UBS AG	Hutchison R Bear CBBC Mar 2013 B	0.250	73 per 100 units	70 per 100 units	2013/03/25	100,000,000	2012/09/06
63175	UBS AG	ICBC R Bear CBBC Feb 2013 B	0.250	4.8	4.5	2013/02/18	100,000,000	2012/09/06
63176	UBS AG	TCH R Bear CBBC Apr 2013 B	0.250	258 per 100 units	250 per 100 units	2013/04/22	100,000,000	2012/09/06
63193	BNP Paribas Arbit Issu B.V.	HSI R Bull CBBC Apr 2013 Q	0.250	19,300 per 10,000 units	19,500 per 10,000 units	2013/04/29	200,000,000	2012/09/07
63208	BNP Paribas Arbit Issu B.V.	HSI R Bear CBBC Dec 2012 H	0.250	19,800 per 10,000 units	19,600 per 10,000 units	2012/12/28	200,000,000	2012/09/07
63195	Credit Suisse AG	HSI R Bull CBBC Jan 2013 I	0.250	19,300 per 10,000 units	19,500 per 10,000 units	2013/01/30	350,000,000	2012/09/07

Newly listed callable bull/bear contracts in 2012 (continued)

Code	Issuer	Name of issue	Issue prices (HK\$)	Strike price (HKD) / Strike level per 10 units	Call price (HKD) / Call level per 10 units	Expiry date	No. of issue (units)	Listing date
63203	Credit Suisse AG	HSI R Bear CBBC Jan 2013 W	0.250	19,850 per 10,000 units	19,650 per 10,000 units	2013/01/30	350,000,000	2012/09/07
63209	Credit Suisse AG	HSI R Bear CBBC Jan 2013 X	0.250	19,683 per 10,000 units	19,483 per 10,000 units	2013/01/30	350,000,000	2012/09/07
63210	Credit Suisse AG	HSI R Bear CBBC Jan 2013 Y	0.250	19,700 per 12,000 units	19,500 per 12,000 units	2013/01/30	350,000,000	2012/09/07
63187	Merrill Lynch Int'l & Co. C.V.	HSI R Bear CBBC Jan 2013 A	0.250	19,888 per 10,000 units	19,688 per 10,000 units	2013/01/30	60,000,000	2012/09/07
63189	Merrill Lynch Int'l & Co. C.V.	HSI R Bear CBBC Jan 2013 B	0.250	19,988 per 10,000 units	19,788 per 10,000 units	2013/01/30	60,000,000	2012/09/07
63192	Merrill Lynch Int'l & Co. C.V.	HSI R Bear CBBC Jan 2013 C	0.250	20,188 per 10,000 units	19,988 per 10,000 units	2013/01/30	60,000,000	2012/09/07
63196	SGA Societe Generale Acceptance N.V.	HSI R Bull CBBC Jan 13P	0.250	18,250 per 10,000 units	18,450 per 10,000 units	2013/01/30	300,000,000	2012/09/07
63197	SGA Societe Generale Acceptance N.V.	HSI R Bull CBBC Jan 13Q	0.250	18,450 per 10,000 units	18,650 per 10,000 units	2013/01/30	300,000,000	2012/09/07
63200	SGA Societe Generale Acceptance N.V.	HSI R Bull CBBC Jan 13R	0.250	18,800 per 10,000 units	19,000 per 10,000 units	2013/01/30	300,000,000	2012/09/07
63201	SGA Societe Generale Acceptance N.V.	HSI R Bull CBBC Feb 13C	0.250	18,150 per 10,000 units	18,350 per 10,000 units	2013/02/27	300,000,000	2012/09/07
63202	SGA Societe Generale Acceptance N.V.	HSI R Bull CBBC Feb 13D	0.250	18,350 per 10,000 units	18,550 per 10,000 units	2013/02/27	300,000,000	2012/09/07
63204	UBS AG	HSI R Bull CBBC Feb 2013 N	0.250	19,300 per 10,000 units	19,500 per 10,000 units	2013/02/27	300,000,000	2012/09/07
63211	UBS AG	HSI R Bear CBBC Dec 2012 G	0.250	19,700 per 10,000 units	19,500 per 10,000 units	2012/12/28	300,000,000	2012/09/07
63212	UBS AG	HSI R Bear CBBC Apr 2013 K	0.250	19,850 per 10,000 units	19,650 per 10,000 units	2013/04/29	300,000,000	2012/09/07
63218	BNP Paribas Arbit Issu B.V.	HSI R Bull CBBC Apr 2013 R	0.250	19,200 per 10,000 units	19,400 per 10,000 units	2013/04/29	200,000,000	2012/09/10
63217	Credit Suisse AG	HSI R Bull CBBC Jan 2013 K	0.250	19,250 per 10,000 units	19,450 per 10,000 units	2013/01/30	350,000,000	2012/09/10
63227	Credit Suisse AG	HSI R Bull CBBC Jan 2013 L	0.250	19,380 per 10,000 units	19,580 per 10,000 units	2013/01/30	350,000,000	2012/09/10
63216	Credit Suisse AG	HSI R Bear CBBC Dec 2012 O	0.250	19,800 per 10,000 units	19,600 per 10,000 units	2012/12/28	350,000,000	2012/09/10
63245	Goldman Sachs SP (Asia)	HSI R Bull CBBC Dec 2012 D	0.250	19,288 per 10,000 units	19,488 per 10,000 units	2012/12/28	150,000,000	2012/09/10
63213	HK Bank	HKEx R Bear CBBC Mar 2013 B	0.250	114.88 per 100 units	108.88 per 100 units	2013/03/20	50,000,000	2012/09/10
63215	HK Bank	HSI R Bear CBBC Apr 2013 E	0.250	20,328 per 20,000 units	20,028 per 20,000 units	2013/04/29	200,000,000	2012/09/10
63214	HK Bank	ICBC R Bull CBBC May 2013 A	0.250	3.83	4.08	2013/05/08	60,000,000	2012/09/10
63237	SGA Societe Generale Acceptance N.V.	HSI R Bull CBBC Jan 13S	0.250	19,250 per 10,000 units	19,450 per 10,000 units	2013/01/30	300,000,000	2012/09/10
63231	SGA Societe Generale Acceptance N.V.	HSI R Bear CBBC Jan 13B	0.250	19,800 per 10,000 units	19,600 per 10,000 units	2013/01/30	300,000,000	2012/09/10
63234	SGA Societe Generale Acceptance N.V.	HSI R Bear CBBC Jan 13C	0.250	19,950 per 10,000 units	19,750 per 10,000 units	2013/01/30	300,000,000	2012/09/10
63244	UBS AG	AIA R Bull CBBC May 2013 A	0.550	20.88	21.88	2013/05/27	100,000,000	2012/09/10
63243	UBS AG	HSI R Bull CBBC May 2013 K	0.250	19,250 per 10,000 units	19,450 per 10,000 units	2013/05/30	300,000,000	2012/09/10
63224	UBS AG	HSI R Bear CBBC Jan 2013 K	0.250	19,800 per 10,000 units	19,600 per 10,000 units	2013/01/30	300,000,000	2012/09/10
66676 *	HK Bank	A50 R Bull CBBC Mar 2013 A	0.093	8.18	8.48	2013/03/04	150,000,000	2012/09/10
63757 *	HK Bank	HSI R Bull CBBC Mar 2013 G	0.054	18,328 per 20,000 units	18,628 per 20,000 units	2013/03/27	200,000,000	2012/09/10
63264	Credit Suisse AG	A50 China R Bull CBBC Jan 2013 C	0.250	7.5	7.8	2013/01/28	70,000,000	2012/09/11
63265	Credit Suisse AG	A50 China R Bear CBBC Jan 2013 B	0.250	10.18	9.88	2013/01/28	70,000,000	2012/09/11
63268	Credit Suisse AG	A50 China R Bear CBBC Jan 2013 C	0.250	9.68	9.38	2013/01/28	70,000,000	2012/09/11
63248	Credit Suisse AG	HSI R Bull CBBC Feb 2013 O	0.250	19,200 per 10,000 units	19,400 per 10,000 units	2013/02/27	350,000,000	2012/09/11
63249	Credit Suisse AG	HSI R Bear CBBC Feb 2013 U	0.250	19,760 per 10,000 units	19,560 per 10,000 units	2013/02/27	350,000,000	2012/09/11
63283	Goldman Sachs SP (Asia)	HSI R Bull CBBC Dec 2012 E	0.251	19,188 per 10,000 units	19,388 per 10,000 units	2012/12/28	150,000,000	2012/09/11
63280	Goldman Sachs SP (Asia)	HSI R Bear CBBC Dec 2012 G	0.255	19,688 per 10,000 units	19,488 per 10,000 units	2012/12/28	150,000,000	2012/09/11
63246	HK Bank	HSI R Bull CBBC Mar 2013 H	0.250	19,188 per 15,000 units	19,388 per 15,000 units	2013/03/27	100,000,000	2012/09/11
63250	SGA Societe Generale Acceptance N.V.	HSI R Bull CBBC Jan13T	0.250	18,050 per 10,000 units	18,250 per 10,000 units	2013/01/30	300,000,000	2012/09/11
63254	SGA Societe Generale Acceptance N.V.	HSI R Bull CBBC Jan13U	0.250	19,200 per 10,000 units	19,400 per 10,000 units	2013/01/30	300,000,000	2012/09/11
63256	SGA Societe Generale Acceptance N.V.	HSI R Bull CBBC Feb13E	0.250	17,950 per 10,000 units	18,150 per 10,000 units	2013/02/27	300,000,000	2012/09/11

Newly listed callable bull/bear contracts in 2012 (continued)

Code	Issuer	Name of issue	Issue prices (HK\$)	Strike price (HKD) / Strike level per 10 units	Call price (HKD) / Call level per 10 units	Expiry date	No. of issue (units)	Listing date
63257	SGA Societe Generale Acceptance N.V.	HSI R Bear CBBC Jan13D	0.250	19,700 per 10,000 units	19,500 per 10,000 units	2013/01/30	300,000,000	2012/09/11
63272	UBS AG	Evergrande R Bull CBBC Jul 2013 A	0.250	1.98	2.38	2013/07/08	50,000,000	2012/09/11
63273	UBS AG	HSI R Bull CBBC Aug 2013 B	0.250	19,100 per 12,000 units	19,300 per 12,000 units	2013/08/29	300,000,000	2012/09/11
63278	UBS AG	HSI R Bear CBBC Apr 2013 L	0.250	19,650 per 10,000 units	19,450 per 10,000 units	2013/04/29	300,000,000	2012/09/11
63277	UBS AG	HSI R Bear CBBC Jun 2013 C	0.250	19,950 per 10,000 units	19,750 per 10,000 units	2013/06/27	300,000,000	2012/09/11
63308	BNP Paribas Arbit Issu B.V.	HSI R Bull CBBC Apr 2013 M	0.250	19,100 per 10,000 units	19,300 per 10,000 units	2013/04/29	200,000,000	2012/09/12
63307	BNP Paribas Arbit Issu B.V.	HSI R Bull CBBC Apr 2013 X	0.250	19,000 per 10,000 units	19,200 per 10,000 units	2013/04/29	200,000,000	2012/09/12
63354	BNP Paribas Arbit Issu B.V.	HSI R Bear CBBC Dec 2012 B	0.250	19,600 per 10,000 units	19,400 per 10,000 units	2012/12/28	200,000,000	2012/09/12
63355	BNP Paribas Arbit Issu B.V.	HSI R Bear CBBC Dec 2012 C	0.250	19,500 per 10,000 units	19,300 per 10,000 units	2012/12/28	200,000,000	2012/09/12
63309	BNP Paribas Arbit Issu B.V.	HSI R Bear CBBC Dec 2012 I	0.250	19,700 per 10,000 units	19,500 per 10,000 units	2012/12/28	200,000,000	2012/09/12
63306	Credit Suisse AG	HSI R Bull CBBC Jan 2013 F	0.250	19,000 per 10,000 units	19,200 per 10,000 units	2013/01/30	350,000,000	2012/09/12
63305	Credit Suisse AG	HSI R Bull CBBC Jan 2013 M	0.250	19,150 per 10,000 units	19,350 per 10,000 units	2013/01/30	350,000,000	2012/09/12
63329	Credit Suisse AG	HSI R Bear CBBC Jan 2013 A	0.250	19,500 per 10,000 units	19,300 per 10,000 units	2013/01/30	350,000,000	2012/09/12
63345	Credit Suisse AG	HSI R Bear CBBC Jan 2013 B	0.250	19,346 per 10,000 units	19,146 per 10,000 units	2013/01/30	350,000,000	2012/09/12
63346	Credit Suisse AG	HSI R Bear CBBC Jan 2013 C	0.250	19,370 per 12,000 units	19,170 per 12,000 units	2013/01/30	350,000,000	2012/09/12
63328	Credit Suisse AG	HSI R Bear CBBC Jan 2013 Z	0.250	19,650 per 10,000 units	19,450 per 10,000 units	2013/01/30	350,000,000	2012/09/12
63330	Citigroup Global Mkt H Inc.	HSI R Bear CBBC Jan 2013 C	0.250	19,600 per 10,000 units	19,400 per 10,000 units	2013/01/30	150,000,000	2012/09/12
63331	Citigroup Global Mkt H Inc.	HSI R Bear CBBC Jan 2013 D	0.250	19,800 per 10,000 units	19,600 per 10,000 units	2013/01/30	150,000,000	2012/09/12
63332	Citigroup Global Mkt H Inc.	HSI R Bear CBBC Jan 2013 E	0.250	20,000 per 10,000 units	19,800 per 10,000 units	2013/01/30	150,000,000	2012/09/12
63333	Daiwa Capital Mkt	HSI R Bull CBBC May 2013 A	0.250	18,500 per 10,000 units	18,700 per 10,000 units	2013/05/30	158,000,000	2012/09/12
63334	Daiwa Capital Mkt	HSI R Bull CBBC May 2013 B	0.250	17,600 per 10,000 units	17,800 per 10,000 units	2013/05/30	158,000,000	2012/09/12
63339	Daiwa Capital Mkt	HSI R Bear CBBC Mar 2013 C	0.250	19,700 per 10,000 units	19,500 per 10,000 units	2013/03/27	158,000,000	2012/09/12
63344	Daiwa Capital Mkt	HSI R Bear CBBC May 2013 A	0.250	20,100 per 10,000 units	19,900 per 10,000 units	2013/05/30	158,000,000	2012/09/12
63351	Goldman Sachs SP (Asia)	HSI R Bear CBBC Dec 2012 H	0.266	19,588 per 10,000 units	19,388 per 10,000 units	2012/12/28	150,000,000	2012/09/12
63352	Goldman Sachs SP (Asia)	HSI R Bear CBBC Dec 2012 I	0.257	19,488 per 10,000 units	19,288 per 10,000 units	2012/12/28	150,000,000	2012/09/12
63353	Goldman Sachs SP (Asia)	HSI R Bear CBBC Dec 2012 J	0.253	19,388 per 10,000 units	19,188 per 10,000 units	2012/12/28	150,000,000	2012/09/12
63295	HK Bank	Minsheng Bank R Bull CBBC Sep 2013 A	0.250	4.58	5.08	2013/09/18	40,000,000	2012/09/12
63294	HK Bank	Evergrande R Bull CBBC Dec 2013 A	0.250	1.78	2.18	2013/12/18	50,000,000	2012/09/12
63296	HK Bank	Evergrande R Bull CBBC Dec 2013 B	0.250	2.28	2.68	2013/12/20	50,000,000	2012/09/12
63297	HK Bank	A50 R Bull CBBC Mar 2013 E	0.480	8.38	8.68	2013/03/15	100,000,000	2012/09/12
63298	HK Bank	HSI R Bear CBBC Mar 2013 D	0.250	20,188 per 15,000 units	19,888 per 15,000 units	2013/03/27	100,000,000	2012/09/12
63373	J P Morgan SP BV	HSI R Bear CBBC May 2013 E	0.250	20,300 per 10,000 units	20,100 per 10,000 units	2013/05/30	300,000,000	2012/09/12
63374	J P Morgan SP BV	HSI R Bear CBBC May 2013 F	0.250	19,400 per 10,000 units	19,200 per 10,000 units	2013/05/30	300,000,000	2012/09/12
63375	J P Morgan SP BV	HSI R Bear CBBC May 2013 G	0.250	19,700 per 10,000 units	19,500 per 10,000 units	2013/05/30	300,000,000	2012/09/12
63376	J P Morgan SP BV	HSI R Bear CBBC May 2013 H	0.250	19,825 per 10,000 units	19,625 per 10,000 units	2013/05/30	300,000,000	2012/09/12
63379	J P Morgan SP BV	HSI R Bear CBBC May 2013 I	0.250	20,000 per 10,000 units	19,800 per 10,000 units	2013/05/30	300,000,000	2012/09/12
63300	Merrill Lynch Int'l & Co. C.V.	HSI R Bull CBBC Jan 2013 B	0.250	18,828 per 10,000 units	19,028 per 10,000 units	2013/01/30	60,000,000	2012/09/12
63301	Merrill Lynch Int'l & Co. C.V.	HSI R Bull CBBC Jan 2013 C	0.250	18,628 per 10,000 units	18,828 per 10,000 units	2013/01/30	60,000,000	2012/09/12
63287	Merrill Lynch Int'l & Co. C.V.	HSI R Bear CBBC Jan 2013 D	0.250	19,788 per 10,000 units	19,588 per 10,000 units	2013/01/30	60,000,000	2012/09/12
63299	Merrill Lynch Int'l & Co. C.V.	HSI R Bear CBBC Jan 2013 E	0.250	19,688 per 10,000 units	19,488 per 10,000 units	2013/01/30	60,000,000	2012/09/12
63311	SGA Societe Generale Acceptance N.V.	HSI R Bull CBBC Jan 13V	0.250	19,050 per 10,000 units	19,250 per 10,000 units	2013/01/30	300,000,000	2012/09/12
63312	SGA Societe Generale Acceptance N.V.	HSI R Bull CBBC Jan 13W	0.250	18,700 per 10,000 units	18,900 per 10,000 units	2013/01/30	300,000,000	2012/09/12
63313	SGA Societe Generale Acceptance N.V.	HSI R Bull CBBC Feb 13F	0.255	17,800 per 10,000 units	18,000 per 10,000 units	2013/02/27	300,000,000	2012/09/12

Newly listed callable bull/bear contracts in 2012 (continued)

Code	Issuer	Name of issue	Issue prices (HK\$)	Strike price (HKD) / Strike level per 10 units	Call price (HKD) / Call level per 10 units	Expiry date	No. of issue (units)	Listing date
63314	SGA Societe Generale Acceptance N.V.	HSI R Bull CBBC Feb 13G	0.285	17,700 per 10,000 units	17,900 per 10,000 units	2013/02/27	300,000,000	2012/09/12
63302	UBS AG	HSCEI R Bear CBBC Dec 2012 C	0.250	9,700 per 10,000 units	9,500 per 10,000 units	2012/12/28	100,000,000	2012/09/12
63304	UBS AG	HSI R Bull CBBC Dec 2012 C	0.250	19,200 per 10,000 units	19,400 per 10,000 units	2012/12/28	300,000,000	2012/09/12
63372	UBS AG	HSI R Bull CBBC Mar 2013 M	0.250	18,550 per 10,000 units	18,750 per 10,000 units	2013/03/27	300,000,000	2012/09/12
63303	UBS AG	HSI R Bull CBBC Apr 2013 H	0.250	19,050 per 10,000 units	19,250 per 10,000 units	2013/04/29	300,000,000	2012/09/12
63371	UBS AG	HSI R Bull CBBC Jun 2013 O	0.250	18,800 per 12,000 units	19,000 per 12,000 units	2013/06/27	300,000,000	2012/09/12
63370	UBS AG	HSI R Bear CBBC Dec 2012 H	0.250	19,500 per 10,000 units	19,300 per 10,000 units	2012/12/28	300,000,000	2012/09/12
63356	UBS AG	HSI R Bear CBBC May 2013 I	0.250	19,350 per 10,000 units	19,150 per 10,000 units	2013/05/30	300,000,000	2012/09/12
63412	BNP Paribas Arbit Issu B.V.	HSI R Bull CBBC Apr 2013 N	0.250	18,900 per 10,000 units	19,100 per 10,000 units	2013/04/29	200,000,000	2012/09/13
63419	Credit Suisse AG	HSI R Bull CBBC Feb 2013 P	0.250	18,945 per 10,000 units	19,145 per 10,000 units	2013/02/27	350,000,000	2012/09/13
63420	Credit Suisse AG	HSI R Bear CBBC Feb 2013 V	0.250	19,600 per 10,000 units	19,400 per 10,000 units	2013/02/27	350,000,000	2012/09/13
63421	Credit Suisse AG	HSI R Bear CBBC Feb 2013 W	0.250	19,450 per 10,000 units	19,250 per 10,000 units	2013/02/27	350,000,000	2012/09/13
63440	Credit Suisse AG	HSI R Bear CBBC Feb 2013 X	0.250	19,311 per 10,000 units	19,111 per 10,000 units	2013/02/27	350,000,000	2012/09/13
63441	Credit Suisse AG	HSI R Bear CBBC Feb 2013 Y	0.250	19,340 per 12,000 units	19,140 per 12,000 units	2013/02/27	350,000,000	2012/09/13
63413	Credit Suisse AG	TCH R Bull CBBC Feb 2013 A	0.425	193 per 100 units	201 per 100 units	2013/02/25	50,000,000	2012/09/13
63414	Credit Suisse AG	TCH R Bull CBBC Feb 2013 B	0.250	225 per 100 units	233 per 100 units	2013/02/25	50,000,000	2012/09/13
63415	Credit Suisse AG	TCH R Bear CBBC Feb 2013 A	0.250	246 per 100 units	238 per 100 units	2013/02/25	50,000,000	2012/09/13
63417	Credit Suisse AG	TCH R Bear CBBC Feb 2013 B	0.250	251 per 100 units	243 per 100 units	2013/02/25	50,000,000	2012/09/13
63418	Credit Suisse AG	TCH R Bear CBBC Feb 2013 C	0.250	257 per 100 units	249 per 100 units	2013/02/25	50,000,000	2012/09/13
63458	Daiwa Capital Mkt	HSCEI R Bear CBBC May 2013 A	0.250	10,000 per 10,000 units	9,800 per 10,000 units	2013/05/30	80,000,000	2012/09/13
63402	HK Bank	ABC R Bear CBBC Nov 2013 A	0.250	3.23	2.98	2013/11/26	40,000,000	2012/09/13
63403	HK Bank	BOCL R Bear CBBC Nov 2013 A	0.250	3.16	2.98	2013/11/20	50,000,000	2012/09/13
63463	SGA Societe Generale Acceptance N.V.	HSI R Bull CBBC Jan13 X	0.250	19,000 per 10,000 units	19,200 per 10,000 units	2013/01/30	300,000,000	2012/09/13
63465	SGA Societe Generale Acceptance N.V.	HSI R Bull CBBC Jan13 Y	0.250	18,900 per 10,000 units	19,100 per 10,000 units	2013/01/30	300,000,000	2012/09/13
63380	SGA Societe Generale Acceptance N.V.	HSI R Bear CBBC Jan13 E	0.250	19,350 per 10,000 units	19,150 per 10,000 units	2013/01/30	300,000,000	2012/09/13
63381	SGA Societe Generale Acceptance N.V.	HSI R Bear CBBC Jan13 F	0.250	19,500 per 10,000 units	19,300 per 10,000 units	2013/01/30	300,000,000	2012/09/13
63390	SGA Societe Generale Acceptance N.V.	HSI R Bear CBBC Jan13 G	0.250	19,600 per 10,000 units	19,400 per 10,000 units	2013/01/30	300,000,000	2012/09/13
63442	UBS AG	HSCEI R Bull CBBC Jun 2013 A	0.250	8,050 per 10,000 units	8,250 per 10,000 units	2013/06/27	100,000,000	2012/09/13
63443	UBS AG	HSCEI R Bull CBBC Jun 2013 B	0.250	8,550 per 10,000 units	8,750 per 10,000 units	2013/06/27	100,000,000	2012/09/13
63439	UBS AG	HSI R Bull CBBC Dec 2012 D	0.250	18,900 per 10,000 units	19,100 per 10,000 units	2012/12/28	300,000,000	2012/09/13
63462	UBS AG	HSI R Bull CBBC Feb 2013 O	0.250	19,000 per 10,000 units	19,200 per 10,000 units	2013/02/27	300,000,000	2012/09/13
63444	UBS AG	HSI R Bear CBBC Feb 2013 S	0.250	19,600 per 10,000 units	19,400 per 10,000 units	2013/02/27	300,000,000	2012/09/13
63457	UBS AG	HSI R Bear CBBC Feb 2013 T	0.250	19,400 per 10,000 units	19,200 per 10,000 units	2013/02/27	300,000,000	2012/09/13
63519	BNP Paribas Arbit Issu B.V.	HSI R Bull CBBC Apr 2013 H	0.250	19,300 per 10,000 units	19,500 per 10,000 units	2013/04/29	200,000,000	2012/09/14
63975	BNP Paribas Arbit Issu B.V.	HSI R Bull CBBC Apr 2013 K	0.250	19,600 per 10,000 units	19,800 per 10,000 units	2013/04/29	200,000,000	2012/09/14
63515	BNP Paribas Arbit Issu B.V.	HSI R Bull CBBC Apr 2013 L	0.250	19,400 per 10,000 units	19,600 per 10,000 units	2013/04/29	200,000,000	2012/09/14
64007	BNP Paribas Arbit Issu B.V.	HSI R Bull CBBC Apr 2013 U	0.250	19,500 per 10,000 units	19,700 per 10,000 units	2013/04/29	200,000,000	2012/09/14
63493	Credit Suisse AG	HSI R Bull CBBC Mar 2013 A	0.250	18,900 per 10,000 units	19,100 per 10,000 units	2013/03/27	350,000,000	2012/09/14
63495	Credit Suisse AG	HSI R Bull CBBC Mar 2013 B	0.250	19,050 per 10,000 units	19,250 per 10,000 units	2013/03/27	350,000,000	2012/09/14
63497	Credit Suisse AG	HSI R Bull CBBC Mar 2013 C	0.250	19,300 per 10,000 units	19,500 per 10,000 units	2013/03/27	350,000,000	2012/09/14
63803	Credit Suisse AG	HSI R Bull CBBC Mar 2013 D	0.250	19,500 per 10,000 units	19,700 per 10,000 units	2013/03/27	350,000,000	2012/09/14
63892	Credit Suisse AG	HSI R Bull CBBC Mar 2013 F	0.250	19,602 per 10,000 units	19,802 per 10,000 units	2013/03/27	350,000,000	2012/09/14
63536	Credit Suisse AG	HSI R Bear CBBC Dec 2012 B	0.250	20,630 per 10,000 units	20,430 per 10,000 units	2012/12/28	350,000,000	2012/09/14

Newly listed callable bull/bear contracts in 2012 (continued)

Code	Issuer	Name of issue	Issue prices (HK\$)	Strike price (HKD) / Strike level per 10 units	Call price (HKD) / Call level per 10 units	Expiry date	No. of issue (units)	Listing date
63475	Credit Suisse AG	HSI R Bear CBBC Dec 2012 G	0.250	19,410 per 10,000 units	19,210 per 10,000 units	2012/12/28	350,000,000	2012/09/14
63476	Credit Suisse AG	HSI R Bear CBBC Dec 2012 S	0.250	19,550 per 10,000 units	19,350 per 10,000 units	2012/12/28	350,000,000	2012/09/14
63480	Credit Suisse AG	HSI R Bear CBBC Dec 2012 T	0.250	19,700 per 10,000 units	19,500 per 10,000 units	2012/12/28	350,000,000	2012/09/14
63483	Credit Suisse AG	HSI R Bear CBBC Dec 2012 U	0.250	19,850 per 10,000 units	19,650 per 10,000 units	2012/12/28	350,000,000	2012/09/14
63535	Credit Suisse AG	HSI R Bear CBBC Dec 2012 V	0.250	20,000 per 10,000 units	19,800 per 10,000 units	2012/12/28	350,000,000	2012/09/14
64084	Citigroup Global Mkt H Inc.	HSI R Bull CBBC Mar 2013 B	0.250	19,000 per 10,000 units	19,200 per 10,000 units	2013/03/27	150,000,000	2012/09/14
64089	Citigroup Global Mkt H Inc.	HSI R Bull CBBC Mar 2013 C	0.250	19,200 per 10,000 units	19,400 per 10,000 units	2013/03/27	150,000,000	2012/09/14
63864	Daiwa Capital Mkt	HSI R Bull CBBC Mar 2013 E	0.250	19,300 per 10,000 units	19,500 per 10,000 units	2013/03/27	158,000,000	2012/09/14
63885	Daiwa Capital Mkt	HSI R Bull CBBC Mar 2013 F	0.250	19,600 per 10,000 units	19,800 per 10,000 units	2013/03/27	158,000,000	2012/09/14
63805	Daiwa Capital Mkt	HSI R Bull CBBC May 2013 C	0.250	19,000 per 10,000 units	19,200 per 10,000 units	2013/05/30	158,000,000	2012/09/14
63468	HK Bank	China Mobile R Bear CBBC May 2013 A	0.250	87.38 per 100 units	84.88 per 100 units	2013/05/31	50,000,000	2012/09/14
63467	HK Bank	Sinopec Corp R Bull CBBC May 2013 A	0.250	6.48	6.78	2013/05/31	60,000,000	2012/09/14
63473	HK Bank	China Shenhua R Bull CBBC Dec 2013 B	0.250	23.88 per 100 units	25.88 per 100 units	2013/12/20	40,000,000	2012/09/14
64095	J P Morgan SP BV	HSI R Bull CBBC May 2013 G	0.250	19,100 per 10,000 units	19,300 per 10,000 units	2013/05/30	300,000,000	2012/09/14
64169	J P Morgan SP BV	HSI R Bull CBBC May 2013 H	0.250	19,300 per 10,000 units	19,500 per 10,000 units	2013/05/30	300,000,000	2012/09/14
64173	J P Morgan SP BV	HSI R Bull CBBC May 2013 I	0.250	19,600 per 10,000 units	19,800 per 10,000 units	2013/05/30	300,000,000	2012/09/14
63527	SGA Societe Generale Acceptance N.V.	HSI R Bull CBBC Jan 13F	0.250	19,350 per 10,000 units	19,550 per 10,000 units	2013/01/30	300,000,000	2012/09/14
63524	SGA Societe Generale Acceptance N.V.	HSI R Bull CBBC Jan 13Z	0.250	19,450 per 10,000 units	19,650 per 10,000 units	2013/01/30	300,000,000	2012/09/14
63529	SGA Societe Generale Acceptance N.V.	HSI R Bull CBBC Feb 13H	0.250	19,150 per 10,000 units	19,350 per 10,000 units	2013/02/27	300,000,000	2012/09/14
63893	UBS AG	China Life R Bull CBBC Jun 2013 A	0.250	19.88	20.88	2013/06/10	100,000,000	2012/09/14
63897	UBS AG	HSI R Bull CBBC Dec 2012 M	0.250	19,450 per 10,000 units	19,650 per 10,000 units	2012/12/28	300,000,000	2012/09/14
63894	UBS AG	HSI R Bull CBBC Feb 2013 P	0.250	19,300 per 10,000 units	19,500 per 10,000 units	2013/02/27	300,000,000	2012/09/14
63938	UBS AG	HSI R Bull CBBC Feb 2013 Q	0.250	19,600 per 10,000 units	19,800 per 10,000 units	2013/02/27	300,000,000	2012/09/14
63534	UBS AG	HSI R Bear CBBC Dec 2012 E	0.250	19,900 per 10,000 units	19,700 per 10,000 units	2012/12/28	300,000,000	2012/09/14
63484	UBS AG	HSI R Bear CBBC Dec 2012 I	0.250	19,700 per 10,000 units	19,500 per 10,000 units	2012/12/28	300,000,000	2012/09/14
63485	UBS AG	HSI R Bear CBBC Apr 2013 M	0.250	19,450 per 10,000 units	19,250 per 10,000 units	2013/04/29	300,000,000	2012/09/14
64684	Credit Suisse AG	HSI R Bull CBBC Feb 2013 R	0.250	19,400 per 10,000 units	19,600 per 10,000 units	2013/02/27	350,000,000	2012/09/17
64691	Credit Suisse AG	HSI R Bull CBBC Feb 2013 S	0.250	19,100 per 10,000 units	19,300 per 10,000 units	2013/02/27	350,000,000	2012/09/17
64861	Credit Suisse AG	HSI R Bull CBBC Feb 2013 T	0.250	19,627 per 10,000 units	19,827 per 10,000 units	2013/02/27	350,000,000	2012/09/17
64673	Credit Suisse AG	HSI R Bear CBBC Jan 2013 D	0.250	20,200 per 10,000 units	20,000 per 10,000 units	2013/01/30	350,000,000	2012/09/17
64574	Credit Suisse AG	HSI R Bear CBBC Jan 2013 E	0.250	20,050 per 10,000 units	19,850 per 10,000 units	2013/01/30	350,000,000	2012/09/17
64226	Goldman Sachs SP (Asia)	HSI R Bull CBBC Dec 2012 F	0.264	19,388 per 10,000 units	19,588 per 10,000 units	2012/12/28	150,000,000	2012/09/17
64227	Goldman Sachs SP (Asia)	HSI R Bull CBBC Dec 2012 G	0.260	19,488 per 10,000 units	19,688 per 10,000 units	2012/12/28	150,000,000	2012/09/17
64229	Goldman Sachs SP (Asia)	HSI R Bull CBBC Dec 2012 H	0.263	19,588 per 10,000 units	19,788 per 10,000 units	2012/12/28	150,000,000	2012/09/17
64715	Goldman Sachs SP (Asia)	HSI R Bear CBBC Dec 2012 K	0.250	20,838 per 10,000 units	20,638 per 10,000 units	2012/12/28	150,000,000	2012/09/17
64717	Goldman Sachs SP (Asia)	HSI R Bear CBBC Dec 2012 L	0.254	21,038 per 10,000 units	20,838 per 10,000 units	2012/12/28	150,000,000	2012/09/17
64718	Goldman Sachs SP (Asia)	HSI R Bear CBBC Dec 2012 M	0.276	21,338 per 10,000 units	21,138 per 10,000 units	2012/12/28	150,000,000	2012/09/17
64731	Goldman Sachs SP (Asia)	HSI R Bear CBBC Dec 2012 N	0.281	21,538 per 10,000 units	21,338 per 10,000 units	2012/12/28	150,000,000	2012/09/17
64745	Goldman Sachs SP (Asia)	HSI R Bear CBBC Dec 2012 O	0.284	21,738 per 10,000 units	21,538 per 10,000 units	2012/12/28	150,000,000	2012/09/17
64278	Merrill Lynch Int'l & Co. C.V.	HSI R Bull CBBC Jan 2013 D	0.250	19,528 per 10,000 units	19,728 per 10,000 units	2013/01/30	60,000,000	2012/09/17
64282	Merrill Lynch Int'l & Co. C.V.	HSI R Bull CBBC Jan 2013 E	0.250	19,428 per 10,000 units	19,628 per 10,000 units	2013/01/30	60,000,000	2012/09/17
64304	Merrill Lynch Int'l & Co. C.V.	HSI R Bull CBBC Jan 2013 F	0.250	19,328 per 10,000 units	19,528 per 10,000 units	2013/01/30	60,000,000	2012/09/17
64507	Merrill Lynch Int'l & Co. C.V.	HSI R Bull CBBC Jan 2013 G	0.250	19,228 per 10,000 units	19,428 per 10,000 units	2013/01/30	60,000,000	2012/09/17

Newly listed callable bull/bear contracts in 2012 (continued)

Code	Issuer	Name of issue	Issue prices (HK\$)	Strike price (HKD) / Strike level per 10 units	Call price (HKD) / Call level per 10 units	Expiry date	No. of issue (units)	Listing date
64508	Merrill Lynch Int'l & Co. C.V.	HSI R Bull CBBC Jan 2013 H	0.250	19,128 per 10,000 units	19,328 per 10,000 units	2013/01/30	60,000,000	2012/09/17
64539	Merrill Lynch Int'l & Co. C.V.	HSI R Bull CBBC Jan 2013 I	0.250	19,028 per 10,000 units	19,228 per 10,000 units	2013/01/30	60,000,000	2012/09/17
64560	Merrill Lynch Int'l & Co. C.V.	HSI R Bull CBBC Jan 2013 J	0.250	18,928 per 10,000 units	19,128 per 10,000 units	2013/01/30	60,000,000	2012/09/17
64277	Merrill Lynch Int'l & Co. C.V.	HSI R Bear CBBC Jan 2013 F	0.250	20,088 per 10,000 units	19,888 per 10,000 units	2013/01/30	60,000,000	2012/09/17
64818	SGA Societe Generale Acceptance N.V.	HSI R Bull CBBC Jan 13E	0.250	19,400 per 10,000 units	19,600 per 10,000 units	2013/01/30	300,000,000	2012/09/17
64824	SGA Societe Generale Acceptance N.V.	HSI R Bull CBBC Jan 13G	0.250	19,600 per 10,000 units	19,800 per 10,000 units	2013/01/30	300,000,000	2012/09/17
64846	SGA Societe Generale Acceptance N.V.	HSI R Bear CBBC Jan 13H	0.250	20,050 per 10,000 units	19,850 per 10,000 units	2013/01/30	300,000,000	2012/09/17
64879	UBS AG	HSI R Bull CBBC Feb 2013 R	0.250	19,150 per 10,000 units	19,350 per 10,000 units	2013/02/27	300,000,000	2012/09/17
64871	UBS AG	HSI R Bull CBBC Apr 2013 I	0.250	19,550 per 10,000 units	19,750 per 10,000 units	2013/04/29	300,000,000	2012/09/17
64875	UBS AG	HSI R Bull CBBC Jun 2013 P	0.250	19,400 per 10,000 units	19,600 per 10,000 units	2013/06/27	300,000,000	2012/09/17
64880	UBS AG	HSI R Bull CBBC Jun 2013 Q	0.250	18,950 per 10,000 units	19,150 per 10,000 units	2013/06/27	300,000,000	2012/09/17
64862	UBS AG	HSI R Bear CBBC Apr 2013 N	0.250	20,050 per 10,000 units	19,850 per 10,000 units	2013/04/29	300,000,000	2012/09/17
64858	UBS AG	Hutchison R Bull CBBC Jun 2013 A	0.250	64.50 per 100 units	67.50 per 100 units	2013/06/17	100,000,000	2012/09/17
64857	UBS AG	TCH R Bear CBBC Mar 2013 B	0.330	278 per 100 units	270 per 100 units	2013/03/04	100,000,000	2012/09/17
64998	BNP Paribas Arbit Issu B.V.	HSI R Bear CBBC Apr 2013 A	0.250	20,100 per 10,000 units	19,900 per 10,000 units	2013/04/29	200,000,000	2012/09/18
65000	BNP Paribas Arbit Issu B.V.	HSI R Bear CBBC Apr 2013 B	0.250	20,000 per 10,000 units	19,800 per 10,000 units	2013/04/29	200,000,000	2012/09/18
64963	Credit Suisse AG	HSI R Bull CBBC Feb 2013 H	0.250	19,550 per 10,000 units	19,750 per 10,000 units	2013/02/27	350,000,000	2012/09/18
64970	Credit Suisse AG	HSI R Bull CBBC Feb 2013 I	0.250	19,350 per 10,000 units	19,550 per 10,000 units	2013/02/27	350,000,000	2012/09/18
65003	Credit Suisse AG	HSI R Bull CBBC Feb 2013 J	0.250	19,657 per 10,000 units	19,857 per 10,000 units	2013/02/27	350,000,000	2012/09/18
64997	Credit Suisse AG	HSI R Bear CBBC Feb 2013 E	0.250	20,100 per 10,000 units	19,900 per 10,000 units	2013/02/27	350,000,000	2012/09/18
64996	Credit Suisse AG	HSI R Bear CBBC Feb 2013 Z	0.250	19,905 per 10,000 units	19,705 per 10,000 units	2013/02/27	350,000,000	2012/09/18
64919	HK Bank	China Life R Bull CBBC May 2013 A	0.250	19.98	20.98	2013/05/31	60,000,000	2012/09/18
64888	HK Bank	A50 R Bull CBBC Apr 2013 F	0.250	8.78	9.08	2013/04/08	100,000,000	2012/09/18
64892	HK Bank	A50 R Bull CBBC Apr 2013 G	0.250	8.98	9.28	2013/04/08	100,000,000	2012/09/18
64881	HK Bank	HKEX R Bull CBBC Apr 2013 A	0.250	95.88 per 100 units	101.88 per 100 units	2013/04/30	60,000,000	2012/09/18
64920	HK Bank	HSI R Bull CBBC Mar 2013 I	0.250	18,988 per 15,000 units	19,188 per 15,000 units	2013/03/27	100,000,000	2012/09/18
64936	HK Bank	HSI R Bull CBBC Mar 2013 J	0.250	18,788 per 20,000 units	19,088 per 20,000 units	2013/03/27	200,000,000	2012/09/18
64940	HK Bank	HSI R Bull CBBC Jun 2013 C	0.250	17,488 per 15,000 units	17,888 per 15,000 units	2013/06/27	150,000,000	2012/09/18
64971	SGA Societe Generale Acceptance N.V.	HSI R Bull CBBC Jan 13H	0.250	19,500 per 10,000 units	19,700 per 10,000 units	2013/01/30	300,000,000	2012/09/18
64994	SGA Societe Generale Acceptance N.V.	HSI R Bear CBBC Jan 13I	0.250	19,950 per 10,000 units	19,750 per 10,000 units	2013/01/30	300,000,000	2012/09/18
64942	UBS AG	HSI R Bull CBBC Jan 2013 P	0.250	19,500 per 10,000 units	19,700 per 10,000 units	2013/01/30	300,000,000	2012/09/18
65025	UBS AG	HSI R Bull CBBC Jun 2013 R	0.250	19,650 per 10,000 units	19,850 per 10,000 units	2013/06/27	300,000,000	2012/09/18
65027	UBS AG	HSI R Bull CBBC Aug 2013 C	0.250	19,350 per 10,000 units	19,550 per 10,000 units	2013/08/29	300,000,000	2012/09/18
65001	UBS AG	HSI R Bear CBBC Jun 2013 D	0.250	19,950 per 10,000 units	19,750 per 10,000 units	2013/06/27	300,000,000	2012/09/18
65304	BNP Paribas Arbit Issu B.V.	HSI R Bull CBBC Apr 2013 J	0.250	19,800 per 10,000 units	20,000 per 10,000 units	2013/04/29	200,000,000	2012/09/19
65351	BNP Paribas Arbit Issu B.V.	HSI R Bull CBBC Apr 2013 S	0.250	19,700 per 10,000 units	19,900 per 10,000 units	2013/04/29	200,000,000	2012/09/19
65105	Credit Suisse AG	HSI R Bull CBBC Jan 2013 J	0.250	19,450 per 10,000 units	19,650 per 10,000 units	2013/01/30	350,000,000	2012/09/19
65106	Credit Suisse AG	HSI R Bull CBBC Jan 2013 T	0.250	19,700 per 10,000 units	19,900 per 10,000 units	2013/01/30	350,000,000	2012/09/19
65395	Credit Suisse AG	HSI R Bull CBBC Jan 2013 U	0.250	19,875 per 10,000 units	20,075 per 10,000 units	2013/01/30	350,000,000	2012/09/19
65452	Credit Suisse AG	HSI R Bull CBBC Jan 2013 V	0.250	19,850 per 12,000 units	20,050 per 12,000 units	2013/01/30	350,000,000	2012/09/19
65028	Credit Suisse AG	HSI R Bear CBBC Dec 2012 Q	0.250	20,150 per 10,000 units	19,950 per 10,000 units	2012/12/28	350,000,000	2012/09/19
65053	Credit Suisse AG	HSI R Bear CBBC Dec 2012 X	0.250	20,300 per 10,000 units	20,100 per 10,000 units	2012/12/28	350,000,000	2012/09/19

Newly listed callable bull/bear contracts in 2012 (continued)

Code	Issuer	Name of issue	Issue prices (HK\$)	Strike price (HKD) / Strike level per 10 units	Call price (HKD) / Call level per 10 units	Expiry date	No. of issue (units)	Listing date
65478	J P Morgan SP BV	HSI R Bull CBBC Apr 2013 I	0.250	19,800 per 10,000 units	20,000 per 10,000 units	2013/04/29	300,000,000	2012/09/19
65513	J P Morgan SP BV	HSI R Bull CBBC Apr 2013 J	0.250	19,400 per 10,000 units	19,600 per 10,000 units	2013/04/29	300,000,000	2012/09/19
65526	J P Morgan SP BV	HSI R Bull CBBC Apr 2013 K	0.250	19,200 per 10,000 units	19,400 per 10,000 units	2013/04/29	300,000,000	2012/09/19
65168	SGA Societe Generale Acceptance N.V.	HSI R Bull CBBC Jan 13I	0.250	19,700 per 10,000 units	19,900 per 10,000 units	2013/01/30	300,000,000	2012/09/19
65184	SGA Societe Generale Acceptance N.V.	HSI R Bull CBBC Jan 13J	0.250	19,800 per 10,000 units	20,000 per 10,000 units	2013/01/30	300,000,000	2012/09/19
65098	SGA Societe Generale Acceptance N.V.	HSI R Bear CBBC Jan 13J	0.250	20,250 per 10,000 units	20,050 per 10,000 units	2013/01/30	300,000,000	2012/09/19
65102	SGA Societe Generale Acceptance N.V.	HSI R Bear CBBC Jan 13K	0.250	20,150 per 10,000 units	19,950 per 10,000 units	2013/01/30	300,000,000	2012/09/19
65261	UBS AG	CC Bank R Bull CBBC Jul 2013 A	0.250	4.45	4.75	2013/07/15	100,000,000	2012/09/19
65218	UBS AG	CNBM R Bull CBBC Jun 2013 A	0.250	6.08	6.88	2013/06/24	50,000,000	2012/09/19
65464	UBS AG	HSI R Bull CBBC Apr 2013 J	0.250	19,700 per 10,000 units	19,900 per 10,000 units	2013/04/29	300,000,000	2012/09/19
65467	UBS AG	HSI R Bull CBBC Jun 2013 S	0.250	19,800 per 10,000 units	20,000 per 10,000 units	2013/06/27	300,000,000	2012/09/19
65063	UBS AG	HSI R Bear CBBC Dec 2012 J	0.250	20,200 per 10,000 units	20,000 per 10,000 units	2012/12/28	300,000,000	2012/09/19
65066	UBS AG	HSI R Bear CBBC Feb 2013 U	0.250	20,100 per 10,000 units	19,900 per 10,000 units	2013/02/27	300,000,000	2012/09/19
65228	UBS AG	Ping An R Bull CBBC Apr 2013 A	0.250	50.20 per 100 units	55 per 100 units	2013/04/22	100,000,000	2012/09/19
65285	UBS AG	SHK Ppt R Bull CBBC May 2013 A	0.250	96 per 100 units	100 per 100 units	2013/05/06	100,000,000	2012/09/19
65262	UBS AG	TCH R Bull CBBC Jul 2013 A	0.250	232 per 100 units	240 per 100 units	2013/07/08	100,000,000	2012/09/19
65752	Credit Suisse AG	HSI R Bull CBBC Feb 2013 U	0.250	19,750 per 10,000 units	19,950 per 10,000 units	2013/02/27	350,000,000	2012/09/20
65812	Credit Suisse AG	HSI R Bull CBBC Feb 2013 V	0.250	19,883 per 10,000 units	20,083 per 10,000 units	2013/02/27	350,000,000	2012/09/20
65588	Credit Suisse AG	HSI R Bear CBBC Dec 2012 I	0.250	20,276 per 10,000 units	20,076 per 10,000 units	2012/12/28	350,000,000	2012/09/20
65830	Goldman Sachs SP (Asia)	HSI R Bull CBBC Dec 2012 I	0.263	19,788 per 10,000 units	19,988 per 10,000 units	2012/12/28	150,000,000	2012/09/20
65832	Goldman Sachs SP (Asia)	HSI R Bull CBBC Dec 2012 J	0.253	19,688 per 10,000 units	19,888 per 10,000 units	2012/12/28	150,000,000	2012/09/20
65823	Goldman Sachs SP (Asia)	HSI R Bear CBBC Dec 2012 P	0.250	20,338 per 10,000 units	20,138 per 10,000 units	2012/12/28	150,000,000	2012/09/20
65561	HK Bank	Galaxy Ent R Bull CBBC Apr 2013 A	0.400	19.38	20.38	2013/04/12	40,000,000	2012/09/20
65540	HK Bank	HSI R Bull CBBC May 2013 E	0.250	19,388 per 15,000 units	19,588 per 15,000 units	2013/05/30	100,000,000	2012/09/20
65527	HK Bank	HSI R Bull CBBC Jun 2013 D	0.250	19,588 per 15,000 units	19,788 per 15,000 units	2013/06/27	100,000,000	2012/09/20
65564	HK Bank	Hutchison R Bull CBBC Jun 2013 A	0.250	65.88 per 100 units	68.88 per 100 units	2013/06/28	60,000,000	2012/09/20
65747	UBS AG	HSCEI R Bull CBBC Mar 2013 A	0.250	8,800 per 10,000 units	9,000 per 10,000 units	2013/03/27	100,000,000	2012/09/20
65589	UBS AG	HSI R Bull CBBC Feb 2013 S	0.250	19,850 per 10,000 units	20,050 per 10,000 units	2013/02/27	300,000,000	2012/09/20
65565	UBS AG	HSI R Bear CBBC Mar 2013 O	0.250	20,300 per 10,000 units	20,100 per 10,000 units	2013/03/27	300,000,000	2012/09/20
65743	UBS AG	HSI R Bear CBBC May 2013 J	0.250	20,850 per 10,000 units	20,650 per 10,000 units	2013/05/30	300,000,000	2012/09/20
65692	UBS AG	HSI R Bear CBBC Jun 2013 E	0.250	21,050 per 10,000 units	20,850 per 10,000 units	2013/06/27	300,000,000	2012/09/20
62023 *	Merrill Lynch Int'l & Co. C.V.	HSI R Bear CBBC Dec 2012 B	0.066	21,300 per 10,000 units	21,100 per 10,000 units	2012/12/28	160,000,000	2012/09/20
66921	BNP Paribas Arbit Issu B.V.	HSI R Bull CBBC May 2013 A	0.250	20,300 per 10,000 units	20,500 per 10,000 units	2013/05/30	200,000,000	2012/09/21
66938	BNP Paribas Arbit Issu B.V.	HSI R Bull CBBC May 2013 B	0.250	20,200 per 10,000 units	20,400 per 10,000 units	2013/05/30	200,000,000	2012/09/21
67013	BNP Paribas Arbit Issu B.V.	HSI R Bull CBBC May 2013 C	0.250	20,100 per 10,000 units	20,300 per 10,000 units	2013/05/30	200,000,000	2012/09/21
67014	BNP Paribas Arbit Issu B.V.	HSI R Bull CBBC May 2013 D	0.250	20,000 per 10,000 units	20,200 per 10,000 units	2013/05/30	200,000,000	2012/09/21
67015	BNP Paribas Arbit Issu B.V.	HSI R Bull CBBC May 2013 E	0.250	19,900 per 10,000 units	20,100 per 10,000 units	2013/05/30	200,000,000	2012/09/21
68052	BNP Paribas Arbit Issu B.V.	HSI R Bull CBBC May 2013 F	0.250	20,400 per 10,000 units	20,600 per 10,000 units	2013/05/30	200,000,000	2012/09/21
65907	BNP Paribas Arbit Issu B.V.	HSI R Bear CBBC Feb 2013 A	0.250	20,600 per 10,000 units	20,400 per 10,000 units	2013/02/27	200,000,000	2012/09/21
65908	BNP Paribas Arbit Issu B.V.	HSI R Bear CBBC Feb 2013 B	0.250	20,700 per 10,000 units	20,500 per 10,000 units	2013/02/27	200,000,000	2012/09/21
65914	BNP Paribas Arbit Issu B.V.	HSI R Bear CBBC Feb 2013 C	0.250	21,500 per 10,000 units	21,300 per 10,000 units	2013/02/27	200,000,000	2012/09/21
65915	BNP Paribas Arbit Issu B.V.	HSI R Bear CBBC Feb 2013 D	0.250	21,600 per 10,000 units	21,400 per 10,000 units	2013/02/27	200,000,000	2012/09/21
65916	BNP Paribas Arbit Issu B.V.	HSI R Bear CBBC Feb 2013 E	0.250	21,800 per 10,000 units	21,600 per 10,000 units	2013/02/27	200,000,000	2012/09/21

Newly listed callable bull/bear contracts in 2012 (continued)

Code	Issuer	Name of issue	Issue prices (HK\$)	Strike price (HKD) / Strike level per 10 units	Call price (HKD) / Call level per 10 units	Expiry date	No. of issue (units)	Listing date
65935	BNP Paribas Arbit Issu B.V.	HSI R Bear CBBC Feb 2013 F	0.250	22,000 per 10,000 units	21,800 per 10,000 units	2013/02/27	200,000,000	2012/09/21
65937	BNP Paribas Arbit Issu B.V.	HSI R Bear CBBC Feb 2013 G	0.250	22,100 per 10,000 units	21,900 per 10,000 units	2013/02/27	200,000,000	2012/09/21
65942	BNP Paribas Arbit Issu B.V.	HSI R Bear CBBC Feb 2013 H	0.250	22,200 per 10,000 units	22,000 per 10,000 units	2013/02/27	200,000,000	2012/09/21
67204	Credit Suisse AG	HSI R Bull CBBC Feb 2013 G	0.250	20,429 per 10,000 units	20,629 per 10,000 units	2013/02/27	350,000,000	2012/09/21
67212	Credit Suisse AG	HSI R Bull CBBC Feb 2013 K	0.250	20,400 per 12,000 units	20,600 per 12,000 units	2013/02/27	350,000,000	2012/09/21
66271	Credit Suisse AG	HSI R Bull CBBC Mar 2013 G	0.250	20,250 per 10,000 units	20,450 per 10,000 units	2013/03/27	350,000,000	2012/09/21
66612	Credit Suisse AG	HSI R Bull CBBC Mar 2013 H	0.250	19,750 per 10,000 units	19,950 per 10,000 units	2013/03/27	350,000,000	2012/09/21
66635	Credit Suisse AG	HSI R Bull CBBC Mar 2013 I	0.250	19,900 per 10,000 units	20,100 per 10,000 units	2013/03/27	350,000,000	2012/09/21
66645	Credit Suisse AG	HSI R Bull CBBC Mar 2013 J	0.250	20,000 per 10,000 units	20,200 per 10,000 units	2013/03/27	350,000,000	2012/09/21
66646	Credit Suisse AG	HSI R Bull CBBC Mar 2013 K	0.250	20,100 per 10,000 units	20,300 per 10,000 units	2013/03/27	350,000,000	2012/09/21
66100	Credit Suisse AG	HSI R Bear CBBC Dec 2012 M	0.250	20,350 per 10,000 units	20,150 per 10,000 units	2012/12/28	350,000,000	2012/09/21
66101	Credit Suisse AG	HSI R Bear CBBC Dec 2012 N	0.250	20,500 per 10,000 units	20,300 per 10,000 units	2012/12/28	350,000,000	2012/09/21
66259	Credit Suisse AG	HSI R Bear CBBC Dec 2012 O	0.250	20,750 per 10,000 units	20,550 per 10,000 units	2012/12/28	350,000,000	2012/09/21
66272	Credit Suisse AG	HSI R Bear CBBC Dec 2012 Y	0.250	22,350 per 10,000 units	22,150 per 10,000 units	2012/12/28	350,000,000	2012/09/21
66162	Credit Suisse AG	HSI R Bear CBBC Dec 2012 Z	0.250	20,650 per 10,000 units	20,450 per 10,000 units	2012/12/28	350,000,000	2012/09/21
66290	Credit Suisse AG	HSI R Bear CBBC Apr 2013 E	0.250	22,450 per 10,000 units	22,250 per 10,000 units	2013/04/29	350,000,000	2012/09/21
66342	Credit Suisse AG	HSI R Bear CBBC Apr 2013 F	0.250	22,850 per 10,000 units	22,650 per 10,000 units	2013/04/29	350,000,000	2012/09/21
66345	Credit Suisse AG	HSI R Bear CBBC Apr 2013 G	0.270	23,150 per 10,000 units	22,950 per 10,000 units	2013/04/29	350,000,000	2012/09/21
66348	Credit Suisse AG	HSI R Bear CBBC Apr 2013 H	0.305	23,500 per 10,000 units	23,300 per 10,000 units	2013/04/29	350,000,000	2012/09/21
66405	Credit Suisse AG	HSI R Bear CBBC Apr 2013 I	0.345	23,900 per 10,000 units	23,700 per 10,000 units	2013/04/29	350,000,000	2012/09/21
66436	Credit Suisse AG	HSI R Bear CBBC May 2013 A	0.250	22,600 per 10,000 units	22,400 per 10,000 units	2013/05/30	350,000,000	2012/09/21
66443	Credit Suisse AG	HSI R Bear CBBC May 2013 B	0.255	22,950 per 10,000 units	22,750 per 10,000 units	2013/05/30	350,000,000	2012/09/21
66454	Credit Suisse AG	HSI R Bear CBBC May 2013 C	0.290	23,300 per 10,000 units	23,100 per 10,000 units	2013/05/30	350,000,000	2012/09/21
66455	Credit Suisse AG	HSI R Bear CBBC May 2013 D	0.320	23,600 per 10,000 units	23,400 per 10,000 units	2013/05/30	350,000,000	2012/09/21
66476	Credit Suisse AG	HSI R Bear CBBC May 2013 E	0.360	24,000 per 10,000 units	23,800 per 10,000 units	2013/05/30	350,000,000	2012/09/21
66531	Credit Suisse AG	HSI R Bear CBBC Jun 2013 A	0.250	22,700 per 10,000 units	22,500 per 10,000 units	2013/06/27	350,000,000	2012/09/21
66536	Credit Suisse AG	HSI R Bear CBBC Jun 2013 B	0.265	23,050 per 10,000 units	22,850 per 10,000 units	2013/06/27	350,000,000	2012/09/21
66554	Credit Suisse AG	HSI R Bear CBBC Jun 2013 C	0.295	23,350 per 10,000 units	23,150 per 10,000 units	2013/06/27	350,000,000	2012/09/21
66558	Credit Suisse AG	HSI R Bear CBBC Jun 2013 D	0.340	23,800 per 10,000 units	23,600 per 10,000 units	2013/06/27	350,000,000	2012/09/21
66562	Credit Suisse AG	HSI R Bear CBBC Jun 2013 E	0.370	24,100 per 10,000 units	23,900 per 10,000 units	2013/06/27	350,000,000	2012/09/21
67062	Citigroup Global Mkt H Inc.	HSI R Bull CBBC Mar 2013 D	0.250	19,600 per 10,000 units	19,800 per 10,000 units	2013/03/27	60,000,000	2012/09/21
67083	Citigroup Global Mkt H Inc.	HSI R Bull CBBC Mar 2013 E	0.250	19,800 per 10,000 units	20,000 per 10,000 units	2013/03/27	60,000,000	2012/09/21
67093	Citigroup Global Mkt H Inc.	HSI R Bull CBBC Mar 2013 F	0.250	20,000 per 10,000 units	20,200 per 10,000 units	2013/03/27	60,000,000	2012/09/21
67095	Citigroup Global Mkt H Inc.	HSI R Bear CBBC Jan 2013 F	0.250	21,200 per 10,000 units	21,000 per 10,000 units	2013/01/30	60,000,000	2012/09/21
67144	Citigroup Global Mkt H Inc.	HSI R Bear CBBC Jan 2013 G	0.250	21,400 per 10,000 units	21,200 per 10,000 units	2013/01/30	60,000,000	2012/09/21
67166	Citigroup Global Mkt H Inc.	HSI R Bear CBBC Jan 2013 H	0.250	21,600 per 10,000 units	21,400 per 10,000 units	2013/01/30	60,000,000	2012/09/21
67898	Daiwa Capital Mkt	HSI R Bull CBBC Mar 2013 G	0.250	20,400 per 10,000 units	20,600 per 10,000 units	2013/03/27	158,000,000	2012/09/21
67958	Daiwa Capital Mkt	HSI R Bull CBBC Apr 2013 A	0.250	20,200 per 10,000 units	20,400 per 10,000 units	2013/04/29	158,000,000	2012/09/21
67940	Daiwa Capital Mkt	HSI R Bull CBBC Jun 2013 B	0.250	20,000 per 10,000 units	20,200 per 10,000 units	2013/06/27	158,000,000	2012/09/21
67936	Daiwa Capital Mkt	HSI R Bear CBBC Mar 2013 D	0.250	20,900 per 10,000 units	20,700 per 10,000 units	2013/03/27	158,000,000	2012/09/21
67932	Daiwa Capital Mkt	HSI R Bear CBBC Apr 2013 A	0.250	21,600 per 10,000 units	21,400 per 10,000 units	2013/04/29	158,000,000	2012/09/21
67913	Daiwa Capital Mkt	HSI R Bear CBBC May 2013 B	0.250	22,400 per 10,000 units	22,200 per 10,000 units	2013/05/30	158,000,000	2012/09/21
67930	Daiwa Capital Mkt	HSI R Bear CBBC May 2013 C	0.250	21,900 per 10,000 units	21,700 per 10,000 units	2013/05/30	158,000,000	2012/09/21

Newly listed callable bull/bear contracts in 2012 (continued)

Code	Issuer	Name of issue	Issue prices (HK\$)	Strike price (HKD) / Strike level per 10 units	Call price (HKD) / Call level per 10 units	Expiry date	No. of issue (units)	Listing date
67900	Daiwa Capital Mkt	HSI R Bear CBBC Jun 2013 A	0.280	23,000 per 10,000 units	22,800 per 10,000 units	2013/06/27	158,000,000	2012/09/21
67901	Daiwa Capital Mkt	HSI R Bear CBBC Jun 2013 B	0.250	22,700 per 10,000 units	22,500 per 10,000 units	2013/06/27	158,000,000	2012/09/21
67899	Daiwa Capital Mkt	HSI R Bear CBBC Sep 2013 A	0.320	23,200 per 10,000 units	23,000 per 10,000 units	2013/09/27	158,000,000	2012/09/21
66816	Goldman Sachs SP (Asia)	HSI R Bull CBBC Dec 2012 K	0.255	20,378 per 10,000 units	20,578 per 10,000 units	2012/12/28	150,000,000	2012/09/21
66854	Goldman Sachs SP (Asia)	HSI R Bull CBBC Dec 2012 L	0.254	20,288 per 10,000 units	20,488 per 10,000 units	2012/12/28	150,000,000	2012/09/21
66862	Goldman Sachs SP (Asia)	HSI R Bull CBBC Dec 2012 M	0.254	20,188 per 10,000 units	20,388 per 10,000 units	2012/12/28	150,000,000	2012/09/21
66864	Goldman Sachs SP (Asia)	HSI R Bull CBBC Dec 2012 N	0.255	20,088 per 10,000 units	20,288 per 10,000 units	2012/12/28	150,000,000	2012/09/21
66865	Goldman Sachs SP (Asia)	HSI R Bull CBBC Dec 2012 O	0.254	19,988 per 10,000 units	20,188 per 10,000 units	2012/12/28	150,000,000	2012/09/21
67960	Goldman Sachs SP (Asia)	HSI R Bear CBBC Dec 2012 Q	0.253	21,838 per 10,000 units	21,638 per 10,000 units	2012/12/28	150,000,000	2012/09/21
67963	Goldman Sachs SP (Asia)	HSI R Bear CBBC Dec 2012 R	0.254	21,638 per 10,000 units	21,438 per 10,000 units	2012/12/28	150,000,000	2012/09/21
67966	Goldman Sachs SP (Asia)	HSI R Bear CBBC Dec 2012 S	0.253	21,438 per 10,000 units	21,238 per 10,000 units	2012/12/28	150,000,000	2012/09/21
67969	Goldman Sachs SP (Asia)	HSI R Bear CBBC Dec 2012 T	0.260	21,238 per 10,000 units	21,038 per 10,000 units	2012/12/28	150,000,000	2012/09/21
66647	J P Morgan SP BV	HSI R Bull CBBC Apr 2013 L	0.250	20,300 per 10,000 units	20,500 per 10,000 units	2013/04/29	300,000,000	2012/09/21
66653	J P Morgan SP BV	HSI R Bull CBBC Apr 2013 M	0.250	20,100 per 10,000 units	20,300 per 10,000 units	2013/04/29	300,000,000	2012/09/21
66684	J P Morgan SP BV	HSI R Bull CBBC Apr 2013 N	0.250	19,900 per 10,000 units	20,100 per 10,000 units	2013/04/29	300,000,000	2012/09/21
67818	Merrill Lynch Int'l & Co. C.V.	HSI R Bull CBBC Jan 2013 K	0.250	20,328 per 10,000 units	20,528 per 10,000 units	2013/01/30	60,000,000	2012/09/21
67819	Merrill Lynch Int'l & Co. C.V.	HSI R Bull CBBC Jan 2013 L	0.250	20,228 per 10,000 units	20,428 per 10,000 units	2013/01/30	60,000,000	2012/09/21
67857	Merrill Lynch Int'l & Co. C.V.	HSI R Bull CBBC Jan 2013 M	0.250	20,128 per 10,000 units	20,328 per 10,000 units	2013/01/30	60,000,000	2012/09/21
67885	Merrill Lynch Int'l & Co. C.V.	HSI R Bull CBBC Jan 2013 N	0.250	20,028 per 10,000 units	20,228 per 10,000 units	2013/01/30	60,000,000	2012/09/21
67893	Merrill Lynch Int'l & Co. C.V.	HSI R Bull CBBC Jan 2013 O	0.250	19,928 per 10,000 units	20,128 per 10,000 units	2013/01/30	60,000,000	2012/09/21
67894	Merrill Lynch Int'l & Co. C.V.	HSI R Bull CBBC Jan 2013 P	0.250	19,828 per 10,000 units	20,028 per 10,000 units	2013/01/30	60,000,000	2012/09/21
67895	Merrill Lynch Int'l & Co. C.V.	HSI R Bull CBBC Jan 2013 Q	0.250	19,728 per 10,000 units	19,928 per 10,000 units	2013/01/30	60,000,000	2012/09/21
67897	Merrill Lynch Int'l & Co. C.V.	HSI R Bull CBBC Jan 2013 R	0.250	19,628 per 10,000 units	19,828 per 10,000 units	2013/01/30	60,000,000	2012/09/21
67665	Merrill Lynch Int'l & Co. C.V.	HSI R Bear CBBC Jan 2013 G	0.250	21,488 per 10,000 units	21,288 per 10,000 units	2013/01/30	60,000,000	2012/09/21
67706	Merrill Lynch Int'l & Co. C.V.	HSI R Bear CBBC Jan 2013 H	0.250	21,388 per 10,000 units	21,188 per 10,000 units	2013/01/30	60,000,000	2012/09/21
67710	Merrill Lynch Int'l & Co. C.V.	HSI R Bear CBBC Jan 2013 I	0.250	21,188 per 10,000 units	20,988 per 10,000 units	2013/01/30	60,000,000	2012/09/21
67739	Merrill Lynch Int'l & Co. C.V.	HSI R Bear CBBC Jan 2013 J	0.250	21,088 per 10,000 units	20,888 per 10,000 units	2013/01/30	60,000,000	2012/09/21
67814	Merrill Lynch Int'l & Co. C.V.	HSI R Bear CBBC Jan 2013 K	0.250	20,888 per 10,000 units	20,688 per 10,000 units	2013/01/30	60,000,000	2012/09/21
65877	SGA Societe Generale Acceptance N.V.	HSI R Bull CBBC Jan 13K	0.250	19,550 per 10,000 units	19,750 per 10,000 units	2013/01/30	300,000,000	2012/09/21
65878	SGA Societe Generale Acceptance N.V.	HSI R Bull CBBC Jan 13L	0.250	19,300 per 10,000 units	19,500 per 10,000 units	2013/01/30	300,000,000	2012/09/21
66914	SGA Societe Generale Acceptance N.V.	HSI R Bull CBBC Jan 13M	0.250	20,350 per 10,000 units	20,550 per 10,000 units	2013/01/30	300,000,000	2012/09/21
66871	SGA Societe Generale Acceptance N.V.	HSI R Bull CBBC Feb 13I	0.250	20,250 per 10,000 units	20,450 per 10,000 units	2013/02/27	300,000,000	2012/09/21
66873	SGA Societe Generale Acceptance N.V.	HSI R Bull CBBC Feb 13J	0.250	20,100 per 10,000 units	20,300 per 10,000 units	2013/02/27	300,000,000	2012/09/21
66876	SGA Societe Generale Acceptance N.V.	HSI R Bull CBBC Feb 13K	0.250	19,950 per 10,000 units	20,150 per 10,000 units	2013/02/27	300,000,000	2012/09/21
66867	SGA Societe Generale Acceptance N.V.	HSI R Bear CBBC Dec 12P	0.250	21,000 per 10,000 units	20,800 per 10,000 units	2012/12/28	300,000,000	2012/09/21
66866	SGA Societe Generale Acceptance N.V.	HSI R Bear CBBC Dec 12R	0.250	21,100 per 10,000 units	20,900 per 10,000 units	2012/12/28	300,000,000	2012/09/21
65876	SGA Societe Generale Acceptance N.V.	HSI R Bear CBBC Jan 13L	0.250	20,300 per 10,000 units	20,100 per 10,000 units	2013/01/30	300,000,000	2012/09/21
65993	SGA Societe Generale Acceptance N.V.	HSI R Bear CBBC Jan 13M	0.250	21,300 per 10,000 units	21,100 per 10,000 units	2013/01/30	300,000,000	2012/09/21
66002	SGA Societe Generale Acceptance N.V.	HSI R Bear CBBC Jan 13N	0.250	21,400 per 10,000 units	21,200 per 10,000 units	2013/01/30	300,000,000	2012/09/21
66006	SGA Societe Generale Acceptance N.V.	HSI R Bear CBBC Jan 13O	0.250	21,500 per 10,000 units	21,300 per 10,000 units	2013/01/30	300,000,000	2012/09/21
66038	SGA Societe Generale Acceptance N.V.	HSI R Bear CBBC Jan 13P	0.250	21,600 per 10,000 units	21,400 per 10,000 units	2013/01/30	300,000,000	2012/09/21
66042	SGA Societe Generale Acceptance N.V.	HSI R Bear CBBC Jan 13Q	0.290	22,000 per 10,000 units	21,800 per 10,000 units	2013/01/30	300,000,000	2012/09/21
66050	SGA Societe Generale Acceptance N.V.	HSI R Bear CBBC Jan 13R	0.305	22,100 per 10,000 units	21,900 per 10,000 units	2013/01/30	300,000,000	2012/09/21

Newly listed callable bull/bear contracts in 2012 (continued)

Code	Issuer	Name of issue	Issue prices (HK\$)	Strike price (HKD) / Strike level per 10 units	Call price (HKD) / Call level per 10 units	Expiry date	No. of issue (units)	Listing date
65963	SGA Societe Generale Acceptance N.V.	HSI R Bear CBBC Feb 13A	0.340	22,300 per 10,000 units	22,100 per 10,000 units	2013/02/27	300,000,000	2012/09/21
65967	SGA Societe Generale Acceptance N.V.	HSI R Bear CBBC Feb 13B	0.355	22,400 per 10,000 units	22,200 per 10,000 units	2013/02/27	300,000,000	2012/09/21
65979	SGA Societe Generale Acceptance N.V.	HSI R Bear CBBC Feb 13C	0.365	22,500 per 10,000 units	22,300 per 10,000 units	2013/02/27	300,000,000	2012/09/21
65980	SGA Societe Generale Acceptance N.V.	HSI R Bear CBBC Feb 13D	0.375	22,600 per 10,000 units	22,400 per 10,000 units	2013/02/27	300,000,000	2012/09/21
65990	SGA Societe Generale Acceptance N.V.	HSI R Bear CBBC Feb 13E	0.385	22,700 per 10,000 units	22,500 per 10,000 units	2013/02/27	300,000,000	2012/09/21
67341	UBS AG	China Life R Bull CBBC Mar 2013 B	0.250	20.88	21.88	2013/03/25	100,000,000	2012/09/21
67417	UBS AG	CNOOC R Bull CBBC Mar 2013 A	0.250	14.08	14.88	2013/03/04	100,000,000	2012/09/21
67514	UBS AG	HKEx R Bull CBBC May 2013 B	0.250	104 per 100 units	110 per 100 units	2013/05/20	100,000,000	2012/09/21
67482	UBS AG	HKEx R Bear CBBC Mar 2013 A	0.265	141 per 100 units	135 per 100 units	2013/03/25	100,000,000	2012/09/21
67591	UBS AG	HSBC R Bull CBBC Jun 2013 A	0.250	67 per 100 units	70 per 100 units	2013/06/03	100,000,000	2012/09/21
67588	UBS AG	HSBC R Bear CBBC Feb 2013 B	0.250	88 per 100 units	85 per 100 units	2013/02/25	100,000,000	2012/09/21
68014	UBS AG	HSI R Bull CBBC Dec 2012 G	0.250	19,750 per 10,000 units	19,950 per 10,000 units	2012/12/28	300,000,000	2012/09/21
68051	UBS AG	HSI R Bull CBBC Dec 2012 N	0.250	20,400 per 10,000 units	20,600 per 10,000 units	2012/12/28	300,000,000	2012/09/21
68017	UBS AG	HSI R Bull CBBC Mar 2013 N	0.250	20,100 per 10,000 units	20,300 per 10,000 units	2013/03/27	300,000,000	2012/09/21
68015	UBS AG	HSI R Bull CBBC Apr 2013 K	0.250	19,950 per 10,000 units	20,150 per 10,000 units	2013/04/29	300,000,000	2012/09/21
68049	UBS AG	HSI R Bull CBBC May 2013 L	0.250	20,250 per 10,000 units	20,450 per 10,000 units	2013/05/30	300,000,000	2012/09/21
66081	UBS AG	HSI R Bear CBBC Dec 2012 K	0.250	20,400 per 10,000 units	20,200 per 10,000 units	2012/12/28	300,000,000	2012/09/21
66067	UBS AG	HSI R Bear CBBC Dec 2012 O	0.250	20,700 per 10,000 units	20,500 per 10,000 units	2012/12/28	300,000,000	2012/09/21
66080	UBS AG	HSI R Bear CBBC Mar 2013 P	0.250	20,550 per 10,000 units	20,350 per 10,000 units	2013/03/27	300,000,000	2012/09/21
66085	UBS AG	HSI R Bear CBBC Jun 2013 F	0.250	20,250 per 10,000 units	20,050 per 10,000 units	2013/06/27	300,000,000	2012/09/21
68005	UBS AG	HSI R Bear CBBC Jul 2013 B	0.250	22,100 per 10,000 units	21,900 per 10,000 units	2013/07/30	300,000,000	2012/09/21
68002	UBS AG	HSI R Bear CBBC Aug 2013 A	0.250	22,500 per 10,000 units	22,300 per 10,000 units	2013/08/29	300,000,000	2012/09/21
67401	UBS AG	ICBC R Bull CBBC Jun 2013 A	0.250	3.95	4.25	2013/06/24	100,000,000	2012/09/21
67515	UBS AG	SHK Ppt R Bear CBBC Apr 2013 A	0.250	134 per 100 units	130 per 100 units	2013/04/29	100,000,000	2012/09/21
62022*	Merrill Lynch Int'l & Co. C.V.	HSI R Bear CBBC Dec 2012 A	0.031	21,000 per 10,000 units	20,800 per 10,000 units	2012/12/28	340,000,000	2012/09/21
66837*	HK Bank	China Mobile R Bull CBBC Feb 2013 B	0.058	76.88 per 100 units	79.88 per 100 units	2013/02/04	200,000,000	2012/09/21
68207	Credit Suisse AG	A50 China R Bull CBBC Feb 2013 A	0.250	8.2	8.5	2013/02/25	50,000,000	2012/09/24
68237	Credit Suisse AG	A50 China R Bull CBBC Feb 2013 B	0.250	8.65	8.95	2013/02/25	50,000,000	2012/09/24
68240	Credit Suisse AG	A50 China R Bull CBBC Feb 2013 C	0.250	9	9.3	2013/02/25	50,000,000	2012/09/24
68245	Credit Suisse AG	A50 China R Bear CBBC Feb 2013 A	0.250	10.98	10.68	2013/02/25	50,000,000	2012/09/24
68250	Credit Suisse AG	HSI R Bull CBBC Apr 2013 A	0.250	20,350 per 10,000 units	20,550 per 10,000 units	2013/04/29	350,000,000	2012/09/24
68253	Credit Suisse AG	HSI R Bull CBBC Apr 2013 B	0.250	20,200 per 10,000 units	20,400 per 10,000 units	2013/04/29	350,000,000	2012/09/24
68255	Credit Suisse AG	HSI R Bull CBBC Apr 2013 C	0.250	20,050 per 10,000 units	20,250 per 10,000 units	2013/04/29	350,000,000	2012/09/24
68263	Credit Suisse AG	HSI R Bull CBBC Apr 2013 D	0.250	19,800 per 10,000 units	20,000 per 10,000 units	2013/04/29	350,000,000	2012/09/24
68339	Credit Suisse AG	HSI R Bull CBBC Apr 2013 E	0.250	20,458 per 10,000 units	20,658 per 10,000 units	2013/04/29	350,000,000	2012/09/24
68265	Credit Suisse AG	HSI R Bear CBBC Jan 2013 F	0.250	20,850 per 10,000 units	20,650 per 10,000 units	2013/01/30	350,000,000	2012/09/24
68332	Credit Suisse AG	HSI R Bear CBBC Jul 2013 A	0.280	23,250 per 10,000 units	23,050 per 10,000 units	2013/07/30	350,000,000	2012/09/24
68333	Credit Suisse AG	HSI R Bear CBBC Jul 2013 B	0.300	23,450 per 10,000 units	23,250 per 10,000 units	2013/07/30	350,000,000	2012/09/24
68334	Credit Suisse AG	HSI R Bear CBBC Jul 2013 C	0.310	23,550 per 10,000 units	23,350 per 10,000 units	2013/07/30	350,000,000	2012/09/24
68338	Credit Suisse AG	HSI R Bear CBBC Jul 2013 D	0.320	23,650 per 10,000 units	23,450 per 10,000 units	2013/07/30	350,000,000	2012/09/24
68343	Goldman Sachs SP (Asia)	HSI R Bull CBBC Dec 2012 P	0.253	19,888 per 10,000 units	20,088 per 10,000 units	2012/12/28	150,000,000	2012/09/24

Newly listed callable bull/bear contracts in 2012 (continued)

Code	Issuer	Name of issue	Issue prices (HK\$)	Strike price (HKD) / Strike level per 10 units	Call price (HKD) / Call level per 10 units	Expiry date	No. of issue (units)	Listing date
68340	Goldman Sachs SP (Asia)	HSI R Bear CBBC Dec 2012 U	0.253	22,138 per 10,000 units	21,938 per 10,000 units	2012/12/28	150,000,000	2012/09/24
68341	Goldman Sachs SP (Asia)	HSI R Bear CBBC Dec 2012 V	0.250	22,038 per 10,000 units	21,838 per 10,000 units	2012/12/28	150,000,000	2012/09/24
68342	Goldman Sachs SP (Asia)	HSI R Bear CBBC Dec 2012 W	0.251	21,938 per 10,000 units	21,738 per 10,000 units	2012/12/28	150,000,000	2012/09/24
68134	HK Bank	CC Bank R Bull CBBC Jun 2013 A	0.250	4.68	4.98	2013/06/28	60,000,000	2012/09/24
68076	HK Bank	Cheung Kong R Bull CBBC Jun 2013 A	0.250	98.80 per 100 units	104.80 per 100 units	2013/06/28	60,000,000	2012/09/24
68084	HK Bank	HKEx R Bull CBBC May 2013 B	0.250	104.88 per 100 units	110.88 per 100 units	2013/05/03	60,000,000	2012/09/24
68088	HK Bank	HKEx R Bull CBBC May 2013 C	0.250	97.88 per 100 units	103.88 per 100 units	2013/05/10	60,000,000	2012/09/24
68064	HK Bank	HSI R Bull CBBC Mar 2013 K	0.250	19,728 per 20,000 units	20,028 per 20,000 units	2013/03/27	200,000,000	2012/09/24
68075	HK Bank	HSI R Bull CBBC Mar 2013 L	0.250	19,988 per 15,000 units	20,188 per 15,000 units	2013/03/27	100,000,000	2012/09/24
68079	HK Bank	SHK Ppt R Bull CBBC Mar 2013 A	0.250	102.80 per 100 units	106.80 per 100 units	2013/03/28	60,000,000	2012/09/24
68104	HK Bank	TCH R Bull CBBC May 2013 A	0.250	234.88 per 100 units	242.88 per 100 units	2013/05/20	50,000,000	2012/09/24
68344	Merrill Lynch Int'l & Co. C.V.	HSI R Bull CBBC Jan 2013 S	0.250	20,428 per 10,000 units	20,628 per 10,000 units	2013/01/30	60,000,000	2012/09/24
68179	SGA Societe Generale Acceptance N.V.	HSI R Bull CBBC Dec 12O	0.250	20,050 per 10,000 units	20,250 per 10,000 units	2012/12/28	300,000,000	2012/09/24
68197	SGA Societe Generale Acceptance N.V.	HSI R Bull CBBC Dec 12Q	0.250	19,850 per 10,000 units	20,050 per 10,000 units	2012/12/28	300,000,000	2012/09/24
68203	SGA Societe Generale Acceptance N.V.	HSI R Bull CBBC Dec 12R	0.250	19,650 per 10,000 units	19,850 per 10,000 units	2012/12/28	300,000,000	2012/09/24
68172	SGA Societe Generale Acceptance N.V.	HSI R Bull CBBC Dec 12W	0.250	20,200 per 10,000 units	20,400 per 10,000 units	2012/12/28	300,000,000	2012/09/24
68199	SGA Societe Generale Acceptance N.V.	HSI R Bull CBBC Dec 12Y	0.250	19,750 per 10,000 units	19,950 per 10,000 units	2012/12/28	300,000,000	2012/09/24
68295	UBS AG	AIA R Bear CBBC Mar 2013 A	0.310	31.88	30.88	2013/03/18	100,000,000	2012/09/24
68273	UBS AG	China Life R Bear CBBC Mar 2013 C	0.425	26.88	25.88	2013/03/04	100,000,000	2012/09/24
68319	UBS AG	Galaxy Ent R Bear CBBC Feb 2013 D	0.425	28.88	27.88	2013/02/25	50,000,000	2012/09/24
68297	UBS AG	HKEx R Bear CBBC Mar 2013 B	0.310	151 per 100 units	145 per 100 units	2013/03/04	100,000,000	2012/09/24
68357	UBS AG	HSI R Bull CBBC Jan 2013 J	0.250	20,150 per 10,000 units	20,350 per 10,000 units	2013/01/30	300,000,000	2012/09/24
68358	UBS AG	HSI R Bull CBBC Jan 2013 O	0.250	20,000 per 10,000 units	20,200 per 10,000 units	2013/01/30	300,000,000	2012/09/24
68355	UBS AG	HSI R Bull CBBC Mar 2013 O	0.250	20,450 per 10,000 units	20,650 per 10,000 units	2013/03/27	300,000,000	2012/09/24
68356	UBS AG	HSI R Bull CBBC Mar 2013 P	0.250	20,300 per 10,000 units	20,500 per 10,000 units	2013/03/27	300,000,000	2012/09/24
68351	UBS AG	HSI R Bear CBBC Jan 2013 L	0.250	22,700 per 10,000 units	22,500 per 10,000 units	2013/01/30	300,000,000	2012/09/24
68268	UBS AG	HSI R Bear CBBC Feb 2013 V	0.250	20,900 per 10,000 units	20,700 per 10,000 units	2013/02/27	300,000,000	2012/09/24
68345	UBS AG	HSI R Bear CBBC Mar 2013 Q	0.250	23,000 per 10,000 units	22,800 per 10,000 units	2013/03/27	300,000,000	2012/09/24
68353	UBS AG	HSI R Bear CBBC Mar 2013 R	0.250	22,350 per 10,000 units	22,150 per 10,000 units	2013/03/27	300,000,000	2012/09/24
68346	UBS AG	HSI R Bear CBBC Apr 2013 O	0.250	22,850 per 10,000 units	22,650 per 10,000 units	2013/04/29	300,000,000	2012/09/24
68329	UBS AG	Hutchison R Bull CBBC Jun 2013 B	0.250	67 per 100 units	70 per 100 units	2013/06/03	100,000,000	2012/09/24
68321	UBS AG	Hutchison R Bear CBBC Mar 2013 C	0.250	98 per 100 units	95 per 100 units	2013/03/11	100,000,000	2012/09/24
68390	BNP Paribas Arbit Issu B.V.	HSI R Bear CBBC Feb 2013 I	0.250	20,900 per 10,000 units	20,700 per 10,000 units	2013/02/27	200,000,000	2012/09/25
68363	Credit Suisse AG	HSI R Bull CBBC Jan 2013 S	0.250	19,950 per 10,000 units	20,150 per 10,000 units	2013/01/30	350,000,000	2012/09/25
68360	Credit Suisse AG	HSI R Bull CBBC Jan 2013 W	0.250	20,300 per 10,000 units	20,500 per 10,000 units	2013/01/30	350,000,000	2012/09/25
68361	Credit Suisse AG	HSI R Bull CBBC Jan 2013 X	0.250	20,150 per 10,000 units	20,350 per 10,000 units	2013/01/30	350,000,000	2012/09/25
68364	Credit Suisse AG	HSI R Bear CBBC Jan 2013 G	0.250	20,900 per 10,000 units	20,700 per 10,000 units	2013/01/30	350,000,000	2012/09/25
68388	Credit Suisse AG	HSI R Bear CBBC Jan 2013 K	0.250	20,802 per 10,000 units	20,602 per 10,000 units	2013/01/30	350,000,000	2012/09/25
68393	Goldman Sachs SP (Asia)	HSI R Bear CBBC Dec 2012 X	0.254	20,838 per 10,000 units	20,638 per 10,000 units	2012/12/28	120,000,000	2012/09/25
68406	Goldman Sachs SP (Asia)	HSI R Bear CBBC Dec 2012 Y	0.259	20,938 per 10,000 units	20,738 per 10,000 units	2012/12/28	120,000,000	2012/09/25
68359	HK Bank	AIA R Bull CBBC Mar 2013 B	0.400	25.28	26.28	2013/03/25	50,000,000	2012/09/25
68375	SGA Societe Generale Acceptance N.V.	HSI R Bull CBBC Dec 12T	0.250	20,400 per 10,000 units	20,600 per 10,000 units	2012/12/28	300,000,000	2012/09/25
68376	SGA Societe Generale Acceptance N.V.	HSI R Bull CBBC Dec 12U	0.250	20,300 per 10,000 units	20,500 per 10,000 units	2012/12/28	300,000,000	2012/09/25

Newly listed callable bull/bear contracts in 2012 (continued)

Code	Issuer	Name of issue	Issue prices (HK\$)	Strike price (HKD) / Strike level per 10 units	Call price (HKD) / Call level per 10 units	Expiry date	No. of issue (units)	Listing date
68374	SGA Societe Generale Acceptance N.V.	HSI R Bull CBBC Dec 12V	0.250	20,450 per 10,000 units	20,650 per 10,000 units	2012/12/28	300,000,000	2012/09/25
68377	SGA Societe Generale Acceptance N.V.	HSI R Bull CBBC Dec 12X	0.250	20,150 per 10,000 units	20,350 per 10,000 units	2012/12/28	300,000,000	2012/09/25
68378	SGA Societe Generale Acceptance N.V.	HSI R Bull CBBC Dec 12Z	0.250	20,000 per 10,000 units	20,200 per 10,000 units	2012/12/28	300,000,000	2012/09/25
68385	UBS AG	HSI R Bull CBBC Dec 2012 O	0.250	19,900 per 10,000 units	20,100 per 10,000 units	2012/12/28	300,000,000	2012/09/25
68382	UBS AG	HSI R Bull CBBC May 2013 M	0.250	20,050 per 10,000 units	20,250 per 10,000 units	2013/05/30	300,000,000	2012/09/25
68380	UBS AG	HSI R Bull CBBC Jul 2013 D	0.250	20,350 per 10,000 units	20,550 per 10,000 units	2013/07/30	300,000,000	2012/09/25
68381	UBS AG	HSI R Bull CBBC Jul 2013 E	0.250	20,200 per 10,000 units	20,400 per 10,000 units	2013/07/30	300,000,000	2012/09/25
68379	UBS AG	HSI R Bear CBBC Jul 2013 C	0.250	20,950 per 10,000 units	20,750 per 10,000 units	2013/07/30	300,000,000	2012/09/25
68387	UBS AG	TCH R Bear CBBC Apr 2013 C	0.340	288 per 100 units	280 per 100 units	2013/04/08	100,000,000	2012/09/25
68445	BNP Paribas Arbit Issu B.V.	HSI R Bull CBBC May 2013 G	0.250	20,600 per 10,000 units	20,800 per 10,000 units	2013/05/30	200,000,000	2012/09/26
68447	BNP Paribas Arbit Issu B.V.	HSI R Bull CBBC May 2013 H	0.250	20,500 per 10,000 units	20,700 per 10,000 units	2013/05/30	200,000,000	2012/09/26
68462	Credit Suisse AG	HSI R Bull CBBC Feb 2013 L	0.250	20,610 per 12,000 units	20,810 per 12,000 units	2013/02/27	350,000,000	2012/09/26
68460	Credit Suisse AG	HSI R Bull CBBC Feb 2013 X	0.250	20,500 per 10,000 units	20,700 per 10,000 units	2013/02/27	350,000,000	2012/09/26
68481	Credit Suisse AG	HSI R Bull CBBC Feb 2013 Y	0.250	20,640 per 10,000 units	20,840 per 10,000 units	2013/02/27	350,000,000	2012/09/26
68441	Credit Suisse AG	HSI R Bear CBBC Feb 2013 F	0.250	20,950 per 10,000 units	20,750 per 10,000 units	2013/02/27	350,000,000	2012/09/26
68451	Credit Suisse AG	HSI R Bear CBBC Feb 2013 O	0.250	21,050 per 10,000 units	20,850 per 10,000 units	2013/02/27	350,000,000	2012/09/26
68483	Citigroup Global Mkt H Inc.	HSI R Bull CBBC Mar 2013 G	0.250	20,200 per 10,000 units	20,400 per 10,000 units	2013/03/27	60,000,000	2012/09/26
68484	Citigroup Global Mkt H Inc.	HSI R Bear CBBC Jan 2013 I	0.250	21,800 per 10,000 units	21,600 per 10,000 units	2013/01/30	60,000,000	2012/09/26
68485	Citigroup Global Mkt H Inc.	HSI R Bear CBBC Jan 2013 J	0.250	22,000 per 10,000 units	21,800 per 10,000 units	2013/01/30	60,000,000	2012/09/26
68489	Daiwa Capital Mkt	HSI R Bull CBBC Apr 2013 B	0.250	20,638 per 10,000 units	20,838 per 10,000 units	2013/04/29	158,000,000	2012/09/26
68497	Goldman Sachs SP (Asia)	HSI R Bull CBBC Dec 2012 Q	0.262	20,588 per 10,000 units	20,788 per 10,000 units	2012/12/28	150,000,000	2012/09/26
68498	Goldman Sachs SP (Asia)	HSI R Bull CBBC Dec 2012 R	0.264	20,488 per 10,000 units	20,688 per 10,000 units	2012/12/28	150,000,000	2012/09/26
68496	Goldman Sachs SP (Asia)	HSI R Bear CBBC Dec 2012 C	0.279	22,238 per 10,000 units	22,038 per 10,000 units	2012/12/28	150,000,000	2012/09/26
68495	Goldman Sachs SP (Asia)	HSI R Bear CBBC Dec 2012 Z	0.267	22,338 per 10,000 units	22,138 per 10,000 units	2012/12/28	150,000,000	2012/09/26
68409	HK Bank	CUni R Bull CBBC Jun 2013 A	0.250	11.08	12.08	2013/06/24	40,000,000	2012/09/26
68411	HK Bank	CNOOC R Bull CBBC Mar 2013 A	0.400	12.18	12.98	2013/03/20	50,000,000	2012/09/26
68422	HK Bank	CNOOC R Bull CBBC Jun 2013 A	0.250	14.18	14.98	2013/06/17	50,000,000	2012/09/26
68424	HK Bank	Galaxy Ent R Bull CBBC May 2013 A	0.420	21.38	22.38	2013/05/13	40,000,000	2012/09/26
68423	HK Bank	Galaxy Ent R Bear CBBC Feb 2013 B	0.350	28.68	27.68	2013/02/18	40,000,000	2012/09/26
68407	HK Bank	HSI R Bull CBBC Apr 2013 G	0.250	19,788 per 15,000 units	19,988 per 15,000 units	2013/04/29	100,000,000	2012/09/26
68425	HK Bank	Hutchison R Bull CBBC Jun 2013 B	0.250	68.88 per 100 units	71.88 per 100 units	2013/06/24	60,000,000	2012/09/26
68410	HK Bank	SHK Ppt R Bear CBBC May 2013 A	0.250	132.88 per 100 units	128.88 per 100 units	2013/05/06	50,000,000	2012/09/26
68426	J P Morgan SP BV	HSI R Bear CBBC May 2013 J	0.250	23,000 per 10,000 units	22,800 per 10,000 units	2013/05/30	300,000,000	2012/09/26
68427	J P Morgan SP BV	HSI R Bear CBBC May 2013 K	0.250	22,700 per 10,000 units	22,500 per 10,000 units	2013/05/30	300,000,000	2012/09/26
68428	J P Morgan SP BV	HSI R Bear CBBC May 2013 L	0.250	22,500 per 10,000 units	22,300 per 10,000 units	2013/05/30	300,000,000	2012/09/26
68429	J P Morgan SP BV	HSI R Bear CBBC May 2013 M	0.250	22,200 per 10,000 units	22,000 per 10,000 units	2013/05/30	300,000,000	2012/09/26
68438	J P Morgan SP BV	HSI R Bear CBBC May 2013 N	0.250	22,000 per 10,000 units	21,800 per 10,000 units	2013/05/30	300,000,000	2012/09/26
68439	J P Morgan SP BV	HSI R Bear CBBC May 2013 O	0.250	21,700 per 10,000 units	21,500 per 10,000 units	2013/05/30	300,000,000	2012/09/26
68499	Merrill Lynch Int'l & Co. C.V.	HSI R Bull CBBC Jan 2013 T	0.250	20,528 per 10,000 units	20,728 per 10,000 units	2013/01/30	60,000,000	2012/09/26
68491	SGA Societe Generale Acceptance N.V.	HSI R Bull CBBC Feb 13L	0.250	20,600 per 10,000 units	20,800 per 10,000 units	2013/02/27	300,000,000	2012/09/26
68492	SGA Societe Generale Acceptance N.V.	HSI R Bull CBBC Feb 13M	0.250	20,500 per 10,000 units	20,700 per 10,000 units	2013/02/27	300,000,000	2012/09/26
68493	SGA Societe Generale Acceptance N.V.	HSI R Bear CBBC Feb 13F	0.250	21,050 per 10,000 units	20,850 per 10,000 units	2013/02/27	300,000,000	2012/09/26
68474	UBS AG	China Mobile R Bull CBBC Jun 2013 A	0.250	79.50 per 100 units	82.50 per 100 units	2013/06/17	100,000,000	2012/09/26

Newly listed callable bull/bear contracts in 2012 (continued)

Code	Issuer	Name of issue	Issue prices (HK\$)	Strike price (HKD) / Strike level per 10 units	Call price (HKD) / Call level per 10 units	Expiry date	No. of issue (units)	Listing date
68476	UBS AG	CC Bank R Bull CBBC Jul 2013 B	0.250	4.7	5	2013/07/29	100,000,000	2012/09/26
68461	UBS AG	China Life R Bear CBBC Apr 2013 A	0.500	27.88	26.88	2013/04/08	100,000,000	2012/09/26
68477	UBS AG	HSBC R Bear CBBC Mar 2013 A	0.250	93 per 100 units	90 per 100 units	2013/03/18	100,000,000	2012/09/26
68494	UBS AG	HSI R Bull CBBC Apr 2013 L	0.250	20,600 per 10,000 units	20,800 per 10,000 units	2013/04/29	300,000,000	2012/09/26
68442	UBS AG	HSI R Bear CBBC Feb 2013 W	0.250	22,000 per 10,000 units	21,800 per 10,000 units	2013/02/27	300,000,000	2012/09/26
68443	UBS AG	HSI R Bear CBBC Apr 2013 P	0.250	21,000 per 10,000 units	20,800 per 10,000 units	2013/04/29	300,000,000	2012/09/26
64140*	HK Bank	A50 R Bull CBBC Mar 2013 C	0.053	8.68	8.98	2013/03/25	200,000,000	2012/09/26
62717*	HK Bank	HSI R Bear CBBC Feb 2013 A	0.092	22,388 per 20,000 units	22,088 per 20,000 units	2013/02/27	200,000,000	2012/09/26
68558	BNP Paribas Arbit Issu B.V.	HSI R Bear CBBC Feb 2013 J	0.250	21,000 per 10,000 units	20,800 per 10,000 units	2013/02/27	200,000,000	2012/09/27
68535	Credit Suisse AG	HSI R Bull CBBC Mar 2013 L	0.250	20,600 per 10,000 units	20,800 per 10,000 units	2013/03/27	350,000,000	2012/09/27
68543	Credit Suisse AG	HSI R Bear CBBC Mar 2013 N	0.250	23,200 per 10,000 units	23,000 per 10,000 units	2013/03/27	350,000,000	2012/09/27
68555	Credit Suisse AG	HSI R Bear CBBC Mar 2013 O	0.250	21,000 per 10,000 units	20,800 per 10,000 units	2013/03/27	350,000,000	2012/09/27
68557	Goldman Sachs SP (Asia)	HSI R Bear CBBC Dec 2012 D	0.252	21,038 per 10,000 units	20,838 per 10,000 units	2012/12/28	150,000,000	2012/09/27
68523	HK Bank	BOCL R Bull CBBC Sep 2013 A	0.250	2.6	2.78	2013/09/18	60,000,000	2012/09/27
68526	HK Bank	China Mobile R Bull CBBC Jun 2013 A	0.250	78.38 per 100 units	80.88 per 100 units	2013/06/17	60,000,000	2012/09/27
68529	HK Bank	China Mobile R Bull CBBC Jul 2013 A	0.250	80.38 per 100 units	82.88 per 100 units	2013/07/08	60,000,000	2012/09/27
68525	HK Bank	CC Bank R Bull CBBC Jul 2013 A	0.250	4.58	4.88	2013/07/22	60,000,000	2012/09/27
68500	HK Bank	A50 R Bull CBBC Jun 2013 A	0.250	7.28	7.58	2013/06/24	100,000,000	2012/09/27
68532	HK Bank	HSI R Bear CBBC Jul 2013 A	0.250	24,328 per 20,000 units	24,028 per 20,000 units	2013/07/30	200,000,000	2012/09/27
68501	HK Bank	ICBC R Bull CBBC Jul 2013 A	0.250	4.03	4.28	2013/07/08	60,000,000	2012/09/27
68534	HK Bank	Sands China R Bull CBBC Dec 2013 C	0.250	23.08 per 100 units	26.08 per 100 units	2013/12/18	50,000,000	2012/09/27
68548	UBS AG	HSI R Bull CBBC May 2013 N	0.250	20,550 per 10,000 units	20,750 per 10,000 units	2013/05/30	300,000,000	2012/09/27
68556	UBS AG	HSI R Bear CBBC Jan 2013 M	0.250	20,800 per 10,000 units	20,600 per 10,000 units	2013/01/30	300,000,000	2012/09/27
68614	BNP Paribas Arbit Issu B.V.	HSI R Bull CBBC Sep 2013 A	0.250	20,500 per 10,000 units	20,700 per 10,000 units	2013/09/27	200,000,000	2012/09/28
68563	Credit Suisse AG	HSI R Bull CBBC Jan 2013 Y	0.250	20,548 per 10,000 units	20,748 per 10,000 units	2013/01/30	350,000,000	2012/09/28
68564	Credit Suisse AG	HSI R Bear CBBC Jan 2013 O	0.250	21,080 per 10,000 units	20,880 per 10,000 units	2013/01/30	350,000,000	2012/09/28
68559	Bank of East Asia	COVS R Bear CBBC Apr 2013 A	0.330	22.6	21.6	2013/04/02	60,000,000	2012/09/28
68570	J P Morgan SP BV	HSI R Bull CBBC Jun 2013 A	0.250	20,200 per 10,000 units	20,400 per 10,000 units	2013/06/27	300,000,000	2012/09/28
68572	J P Morgan SP BV	HSI R Bull CBBC Jun 2013 B	0.250	20,000 per 10,000 units	20,200 per 10,000 units	2013/06/27	300,000,000	2012/09/28
68574	J P Morgan SP BV	HSI R Bear CBBC Apr 2013 D	0.250	22,100 per 10,000 units	21,900 per 10,000 units	2013/04/29	300,000,000	2012/09/28
68575	J P Morgan SP BV	HSI R Bear CBBC Apr 2013 E	0.250	21,900 per 10,000 units	21,700 per 10,000 units	2013/04/29	300,000,000	2012/09/28
68576	J P Morgan SP BV	HSI R Bear CBBC Apr 2013 F	0.250	21,800 per 10,000 units	21,600 per 10,000 units	2013/04/29	300,000,000	2012/09/28
68580	J P Morgan SP BV	HSI R Bear CBBC Apr 2013 G	0.250	21,600 per 10,000 units	21,400 per 10,000 units	2013/04/29	300,000,000	2012/09/28
68612	SGA Societe Generale Acceptance N.V.	HSI R Bear CBBC Dec 12N	0.250	20,950 per 10,000 units	20,750 per 10,000 units	2012/12/28	300,000,000	2012/09/28
68611	SGA Societe Generale Acceptance N.V.	HSI R Bear CBBC Dec 12Q	0.250	21,200 per 10,000 units	21,000 per 10,000 units	2012/12/28	300,000,000	2012/09/28
68583	SGA Societe Generale Acceptance N.V.	HSI R Bear CBBC Jan 13S	0.310	22,900 per 10,000 units	22,700 per 10,000 units	2013/01/30	300,000,000	2012/09/28
68584	SGA Societe Generale Acceptance N.V.	HSI R Bear CBBC Jan 13T	0.300	22,800 per 10,000 units	22,600 per 10,000 units	2013/01/30	300,000,000	2012/09/28
68587	SGA Societe Generale Acceptance N.V.	HSI R Bear CBBC Jan 13U	0.250	22,350 per 10,000 units	22,150 per 10,000 units	2013/01/30	300,000,000	2012/09/28
68609	SGA Societe Generale Acceptance N.V.	HSI R Bear CBBC Jan 13V	0.250	22,250 per 10,000 units	22,050 per 10,000 units	2013/01/30	300,000,000	2012/09/28
68615	UBS AG	HSCEI R Bull CBBC Jan 2013 B	0.250	9,300 per 10,000 units	9,500 per 10,000 units	2013/01/30	100,000,000	2012/09/28
68616	UBS AG	HSI R Bull CBBC Jan 2013 W	0.250	20,500 per 10,000 units	20,700 per 10,000 units	2013/01/30	300,000,000	2012/09/28
68618	UBS AG	HSI R Bull CBBC Aug 2013 D	0.250	18,900 per 38,000 units	19,300 per 38,000 units	2013/08/29	300,000,000	2012/09/28

Newly listed callable bull/bear contracts in 2012 (continued)

Code	Issuer	Name of issue	Issue prices (HK\$)	Strike price (HKD) / Strike level per 10 units	Call price (HKD) / Call level per 10 units	Expiry date	No. of issue (units)	Listing date
68617	UBS AG	HSI R Bear CBBC Dec 2012 P	0.250	21,350 per 10,000 units	21,150 per 10,000 units	2012/12/28	300,000,000	2012/09/28
68562	UBS AG	HSI R Bear CBBC Mar 2013 S	0.250	20,850 per 10,000 units	20,650 per 10,000 units	2013/03/27	300,000,000	2012/09/28
68619	BNP Paribas Arbit Issu B.V.	HSI R Bull CBBC May 2013 I	0.250	20,400 per 10,000 units	20,600 per 10,000 units	2013/05/30	200,000,000	2012/10/03
63038	Credit Suisse AG	HSI R Bull CBBC Mar 2013 M	0.250	20,450 per 10,000 units	20,650 per 10,000 units	2013/03/27	350,000,000	2012/10/03
63062	Credit Suisse AG	HSI R Bear CBBC Mar 2013 P	0.250	20,930 per 10,000 units	20,730 per 10,000 units	2013/03/27	350,000,000	2012/10/03
63083	Goldman Sachs SP (Asia)	HSI R Bull CBBC Jan 2013 A	0.254	20,488 per 10,000 units	20,688 per 10,000 units	2013/01/30	150,000,000	2012/10/03
63088	Goldman Sachs SP (Asia)	HSI R Bull CBBC Jan 2013 B	0.251	20,388 per 10,000 units	20,588 per 10,000 units	2013/01/30	150,000,000	2012/10/03
63065	UBS AG	HSI R Bull CBBC May 2013 O	0.250	20,450 per 10,000 units	20,650 per 10,000 units	2013/05/30	300,000,000	2012/10/03
63093	UBS AG	HSI R Bear CBBC Jan 2013 N	0.250	20,900 per 10,000 units	20,700 per 10,000 units	2013/01/30	300,000,000	2012/10/03
63096	Credit Suisse AG	HSI R Bull CBBC Feb 2013 Z	0.250	20,400 per 10,000 units	20,600 per 10,000 units	2013/02/27	350,000,000	2012/10/04
63097	Credit Suisse AG	HSI R Bear CBBC Feb 2013 K	0.250	20,900 per 10,000 units	20,700 per 10,000 units	2013/02/27	350,000,000	2012/10/04
63095	UBS AG	HSI R Bull CBBC Feb 2013 T	0.250	20,400 per 10,000 units	20,600 per 10,000 units	2013/02/27	300,000,000	2012/10/04
63098	UBS AG	HSI R Bear CBBC Mar 2013 T	0.250	20,950 per 10,000 units	20,750 per 10,000 units	2013/03/27	300,000,000	2012/10/04
63094	UBS AG	HSI R Bear CBBC Apr 2013 Q	0.250	21,450 per 10,000 units	21,250 per 10,000 units	2013/04/29	300,000,000	2012/10/04
63134	BNP Paribas Arbit Issu B.V.	HSI R Bull CBBC May 2013 J	0.250	20,300 per 10,000 units	20,500 per 10,000 units	2013/05/30	200,000,000	2012/10/05
63133	BNP Paribas Arbit Issu B.V.	HSI R Bear CBBC Feb 2013 K	0.250	20,900 per 10,000 units	20,700 per 10,000 units	2013/02/27	200,000,000	2012/10/05
63137	Credit Suisse AG	HSI R Bull CBBC Jan 2013 G	0.250	20,350 per 10,000 units	20,550 per 10,000 units	2013/01/30	350,000,000	2012/10/05
63188	Credit Suisse AG	HSI R Bear CBBC Jan 2013 R	0.250	20,850 per 10,000 units	20,650 per 10,000 units	2013/01/30	350,000,000	2012/10/05
63191	Credit Suisse AG	HSI R Bear CBBC Jan 2013 T	0.250	20,715 per 10,000 units	20,515 per 10,000 units	2013/01/30	350,000,000	2012/10/05
63198	Credit Suisse AG	HSI R Bear CBBC Jan 2013 U	0.250	20,740 per 12,000 units	20,540 per 12,000 units	2013/01/30	350,000,000	2012/10/05
63113	HK Bank	Anhui Conch R Bull CBBC Dec 2013 A	0.250	18.38 per 100 units	20.38 per 100 units	2013/12/18	40,000,000	2012/10/05
63099	HK Bank	AIA R Bear CBBC Dec 2013 A	0.250	31.68 per 100 units	30.68 per 100 units	2013/12/18	50,000,000	2012/10/05
63114	HK Bank	CNBM R Bull CBBC Jul 2013 A	0.250	6.88	7.68	2013/07/29	50,000,000	2012/10/05
63131	HK Bank	A50 R Bear CBBC May 2013 A	0.250	9.78	9.48	2013/05/27	50,000,000	2012/10/05
63115	HK Bank	HSI R Bull CBBC Jun 2013 E	0.250	20,188 per 15,000 units	20,388 per 15,000 units	2013/06/27	100,000,000	2012/10/05
63109	HK Bank	HSI R Bear CBBC Jun 2013 A	0.250	20,988 per 15,000 units	20,788 per 15,000 units	2013/06/27	100,000,000	2012/10/05
63100	HK Bank	HSI R Bear CBBC Oct 2013 A	0.250	24,228 per 20,000 units	23,928 per 20,000 units	2013/10/30	200,000,000	2012/10/05
63102	HK Bank	PetCh R Bull CBBC Apr 2013 A	0.250	8.58	8.98	2013/04/29	50,000,000	2012/10/05
63206	Merrill Lynch Int'l & Co. C.V.	HSI R Bear CBBC Feb 2013 A	0.250	20,888 per 10,000 units	20,688 per 10,000 units	2013/02/27	60,000,000	2012/10/05
63207	Merrill Lynch Int'l & Co. C.V.	HSI R Bear CBBC Feb 2013 B	0.250	20,988 per 10,000 units	20,788 per 10,000 units	2013/02/27	60,000,000	2012/10/05
63135	SGA Societe Generale Acceptance N.V.	HSI R Bull CBBC Feb 13N	0.250	20,450 per 10,000 units	20,650 per 10,000 units	2013/02/27	300,000,000	2012/10/05
63136	SGA Societe Generale Acceptance N.V.	HSI R Bull CBBC Feb 13O	0.250	20,350 per 10,000 units	20,550 per 10,000 units	2013/02/27	300,000,000	2012/10/05
63145	SGA Societe Generale Acceptance N.V.	HSI R Bear CBBC Jan 13W	0.250	21,000 per 10,000 units	20,800 per 10,000 units	2013/01/30	300,000,000	2012/10/05
63151	SGA Societe Generale Acceptance N.V.	HSI R Bear CBBC Jan 13X	0.250	20,900 per 10,000 units	20,700 per 10,000 units	2013/01/30	300,000,000	2012/10/05
63153	SGA Societe Generale Acceptance N.V.	HSI R Bear CBBC Jan 13Y	0.250	20,750 per 10,000 units	20,550 per 10,000 units	2013/01/30	300,000,000	2012/10/05
63139	UBS AG	HSI R Bull CBBC Apr 2013 M	0.250	20,350 per 10,000 units	20,550 per 10,000 units	2013/04/29	300,000,000	2012/10/05
63199	UBS AG	HSI R Bear CBBC Apr 2013 R	0.250	20,750 per 10,000 units	20,550 per 10,000 units	2013/04/29	300,000,000	2012/10/05
63219	Credit Suisse AG	HSI R Bull CBBC Jan 2013 R	0.250	20,300 per 10,000 units	20,500 per 10,000 units	2013/01/30	350,000,000	2012/10/08
63275	Credit Suisse AG	HSI R Bull CBBC Jan 2013 Z	0.250	20,500 per 10,000 units	20,700 per 10,000 units	2013/01/30	350,000,000	2012/10/08
63220	Credit Suisse AG	HSI R Bear CBBC Jan 2013 W	0.250	20,800 per 10,000 units	20,600 per 10,000 units	2013/01/30	350,000,000	2012/10/08
63247	Credit Suisse AG	HSI R Bear CBBC Jan 2013 X	0.250	20,950 per 10,000 units	20,750 per 10,000 units	2013/01/30	350,000,000	2012/10/08
63251	Credit Suisse AG	HSI R Bear CBBC Jan 2013 Y	0.250	21,050 per 10,000 units	20,850 per 10,000 units	2013/01/30	350,000,000	2012/10/08
63276	SGA Societe Generale Acceptance N.V.	HSI R Bull CBBC Jan 13M	0.250	20,550 per 10,000 units	20,750 per 10,000 units	2013/01/30	300,000,000	2012/10/08

Newly listed callable bull/bear contracts in 2012 (continued)

Code	Issuer	Name of issue	Issue prices (HK\$)	Strike price (HKD) / Strike level per 10 units	Call price (HKD) / Call level per 10 units	Expiry date	No. of issue (units)	Listing date
63259	SGA Societe Generale Acceptance N.V.	HSI R Bear CBBC Jan 13A	0.250	21,050 per 10,000 units	20,850 per 10,000 units	2013/01/30	300,000,000	2012/10/08
63258	SGA Societe Generale Acceptance N.V.	HSI R Bear CBBC Jan 13Z	0.250	20,850 per 10,000 units	20,650 per 10,000 units	2013/01/30	300,000,000	2012/10/08
63279	UBS AG	HSI R Bull CBBC May 2013 P	0.250	20,550 per 10,000 units	20,750 per 10,000 units	2013/05/30	300,000,000	2012/10/08
63262	UBS AG	HSI R Bear CBBC Jan 2013 O	0.250	22,300 per 10,000 units	22,100 per 10,000 units	2013/01/30	300,000,000	2012/10/08
63242	UBS AG	HSI R Bear CBBC Feb 2013 X	0.250	20,800 per 10,000 units	20,600 per 10,000 units	2013/02/27	300,000,000	2012/10/08
63269	UBS AG	HSI R Bear CBBC Feb 2013 Y	0.250	21,000 per 10,000 units	20,800 per 10,000 units	2013/02/27	300,000,000	2012/10/08
63266	UBS AG	HSI R Bear CBBC Apr 2013 S	0.250	22,150 per 10,000 units	21,950 per 10,000 units	2013/04/29	300,000,000	2012/10/08
63326	BNP Paribas Arbit Issu B.V.	HSI R Bull CBBC May 2013 K	0.250	20,600 per 10,000 units	20,800 per 10,000 units	2013/05/30	200,000,000	2012/10/09
63316	BNP Paribas Arbit Issu B.V.	HSI R Bear CBBC Apr 2013 C	0.250	23,000 per 10,000 units	22,800 per 10,000 units	2013/04/29	200,000,000	2012/10/09
63318	BNP Paribas Arbit Issu B.V.	HSI R Bear CBBC Apr 2013 D	0.250	22,800 per 10,000 units	22,600 per 10,000 units	2013/04/29	200,000,000	2012/10/09
63319	BNP Paribas Arbit Issu B.V.	HSI R Bear CBBC Apr 2013 E	0.250	22,600 per 10,000 units	22,400 per 10,000 units	2013/04/29	200,000,000	2012/10/09
63325	BNP Paribas Arbit Issu B.V.	HSI R Bear CBBC Apr 2013 F	0.250	22,400 per 10,000 units	22,200 per 10,000 units	2013/04/29	200,000,000	2012/10/09
63284	Credit Suisse AG	HSI R Bull CBBC Jan 2013 I	0.250	20,562 per 10,000 units	20,762 per 10,000 units	2013/01/30	350,000,000	2012/10/09
63327	Credit Suisse AG	HSI R Bull CBBC Jan 2013 W	0.250	20,640 per 10,000 units	20,840 per 10,000 units	2013/01/30	350,000,000	2012/10/09
63285	Credit Suisse AG	HSI R Bear CBBC Jan 2013 V	0.250	21,000 per 10,000 units	20,800 per 10,000 units	2013/01/30	350,000,000	2012/10/09
63288	HK Bank	A50 R Bull CBBC May 2013 A	0.250	8.88	9.18	2013/05/27	100,000,000	2012/10/09
63286	HK Bank	HSI R Bull CBBC Jul 2013 B	0.250	20,388 per 15,000 units	20,588 per 15,000 units	2013/07/30	100,000,000	2012/10/09
63335	Merrill Lynch Int'l & Co. C.V.	HSI R Bull CBBC Jan 2013 U	0.250	20,428 per 10,000 units	20,628 per 10,000 units	2013/01/30	60,000,000	2012/10/09
63336	Merrill Lynch Int'l & Co. C.V.	HSI R Bull CBBC Jan 2013 V	0.250	20,328 per 10,000 units	20,528 per 10,000 units	2013/01/30	60,000,000	2012/10/09
63337	Merrill Lynch Int'l & Co. C.V.	HSI R Bear CBBC Jan 2013 L	0.250	21,088 per 10,000 units	20,888 per 10,000 units	2013/01/30	60,000,000	2012/10/09
63292	SGA Societe Generale Acceptance N.V.	HSI R Bull CBBC Feb13P	0.250	20,600 per 10,000 units	20,800 per 10,000 units	2013/02/27	300,000,000	2012/10/09
63293	SGA Societe Generale Acceptance N.V.	HSI R Bull CBBC Feb13Q	0.250	20,400 per 10,000 units	20,600 per 10,000 units	2013/02/27	300,000,000	2012/10/09
63338	UBS AG	A50 China R Bull CBBC Apr 2013 A	0.250	9.2	9.5	2013/04/15	100,000,000	2012/10/09
63341	UBS AG	HSI R Bull CBBC Jan 2013 X	0.250	20,300 per 10,000 units	20,500 per 10,000 units	2013/01/30	300,000,000	2012/10/09
63340	UBS AG	HSI R Bull CBBC Feb 2013 U	0.250	20,600 per 10,000 units	20,800 per 10,000 units	2013/02/27	300,000,000	2012/10/09
63290	UBS AG	HSI R Bear CBBC Feb 2013 Z	0.250	21,550 per 10,000 units	21,350 per 10,000 units	2013/02/27	300,000,000	2012/10/09
63289	UBS AG	HSI R Bear CBBC Apr 2013 T	0.250	21,850 per 10,000 units	21,650 per 10,000 units	2013/04/29	300,000,000	2012/10/09
63291	UBS AG	HSI R Bear CBBC May 2013 K	0.250	21,050 per 10,000 units	20,850 per 10,000 units	2013/05/30	300,000,000	2012/10/09
63386	BNP Paribas Arbit Issu B.V.	A50 Ch R Bull CBBC Mar 2013 D	0.250	9	9.3	2013/03/27	200,000,000	2012/10/10
63387	BNP Paribas Arbit Issu B.V.	HSI R Bear CBBC Apr 2013 G	0.250	21,200 per 10,000 units	21,000 per 10,000 units	2013/04/29	200,000,000	2012/10/10
63365	Credit Suisse AG	HSI R Bull CBBC Feb 2013 F	0.250	20,600 per 10,000 units	20,800 per 10,000 units	2013/02/27	350,000,000	2012/10/10
63397	Credit Suisse AG	HSI R Bull CBBC Feb 2013 M	0.250	20,688 per 10,000 units	20,888 per 10,000 units	2013/02/27	350,000,000	2012/10/10
63366	Credit Suisse AG	HSI R Bear CBBC Feb 2013 L	0.250	21,100 per 10,000 units	20,900 per 10,000 units	2013/02/27	350,000,000	2012/10/10
63398	Goldman Sachs SP (Asia)	HSI R Bull CBBC Jan 2013 C	0.254	20,588 per 10,000 units	20,788 per 10,000 units	2013/01/30	150,000,000	2012/10/10
63399	Goldman Sachs SP (Asia)	HSI R Bull CBBC Jan 2013 D	0.255	20,688 per 10,000 units	20,888 per 10,000 units	2013/01/30	150,000,000	2012/10/10
63361	HK Bank	COVS R Bull CBBC Oct 2013 A	0.250	17.38	18.38	2013/10/21	40,000,000	2012/10/10
63358	HK Bank	CC Bank R Bull CBBC Aug 2013 A	0.250	4.88	5.18	2013/08/05	60,000,000	2012/10/10
63350	HK Bank	CNBM R Bear CBBC Jun 2013 A	0.250	10.68	9.88	2013/06/24	50,000,000	2012/10/10
63362	HK Bank	China Shenhua R Bull CBBC Dec 2013 C	0.250	25.88 per 100 units	27.88 per 100 units	2013/12/16	40,000,000	2012/10/10
63342	HK Bank	A50 R Bull CBBC Jun 2013 B	0.250	9.08	9.38	2013/06/04	100,000,000	2012/10/10
63363	HK Bank	Galaxy Ent R Bull CBBC Jun 2013 A	0.280	23.38	24.38	2013/06/24	40,000,000	2012/10/10

Newly listed callable bull/bear contracts in 2012 (continued)

Code	Issuer	Name of issue	Issue prices (HK\$)	Strike price (HKD) / Strike level per 10 units	Call price (HKD) / Call level per 10 units	Expiry date	No. of issue (units)	Listing date
63349	HK Bank	Galaxy Ent R Bear CBBC Jun 2013 A	0.420	29.88	28.88	2013/06/24	40,000,000	2012/10/10
63343	HK Bank	TCH R Bull CBBC Jun 2013 A	0.250	244.88 per 100 units	252.88 per 100 units	2013/06/17	50,000,000	2012/10/10
63367	J P Morgan SP BV	HSI R Bull CBBC Jun 2013 C	0.250	20,300 per 10,000 units	20,500 per 10,000 units	2013/06/27	300,000,000	2012/10/10
63368	J P Morgan SP BV	HSI R Bull CBBC Jun 2013 D	0.250	20,600 per 10,000 units	20,800 per 10,000 units	2013/06/27	300,000,000	2012/10/10
63377	J P Morgan SP BV	HSI R Bear CBBC May 2013 P	0.250	21,200 per 10,000 units	21,000 per 10,000 units	2013/05/30	300,000,000	2012/10/10
63369	J P Morgan SP BV	HSI R Bear CBBC Jun 2013 A	0.250	21,500 per 10,000 units	21,300 per 10,000 units	2013/06/27	300,000,000	2012/10/10
63384	SGA Societe Generale Acceptance N.V.	HSI R Bull CBBC Feb13 R	0.250	20,500 per 10,000 units	20,700 per 10,000 units	2013/02/27	300,000,000	2012/10/10
63385	SGA Societe Generale Acceptance N.V.	HSI R Bull CBBC Feb13 S	0.250	20,300 per 10,000 units	20,500 per 10,000 units	2013/02/27	300,000,000	2012/10/10
63378	SGA Societe Generale Acceptance N.V.	HSI R Bear CBBC Jan13 B	0.250	21,200 per 10,000 units	21,000 per 10,000 units	2013/01/30	300,000,000	2012/10/10
63382	SGA Societe Generale Acceptance N.V.	HSI R Bear CBBC Jan13 C	0.250	21,100 per 10,000 units	20,900 per 10,000 units	2013/01/30	300,000,000	2012/10/10
63405	UBS AG	A50 China R Bull CBBC Apr 2013 B	0.250	8.95	9.25	2013/04/08	100,000,000	2012/10/10
63407	UBS AG	HSI R Bull CBBC May 2013 Q	0.250	20,650 per 10,000 units	20,850 per 10,000 units	2013/05/30	300,000,000	2012/10/10
63388	UBS AG	HSI R Bull CBBC Sep 2013 C	0.250	19,400 per 38,000 units	19,800 per 38,000 units	2013/09/27	300,000,000	2012/10/10
63364	UBS AG	HSI R Bear CBBC Jan 2013 P	0.250	21,100 per 10,000 units	20,900 per 10,000 units	2013/01/30	300,000,000	2012/10/10
63392	UBS AG	HSI R Bear CBBC Jan 2013 Q	0.250	22,900 per 10,000 units	22,700 per 10,000 units	2013/01/30	300,000,000	2012/10/10
63395	UBS AG	HSI R Bear CBBC Jan 2013 R	0.250	22,400 per 10,000 units	22,200 per 10,000 units	2013/01/30	300,000,000	2012/10/10
63396	UBS AG	HSI R Bear CBBC Jan 2013 S	0.250	21,500 per 10,000 units	21,300 per 10,000 units	2013/01/30	300,000,000	2012/10/10
63391	UBS AG	HSI R Bear CBBC Feb 2013 A	0.250	23,200 per 10,000 units	23,000 per 10,000 units	2013/02/27	300,000,000	2012/10/10
63393	UBS AG	HSI R Bear CBBC Feb 2013 D	0.250	22,600 per 10,000 units	22,400 per 10,000 units	2013/02/27	300,000,000	2012/10/10
63389	UBS AG	HSI R Bear CBBC Mar 2013 U	0.290	23,700 per 10,000 units	23,500 per 10,000 units	2013/03/27	300,000,000	2012/10/10
63401	UBS AG	TCH R Bull CBBC Jul 2013 B	0.250	242 per 100 units	250 per 100 units	2013/07/15	100,000,000	2012/10/10
63400	UBS AG	TCH R Bear CBBC Feb 2013 A	0.450	308 per 100 units	300 per 100 units	2013/02/25	100,000,000	2012/10/10
63446	BNP Paribas Arbit Issu B.V.	HSI R Bull CBBC May 2013 L	0.250	20,700 per 10,000 units	20,900 per 10,000 units	2013/05/30	200,000,000	2012/10/11
63445	Credit Suisse AG	HSI R Bull CBBC Feb 2013 N	0.250	20,729 per 10,000 units	20,929 per 10,000 units	2013/02/27	350,000,000	2012/10/11
63428	Credit Suisse AG	HSI R Bear CBBC Feb 2013 P	0.250	21,150 per 10,000 units	20,950 per 10,000 units	2013/02/27	350,000,000	2012/10/11
63429	Credit Suisse AG	HSI R Bear CBBC Feb 2013 Q	0.250	21,200 per 10,000 units	21,000 per 10,000 units	2013/02/27	350,000,000	2012/10/11
63408	Merrill Lynch Int'l & Co. C.V.	HSI R Bear CBBC Feb 2013 C	0.250	22,088 per 10,000 units	21,888 per 10,000 units	2013/02/27	60,000,000	2012/10/11
63422	Merrill Lynch Int'l & Co. C.V.	HSI R Bear CBBC Feb 2013 D	0.250	21,988 per 10,000 units	21,788 per 10,000 units	2013/02/27	60,000,000	2012/10/11
63423	Merrill Lynch Int'l & Co. C.V.	HSI R Bear CBBC Feb 2013 E	0.250	21,888 per 10,000 units	21,688 per 10,000 units	2013/02/27	60,000,000	2012/10/11
63424	Merrill Lynch Int'l & Co. C.V.	HSI R Bear CBBC Feb 2013 F	0.250	21,788 per 10,000 units	21,588 per 10,000 units	2013/02/27	60,000,000	2012/10/11
63425	Merrill Lynch Int'l & Co. C.V.	HSI R Bear CBBC Feb 2013 G	0.250	21,688 per 10,000 units	21,488 per 10,000 units	2013/02/27	60,000,000	2012/10/11
63426	Merrill Lynch Int'l & Co. C.V.	HSI R Bear CBBC Feb 2013 H	0.250	21,588 per 10,000 units	21,388 per 10,000 units	2013/02/27	60,000,000	2012/10/11
63432	SGA Societe Generale Acceptance N.V.	HSI R Bull CBBC Feb13 T	0.250	20,700 per 10,000 units	20,900 per 10,000 units	2013/02/27	300,000,000	2012/10/11
63433	SGA Societe Generale Acceptance N.V.	HSI R Bear CBBC Jan13 D	0.250	21,150 per 10,000 units	20,950 per 10,000 units	2013/01/30	300,000,000	2012/10/11
63434	SGA Societe Generale Acceptance N.V.	HSI R Bear CBBC Feb13 G	0.310	23,000 per 10,000 units	22,800 per 10,000 units	2013/02/27	300,000,000	2012/10/11
63435	SGA Societe Generale Acceptance N.V.	HSI R Bear CBBC Feb13 H	0.325	23,100 per 10,000 units	22,900 per 10,000 units	2013/02/27	300,000,000	2012/10/11
63436	SGA Societe Generale Acceptance N.V.	HSI R Bear CBBC Feb13 I	0.335	23,200 per 10,000 units	23,000 per 10,000 units	2013/02/27	300,000,000	2012/10/11
63447	UBS AG	HSI R Bull CBBC Jan 2013 Z	0.250	20,700 per 10,000 units	20,900 per 10,000 units	2013/01/30	300,000,000	2012/10/11
63448	UBS AG	HSI R Bear CBBC Feb 2013 C	0.250	22,800 per 10,000 units	22,600 per 10,000 units	2013/02/27	300,000,000	2012/10/11
63449	UBS AG	HSI R Bear CBBC Mar 2013 V	0.250	21,650 per 10,000 units	21,450 per 10,000 units	2013/03/27	300,000,000	2012/10/11
63431	UBS AG	HSI R Bear CBBC Apr 2013 U	0.250	21,150 per 10,000 units	20,950 per 10,000 units	2013/04/29	300,000,000	2012/10/11
63478	BNP Paribas Arbit Issu B.V.	HSI R Bull CBBC Sep 2013 B	0.250	20,800 per 10,000 units	21,000 per 10,000 units	2013/09/27	200,000,000	2012/10/12
63464	Credit Suisse AG	HSI R Bull CBBC Jan 2013 Y	0.250	20,812 per 10,000 units	21,012 per 10,000 units	2013/01/30	350,000,000	2012/10/12

Newly listed callable bull/bear contracts in 2012 (continued)

Code	Issuer	Name of issue	Issue prices (HK\$)	Strike price (HKD) / Strike level per 10 units	Call price (HKD) / Call level per 10 units	Expiry date	No. of issue (units)	Listing date
63461	Credit Suisse AG	HSI R Bear CBBC Jan 2013 A	0.250	21,180 per 10,000 units	20,980 per 10,000 units	2013/01/30	350,000,000	2012/10/12
63454	Credit Suisse AG	TCH R Bull CBBC Mar 2013 A	0.255	240 per 100 units	248 per 100 units	2013/03/25	50,000,000	2012/10/12
63455	Credit Suisse AG	TCH R Bull CBBC Mar 2013 B	0.250	250 per 100 units	258 per 100 units	2013/03/25	50,000,000	2012/10/12
63459	Credit Suisse AG	TCH R Bear CBBC Mar 2013 A	0.250	286 per 100 units	278 per 100 units	2013/03/25	50,000,000	2012/10/12
63460	Credit Suisse AG	TCH R Bear CBBC Mar 2013 B	0.405	303 per 100 units	295 per 100 units	2013/03/25	50,000,000	2012/10/12
63469	Daiwa Capital Mkt	HSCEI R Bull CBBC Jun 2013 A	0.250	9,600 per 10,000 units	9,800 per 10,000 units	2013/06/27	80,000,000	2012/10/12
63466	Daiwa Capital Mkt	HSI R Bull CBBC Mar 2013 H	0.250	20,808 per 10,000 units	21,008 per 10,000 units	2013/03/27	158,000,000	2012/10/12
63479	Goldman Sachs SP (Asia)	HSI R Bull CBBC Jan 2013 E	0.250	20,788 per 10,000 units	20,988 per 10,000 units	2013/01/30	120,000,000	2012/10/12
63481	Goldman Sachs SP (Asia)	HSI R Bear CBBC Jan 2013 A	0.256	22,538 per 10,000 units	22,338 per 10,000 units	2013/01/30	120,000,000	2012/10/12
63471	Merrill Lynch Int'l & Co. C.V.	HSI R Bull CBBC Feb 2013 A	0.250	20,728 per 10,000 units	20,928 per 10,000 units	2013/02/27	60,000,000	2012/10/12
63472	Merrill Lynch Int'l & Co. C.V.	HSI R Bull CBBC Feb 2013 B	0.250	20,628 per 10,000 units	20,828 per 10,000 units	2013/02/27	60,000,000	2012/10/12
63474	Merrill Lynch Int'l & Co. C.V.	HSI R Bull CBBC Feb 2013 C	0.250	20,528 per 10,000 units	20,728 per 10,000 units	2013/02/27	60,000,000	2012/10/12
63477	SGA Societe Generale Acceptance N.V.	HSI R Bull CBBC Feb13 U	0.250	20,800 per 10,000 units	21,000 per 10,000 units	2013/02/27	300,000,000	2012/10/12
63470	UBS AG	HSI R Bull CBBC Feb 2013 V	0.250	20,800 per 10,000 units	21,000 per 10,000 units	2013/02/27	300,000,000	2012/10/12
63450	UBS AG	HSI R Bear CBBC Jan 2013 T	0.250	23,100 per 10,000 units	22,900 per 10,000 units	2013/01/30	300,000,000	2012/10/12
63453	UBS AG	HSI R Bear CBBC Feb 2013 E	0.250	21,200 per 10,000 units	21,000 per 10,000 units	2013/02/27	300,000,000	2012/10/12
63451	UBS AG	HSI R Bear CBBC May 2013 L	0.250	21,750 per 10,000 units	21,550 per 10,000 units	2013/05/30	300,000,000	2012/10/12
63494	Credit Suisse AG	HSI R Bull CBBC Mar 2013 N	0.250	20,750 per 10,000 units	20,950 per 10,000 units	2013/03/27	350,000,000	2012/10/15
63502	Credit Suisse AG	HSI R Bear CBBC Mar 2013 R	0.250	21,028 per 10,000 units	20,828 per 10,000 units	2013/03/27	350,000,000	2012/10/15
63504	Goldman Sachs SP (Asia)	HSI R Bear CBBC Jan 2013 B	0.257	21,038 per 10,000 units	20,838 per 10,000 units	2013/01/30	100,000,000	2012/10/15
63491	HK Bank	ABC R Bull CBBC Nov 2013 B	0.250	2.53	2.78	2013/11/18	50,000,000	2012/10/15
63490	HK Bank	China Life R Bull CBBC Jun 2013 A	0.250	20.98	21.98	2013/06/24	60,000,000	2012/10/15
63492	HK Bank	A50 R Bull CBBC May 2013 B	0.250	9.28	9.58	2013/05/06	100,000,000	2012/10/15
63482	HK Bank	HSI R Bull CBBC Jul 2013 C	0.250	20,588 per 15,000 units	20,788 per 15,000 units	2013/07/30	100,000,000	2012/10/15
63489	HK Bank	Hutchison R Bull CBBC Jul 2013 A	0.250	71.88 per 100 units	74.88 per 100 units	2013/07/08	60,000,000	2012/10/15
63501	UBS AG	HKEx R Bear CBBC Mar 2013 C	0.250	131 per 100 units	125 per 100 units	2013/03/11	100,000,000	2012/10/15
63498	UBS AG	HSI R Bull CBBC Jun 2013 T	0.250	20,750 per 10,000 units	20,950 per 10,000 units	2013/06/27	300,000,000	2012/10/15
63518	Credit Suisse AG	HSI R Bull CBBC Feb 2013 G	0.250	20,840 per 12,000 units	21,040 per 12,000 units	2013/02/27	350,000,000	2012/10/16
63514	Credit Suisse AG	HSI R Bull CBBC Feb 2013 Q	0.250	20,860 per 10,000 units	21,060 per 10,000 units	2013/02/27	350,000,000	2012/10/16
63505	Credit Suisse AG	HSI R Bear CBBC Jan 2013 B	0.250	21,050 per 10,000 units	20,850 per 10,000 units	2013/01/30	350,000,000	2012/10/16
63506	Credit Suisse AG	HSI R Bear CBBC Jan 2013 C	0.250	21,250 per 10,000 units	21,050 per 10,000 units	2013/01/30	350,000,000	2012/10/16
63528	Goldman Sachs SP (Asia)	HSI R Bear CBBC Jan 2013 C	0.250	21,138 per 10,000 units	20,938 per 10,000 units	2013/01/30	100,000,000	2012/10/16
63530	Goldman Sachs SP (Asia)	HSI R Bear CBBC Jan 2013 D	0.250	21,238 per 10,000 units	21,038 per 10,000 units	2013/01/30	100,000,000	2012/10/16
63511	SGA Societe Generale Acceptance N.V.	HSI R Bull CBBC Feb13 V	0.250	20,850 per 10,000 units	21,050 per 10,000 units	2013/02/27	300,000,000	2012/10/16
63512	SGA Societe Generale Acceptance N.V.	HSI R Bull CBBC Feb13 W	0.250	20,650 per 10,000 units	20,850 per 10,000 units	2013/02/27	300,000,000	2012/10/16
63522	UBS AG	HSCEI R Bull CBBC May 2013 B	0.250	8,300 per 10,000 units	8,500 per 10,000 units	2013/05/30	100,000,000	2012/10/16
63526	UBS AG	HSCEI R Bull CBBC May 2013 C	0.250	9,050 per 10,000 units	9,250 per 10,000 units	2013/05/30	100,000,000	2012/10/16
63523	UBS AG	HSCEI R Bear CBBC Mar 2013 A	0.250	10,950 per 10,000 units	10,750 per 10,000 units	2013/03/27	100,000,000	2012/10/16
63525	UBS AG	HSI R Bull CBBC May 2013 R	0.250	20,850 per 10,000 units	21,050 per 10,000 units	2013/05/30	300,000,000	2012/10/16
63509	UBS AG	HSI R Bear CBBC Mar 2013 W	0.250	21,050 per 10,000 units	20,850 per 10,000 units	2013/03/27	300,000,000	2012/10/16
63510	UBS AG	HSI R Bear CBBC Mar 2013 X	0.250	21,250 per 10,000 units	21,050 per 10,000 units	2013/03/27	300,000,000	2012/10/16
63521	UBS AG	Hutchison R Bull CBBC Mar 2013 A	0.250	72 per 100 units	75 per 100 units	2013/03/18	100,000,000	2012/10/16
63546	BNP Paribas Arbit Issu B.V.	HSCEI R Bull CBBC May 2013 A	0.250	9,300 per 5,000 units	9,500 per 5,000 units	2013/05/30	200,000,000	2012/10/17

Newly listed callable bull/bear contracts in 2012 (continued)

Code	Issuer	Name of issue	Issue prices (HK\$)	Strike price (HKD) / Strike level per 10 units	Call price (HKD) / Call level per 10 units	Expiry date	No. of issue (units)	Listing date
63545	BNP Paribas Arbit Issu B.V.	HSI R Bull CBBC Sep 2013 C	0.250	20,600 per 10,000 units	20,800 per 10,000 units	2013/09/27	200,000,000	2012/10/17
63543	Credit Suisse AG	HSI R Bull CBBC Mar 2013 O	0.250	20,700 per 10,000 units	20,900 per 10,000 units	2013/03/27	350,000,000	2012/10/17
63544	Credit Suisse AG	HSI R Bear CBBC Mar 2013 S	0.250	21,106 per 10,000 units	20,906 per 10,000 units	2013/03/27	350,000,000	2012/10/17
63554	Citigroup Global Mkt H Inc.	HSI R Bull CBBC Sep 2013 A	0.250	20,400 per 10,000 units	20,600 per 10,000 units	2013/09/27	60,000,000	2012/10/17
63553	Citigroup Global Mkt H Inc.	HSI R Bear CBBC Jan 2013 K	0.250	22,200 per 10,000 units	22,000 per 10,000 units	2013/01/30	60,000,000	2012/10/17
63532	HK Bank	HSI R Bear CBBC Jun 2013 B	0.250	21,588 per 15,000 units	21,388 per 15,000 units	2013/06/27	100,000,000	2012/10/17
63538	HK Bank	HSI R Bear CBBC Jun 2013 C	0.250	22,488 per 15,000 units	22,188 per 15,000 units	2013/06/27	100,000,000	2012/10/17
63533	HK Bank	HSI R Bear CBBC Jul 2013 B	0.250	21,888 per 15,000 units	21,688 per 15,000 units	2013/07/30	100,000,000	2012/10/17
63539	HK Bank	HSI R Bear CBBC Jul 2013 C	0.250	22,688 per 15,000 units	22,388 per 15,000 units	2013/07/30	100,000,000	2012/10/17
63537	HK Bank	HSI R Bear CBBC Aug 2013 A	0.250	22,288 per 15,000 units	21,988 per 15,000 units	2013/08/29	100,000,000	2012/10/17
63531	HK Bank	HSI R Bear CBBC Sep 2013 A	0.250	23,328 per 20,000 units	23,028 per 20,000 units	2013/09/27	200,000,000	2012/10/17
63540	SGA Societe Generale Acceptance N.V.	HSI R Bull CBBC Feb13 X	0.250	20,600 per 10,000 units	20,800 per 10,000 units	2013/02/27	300,000,000	2012/10/17
63541	SGA Societe Generale Acceptance N.V.	HSI R Bear CBBC Jan13 E	0.250	21,350 per 10,000 units	21,150 per 10,000 units	2013/01/30	300,000,000	2012/10/17
63547	UBS AG	CC Bank R Bull CBBC Jul 2013 C	0.250	4.95	5.25	2013/07/15	100,000,000	2012/10/17
63548	UBS AG	CC Bank R Bear CBBC May 2013 B	0.250	6.8	6.5	2013/05/27	100,000,000	2012/10/17
63542	UBS AG	HSI R Bull CBBC May 2013 S	0.250	20,650 per 10,000 units	20,850 per 10,000 units	2013/05/30	300,000,000	2012/10/17
63552	UBS AG	HSI R Bear CBBC Mar 2013 Y	0.250	22,050 per 10,000 units	21,850 per 10,000 units	2013/03/27	300,000,000	2012/10/17
63551	UBS AG	HSI R Bear CBBC Apr 2013 V	0.260	23,500 per 10,000 units	23,300 per 10,000 units	2013/04/29	300,000,000	2012/10/17
63549	UBS AG	HSI R Bear CBBC Jun 2013 G	0.250	21,950 per 10,000 units	21,750 per 10,000 units	2013/06/27	300,000,000	2012/10/17
63550	UBS AG	HSI R Bear CBBC Aug 2013 B	0.250	23,200 per 38,000 units	22,800 per 38,000 units	2013/08/29	300,000,000	2012/10/17
63827 [*]	HK Bank	HSI R Bear CBBC Apr 2013 B	0.091	22,728 per 20,000 units	22,428 per 20,000 units	2013/04/29	200,000,000	2012/10/17
63563	BNP Paribas Arbit Issu B.V.	HSI R Bull CBBC Sep 2013 D	0.250	20,700 per 10,000 units	20,900 per 10,000 units	2013/09/27	200,000,000	2012/10/18
63565	Credit Suisse AG	A50 China R Bull CBBC Mar 2013 A	0.250	8.98	9.28	2013/03/25	50,000,000	2012/10/18
63567	Credit Suisse AG	A50 China R Bull CBBC Mar 2013 B	0.250	9.26	9.56	2013/03/25	50,000,000	2012/10/18
63568	Credit Suisse AG	HSI R Bull CBBC May 2013 A	0.250	20,650 per 10,000 units	20,850 per 10,000 units	2013/05/30	350,000,000	2012/10/18
63574	Credit Suisse AG	HSI R Bull CBBC May 2013 B	0.250	20,799 per 10,000 units	20,999 per 10,000 units	2013/05/30	350,000,000	2012/10/18
63569	Credit Suisse AG	HSI R Bear CBBC Feb 2013 T	0.250	21,170 per 10,000 units	20,970 per 10,000 units	2013/02/27	350,000,000	2012/10/18
63556	HK Bank	AIA R Bull CBBC Oct 2013 A	0.320	26.68	27.68	2013/10/28	50,000,000	2012/10/18
63555	HK Bank	AIA R Bear CBBC Oct 2013 A	0.250	32.98 per 100 units	31.98 per 100 units	2013/10/28	50,000,000	2012/10/18
63560	HK Bank	HSCEI R Bull CBBC Jul 2013 A	0.250	9,488 per 10,000 units	9,688 per 10,000 units	2013/07/30	68,000,000	2012/10/18
63559	HK Bank	HSCEI R Bull CBBC Sep 2013 A	0.250	8,888 per 10,000 units	9,088 per 10,000 units	2013/09/27	68,000,000	2012/10/18
63561	HK Bank	HSCEI R Bear CBBC Jun 2013 A	0.250	10,888 per 10,000 units	10,688 per 10,000 units	2013/06/27	68,000,000	2012/10/18
63562	HK Bank	HSCEI R Bear CBBC Aug 2013 A	0.250	11,488 per 10,000 units	11,288 per 10,000 units	2013/08/29	68,000,000	2012/10/18
63557	HK Bank	HSI R Bear CBBC Aug 2013 B	0.250	23,088 per 15,000 units	22,788 per 15,000 units	2013/08/29	100,000,000	2012/10/18
63575	J P Morgan SP BV	HSI R Bull CBBC Jun 2013 E	0.250	20,500 per 10,000 units	20,700 per 10,000 units	2013/06/27	300,000,000	2012/10/18
63577	J P Morgan SP BV	HSI R Bull CBBC Jun 2013 F	0.250	20,700 per 10,000 units	20,900 per 10,000 units	2013/06/27	300,000,000	2012/10/18
63572	UBS AG	HSI R Bull CBBC Jan 2013 Y	0.250	20,700 per 10,000 units	20,900 per 10,000 units	2013/01/30	300,000,000	2012/10/18
63564	UBS AG	HSI R Bear CBBC Apr 2013 W	0.250	21,150 per 10,000 units	20,950 per 10,000 units	2013/04/29	300,000,000	2012/10/18
63571	UBS AG	ICBC R Bull CBBC Jul 2013 A	0.250	4.2	4.5	2013/07/15	100,000,000	2012/10/18
63616	BNP Paribas Arbit Issu B.V.	HSI R Bull CBBC Sep 2013 E	0.250	20,900 per 10,000 units	21,100 per 10,000 units	2013/09/27	200,000,000	2012/10/19
63617	BNP Paribas Arbit Issu B.V.	HSI R Bear CBBC Apr 2013 H	0.250	21,400 per 10,000 units	21,200 per 10,000 units	2013/04/29	200,000,000	2012/10/19
63594	Credit Suisse AG	HSI R Bull CBBC Jun 2013 A	0.250	20,600 per 10,000 units	20,800 per 10,000 units	2013/06/27	350,000,000	2012/10/19

Newly listed callable bull/bear contracts in 2012 (continued)

Code	Issuer	Name of issue	Issue prices (HK\$)	Strike price (HKD) / Strike level per 10 units	Call price (HKD) / Call level per 10 units	Expiry date	No. of issue (units)	Listing date
63619	Credit Suisse AG	HSI R Bull CBBC Jun 2013 B	0.250	20,936 per 10,000 units	21,136 per 10,000 units	2013/06/27	350,000,000	2012/10/19
63620	Credit Suisse AG	HSI R Bull CBBC Jun 2013 C	0.250	20,900 per 12,000 units	21,100 per 12,000 units	2013/06/27	350,000,000	2012/10/19
63592	Credit Suisse AG	HSI R Bear CBBC Mar 2013 T	0.250	21,200 per 10,000 units	21,000 per 10,000 units	2013/03/27	350,000,000	2012/10/19
63593	Credit Suisse AG	HSI R Bear CBBC Mar 2013 U	0.250	21,350 per 10,000 units	21,150 per 10,000 units	2013/03/27	350,000,000	2012/10/19
63598	Citigroup Global Mkt H Inc.	HSI R Bear CBBC Jan 2013 L	0.250	22,400 per 10,000 units	22,200 per 10,000 units	2013/01/30	60,000,000	2012/10/19
63602	Citigroup Global Mkt H Inc.	HSI R Bear CBBC Jan 2013 M	0.250	22,600 per 10,000 units	22,400 per 10,000 units	2013/01/30	60,000,000	2012/10/19
63637	Goldman Sachs SP (Asia)	HSI R Bull CBBC Jan 2013 F	0.253	20,888 per 10,000 units	21,088 per 10,000 units	2013/01/30	100,000,000	2012/10/19
63638	Goldman Sachs SP (Asia)	HSI R Bull CBBC Jan 2013 G	0.251	20,588 per 10,000 units	20,788 per 10,000 units	2013/01/30	100,000,000	2012/10/19
63639	Goldman Sachs SP (Asia)	HSI R Bull CBBC Jan 2013 H	0.253	20,688 per 10,000 units	20,888 per 10,000 units	2013/01/30	100,000,000	2012/10/19
63643	Goldman Sachs SP (Asia)	HSI R Bear CBBC Jan 2013 E	0.252	21,338 per 10,000 units	21,138 per 10,000 units	2013/01/30	100,000,000	2012/10/19
63582	HK Bank	BOCL R Bull CBBC Aug 2013 A	0.250	2.1	2.28	2013/08/26	60,000,000	2012/10/19
63585	HK Bank	BOCL R Bear CBBC Aug 2013 A	0.250	3.66	3.48	2013/08/26	50,000,000	2012/10/19
63580	HK Bank	CC Bank R Bull CBBC Jul 2013 B	0.250	5.08	5.38	2013/07/08	60,000,000	2012/10/19
63579	HK Bank	CC Bank R Bull CBBC Aug 2013 B	0.250	4.08	4.38	2013/08/30	60,000,000	2012/10/19
63587	HK Bank	CC Bank R Bear CBBC Jul 2013 A	0.250	6.48	6.18	2013/07/08	50,000,000	2012/10/19
63581	HK Bank	ICBC R Bull CBBC Aug 2013 A	0.250	4.23	4.48	2013/08/05	60,000,000	2012/10/19
63586	HK Bank	ICBC R Bear CBBC Jul 2013 A	0.250	5.63	5.38	2013/07/29	50,000,000	2012/10/19
63595	SGA Societe Generale Acceptance N.V.	HSI R Bull CBBC Feb 13Y	0.250	20,700 per 10,000 units	20,900 per 10,000 units	2013/02/27	300,000,000	2012/10/19
63596	SGA Societe Generale Acceptance N.V.	HSI R Bull CBBC Feb 13Z	0.250	20,900 per 10,000 units	21,100 per 10,000 units	2013/02/27	300,000,000	2012/10/19
63597	SGA Societe Generale Acceptance N.V.	HSI R Bear CBBC Jan 13F	0.250	21,400 per 10,000 units	21,200 per 10,000 units	2013/01/30	300,000,000	2012/10/19
63605	UBS AG	China Mobile R Bull CBBC Jul 2013 A	0.250	77 per 100 units	80 per 100 units	2013/07/15	100,000,000	2012/10/19
63604	UBS AG	CC Bank R Bear CBBC Jul 2013 A	0.250	7.3	7	2013/07/22	100,000,000	2012/10/19
63611	UBS AG	A50 China R Bull CBBC Apr 2013 C	0.250	8.7	9	2013/04/29	100,000,000	2012/10/19
63612	UBS AG	A50 China R Bear CBBC Apr 2013 A	0.250	10.8	10.5	2013/04/22	100,000,000	2012/10/19
63613	UBS AG	A50 China R Bear CBBC May 2013 A	0.250	11.3	11	2013/05/13	100,000,000	2012/10/19
63615	UBS AG	HSI R Bull CBBC Jan 2013 A	0.250	20,900 per 10,000 units	21,100 per 10,000 units	2013/01/30	300,000,000	2012/10/19
63614	UBS AG	HSI R Bull CBBC Feb 2013 W	0.250	20,600 per 10,000 units	20,800 per 10,000 units	2013/02/27	300,000,000	2012/10/19
63589	UBS AG	HSI R Bear CBBC Jan 2013 U	0.250	21,200 per 10,000 units	21,000 per 10,000 units	2013/01/30	300,000,000	2012/10/19
63590	UBS AG	HSI R Bear CBBC Apr 2013 X	0.250	21,350 per 10,000 units	21,150 per 10,000 units	2013/04/29	300,000,000	2012/10/19
63626	UBS AG	HSI R Bear CBBC Sep 2013 A	0.250	23,700 per 38,000 units	23,300 per 38,000 units	2013/09/27	300,000,000	2012/10/19
63631	UBS AG	HSI R Bear CBBC Oct 2013 A	0.250	24,200 per 38,000 units	23,800 per 38,000 units	2013/10/30	300,000,000	2012/10/19
63606	UBS AG	ICBC R Bull CBBC Jun 2013 B	0.250	4.45	4.75	2013/06/24	100,000,000	2012/10/19
63609	UBS AG	ICBC R Bear CBBC May 2013 A	0.250	6.3	6	2013/05/06	100,000,000	2012/10/19
63603	UBS AG	Petrochina R Bear CBBC Apr 2013 A	0.250	12.38	11.88	2013/04/29	100,000,000	2012/10/19
63848*	HK Bank	HSI R Bear CBBC May 2013 E	0.139	23,728 per 20,000 units	23,428 per 20,000 units	2013/05/30	200,000,000	2012/10/19
63665	Credit Suisse AG	HSI R Bull CBBC May 2013 C	0.250	20,910 per 10,000 units	21,110 per 10,000 units	2013/05/30	350,000,000	2012/10/22
63666	Credit Suisse AG	HSI R Bear CBBC Feb 2013 U	0.250	21,311 per 10,000 units	21,111 per 10,000 units	2013/02/27	350,000,000	2012/10/22
63655	HK Bank	ABC R Bull CBBC Sep 2013 A	0.250	2.73	2.98	2013/09/02	60,000,000	2012/10/22
63650	HK Bank	CC Bank R Bull CBBC Sep 2013 A	0.250	4.38	4.68	2013/09/16	60,000,000	2012/10/22
63651	HK Bank	CC Bank R Bear CBBC Aug 2013 A	0.250	6.78	6.48	2013/08/30	50,000,000	2012/10/22
63652	HK Bank	CC Bank R Bear CBBC Sep 2013 A	0.250	7.08	6.78	2013/09/23	50,000,000	2012/10/22
63661	HK Bank	HSI R Bull CBBC Aug 2013 A	0.250	20,228 per 20,000 units	20,428 per 20,000 units	2013/08/29	200,000,000	2012/10/22

Newly listed callable bull/bear contracts in 2012 (continued)

Code	Issuer	Name of issue	Issue prices (HK\$)	Strike price (HKD) / Strike level per 10 units	Call price (HKD) / Call level per 10 units	Expiry date	No. of issue (units)	Listing date
63653	HK Bank	ICBC R Bull CBBC Jul 2013 B	0.250	3.43	3.68	2013/07/29	60,000,000	2012/10/22
63658	HK Bank	ICBC R Bear CBBC Sep 2013 A	0.250	5.93	5.68	2013/09/16	50,000,000	2012/10/22
63644	SGA Societe Generale Acceptance N.V.	HSI R Bull CBBC Feb13 A	0.250	20,750 per 10,000 units	20,950 per 10,000 units	2013/02/27	300,000,000	2012/10/22
63646	SGA Societe Generale Acceptance N.V.	HSI R Bear CBBC Feb13 J	0.250	21,650 per 10,000 units	21,450 per 10,000 units	2013/02/27	300,000,000	2012/10/22
63649	SGA Societe Generale Acceptance N.V.	HSI R Bear CBBC Feb13 K	0.250	21,750 per 10,000 units	21,550 per 10,000 units	2013/02/27	300,000,000	2012/10/22
63675	UBS AG	HSI R Bear CBBC Jan 2013 V	0.250	21,400 per 10,000 units	21,200 per 10,000 units	2013/01/30	300,000,000	2012/10/22
63669	UBS AG	HSI R Bear CBBC Apr 2013 Y	0.250	22,450 per 10,000 units	22,250 per 10,000 units	2013/04/29	300,000,000	2012/10/22
63667	UBS AG	HSI R Bear CBBC Jul 2013 D	0.250	23,400 per 10,000 units	23,200 per 10,000 units	2013/07/30	300,000,000	2012/10/22
63688	BNP Paribas Arbit Issu B.V.	HSI R Bear CBBC Apr 2013 I	0.300	23,700 per 10,000 units	23,500 per 10,000 units	2013/04/29	200,000,000	2012/10/24
63689	BNP Paribas Arbit Issu B.V.	HSI R Bear CBBC Apr 2013 J	0.250	23,200 per 10,000 units	23,000 per 10,000 units	2013/04/29	200,000,000	2012/10/24
63690	BNP Paribas Arbit Issu B.V.	HSI R Bear CBBC Apr 2013 K	0.250	22,700 per 10,000 units	22,500 per 10,000 units	2013/04/29	200,000,000	2012/10/24
63691	BNP Paribas Arbit Issu B.V.	HSI R Bear CBBC Apr 2013 L	0.250	22,500 per 10,000 units	22,300 per 10,000 units	2013/04/29	200,000,000	2012/10/24
63692	BNP Paribas Arbit Issu B.V.	HSI R Bear CBBC Apr 2013 M	0.250	22,300 per 10,000 units	22,100 per 10,000 units	2013/04/29	200,000,000	2012/10/24
63680	Credit Suisse AG	HSI R Bull CBBC May 2013 D	0.250	21,008 per 10,000 units	21,208 per 10,000 units	2013/05/30	350,000,000	2012/10/24
63677	Credit Suisse AG	HSI R Bear CBBC Feb 2013 M	0.250	21,400 per 10,000 units	21,200 per 10,000 units	2013/02/27	350,000,000	2012/10/24
63678	Citigroup Global Mkt H Inc.	HSI R Bull CBBC Sep 2013 B	0.250	20,600 per 10,000 units	20,800 per 10,000 units	2013/09/27	60,000,000	2012/10/24
63699	UBS AG	HSCEI R Bull CBBC Feb 2013 B	0.250	9,800 per 10,000 units	10,000 per 10,000 units	2013/02/27	100,000,000	2012/10/24
63700	UBS AG	HSCEI R Bull CBBC Mar 2013 B	0.250	9,550 per 10,000 units	9,750 per 10,000 units	2013/03/27	100,000,000	2012/10/24
63698	UBS AG	HSCEI R Bear CBBC Feb 2013 B	0.250	11,700 per 10,000 units	11,500 per 10,000 units	2013/02/27	100,000,000	2012/10/24
63695	UBS AG	HSCEI R Bear CBBC Mar 2013 B	0.250	12,200 per 10,000 units	12,000 per 10,000 units	2013/03/27	100,000,000	2012/10/24
63694	UBS AG	HSI R Bull CBBC Feb 2013 X	0.250	21,000 per 10,000 units	21,200 per 10,000 units	2013/02/27	300,000,000	2012/10/24
63676	UBS AG	HSI R Bear CBBC Apr 2013 Z	0.250	21,450 per 10,000 units	21,250 per 10,000 units	2013/04/29	300,000,000	2012/10/24
63755	BNP Paribas Arbit Issu B.V.	HSI R Bull CBBC Sep 2013 F	0.250	21,100 per 10,000 units	21,300 per 10,000 units	2013/09/27	200,000,000	2012/10/25
63756	BNP Paribas Arbit Issu B.V.	HSI R Bull CBBC Sep 2013 G	0.250	21,000 per 10,000 units	21,200 per 10,000 units	2013/09/27	200,000,000	2012/10/25
63752	Credit Suisse AG	HSI R Bull CBBC Jul 2013 A	0.250	21,050 per 10,000 units	21,250 per 10,000 units	2013/07/30	350,000,000	2012/10/25
63753	Credit Suisse AG	HSI R Bull CBBC Jul 2013 B	0.250	21,216 per 10,000 units	21,416 per 10,000 units	2013/07/30	350,000,000	2012/10/25
63754	Credit Suisse AG	HSI R Bull CBBC Jul 2013 C	0.250	21,200 per 12,000 units	21,400 per 12,000 units	2013/07/30	350,000,000	2012/10/25
63737	Credit Suisse AG	HSI R Bear CBBC Mar 2013 V	0.250	21,450 per 10,000 units	21,250 per 10,000 units	2013/03/27	350,000,000	2012/10/25
63738	Credit Suisse AG	HSI R Bear CBBC Mar 2013 W	0.250	21,600 per 10,000 units	21,400 per 10,000 units	2013/03/27	350,000,000	2012/10/25
63730	Credit Suisse AG	HSI R Bear CBBC Jun 2013 F	0.325	24,300 per 10,000 units	24,100 per 10,000 units	2013/06/27	350,000,000	2012/10/25
63731	Credit Suisse AG	HSI R Bear CBBC Jun 2013 G	0.355	24,600 per 10,000 units	24,400 per 10,000 units	2013/06/27	350,000,000	2012/10/25
63733	Credit Suisse AG	HSI R Bear CBBC Jul 2013 E	0.340	24,400 per 10,000 units	24,200 per 10,000 units	2013/07/30	350,000,000	2012/10/25
63734	Credit Suisse AG	HSI R Bear CBBC Jul 2013 F	0.370	24,700 per 10,000 units	24,500 per 10,000 units	2013/07/30	350,000,000	2012/10/25
63735	Credit Suisse AG	HSI R Bear CBBC Aug 2013 A	0.350	24,500 per 10,000 units	24,300 per 10,000 units	2013/08/29	350,000,000	2012/10/25
63718	Goldman Sachs SP (Asia)	HSI R Bull CBBC Jan 2013 I	0.271	20,988 per 10,000 units	21,188 per 10,000 units	2013/01/30	150,000,000	2012/10/25
63759	Goldman Sachs SP (Asia)	HSI R Bull CBBC Jan 2013 J	0.251	21,088 per 10,000 units	21,288 per 10,000 units	2013/01/30	150,000,000	2012/10/25
63760	Goldman Sachs SP (Asia)	HSI R Bull CBBC Jan 2013 K	0.256	21,188 per 10,000 units	21,388 per 10,000 units	2013/01/30	150,000,000	2012/10/25
63719	Goldman Sachs SP (Asia)	HSI R Bear CBBC Jan 2013 F	0.265	21,438 per 10,000 units	21,238 per 10,000 units	2013/01/30	150,000,000	2012/10/25
63762	Goldman Sachs SP (Asia)	HSI R Bear CBBC Jan 2013 G	0.254	21,638 per 10,000 units	21,438 per 10,000 units	2013/01/30	150,000,000	2012/10/25
63763	Goldman Sachs SP (Asia)	HSI R Bear CBBC Jan 2013 H	0.251	22,438 per 10,000 units	22,238 per 10,000 units	2013/01/30	150,000,000	2012/10/25
63766	Goldman Sachs SP (Asia)	HSI R Bear CBBC Jan 2013 I	0.257	22,738 per 10,000 units	22,538 per 10,000 units	2013/01/30	150,000,000	2012/10/25
63705	HK Bank	A50 R Bear CBBC Aug 2013 A	0.250	11.18	10.88	2013/08/26	50,000,000	2012/10/25
63707	HK Bank	HSI R Bear CBBC Dec 2013 A	0.250	24,928 per 20,000 units	24,628 per 20,000 units	2013/12/30	400,000,000	2012/10/25

Newly listed callable bull/bear contracts in 2012 (continued)

Code	Issuer	Name of issue	Issue prices (HK\$)	Strike price (HKD) / Strike level per 10 units	Call price (HKD) / Call level per 10 units	Expiry date	No. of issue (units)	Listing date
63706	HK Bank	TCH R Bear CBBC Apr 2013 B	0.250	279.88 per 100 units	271.88 per 100 units	2013/04/18	50,000,000	2012/10/25
63774	J P Morgan SP BV	HSI R Bull CBBC May 2013 J	0.250	21,200 per 10,000 units	21,400 per 10,000 units	2013/05/30	300,000,000	2012/10/25
63776	J P Morgan SP BV	HSI R Bull CBBC May 2013 K	0.250	20,600 per 10,000 units	20,800 per 10,000 units	2013/05/30	300,000,000	2012/10/25
63775	J P Morgan SP BV	HSI R Bull CBBC Jun 2013 G	0.250	20,800 per 10,000 units	21,000 per 10,000 units	2013/06/27	300,000,000	2012/10/25
63777	J P Morgan SP BV	HSI R Bull CBBC Jun 2013 H	0.250	20,400 per 10,000 units	20,600 per 10,000 units	2013/06/27	300,000,000	2012/10/25
63767	J P Morgan SP BV	HSI R Bear CBBC May 2013 Q	0.250	23,700 per 10,000 units	23,500 per 10,000 units	2013/05/30	300,000,000	2012/10/25
63772	J P Morgan SP BV	HSI R Bear CBBC May 2013 R	0.250	22,400 per 10,000 units	22,200 per 10,000 units	2013/05/30	300,000,000	2012/10/25
63771	J P Morgan SP BV	HSI R Bear CBBC Jun 2013 B	0.250	23,200 per 10,000 units	23,000 per 10,000 units	2013/06/27	300,000,000	2012/10/25
63773	J P Morgan SP BV	HSI R Bear CBBC Jun 2013 C	0.250	22,300 per 10,000 units	22,100 per 10,000 units	2013/06/27	300,000,000	2012/10/25
63703	Merrill Lynch Int'l & Co. C.V.	HSI R Bull CBBC Feb 2013 D	0.250	20,928 per 10,000 units	21,128 per 10,000 units	2013/02/27	60,000,000	2012/10/25
63704	Merrill Lynch Int'l & Co. C.V.	HSI R Bull CBBC Feb 2013 E	0.250	20,828 per 10,000 units	21,028 per 10,000 units	2013/02/27	60,000,000	2012/10/25
63708	Merrill Lynch Int'l & Co. C.V.	HSI R Bear CBBC Feb 2013 I	0.250	22,588 per 10,000 units	22,388 per 10,000 units	2013/02/27	60,000,000	2012/10/25
63709	Merrill Lynch Int'l & Co. C.V.	HSI R Bear CBBC Feb 2013 J	0.250	22,488 per 10,000 units	22,288 per 10,000 units	2013/02/27	60,000,000	2012/10/25
63710	Merrill Lynch Int'l & Co. C.V.	HSI R Bear CBBC Feb 2013 K	0.250	22,388 per 10,000 units	22,188 per 10,000 units	2013/02/27	60,000,000	2012/10/25
63711	Merrill Lynch Int'l & Co. C.V.	HSI R Bear CBBC Feb 2013 L	0.250	22,288 per 10,000 units	22,088 per 10,000 units	2013/02/27	60,000,000	2012/10/25
63712	Merrill Lynch Int'l & Co. C.V.	HSI R Bear CBBC Feb 2013 M	0.250	22,188 per 10,000 units	21,988 per 10,000 units	2013/02/27	60,000,000	2012/10/25
63722	SGA Societe Generale Acceptance N.V.	HSI R Bull CBBC Feb13 B	0.250	21,000 per 10,000 units	21,200 per 10,000 units	2013/02/27	300,000,000	2012/10/25
63739	SGA Societe Generale Acceptance N.V.	HSI R Bull CBBC Feb13 L	0.250	21,200 per 10,000 units	21,400 per 10,000 units	2013/02/27	300,000,000	2012/10/25
63740	SGA Societe Generale Acceptance N.V.	HSI R Bull CBBC Feb13 M	0.250	21,100 per 10,000 units	21,300 per 10,000 units	2013/02/27	300,000,000	2012/10/25
63724	SGA Societe Generale Acceptance N.V.	HSI R Bear CBBC Feb13 L	0.250	21,850 per 10,000 units	21,650 per 10,000 units	2013/02/27	300,000,000	2012/10/25
63725	SGA Societe Generale Acceptance N.V.	HSI R Bear CBBC Feb13 M	0.250	21,950 per 10,000 units	21,750 per 10,000 units	2013/02/27	300,000,000	2012/10/25
63726	SGA Societe Generale Acceptance N.V.	HSI R Bear CBBC Feb13 N	0.250	22,050 per 10,000 units	21,850 per 10,000 units	2013/02/27	300,000,000	2012/10/25
63729	SGA Societe Generale Acceptance N.V.	HSI R Bear CBBC Feb13 O	0.250	22,150 per 10,000 units	21,950 per 10,000 units	2013/02/27	300,000,000	2012/10/25
63748	UBS AG	Sinopec Corp R Bear CBBC Apr 2013 B	0.250	9.3	9	2013/04/29	100,000,000	2012/10/25
63747	UBS AG	HSCEI R Bear CBBC Apr 2013 A	0.250	12,700 per 10,000 units	12,500 per 10,000 units	2013/04/29	100,000,000	2012/10/25
63751	UBS AG	HSI R Bull CBBC Feb 2013 Y	0.250	21,200 per 10,000 units	21,400 per 10,000 units	2013/02/27	300,000,000	2012/10/25
63749	UBS AG	HSI R Bull CBBC Apr 2013 N	0.250	21,050 per 10,000 units	21,250 per 10,000 units	2013/04/29	300,000,000	2012/10/25
63720	UBS AG	HSI R Bear CBBC Jan 2013 W	0.250	21,500 per 10,000 units	21,300 per 10,000 units	2013/01/30	300,000,000	2012/10/25
63743	UBS AG	HSI R Bear CBBC Jan 2013 X	0.250	23,300 per 10,000 units	23,100 per 10,000 units	2013/01/30	300,000,000	2012/10/25
63745	UBS AG	HSI R Bear CBBC Mar 2013 A	0.250	22,750 per 10,000 units	22,550 per 10,000 units	2013/03/27	300,000,000	2012/10/25
63746	UBS AG	HSI R Bear CBBC Mar 2013 B	0.250	22,550 per 10,000 units	22,350 per 10,000 units	2013/03/27	300,000,000	2012/10/25
63742	UBS AG	HSI R Bear CBBC Mar 2013 Z	0.250	23,800 per 10,000 units	23,600 per 10,000 units	2013/03/27	300,000,000	2012/10/25
63741	UBS AG	HSI R Bear CBBC Apr 2013 A	0.270	24,100 per 10,000 units	23,900 per 10,000 units	2013/04/29	300,000,000	2012/10/25
63744	UBS AG	HSI R Bear CBBC Apr 2013 B	0.250	23,050 per 10,000 units	22,850 per 10,000 units	2013/04/29	300,000,000	2012/10/25
63791	BNP Paribas Arbit Issu B.V.	A50 Ch R Bull CBBC Mar 2013 E	0.250	9.3	9.6	2013/03/27	200,000,000	2012/10/26
63792	BNP Paribas Arbit Issu B.V.	HSCEI R Bull CBBC May 2013 B	0.250	10,000 per 5,000 units	10,200 per 5,000 units	2013/05/30	200,000,000	2012/10/26
63796	BNP Paribas Arbit Issu B.V.	HSI R Bull CBBC Sep 2013 H	0.250	21,200 per 10,000 units	21,400 per 10,000 units	2013/09/27	200,000,000	2012/10/26
63793	BNP Paribas Arbit Issu B.V.	HSI R Bear CBBC Apr 2013 N	0.300	24,200 per 10,000 units	24,000 per 10,000 units	2013/04/29	200,000,000	2012/10/26
63794	BNP Paribas Arbit Issu B.V.	HSI R Bear CBBC Apr 2013 O	0.250	23,100 per 10,000 units	22,900 per 10,000 units	2013/04/29	200,000,000	2012/10/26
63795	BNP Paribas Arbit Issu B.V.	HSI R Bear CBBC Apr 2013 P	0.250	22,900 per 10,000 units	22,700 per 10,000 units	2013/04/29	200,000,000	2012/10/26
63846	BNP Paribas Arbit Issu B.V.	HSI R Bear CBBC Apr 2013 Q	0.250	21,800 per 10,000 units	21,600 per 10,000 units	2013/04/29	200,000,000	2012/10/26
63787	Credit Suisse AG	HSI R Bull CBBC Apr 2013 F	0.250	21,100 per 10,000 units	21,300 per 10,000 units	2013/04/29	350,000,000	2012/10/26
63788	Credit Suisse AG	HSI R Bull CBBC Apr 2013 G	0.250	21,250 per 10,000 units	21,450 per 10,000 units	2013/04/29	350,000,000	2012/10/26

Newly listed callable bull/bear contracts in 2012 (continued)

Code	Issuer	Name of issue	Issue prices (HK\$)	Strike price (HKD) / Strike level per 10 units	Call price (HKD) / Call level per 10 units	Expiry date	No. of issue (units)	Listing date
63789	Credit Suisse AG	HSI R Bull CBBC Apr 2013 H	0.250	21,346 per 10,000 units	21,546 per 10,000 units	2013/04/29	350,000,000	2012/10/26
63790	Credit Suisse AG	HSI R Bull CBBC May 2013 E	0.250	21,310 per 12,000 units	21,510 per 12,000 units	2013/05/30	350,000,000	2012/10/26
63786	Credit Suisse AG	HSI R Bear CBBC Jan 2013 J	0.250	21,800 per 10,000 units	21,600 per 10,000 units	2013/01/30	350,000,000	2012/10/26
63784	Credit Suisse AG	HSI R Bear CBBC Jan 2013 Z	0.250	21,650 per 10,000 units	21,450 per 10,000 units	2013/01/30	350,000,000	2012/10/26
63838	Citigroup Global Mkt H Inc.	HSI R Bull CBBC Sep 2013 C	0.250	20,800 per 10,000 units	21,000 per 10,000 units	2013/09/27	100,000,000	2012/10/26
63845	Citigroup Global Mkt H Inc.	HSI R Bull CBBC Sep 2013 D	0.250	21,000 per 10,000 units	21,200 per 10,000 units	2013/09/27	100,000,000	2012/10/26
63837	Citigroup Global Mkt H Inc.	HSI R Bear CBBC Jan 2013 N	0.250	22,800 per 10,000 units	22,600 per 10,000 units	2013/01/30	100,000,000	2012/10/26
63860	Daiwa Capital Mkt	HSCEI R Bull CBBC May 2013 A	0.250	10,000 per 10,000 units	10,200 per 10,000 units	2013/05/30	80,000,000	2012/10/26
63863	Daiwa Capital Mkt	HSCEI R Bear CBBC Mar 2013 A	0.250	11,600 per 10,000 units	11,400 per 10,000 units	2013/03/27	80,000,000	2012/10/26
63865	Daiwa Capital Mkt	HSCEI R Bear CBBC Apr 2013 A	0.250	12,100 per 10,000 units	11,900 per 10,000 units	2013/04/29	80,000,000	2012/10/26
63869	Daiwa Capital Mkt	HSI R Bull CBBC Mar 2013 I	0.250	21,200 per 10,000 units	21,400 per 10,000 units	2013/03/27	158,000,000	2012/10/26
63870	Daiwa Capital Mkt	HSI R Bull CBBC May 2013 D	0.250	20,600 per 10,000 units	20,800 per 10,000 units	2013/05/30	158,000,000	2012/10/26
63871	Daiwa Capital Mkt	HSI R Bull CBBC May 2013 E	0.250	20,400 per 10,000 units	20,600 per 10,000 units	2013/05/30	158,000,000	2012/10/26
63872	Daiwa Capital Mkt	HSI R Bear CBBC Mar 2013 E	0.250	22,200 per 10,000 units	22,000 per 10,000 units	2013/03/27	158,000,000	2012/10/26
63873	Daiwa Capital Mkt	HSI R Bear CBBC Apr 2013 B	0.250	22,600 per 10,000 units	22,400 per 10,000 units	2013/04/29	158,000,000	2012/10/26
63877	Daiwa Capital Mkt	HSI R Bear CBBC May 2013 D	0.250	23,400 per 10,000 units	23,200 per 10,000 units	2013/05/30	158,000,000	2012/10/26
63878	Daiwa Capital Mkt	HSI R Bear CBBC Jun 2013 C	0.270	23,700 per 10,000 units	23,500 per 10,000 units	2013/06/27	158,000,000	2012/10/26
63847	Goldman Sachs SP (Asia)	HSI R Bull CBBC Jan 2013 L	0.252	21,288 per 10,000 units	21,488 per 10,000 units	2013/01/30	150,000,000	2012/10/26
63853	Goldman Sachs SP (Asia)	HSI R Bear CBBC Jan 2013 J	0.261	22,638 per 10,000 units	22,438 per 10,000 units	2013/01/30	150,000,000	2012/10/26
63854	Goldman Sachs SP (Asia)	HSI R Bear CBBC Jan 2013 K	0.254	22,838 per 10,000 units	22,638 per 10,000 units	2013/01/30	150,000,000	2012/10/26
63857	Goldman Sachs SP (Asia)	HSI R Bear CBBC Jan 2013 L	0.253	23,038 per 10,000 units	22,838 per 10,000 units	2013/01/30	150,000,000	2012/10/26
63778	HK Bank	A50 R Bear CBBC Sep 2013 A	0.250	11.48	11.18	2013/09/23	50,000,000	2012/10/26
63780	HK Bank	HSI R Bull CBBC May 2013 F	0.250	20,788 per 15,000 units	20,988 per 15,000 units	2013/05/30	100,000,000	2012/10/26
63781	HK Bank	HSI R Bull CBBC Aug 2013 B	0.250	19,328 per 20,000 units	19,628 per 20,000 units	2013/08/29	400,000,000	2012/10/26
63830	Merrill Lynch Int'l & Co. C.V.	HSI R Bull CBBC Feb 2013 F	0.250	21,228 per 10,000 units	21,428 per 10,000 units	2013/02/27	60,000,000	2012/10/26
63831	Merrill Lynch Int'l & Co. C.V.	HSI R Bull CBBC Feb 2013 G	0.250	21,128 per 10,000 units	21,328 per 10,000 units	2013/02/27	60,000,000	2012/10/26
63835	Merrill Lynch Int'l & Co. C.V.	HSI R Bull CBBC Feb 2013 H	0.250	21,028 per 10,000 units	21,228 per 10,000 units	2013/02/27	60,000,000	2012/10/26
63826	Merrill Lynch Int'l & Co. C.V.	HSI R Bear CBBC Feb 2013 N	0.250	22,888 per 10,000 units	22,688 per 10,000 units	2013/02/27	60,000,000	2012/10/26
63828	Merrill Lynch Int'l & Co. C.V.	HSI R Bear CBBC Feb 2013 O	0.250	22,788 per 10,000 units	22,588 per 10,000 units	2013/02/27	60,000,000	2012/10/26
63829	Merrill Lynch Int'l & Co. C.V.	HSI R Bear CBBC Feb 2013 P	0.250	22,688 per 10,000 units	22,488 per 10,000 units	2013/02/27	60,000,000	2012/10/26
63798	SGA Societe Generale Acceptance N.V.	HSI R Bull CBBC Feb13 P	0.250	21,150 per 10,000 units	21,350 per 10,000 units	2013/02/27	300,000,000	2012/10/26
63799	SGA Societe Generale Acceptance N.V.	HSI R Bull CBBC Feb13 T	0.250	21,300 per 10,000 units	21,500 per 10,000 units	2013/02/27	300,000,000	2012/10/26
63797	SGA Societe Generale Acceptance N.V.	HSI R Bull CBBC Mar13 C	0.250	20,950 per 10,000 units	21,150 per 10,000 units	2013/03/27	300,000,000	2012/10/26
63800	SGA Societe Generale Acceptance N.V.	HSI R Bear CBBC Feb13 P	0.250	22,450 per 10,000 units	22,250 per 10,000 units	2013/02/27	300,000,000	2012/10/26
63801	SGA Societe Generale Acceptance N.V.	HSI R Bear CBBC Feb13 Q	0.250	22,550 per 10,000 units	22,350 per 10,000 units	2013/02/27	300,000,000	2012/10/26
63802	SGA Societe Generale Acceptance N.V.	HSI R Bear CBBC Mar13 A	0.300	23,400 per 10,000 units	23,200 per 10,000 units	2013/03/27	300,000,000	2012/10/26
63807	SGA Societe Generale Acceptance N.V.	HSI R Bear CBBC Mar13 B	0.330	23,600 per 10,000 units	23,400 per 10,000 units	2013/03/27	300,000,000	2012/10/26
63819	UBS AG	AIA R Bull CBBC May 2013 B	0.300	26.88	27.88	2013/05/27	100,000,000	2012/10/26
63820	UBS AG	CC Bank R Bull CBBC Aug 2013 A	0.250	5.2	5.5	2013/08/12	100,000,000	2012/10/26
63808	UBS AG	CNBM R Bull CBBC Jul 2013 A	0.250	7.08	7.88	2013/07/29	50,000,000	2012/10/26
63822	UBS AG	Sinopec Corp R Bull CBBC Jun 2013 B	0.250	7.2	7.5	2013/06/03	100,000,000	2012/10/26
63818	UBS AG	A50 China R Bull CBBC Mar 2013 C	0.250	9.45	9.75	2013/03/18	100,000,000	2012/10/26

Newly listed callable bull/bear contracts in 2012 (continued)

Code	Issuer	Name of issue	Issue prices (HK\$)	Strike price (HKD) / Strike level per 10 units	Call price (HKD) / Call level per 10 units	Expiry date	No. of issue (units)	Listing date
63817	UBS AG	A50 China R Bear CBBC Apr 2013 B	0.250	12.3	12	2013/04/08	100,000,000	2012/10/26
63825	UBS AG	HSI R Bull CBBC Jan 2013 F	0.250	21,300 per 10,000 units	21,500 per 10,000 units	2013/01/30	300,000,000	2012/10/26
63823	UBS AG	HSI R Bull CBBC Apr 2013 O	0.250	20,950 per 10,000 units	21,150 per 10,000 units	2013/04/29	300,000,000	2012/10/26
63824	UBS AG	HSI R Bull CBBC May 2013 T	0.250	21,150 per 10,000 units	21,350 per 10,000 units	2013/05/30	300,000,000	2012/10/26
63811	UBS AG	HSI R Bear CBBC Feb 2013 H	0.250	23,900 per 10,000 units	23,700 per 10,000 units	2013/02/27	300,000,000	2012/10/26
63812	UBS AG	HSI R Bear CBBC Feb 2013 I	0.250	23,600 per 10,000 units	23,400 per 10,000 units	2013/02/27	300,000,000	2012/10/26
63815	UBS AG	HSI R Bear CBBC Feb 2013 J	0.250	22,250 per 10,000 units	22,050 per 10,000 units	2013/02/27	300,000,000	2012/10/26
63816	UBS AG	HSI R Bear CBBC Feb 2013 K	0.250	21,800 per 10,000 units	21,600 per 10,000 units	2013/02/27	300,000,000	2012/10/26
63813	UBS AG	HSI R Bear CBBC Mar 2013 D	0.250	23,150 per 10,000 units	22,950 per 10,000 units	2013/03/27	300,000,000	2012/10/26
63782	UBS AG	HSI R Bear CBBC Mar 2013 E	0.250	21,650 per 10,000 units	21,450 per 10,000 units	2013/03/27	300,000,000	2012/10/26
63810	UBS AG	HSI R Bear CBBC Mar 2013 F	0.270	24,200 per 10,000 units	24,000 per 10,000 units	2013/03/27	300,000,000	2012/10/26
63814	UBS AG	HSI R Bear CBBC Apr 2013 C	0.250	22,650 per 10,000 units	22,450 per 10,000 units	2013/04/29	300,000,000	2012/10/26
63905	Credit Suisse AG	HSI R Bull CBBC Jun 2013 E	0.250	21,150 per 10,000 units	21,350 per 10,000 units	2013/06/27	350,000,000	2012/10/29
63917	Credit Suisse AG	HSI R Bull CBBC Jun 2013 F	0.250	21,356 per 10,000 units	21,556 per 10,000 units	2013/06/27	350,000,000	2012/10/29
63906	Credit Suisse AG	HSI R Bear CBBC Jan 2013 P	0.250	21,750 per 10,000 units	21,550 per 10,000 units	2013/01/30	350,000,000	2012/10/29
63901	HK Bank	A50 R Bull CBBC Jun 2013 C	0.250	9.48	9.78	2013/06/24	100,000,000	2012/10/29
63900	HK Bank	HSI R Bull CBBC Jun 2013 F	0.250	20,988 per 15,000 units	21,188 per 15,000 units	2013/06/27	100,000,000	2012/10/29
63899	UBS AG	HSCEI R Bull CBBC Jun 2013 C	0.250	10,050 per 10,000 units	10,250 per 10,000 units	2013/06/27	100,000,000	2012/10/29
63898	UBS AG	HSCEI R Bear CBBC Mar 2013 C	0.260	13,200 per 10,000 units	13,000 per 10,000 units	2013/03/27	100,000,000	2012/10/29
63887	UBS AG	HSI R Bull CBBC Mar 2013 Q	0.250	21,100 per 10,000 units	21,300 per 10,000 units	2013/03/27	300,000,000	2012/10/29
63886	UBS AG	HSI R Bull CBBC Apr 2013 P	0.250	21,250 per 10,000 units	21,450 per 10,000 units	2013/04/29	300,000,000	2012/10/29
63918	UBS AG	HSI R Bull CBBC May 2013 U	0.250	21,350 per 10,000 units	21,550 per 10,000 units	2013/05/30	300,000,000	2012/10/29
63888	UBS AG	HSI R Bull CBBC Jul 2013 F	0.250	20,900 per 38,000 units	21,300 per 38,000 units	2013/07/30	300,000,000	2012/10/29
63896	UBS AG	HSI R Bull CBBC Aug 2013 E	0.250	19,900 per 38,000 units	20,300 per 38,000 units	2013/08/29	300,000,000	2012/10/29
63895	UBS AG	HSI R Bull CBBC Sep 2013 D	0.250	20,400 per 38,000 units	20,800 per 38,000 units	2013/09/27	300,000,000	2012/10/29
63915	UBS AG	HSI R Bear CBBC May 2013 M	0.250	21,750 per 10,000 units	21,550 per 10,000 units	2013/05/30	300,000,000	2012/10/29
63884	UBS AG	HSI R Bear CBBC Sep 2013 B	0.250	24,700 per 38,000 units	24,300 per 38,000 units	2013/09/27	300,000,000	2012/10/29
63880	UBS AG	HSI R Bear CBBC Oct 2013 B	0.250	25,200 per 38,000 units	24,800 per 38,000 units	2013/10/30	300,000,000	2012/10/29
63879	UBS AG	HSI R Bear CBBC Nov 2013 A	0.250	25,700 per 38,000 units	25,300 per 38,000 units	2013/11/28	300,000,000	2012/10/29
63981	BNP Paribas Arbit Issu B.V.	HSI R Bull CBBC Sep 2013 I	0.250	21,300 per 10,000 units	21,500 per 10,000 units	2013/09/27	200,000,000	2012/10/30
63983	BNP Paribas Arbit Issu B.V.	HSI R Bull CBBC Sep 2013 J	0.250	21,400 per 10,000 units	21,600 per 10,000 units	2013/09/27	200,000,000	2012/10/30
63964	Credit Suisse AG	HSI R Bull CBBC Jan 2013 W	0.250	21,300 per 10,000 units	21,500 per 10,000 units	2013/01/30	350,000,000	2012/10/30
63979	Credit Suisse AG	HSI R Bull CBBC May 2013 F	0.250	21,497 per 10,000 units	21,697 per 10,000 units	2013/05/30	350,000,000	2012/10/30
63980	Credit Suisse AG	HSI R Bull CBBC May 2013 G	0.250	21,460 per 12,000 units	21,660 per 12,000 units	2013/05/30	350,000,000	2012/10/30
63971	Credit Suisse AG	HSI R Bear CBBC Jan 2013 D	0.250	21,900 per 10,000 units	21,700 per 10,000 units	2013/01/30	350,000,000	2012/10/30
63969	Credit Suisse AG	HSI R Bear CBBC Jan 2013 Q	0.250	21,780 per 10,000 units	21,580 per 10,000 units	2013/01/30	350,000,000	2012/10/30
63950	HK Bank	China Mobile R Bear CBBC Jun 2013 A	0.250	96.38 per 100 units	93.88 per 100 units	2013/06/24	50,000,000	2012/10/30
63939	HK Bank	China Life R Bear CBBC Jul 2013 A	0.350	25.78	24.78	2013/07/29	50,000,000	2012/10/30
63937	HK Bank	CNBM R Bear CBBC Sep 2013 A	0.280	11.98	11.18	2013/09/09	50,000,000	2012/10/30
63963	HK Bank	China Shenhua R Bull CBBC Aug 2013 A	0.250	28.28 per 100 units	30.28 per 100 units	2013/08/29	40,000,000	2012/10/30
63952	HK Bank	China Shenhua R Bear CBBC Aug 2013 A	0.250	38.48 per 100 units	36.48 per 100 units	2013/08/29	40,000,000	2012/10/30
63951	HK Bank	Evergrande R Bull CBBC Sep 2013 A	0.250	2.58	2.98	2013/09/16	50,000,000	2012/10/30

Newly listed callable bull/bear contracts in 2012 (continued)

Code	Issuer	Name of issue	Issue prices (HK\$)	Strike price (HKD) / Strike level per 10 units	Call price (HKD) / Call level per 10 units	Expiry date	No. of issue (units)	Listing date
63940	HK Bank	A50 R Bear CBBC Jul 2013 A	0.250	11.48	11.18	2013/07/29	50,000,000	2012/10/30
63936	HK Bank	HSI R Bear CBBC Sep 2013 B	0.250	22,788 per 15,000 units	22,588 per 15,000 units	2013/09/27	100,000,000	2012/10/30
63919	SGA Societe Generale Acceptance N.V.	HSI R Bull CBBC Mar13 D	0.250	21,050 per 10,000 units	21,250 per 10,000 units	2013/03/27	300,000,000	2012/10/30
63920	SGA Societe Generale Acceptance N.V.	HSI R Bull CBBC Mar13 E	0.250	21,250 per 10,000 units	21,450 per 10,000 units	2013/03/27	300,000,000	2012/10/30
63924	SGA Societe Generale Acceptance N.V.	HSI R Bear CBBC Jan13 G	0.250	21,800 per 10,000 units	21,600 per 10,000 units	2013/01/30	300,000,000	2012/10/30
63930	SGA Societe Generale Acceptance N.V.	HSI R Bear CBBC Feb13 R	0.250	22,650 per 10,000 units	22,450 per 10,000 units	2013/02/27	300,000,000	2012/10/30
63931	SGA Societe Generale Acceptance N.V.	HSI R Bear CBBC Feb13 S	0.250	22,750 per 10,000 units	22,550 per 10,000 units	2013/02/27	300,000,000	2012/10/30
63934	SGA Societe Generale Acceptance N.V.	HSI R Bear CBBC Mar13 C	0.350	23,800 per 10,000 units	23,600 per 10,000 units	2013/03/27	300,000,000	2012/10/30
63935	SGA Societe Generale Acceptance N.V.	HSI R Bear CBBC Mar13 D	0.375	24,000 per 10,000 units	23,800 per 10,000 units	2013/03/27	300,000,000	2012/10/30
63984	UBS AG	HKEEx R Bull CBBC May 2013 C	0.250	114 per 100 units	120 per 100 units	2013/05/13	100,000,000	2012/10/30
63985	UBS AG	HKEEx R Bear CBBC May 2013 A	0.355	161 per 100 units	155 per 100 units	2013/05/20	100,000,000	2012/10/30
63986	UBS AG	HSI R Bull CBBC Jun 2013 U	0.250	21,450 per 10,000 units	21,650 per 10,000 units	2013/06/27	300,000,000	2012/10/30
63972	UBS AG	HSI R Bear CBBC Apr 2013 E	0.250	21,850 per 10,000 units	21,650 per 10,000 units	2013/04/29	300,000,000	2012/10/30
63977	UBS AG	HSI R Bear CBBC May 2013 N	0.250	22,950 per 10,000 units	22,750 per 10,000 units	2013/05/30	300,000,000	2012/10/30
64053	BNP Paribas Arbit Issu B.V.	HSI R Bull CBBC Sep 2013 K	0.250	21,500 per 10,000 units	21,700 per 10,000 units	2013/09/27	200,000,000	2012/10/31
64051	Credit Suisse AG	HSI R Bull CBBC Jun 2013 G	0.250	21,563 per 10,000 units	21,763 per 10,000 units	2013/06/27	350,000,000	2012/10/31
64052	Credit Suisse AG	HSI R Bull CBBC Jun 2013 H	0.250	21,550 per 12,000 units	21,750 per 12,000 units	2013/06/27	350,000,000	2012/10/31
63997	Credit Suisse AG	HSI R Bull CBBC Aug 2013 A	0.250	21,450 per 10,000 units	21,650 per 10,000 units	2013/08/29	350,000,000	2012/10/31
64044	Credit Suisse AG	HSI R Bear CBBC Feb 2013 S	0.250	21,953 per 10,000 units	21,753 per 10,000 units	2013/02/27	350,000,000	2012/10/31
63987	Credit Suisse AG	HSI R Bear CBBC Aug 2013 B	0.270	24,200 per 10,000 units	24,000 per 10,000 units	2013/08/29	350,000,000	2012/10/31
63988	Credit Suisse AG	HSI R Bear CBBC Aug 2013 C	0.330	24,800 per 10,000 units	24,600 per 10,000 units	2013/08/29	350,000,000	2012/10/31
63995	Credit Suisse AG	HSI R Bear CBBC Aug 2013 D	0.350	25,000 per 10,000 units	24,800 per 10,000 units	2013/08/29	350,000,000	2012/10/31
64034	Citigroup Global Mkt H Inc.	HSI R Bull CBBC Sep 2013 E	0.250	21,200 per 10,000 units	21,400 per 10,000 units	2013/09/27	100,000,000	2012/10/31
64031	Daiwa Capital Mkt	HSI R Bull CBBC Apr 2013 C	0.250	21,550 per 10,000 units	21,750 per 10,000 units	2013/04/29	158,000,000	2012/10/31
64032	Daiwa Capital Mkt	HSI R Bull CBBC May 2013 F	0.250	21,400 per 10,000 units	21,600 per 10,000 units	2013/05/30	158,000,000	2012/10/31
63998	HK Bank	China Life R Bull CBBC Jul 2013 A	0.400	18.98	19.98	2013/07/08	50,000,000	2012/10/31
64008	HK Bank	CNBM R Bull CBBC Jun 2013 A	0.250	7.98	8.78	2013/06/24	50,000,000	2012/10/31
63999	HK Bank	CNOOC R Bear CBBC Jul 2013 A	0.300	19.08	18.28	2013/07/15	50,000,000	2012/10/31
64000	HK Bank	Sinopec Corp R Bull CBBC Jul 2013 A	0.250	7.28	7.58	2013/07/29	50,000,000	2012/10/31
64010	HK Bank	HSCEI R Bull CBBC May 2013 A	0.250	10,088 per 10,000 units	10,288 per 10,000 units	2013/05/30	68,000,000	2012/10/31
64001	HK Bank	PetCh R Bull CBBC Jul 2013 A	0.250	9.48	9.88	2013/07/22	50,000,000	2012/10/31
64002	HK Bank	PetCh R Bear CBBC Jul 2013 A	0.250	13.28	12.88	2013/07/22	50,000,000	2012/10/31
64038	Merrill Lynch Int'l & Co. C.V.	HSI R Bull CBBC Mar 2013 A	0.250	21,528 per 10,000 units	21,728 per 10,000 units	2013/03/27	60,000,000	2012/10/31
64041	Merrill Lynch Int'l & Co. C.V.	HSI R Bull CBBC Mar 2013 B	0.250	21,428 per 10,000 units	21,628 per 10,000 units	2013/03/27	60,000,000	2012/10/31
64043	Merrill Lynch Int'l & Co. C.V.	HSI R Bull CBBC Mar 2013 C	0.250	21,328 per 10,000 units	21,528 per 10,000 units	2013/03/27	60,000,000	2012/10/31
64017	SGA Societe Generale Acceptance N.V.	HSI R Bull CBBC Mar13 F	0.250	21,550 per 10,000 units	21,750 per 10,000 units	2013/03/27	300,000,000	2012/10/31
64019	SGA Societe Generale Acceptance N.V.	HSI R Bull CBBC Mar13 G	0.250	21,400 per 10,000 units	21,600 per 10,000 units	2013/03/27	300,000,000	2012/10/31
64014	SGA Societe Generale Acceptance N.V.	HSI R Bear CBBC Feb13 T	0.250	22,950 per 10,000 units	22,750 per 10,000 units	2013/02/27	300,000,000	2012/10/31
64016	SGA Societe Generale Acceptance N.V.	HSI R Bear CBBC Feb13 U	0.250	22,850 per 10,000 units	22,650 per 10,000 units	2013/02/27	300,000,000	2012/10/31
64013	SGA Societe Generale Acceptance N.V.	HSI R Bear CBBC Mar13 E	0.370	24,200 per 10,000 units	24,000 per 10,000 units	2013/03/27	300,000,000	2012/10/31
64028	UBS AG	HSI R Bull CBBC Feb 2013 Z	0.250	21,550 per 10,000 units	21,750 per 10,000 units	2013/02/27	300,000,000	2012/10/31
64023	UBS AG	HSI R Bull CBBC Jul 2013 G	0.250	21,400 per 10,000 units	21,600 per 10,000 units	2013/07/30	300,000,000	2012/10/31
64022	UBS AG	HSI R Bear CBBC Mar 2013 H	0.250	21,900 per 10,000 units	21,700 per 10,000 units	2013/03/27	300,000,000	2012/10/31

Newly listed callable bull/bear contracts in 2012 (continued)

Code	Issuer	Name of issue	Issue prices (HK\$)	Strike price (HKD) / Strike level per 10 units	Call price (HKD) / Call level per 10 units	Expiry date	No. of issue (units)	Listing date
64100	Credit Suisse AG	HSI R Bull CBBC May 2013 H	0.250	21,610 per 10,000 units	21,810 per 10,000 units	2013/05/30	350,000,000	2012/11/01
64101	Credit Suisse AG	HSI R Bull CBBC May 2013 I	0.250	21,590 per 12,000 units	21,790 per 12,000 units	2013/05/30	350,000,000	2012/11/01
64077	Credit Suisse AG	HSI R Bull CBBC Jul 2013 D	0.250	21,540 per 10,000 units	21,740 per 10,000 units	2013/07/30	350,000,000	2012/11/01
64078	Credit Suisse AG	HSI R Bull CBBC Jul 2013 E	0.250	21,400 per 10,000 units	21,600 per 10,000 units	2013/07/30	350,000,000	2012/11/01
64079	Credit Suisse AG	HSI R Bear CBBC Feb 2013 V	0.250	22,000 per 10,000 units	21,800 per 10,000 units	2013/02/27	350,000,000	2012/11/01
64067	HK Bank	Anhui Conch R Bull CBBC Dec 2013 B	0.250	21.48 per 100 units	23.48 per 100 units	2013/12/20	50,000,000	2012/11/01
64074	HK Bank	AIA R Bull CBBC Sep 2013 A	0.250	28.08 per 100 units	29.08 per 100 units	2013/09/30	50,000,000	2012/11/01
64066	HK Bank	AIA R Bear CBBC Jun 2013 A	0.250	34.38 per 100 units	33.38 per 100 units	2013/06/24	50,000,000	2012/11/01
64071	HK Bank	Minsberg Bank R Bull CBBC Oct 2013 A	0.250	5.58	6.08	2013/10/21	40,000,000	2012/11/01
64054	HK Bank	HKE X R Bull CBBC Sep 2013 A	0.250	112.88 per 100 units	118.88 per 100 units	2013/09/23	60,000,000	2012/11/01
64056	HK Bank	HKE X R Bear CBBC Jul 2013 A	0.280	155.88 per 100 units	149.88 per 100 units	2013/07/08	50,000,000	2012/11/01
64075	HK Bank	HSI R Bull CBBC Aug 2013 C	0.250	21,088 per 15,000 units	21,388 per 15,000 units	2013/08/29	100,000,000	2012/11/01
64072	HK Bank	TCH R Bear CBBC Apr 2013 C	0.250	289.88 per 100 units	281.88 per 100 units	2013/04/22	50,000,000	2012/11/01
64091	UBS AG	ABC R Bull CBBC Aug 2013 A	0.250	2.75	3	2013/08/26	100,000,000	2012/11/01
64080	UBS AG	AIA R Bear CBBC Apr 2013 A	0.360	34.68	33.88	2013/04/22	100,000,000	2012/11/01
64097	UBS AG	Cheung Kong R Bull CBBC Jun 2013 B	0.250	104 per 100 units	110 per 100 units	2013/06/10	100,000,000	2012/11/01
64076	UBS AG	HSI R Bull CBBC May 2013 V	0.250	21,500 per 10,000 units	21,700 per 10,000 units	2013/05/30	300,000,000	2012/11/01
64112	UBS AG	HSI R Bull CBBC Jun 2013 V	0.250	21,600 per 10,000 units	21,800 per 10,000 units	2013/06/27	300,000,000	2012/11/01
64102	UBS AG	HSI R Bear CBBC Feb 2013 L	0.250	22,000 per 10,000 units	21,800 per 10,000 units	2013/02/27	300,000,000	2012/11/01
64096	UBS AG	TCH R Bull CBBC Jun 2013 B	0.250	252 per 100 units	260 per 100 units	2013/06/17	100,000,000	2012/11/01
64092	UBS AG	TCH R Bear CBBC Jun 2013 A	0.570	328 per 100 units	320 per 100 units	2013/06/17	100,000,000	2012/11/01
64151	BNP Paribas Arbit Issu B.V.	HSI R Bear CBBC Apr 2013 R	0.250	21,800 per 10,000 units	21,600 per 10,000 units	2013/04/29	200,000,000	2012/11/02
64152	BNP Paribas Arbit Issu B.V.	HSI R Bear CBBC Apr 2013 S	0.250	21,900 per 10,000 units	21,700 per 10,000 units	2013/04/29	200,000,000	2012/11/02
64154	BNP Paribas Arbit Issu B.V.	HSI R Bear CBBC Apr 2013 T	0.250	22,000 per 10,000 units	21,800 per 10,000 units	2013/04/29	200,000,000	2012/11/02
64130	Credit Suisse AG	HSI R Bull CBBC Aug 2013 B	0.250	21,500 per 10,000 units	21,700 per 10,000 units	2013/08/29	350,000,000	2012/11/02
64147	Credit Suisse AG	HSI R Bear CBBC Feb 2013 W	0.250	21,850 per 10,000 units	21,650 per 10,000 units	2013/02/27	350,000,000	2012/11/02
64148	Credit Suisse AG	HSI R Bear CBBC Feb 2013 X	0.250	21,746 per 10,000 units	21,546 per 10,000 units	2013/02/27	350,000,000	2012/11/02
64144	Citigroup Global Mkt H Inc.	HSI R Bear CBBC Feb 2013 A	0.250	22,000 per 10,000 units	21,800 per 10,000 units	2013/02/27	100,000,000	2012/11/02
64113	HK Bank	Cheung Kong R Bull CBBC Aug 2013 A	0.250	105.88 per 100 units	111.88 per 100 units	2013/08/23	60,000,000	2012/11/02
64114	HK Bank	Cheung Kong R Bear CBBC Jul 2013 A	0.270	144.88 per 100 units	138.88 per 100 units	2013/07/12	50,000,000	2012/11/02
64123	HK Bank	China Life R Bear CBBC Aug 2013 A	0.250	24.78	23.78	2013/08/26	50,000,000	2012/11/02
64117	HK Bank	CNOOC R Bear CBBC Jun 2013 A	0.250	17.88	17.08	2013/06/17	50,000,000	2012/11/02
64118	HK Bank	Galaxy Ent R Bull CBBC Jun 2013 B	0.300	23.08	24.08	2013/06/24	40,000,000	2012/11/02
64124	HK Bank	HSCEI R Bear CBBC Aug 2013 B	0.250	12,288 per 10,000 units	12,088 per 10,000 units	2013/08/29	68,000,000	2012/11/02
64127	HK Bank	HSI R Bear CBBC Nov 2013 A	0.250	24,488 per 15,000 units	24,288 per 15,000 units	2013/11/28	100,000,000	2012/11/02
64116	HK Bank	Hutchison R Bear CBBC Jun 2013 A	0.250	85.88 per 100 units	82.88 per 100 units	2013/06/24	50,000,000	2012/11/02
64132	SGA Societe Generale Acceptance N.V.	HSI R Bull CBBC Mar13 H	0.250	21,350 per 10,000 units	21,550 per 10,000 units	2013/03/27	300,000,000	2012/11/02
64142	SGA Societe Generale Acceptance N.V.	HSI R Bear CBBC Feb13 V	0.250	22,000 per 10,000 units	21,800 per 10,000 units	2013/02/27	300,000,000	2012/11/02
64143	SGA Societe Generale Acceptance N.V.	HSI R Bear CBBC Feb13 W	0.250	21,850 per 10,000 units	21,650 per 10,000 units	2013/02/27	300,000,000	2012/11/02
64149	UBS AG	HSI R Bear CBBC Feb 2013 G	0.250	21,800 per 10,000 units	21,600 per 10,000 units	2013/02/27	300,000,000	2012/11/02
64150	UBS AG	HSI R Bear CBBC Apr 2013 F	0.250	21,950 per 10,000 units	21,750 per 10,000 units	2013/04/29	300,000,000	2012/11/02
64195	BNP Paribas Arbit Issu B.V.	HSI R Bull CBBC Sep 2013 L	0.250	21,200 per 10,000 units	21,400 per 10,000 units	2013/09/27	200,000,000	2012/11/05
64179	Credit Suisse AG	HSI R Bull CBBC May 2013 J	0.250	21,250 per 10,000 units	21,450 per 10,000 units	2013/05/30	350,000,000	2012/11/05

Newly listed callable bull/bear contracts in 2012 (continued)

Code	Issuer	Name of issue	Issue prices (HK\$)	Strike price (HKD) / Strike level per 10 units	Call price (HKD) / Call level per 10 units	Expiry date	No. of issue (units)	Listing date
64180	Credit Suisse AG	HSI R Bear CBBC Mar 2013 X	0.250	21,800 per 10,000 units	21,600 per 10,000 units	2013/03/27	350,000,000	2012/11/05
64181	Credit Suisse AG	HSI R Bear CBBC Mar 2013 Y	0.250	21,704 per 10,000 units	21,504 per 10,000 units	2013/03/27	350,000,000	2012/11/05
64198	Goldman Sachs SP (Asia)	HSI R Bear CBBC Feb 2013 A	0.253	21,738 per 10,000 units	21,538 per 10,000 units	2013/02/27	100,000,000	2012/11/05
64201	Goldman Sachs SP (Asia)	HSI R Bear CBBC Feb 2013 B	0.252	21,938 per 10,000 units	21,738 per 10,000 units	2013/02/27	100,000,000	2012/11/05
64157	HK Bank	China Mobile R Bull CBBC Oct 2013 A	0.250	73.78 per 100 units	76.28 per 100 units	2013/10/21	60,000,000	2012/11/05
64162	HK Bank	China Mobile R Bull CBBC Oct 2013 B	0.250	75.58 per 100 units	78.08 per 100 units	2013/10/07	60,000,000	2012/11/05
64156	HK Bank	A50 R Bear CBBC Jun 2013 A	0.250	10.38	10.08	2013/06/17	50,000,000	2012/11/05
64164	HK Bank	HKEx R Bear CBBC Jun 2013 A	0.250	145.88 per 100 units	139.88 per 100 units	2013/06/03	50,000,000	2012/11/05
64186	SGA Societe Generale Acceptance N.V.	HSI R Bull CBBC Feb13 L	0.250	21,300 per 10,000 units	21,500 per 10,000 units	2013/02/27	300,000,000	2012/11/05
64187	SGA Societe Generale Acceptance N.V.	HSI R Bear CBBC Feb13 X	0.250	21,750 per 10,000 units	21,550 per 10,000 units	2013/02/27	300,000,000	2012/11/05
64188	SGA Societe Generale Acceptance N.V.	HSI R Bear CBBC Feb13 Y	0.250	21,950 per 10,000 units	21,750 per 10,000 units	2013/02/27	300,000,000	2012/11/05
64190	UBS AG	China Mobile R Bull CBBC Aug 2013 A	0.250	67 per 100 units	70 per 100 units	2013/08/12	100,000,000	2012/11/05
64194	UBS AG	Cheung Kong R Bull CBBC Jul 2013 A	0.250	94 per 100 units	100 per 100 units	2013/07/08	100,000,000	2012/11/05
64193	UBS AG	Cheung Kong R Bear CBBC Apr 2013 B	0.250	126 per 100 units	120 per 100 units	2013/04/15	100,000,000	2012/11/05
64189	UBS AG	Evergrande R Bull CBBC Jul 2013 B	0.250	2.6	3	2013/07/29	50,000,000	2012/11/05
64167	UBS AG	HSI R Bull CBBC Jun 2013 W	0.250	21,300 per 10,000 units	21,500 per 10,000 units	2013/06/27	300,000,000	2012/11/05
64197	UBS AG	HSI R Bear CBBC Mar 2013 C	0.250	21,750 per 10,000 units	21,550 per 10,000 units	2013/03/27	300,000,000	2012/11/05
64192	UBS AG	Hutchison R Bull CBBC Jul 2013 A	0.250	57 per 100 units	60 per 100 units	2013/07/22	100,000,000	2012/11/05
64191	UBS AG	SHK Ppt R Bear CBBC Apr 2013 B	0.250	114 per 100 units	110 per 100 units	2013/04/08	100,000,000	2012/11/05
64241	BNP Paribas Arbit Issu B.V.	HSI R Bear CBBC Apr 2013 U	0.250	21,700 per 10,000 units	21,500 per 10,000 units	2013/04/29	200,000,000	2012/11/06
64218	Credit Suisse AG	HKEx R Bull CBBC Feb 2013 A	0.250	113 per 100 units	118 per 100 units	2013/02/22	50,000,000	2012/11/06
64219	Credit Suisse AG	HKEx R Bear CBBC Feb 2013 A	0.250	139 per 100 units	134 per 100 units	2013/02/22	50,000,000	2012/11/06
64220	Credit Suisse AG	HKEx R Bear CBBC Feb 2013 B	0.250	148 per 100 units	143 per 100 units	2013/02/22	50,000,000	2012/11/06
64228	Credit Suisse AG	HSI R Bull CBBC Jul 2013 F	0.250	21,200 per 10,000 units	21,400 per 10,000 units	2013/07/30	350,000,000	2012/11/06
64238	Credit Suisse AG	HSI R Bear CBBC Feb 2013 Y	0.250	21,608 per 10,000 units	21,408 per 10,000 units	2013/02/27	350,000,000	2012/11/06
64216	Credit Suisse AG	TCH R Bull CBBC Feb 2013 C	0.250	247 per 100 units	255 per 100 units	2013/02/22	50,000,000	2012/11/06
64217	Credit Suisse AG	TCH R Bull CBBC Feb 2013 D	0.250	255 per 100 units	263 per 100 units	2013/02/22	50,000,000	2012/11/06
64204	HK Bank	China Tel R Bull CBBC Jul 2013 A	0.250	3.48	3.78	2013/07/29	40,000,000	2012/11/06
64205	HK Bank	China Tel R Bear CBBC Jul 2013 A	0.250	5.58	5.28	2013/07/29	40,000,000	2012/11/06
64211	HK Bank	CPIC R Bull CBBC Jul 2013 A	0.320	21.18	22.38	2013/07/15	35,000,000	2012/11/06
64214	HK Bank	CPIC R Bear CBBC Sep 2013 A	0.250	28.08 per 100 units	26.88 per 100 units	2013/09/23	50,000,000	2012/11/06
64206	HK Bank	Lenovo R Bull CBBC Aug 2013 A	0.250	4.78	5.28	2013/08/19	40,000,000	2012/11/06
64207	HK Bank	Lenovo R Bear CBBC Jun 2013 A	0.250	8.28	7.78	2013/06/10	40,000,000	2012/11/06
64203	Merrill Lynch Int'l & Co. C.V.	HSI R Bull CBBC Mar 2013 D	0.250	21,228 per 10,000 units	21,428 per 10,000 units	2013/03/27	60,000,000	2012/11/06
64202	Merrill Lynch Int'l & Co. C.V.	HSI R Bear CBBC Mar 2013 A	0.250	21,988 per 10,000 units	21,788 per 10,000 units	2013/03/27	60,000,000	2012/11/06
64235	SGA Societe Generale Acceptance N.V.	HSI R Bull CBBC Feb13 T	0.250	21,150 per 10,000 units	21,350 per 10,000 units	2013/02/27	300,000,000	2012/11/06
64236	SGA Societe Generale Acceptance N.V.	HSI R Bear CBBC Feb13 Z	0.250	21,650 per 10,000 units	21,450 per 10,000 units	2013/02/27	300,000,000	2012/11/06
64240	UBS AG	HSCEI R Bear CBBC Feb 2013 C	0.250	10,950 per 10,000 units	10,750 per 10,000 units	2013/02/27	100,000,000	2012/11/06
64215	UBS AG	HSI R Bull CBBC Jul 2013 H	0.250	21,250 per 10,000 units	21,450 per 10,000 units	2013/07/30	300,000,000	2012/11/06
64239	UBS AG	HSI R Bear CBBC Feb 2013 N	0.250	21,650 per 10,000 units	21,450 per 10,000 units	2013/02/27	300,000,000	2012/11/06
63848 #	HK Bank	HSI R Bear CBBC May 2013 E	0.113	23,728 per 20,000 units	23,428 per 20,000 units	2013/05/30	280,000,000	2012/11/06
68501 #	HK Bank	ICBC R Bull CBBC Jul 2013 A	0.106	4.03	4.28	2013/07/08	100,000,000	2012/11/06

Newly listed callable bull/bear contracts in 2012 (continued)

Code	Issuer	Name of issue	Issue prices (HK\$)	Strike price (HKD) / Strike level per 10 units	Call price (HKD) / Call level per 10 units	Expiry date	No. of issue (units)	Listing date
64268	BNP Paribas Arbit Issu B.V.	HSI R Bull CBBC Sep 2013 M	0.250	21,400 per 10,000 units	21,600 per 10,000 units	2013/09/27	200,000,000	2012/11/07
64269	BNP Paribas Arbit Issu B.V.	HSI R Bull CBBC Sep 2013 N	0.250	21,300 per 10,000 units	21,500 per 10,000 units	2013/09/27	200,000,000	2012/11/07
64249	Credit Suisse AG	HSI R Bull CBBC Aug 2013 C	0.250	21,150 per 10,000 units	21,350 per 10,000 units	2013/08/29	350,000,000	2012/11/07
64267	Credit Suisse AG	HSI R Bull CBBC Aug 2013 D	0.250	21,440 per 10,000 units	21,640 per 10,000 units	2013/08/29	350,000,000	2012/11/07
64247	Credit Suisse AG	HSI R Bear CBBC Feb 2013 N	0.250	21,650 per 10,000 units	21,450 per 10,000 units	2013/02/27	350,000,000	2012/11/07
64275	Goldman Sachs SP (Asia)	HSI R Bull CBBC Feb 2013 A	0.253	21,388 per 10,000 units	21,588 per 10,000 units	2013/02/27	150,000,000	2012/11/07
64276	Goldman Sachs SP (Asia)	HSI R Bull CBBC Feb 2013 B	0.254	21,288 per 10,000 units	21,488 per 10,000 units	2013/02/27	150,000,000	2012/11/07
64285	Goldman Sachs SP (Asia)	HSI R Bull CBBC Feb 2013 C	0.251	21,188 per 10,000 units	21,388 per 10,000 units	2013/02/27	150,000,000	2012/11/07
64270	Goldman Sachs SP (Asia)	HSI R Bear CBBC Feb 2013 C	0.260	23,138 per 10,000 units	22,938 per 10,000 units	2013/02/27	150,000,000	2012/11/07
64274	Goldman Sachs SP (Asia)	HSI R Bear CBBC Feb 2013 D	0.261	22,938 per 10,000 units	22,738 per 10,000 units	2013/02/27	150,000,000	2012/11/07
64242	HK Bank	ICBC R Bull CBBC Sep 2013 A	0.250	4.43	4.68	2013/09/09	80,000,000	2012/11/07
64288	J P Morgan SP BV	HSI R Bull CBBC May 2013 L	0.250	21,200 per 10,000 units	21,400 per 10,000 units	2013/05/30	300,000,000	2012/11/07
64287	J P Morgan SP BV	HSI R Bull CBBC Jun 2013 I	0.250	21,400 per 10,000 units	21,600 per 10,000 units	2013/06/27	300,000,000	2012/11/07
64290	J P Morgan SP BV	HSI R Bull CBBC Jun 2013 J	0.250	21,000 per 10,000 units	21,200 per 10,000 units	2013/06/27	300,000,000	2012/11/07
64266	SGA Societe Generale Acceptance N.V.	HSI R Bull CBBC Mar13 I	0.250	21,250 per 10,000 units	21,450 per 10,000 units	2013/03/27	300,000,000	2012/11/07
64257	SGA Societe Generale Acceptance N.V.	HSI R Bear CBBC Feb13 F	0.250	21,900 per 10,000 units	21,700 per 10,000 units	2013/02/27	300,000,000	2012/11/07
64301	UBS AG	China Tel R Bull CBBC Jun 2013 A	0.250	3.7	4	2013/06/24	100,000,000	2012/11/07
64300	UBS AG	China Tel R Bear CBBC May 2013 B	0.250	5.3	5	2013/05/06	100,000,000	2012/11/07
64294	UBS AG	CPIC R Bull CBBC Jun 2013 A	0.340	21.38	22.38	2013/06/17	30,000,000	2012/11/07
64293	UBS AG	CPIC R Bear CBBC Apr 2013 A	0.360	27.88	26.88	2013/04/29	30,000,000	2012/11/07
64292	UBS AG	HSI R Bull CBBC Jul 2013 I	0.250	21,400 per 10,000 units	21,600 per 10,000 units	2013/07/30	300,000,000	2012/11/07
64248	UBS AG	HSI R Bear CBBC Apr 2013 K	0.250	21,700 per 10,000 units	21,500 per 10,000 units	2013/04/29	300,000,000	2012/11/07
64297	UBS AG	Lenovo R Bull CBBC Aug 2013 A	0.250	5	5.5	2013/08/19	50,000,000	2012/11/07
64296	UBS AG	Lenovo R Bear CBBC Jun 2013 A	0.250	8	7.5	2013/06/10	50,000,000	2012/11/07
64303	UBS AG	TCH R Bear CBBC Apr 2013 D	0.750	348 per 100 units	340 per 100 units	2013/04/29	100,000,000	2012/11/07
64034 *	Citigroup Global Mkt H Inc.	HSI R Bull CBBC Sep 2013 E	0.085	21,200 per 10,000 units	21,400 per 10,000 units	2013/09/27	120,000,000	2012/11/07
64340	BNP Paribas Arbit Issu B.V.	HSI R Bull CBBC Sep 2013 O	0.250	21,500 per 10,000 units	21,700 per 10,000 units	2013/09/27	200,000,000	2012/11/08
64305	Credit Suisse AG	HSI R Bull CBBC Jun 2013 I	0.250	21,400 per 10,000 units	21,600 per 10,000 units	2013/06/27	350,000,000	2012/11/08
64306	Credit Suisse AG	HSI R Bull CBBC Jun 2013 J	0.250	21,300 per 10,000 units	21,500 per 10,000 units	2013/06/27	350,000,000	2012/11/08
64314	Credit Suisse AG	HSI R Bull CBBC Jun 2013 L	0.250	21,620 per 10,000 units	21,820 per 10,000 units	2013/06/27	350,000,000	2012/11/08
64313	Credit Suisse AG	HSI R Bull CBBC Jul 2013 G	0.250	21,590 per 12,000 units	21,790 per 12,000 units	2013/07/30	350,000,000	2012/11/08
64309	Credit Suisse AG	HSI R Bear CBBC Mar 2013 A	0.250	22,000 per 10,000 units	21,800 per 10,000 units	2013/03/27	350,000,000	2012/11/08
64307	Credit Suisse AG	HSI R Bear CBBC Mar 2013 Z	0.250	21,860 per 10,000 units	21,660 per 10,000 units	2013/03/27	350,000,000	2012/11/08
64352	Citigroup Global Mkt H Inc.	HSI R Bull CBBC Sep 2013 F	0.250	21,400 per 10,000 units	21,600 per 10,000 units	2013/09/27	100,000,000	2012/11/08
64335	Daiwa Capital Mkt	HSI R Bull CBBC Apr 2013 D	0.250	21,200 per 10,000 units	21,400 per 10,000 units	2013/04/29	158,000,000	2012/11/08
64339	Daiwa Capital Mkt	HSI R Bull CBBC May 2013 G	0.250	21,600 per 10,000 units	21,800 per 10,000 units	2013/05/30	158,000,000	2012/11/08
64341	Goldman Sachs SP (Asia)	HSI R Bull CBBC Feb 2013 D	0.258	21,488 per 10,000 units	21,688 per 10,000 units	2013/02/27	150,000,000	2012/11/08
64342	Goldman Sachs SP (Asia)	HSI R Bull CBBC Feb 2013 E	0.254	21,588 per 10,000 units	21,788 per 10,000 units	2013/02/27	150,000,000	2012/11/08
64343	Goldman Sachs SP (Asia)	HSI R Bear CBBC Feb 2013 E	0.260	23,238 per 10,000 units	23,038 per 10,000 units	2013/02/27	150,000,000	2012/11/08
64345	Goldman Sachs SP (Asia)	HSI R Bear CBBC Feb 2013 F	0.262	23,438 per 10,000 units	23,238 per 10,000 units	2013/02/27	150,000,000	2012/11/08
64348	Goldman Sachs SP (Asia)	HSI R Bear CBBC Feb 2013 G	0.269	23,638 per 10,000 units	23,438 per 10,000 units	2013/02/27	150,000,000	2012/11/08
64311	SGA Societe Generale Acceptance N.V.	HSI R Bull CBBC Mar13 J	0.250	21,350 per 10,000 units	21,550 per 10,000 units	2013/03/27	300,000,000	2012/11/08

Newly listed callable bull/bear contracts in 2012 (continued)

Code	Issuer	Name of issue	Issue prices (HK\$)	Strike price (HKD) / Strike level per 10 units	Call price (HKD) / Call level per 10 units	Expiry date	No. of issue (units)	Listing date
64312	SGA Societe Generale Acceptance N.V.	HSI R Bull CBBC Mar13 K	0.250	21,450 per 10,000 units	21,650 per 10,000 units	2013/03/27	300,000,000	2012/11/08
64315	UBS AG	China Mobile R Bear CBBC Apr 2013 B	0.250	98 per 100 units	95 per 100 units	2013/04/29	100,000,000	2012/11/08
64329	UBS AG	A50 China R Bull CBBC Mar 2013 D	0.250	9.2	9.5	2013/03/18	100,000,000	2012/11/08
64318	UBS AG	HSI R Bull CBBC May 2013 W	0.250	21,200 per 10,000 units	21,400 per 10,000 units	2013/05/30	300,000,000	2012/11/08
64330	UBS AG	HSI R Bull CBBC Jun 2013 X	0.250	21,600 per 10,000 units	21,800 per 10,000 units	2013/06/27	300,000,000	2012/11/08
64331	UBS AG	HSI R Bull CBBC Jun 2013 Y	0.250	21,450 per 10,000 units	21,650 per 10,000 units	2013/06/27	300,000,000	2012/11/08
64319	UBS AG	HSI R Bear CBBC Feb 2013 Q	0.250	22,000 per 10,000 units	21,800 per 10,000 units	2013/02/27	300,000,000	2012/11/08
64320	UBS AG	HSI R Bear CBBC Feb 2013 R	0.250	23,450 per 10,000 units	23,250 per 10,000 units	2013/02/27	300,000,000	2012/11/08
64308	UBS AG	HSI R Bear CBBC Apr 2013 J	0.250	21,850 per 10,000 units	21,650 per 10,000 units	2013/04/29	300,000,000	2012/11/08
64324	UBS AG	HSI R Bear CBBC Apr 2013 L	0.250	23,650 per 10,000 units	23,450 per 10,000 units	2013/04/29	300,000,000	2012/11/08
64325	UBS AG	HSI R Bear CBBC May 2013 O	0.250	23,850 per 10,000 units	23,650 per 10,000 units	2013/05/30	300,000,000	2012/11/08
64326	UBS AG	HSI R Bear CBBC May 2013 P	0.250	24,050 per 10,000 units	23,850 per 10,000 units	2013/05/30	300,000,000	2012/11/08
64317	UBS AG	Ping An R Bear CBBC May 2013 A	0.250	69.80 per 100 units	65 per 100 units	2013/05/13	100,000,000	2012/11/08
64511	BNP Paribas Arbit Issu B.V.	HSI R Bull CBBC Sep 2013 P	0.250	21,800 per 10,000 units	22,000 per 10,000 units	2013/09/27	200,000,000	2012/11/09
64512	BNP Paribas Arbit Issu B.V.	HSI R Bull CBBC Sep 2013 Q	0.250	21,700 per 10,000 units	21,900 per 10,000 units	2013/09/27	200,000,000	2012/11/09
64513	BNP Paribas Arbit Issu B.V.	HSI R Bull CBBC Sep 2013 R	0.250	21,600 per 10,000 units	21,800 per 10,000 units	2013/09/27	200,000,000	2012/11/09
64502	BNP Paribas Arbit Issu B.V.	HSI R Bear CBBC Apr 2013 V	0.250	23,900 per 10,000 units	23,700 per 10,000 units	2013/04/29	200,000,000	2012/11/09
64505	BNP Paribas Arbit Issu B.V.	HSI R Bear CBBC Apr 2013 W	0.250	23,600 per 10,000 units	23,400 per 10,000 units	2013/04/29	200,000,000	2012/11/09
64506	BNP Paribas Arbit Issu B.V.	HSI R Bear CBBC Apr 2013 X	0.250	23,500 per 10,000 units	23,300 per 10,000 units	2013/04/29	200,000,000	2012/11/09
64509	BNP Paribas Arbit Issu B.V.	HSI R Bear CBBC Apr 2013 Y	0.250	23,400 per 10,000 units	23,200 per 10,000 units	2013/04/29	200,000,000	2012/11/09
64510	BNP Paribas Arbit Issu B.V.	HSI R Bear CBBC Apr 2013 Z	0.250	23,300 per 10,000 units	23,100 per 10,000 units	2013/04/29	200,000,000	2012/11/09
64390	Credit Suisse AG	HSI R Bull CBBC Jul 2013 H	0.250	21,350 per 10,000 units	21,550 per 10,000 units	2013/07/30	350,000,000	2012/11/09
64391	Credit Suisse AG	HSI R Bull CBBC Jul 2013 I	0.250	21,550 per 10,000 units	21,750 per 10,000 units	2013/07/30	350,000,000	2012/11/09
64392	Credit Suisse AG	HSI R Bull CBBC Jul 2013 J	0.250	21,650 per 10,000 units	21,850 per 10,000 units	2013/07/30	350,000,000	2012/11/09
64394	Credit Suisse AG	HSI R Bull CBBC Jul 2013 K	0.250	21,800 per 10,000 units	22,000 per 10,000 units	2013/07/30	350,000,000	2012/11/09
64490	Credit Suisse AG	HSI R Bull CBBC Jul 2013 L	0.250	21,911 per 10,000 units	22,111 per 10,000 units	2013/07/30	350,000,000	2012/11/09
64491	Credit Suisse AG	HSI R Bull CBBC Jul 2013 M	0.250	21,890 per 12,000 units	22,090 per 12,000 units	2013/07/30	350,000,000	2012/11/09
64385	Credit Suisse AG	HSI R Bear CBBC Feb 2013 E	0.250	22,200 per 10,000 units	22,000 per 10,000 units	2013/02/27	350,000,000	2012/11/09
64384	Credit Suisse AG	HSI R Bear CBBC Feb 2013 R	0.250	22,050 per 10,000 units	21,850 per 10,000 units	2013/02/27	350,000,000	2012/11/09
64389	Credit Suisse AG	HSI R Bear CBBC Feb 2013 Z	0.250	22,350 per 10,000 units	22,150 per 10,000 units	2013/02/27	350,000,000	2012/11/09
64376	Credit Suisse AG	HSI R Bear CBBC Jul 2013 G	0.250	23,750 per 10,000 units	23,550 per 10,000 units	2013/07/30	350,000,000	2012/11/09
64377	Credit Suisse AG	HSI R Bear CBBC Jul 2013 H	0.250	23,950 per 10,000 units	23,750 per 10,000 units	2013/07/30	350,000,000	2012/11/09
64378	Credit Suisse AG	HSI R Bear CBBC Jul 2013 I	0.250	24,150 per 10,000 units	23,950 per 10,000 units	2013/07/30	350,000,000	2012/11/09
64379	Credit Suisse AG	HSI R Bear CBBC Jul 2013 J	0.325	24,900 per 10,000 units	24,700 per 10,000 units	2013/07/30	350,000,000	2012/11/09
64383	Credit Suisse AG	HSI R Bear CBBC Jul 2013 K	0.345	25,100 per 10,000 units	24,900 per 10,000 units	2013/07/30	350,000,000	2012/11/09
64494	Citigroup Global Mkt H Inc.	HSI R Bull CBBC Sep 2013 G	0.250	21,600 per 10,000 units	21,800 per 10,000 units	2013/09/27	100,000,000	2012/11/09
64492	Citigroup Global Mkt H Inc.	HSI R Bear CBBC Feb 2013 B	0.250	23,000 per 10,000 units	22,800 per 10,000 units	2013/02/27	100,000,000	2012/11/09
64495	Goldman Sachs SP (Asia)	HSI R Bull CBBC Feb 2013 F	0.251	21,888 per 10,000 units	21,888 per 10,000 units	2013/02/27	150,000,000	2012/11/09
64496	Goldman Sachs SP (Asia)	HSI R Bull CBBC Feb 2013 G	0.251	21,888 per 10,000 units	22,088 per 10,000 units	2013/02/27	150,000,000	2012/11/09
64497	Goldman Sachs SP (Asia)	HSI R Bear CBBC Feb 2013 H	0.251	23,338 per 10,000 units	23,138 per 10,000 units	2013/02/27	150,000,000	2012/11/09
64499	Goldman Sachs SP (Asia)	HSI R Bear CBBC Feb 2013 I	0.252	23,738 per 10,000 units	23,538 per 10,000 units	2013/02/27	150,000,000	2012/11/09
64500	Goldman Sachs SP (Asia)	HSI R Bear CBBC Feb 2013 J	0.252	23,938 per 10,000 units	23,738 per 10,000 units	2013/02/27	150,000,000	2012/11/09

Newly listed callable bull/bear contracts in 2012 (continued)

Code	Issuer	Name of issue	Issue prices (HK\$)	Strike price (HKD) / Strike level per 10 units	Call price (HKD) / Call level per 10 units	Expiry date	No. of issue (units)	Listing date
64372	HK Bank	China Life R Bull CBBC Jul 2013 B	0.250	21.98	22.98	2013/07/29	60,000,000	2012/11/09
64373	HK Bank	CNBM R Bull CBBC Aug 2013 A	0.250	8.98	9.78	2013/08/19	50,000,000	2012/11/09
64370	HK Bank	A50 R Bull CBBC Oct 2013 A	0.250	9.38	9.68	2013/10/28	100,000,000	2012/11/09
64371	HK Bank	HSI R Bull CBBC Sep 2013 A	0.250	21,388 per 15,000 units	21,588 per 15,000 units	2013/09/27	100,000,000	2012/11/09
64374	HK Bank	Li & Fung R Bull CBBC Jun 2013 A	0.250	10.68	11.68	2013/06/10	40,000,000	2012/11/09
64375	HK Bank	Li & Fung R Bear CBBC Apr 2013 A	0.250	15.28	14.28	2013/04/15	40,000,000	2012/11/09
64367	HK Bank	TCH R Bull CBBC Jul 2013 A	0.250	254.88 per 100 units	262.88 per 100 units	2013/07/22	50,000,000	2012/11/09
64368	HK Bank	TCH R Bear CBBC Jul 2013 A	0.270	300.88 per 100 units	292.88 per 100 units	2013/07/22	40,000,000	2012/11/09
64465	J P Morgan SP BV	HSI R Bull CBBC Jun 2013 K	0.250	21,600 per 10,000 units	21,800 per 10,000 units	2013/06/27	300,000,000	2012/11/09
64467	J P Morgan SP BV	HSI R Bull CBBC Jun 2013 L	0.250	21,800 per 10,000 units	22,000 per 10,000 units	2013/06/27	300,000,000	2012/11/09
64468	J P Morgan SP BV	HSI R Bear CBBC Feb 2013 E	0.250	23,400 per 10,000 units	23,200 per 10,000 units	2013/02/27	300,000,000	2012/11/09
64361	Merrill Lynch Int'l & Co. C.V.	HSI R Bull CBBC Mar 2013 E	0.250	21,528 per 10,000 units	21,728 per 10,000 units	2013/03/27	60,000,000	2012/11/09
64362	Merrill Lynch Int'l & Co. C.V.	HSI R Bull CBBC Mar 2013 F	0.250	21,428 per 10,000 units	21,628 per 10,000 units	2013/03/27	60,000,000	2012/11/09
64363	Merrill Lynch Int'l & Co. C.V.	HSI R Bull CBBC Mar 2013 G	0.250	21,328 per 10,000 units	21,528 per 10,000 units	2013/03/27	60,000,000	2012/11/09
64353	Merrill Lynch Int'l & Co. C.V.	HSI R Bear CBBC Jun 2013 A	0.250	23,188 per 10,000 units	22,988 per 10,000 units	2013/06/27	60,000,000	2012/11/09
64359	Merrill Lynch Int'l & Co. C.V.	HSI R Bear CBBC Jun 2013 B	0.250	23,088 per 10,000 units	22,888 per 10,000 units	2013/06/27	60,000,000	2012/11/09
64360	Merrill Lynch Int'l & Co. C.V.	HSI R Bear CBBC Jun 2013 C	0.250	22,988 per 10,000 units	22,788 per 10,000 units	2013/06/27	60,000,000	2012/11/09
64396	SGA Societe Generale Acceptance N.V.	HSI R Bull CBBC Mar13 L	0.250	21,850 per 10,000 units	22,050 per 10,000 units	2013/03/27	300,000,000	2012/11/09
64398	SGA Societe Generale Acceptance N.V.	HSI R Bull CBBC Mar13 M	0.250	21,650 per 10,000 units	21,850 per 10,000 units	2013/03/27	300,000,000	2012/11/09
64399	SGA Societe Generale Acceptance N.V.	HSI R Bear CBBC Feb13 J	0.250	22,300 per 10,000 units	22,100 per 10,000 units	2013/02/27	300,000,000	2012/11/09
64451	SGA Societe Generale Acceptance N.V.	HSI R Bear CBBC Feb13 K	0.250	23,050 per 10,000 units	22,850 per 10,000 units	2013/02/27	300,000,000	2012/11/09
64452	SGA Societe Generale Acceptance N.V.	HSI R Bear CBBC Feb13 L	0.250	23,150 per 10,000 units	22,950 per 10,000 units	2013/02/27	300,000,000	2012/11/09
64458	SGA Societe Generale Acceptance N.V.	HSI R Bear CBBC Mar13 F	0.250	23,500 per 10,000 units	23,300 per 10,000 units	2013/03/27	300,000,000	2012/11/09
64460	SGA Societe Generale Acceptance N.V.	HSI R Bear CBBC Mar13 G	0.260	23,700 per 10,000 units	23,500 per 10,000 units	2013/03/27	300,000,000	2012/11/09
64461	SGA Societe Generale Acceptance N.V.	HSI R Bear CBBC Mar13 H	0.250	23,300 per 10,000 units	23,100 per 10,000 units	2013/03/27	300,000,000	2012/11/09
64522	UBS AG	Anhui Conch R Bull CBBC Jul 2013 A	0.550	22.88	24.88	2013/07/22	50,000,000	2012/11/09
64525	UBS AG	China Mobile R Bull CBBC May 2013 A	0.250	82 per 100 units	85 per 100 units	2013/05/27	100,000,000	2012/11/09
64518	UBS AG	COVS R Bull CBBC Jul 2013 A	0.370	17.88	18.88	2013/07/15	100,000,000	2012/11/09
64521	UBS AG	CUni R Bull CBBC Jun 2013 A	0.250	10.88	11.88	2013/06/10	100,000,000	2012/11/09
64524	UBS AG	CC Bank R Bull CBBC Jul 2013 D	0.250	5.45	5.75	2013/07/22	100,000,000	2012/11/09
64537	UBS AG	China Life R Bull CBBC Jun 2013 B	0.250	21.88	22.88	2013/06/24	100,000,000	2012/11/09
64531	UBS AG	CNBM R Bull CBBC Jun 2013 B	0.250	8.08	8.88	2013/06/17	50,000,000	2012/11/09
64526	UBS AG	China Shenhua R Bull CBBC Jun 2013 A	0.790	25.88	27.88	2013/06/10	50,000,000	2012/11/09
64527	UBS AG	China Shenhua R Bull CBBC Jul 2013 A	0.250	28.88 per 100 units	30.88 per 100 units	2013/07/22	100,000,000	2012/11/09
64528	UBS AG	China Shenhua R Bear CBBC May 2013 A	0.250	38.38 per 100 units	36.38 per 100 units	2013/05/27	100,000,000	2012/11/09
64515	UBS AG	Galaxy Ent R Bull CBBC May 2013 A	0.570	23.38	24.38	2013/05/13	50,000,000	2012/11/09
64516	UBS AG	Galaxy Ent R Bear CBBC Mar 2013 A	0.485	33.88	32.88	2013/03/25	50,000,000	2012/11/09
64517	UBS AG	HKEx R Bull CBBC Jun 2013 A	0.250	119 per 100 units	125 per 100 units	2013/06/10	100,000,000	2012/11/09
64470	UBS AG	HSCEI R Bull CBBC Jul 2013 A	0.250	10,300 per 10,000 units	10,500 per 10,000 units	2013/07/30	100,000,000	2012/11/09
64535	UBS AG	HSI R Bull CBBC May 2013 X	0.250	21,350 per 10,000 units	21,550 per 10,000 units	2013/05/30	300,000,000	2012/11/09
64536	UBS AG	HSI R Bull CBBC Jun 2013 H	0.250	21,150 per 10,000 units	21,350 per 10,000 units	2013/06/27	300,000,000	2012/11/09
64533	UBS AG	HSI R Bull CBBC Jun 2013 Z	0.250	21,750 per 10,000 units	21,950 per 10,000 units	2013/06/27	300,000,000	2012/11/09

Newly listed callable bull/bear contracts in 2012 (continued)

Code	Issuer	Name of issue	Issue prices (HK\$)	Strike price (HKD) / Strike level per 10 units	Call price (HKD) / Call level per 10 units	Expiry date	No. of issue (units)	Listing date
64532	UBS AG	HSI R Bull CBBC Jul 2013 J	0.250	21,900 per 10,000 units	22,100 per 10,000 units	2013/07/30	300,000,000	2012/11/09
64534	UBS AG	HSI R Bull CBBC Jul 2013 K	0.250	21,550 per 10,000 units	21,750 per 10,000 units	2013/07/30	300,000,000	2012/11/09
64388	UBS AG	HSI R Bear CBBC Feb 2013 P	0.250	22,200 per 10,000 units	22,000 per 10,000 units	2013/02/27	300,000,000	2012/11/09
64386	UBS AG	HSI R Bear CBBC Mar 2013 I	0.250	22,050 per 10,000 units	21,850 per 10,000 units	2013/03/27	300,000,000	2012/11/09
64486	UBS AG	HSI R Bear CBBC Mar 2013 J	0.250	23,550 per 10,000 units	23,350 per 10,000 units	2013/03/27	300,000,000	2012/11/09
64473	UBS AG	HSI R Bear CBBC Apr 2013 D	0.250	23,950 per 10,000 units	23,750 per 10,000 units	2013/04/29	300,000,000	2012/11/09
64485	UBS AG	HSI R Bear CBBC Apr 2013 H	0.250	23,750 per 10,000 units	23,550 per 10,000 units	2013/04/29	300,000,000	2012/11/09
64487	UBS AG	HSI R Bear CBBC Apr 2013 M	0.250	23,350 per 10,000 units	23,150 per 10,000 units	2013/04/29	300,000,000	2012/11/09
64488	UBS AG	HSI R Bear CBBC May 2013 Q	0.250	24,150 per 10,000 units	23,950 per 10,000 units	2013/05/30	300,000,000	2012/11/09
64476	UBS AG	HSI R Bear CBBC Jul 2013 E	0.265	24,700 per 10,000 units	24,500 per 10,000 units	2013/07/30	300,000,000	2012/11/09
64481	UBS AG	HSI R Bear CBBC Sep 2013 C	0.315	25,200 per 10,000 units	25,000 per 10,000 units	2013/09/27	300,000,000	2012/11/09
64483	UBS AG	HSI R Bear CBBC Oct 2013 C	0.250	26,200 per 38,000 units	25,800 per 38,000 units	2013/10/30	300,000,000	2012/11/09
64514	UBS AG	Hutchison R Bull CBBC Jul 2013 B	0.250	72 per 100 units	75 per 100 units	2013/07/08	100,000,000	2012/11/09
64529	UBS AG	ICBC R Bull CBBC Jul 2013 B	0.250	4.7	5	2013/07/08	100,000,000	2012/11/09
64530	UBS AG	Sands China R Bull CBBC Jul 2013 A	0.510	26.88	28.88	2013/07/15	100,000,000	2012/11/09
64552	BNP Paribas Arbit Issu B.V.	HSI R Bull CBBC Sep 2013 S	0.250	21,900 per 10,000 units	22,100 per 10,000 units	2013/09/27	200,000,000	2012/11/12
64562	BNP Paribas Arbit Issu B.V.	HSI R Bear CBBC Apr 2013 A	0.250	24,100 per 10,000 units	23,900 per 10,000 units	2013/04/29	200,000,000	2012/11/12
64563	BNP Paribas Arbit Issu B.V.	HSI R Bear CBBC Apr 2013 B	0.250	24,000 per 10,000 units	23,800 per 10,000 units	2013/04/29	200,000,000	2012/11/12
64564	BNP Paribas Arbit Issu B.V.	HSI R Bear CBBC Apr 2013 G	0.250	23,800 per 10,000 units	23,600 per 10,000 units	2013/04/29	200,000,000	2012/11/12
64565	BNP Paribas Arbit Issu B.V.	HSI R Bear CBBC Apr 2013 H	0.250	22,300 per 10,000 units	22,100 per 10,000 units	2013/04/29	200,000,000	2012/11/12
64553	Credit Suisse AG	HSI R Bull CBBC May 2013 K	0.250	21,900 per 10,000 units	22,100 per 10,000 units	2013/05/30	350,000,000	2012/11/12
64554	Credit Suisse AG	HSI R Bull CBBC May 2013 L	0.250	21,750 per 10,000 units	21,950 per 10,000 units	2013/05/30	350,000,000	2012/11/12
64555	Credit Suisse AG	HSI R Bull CBBC May 2013 M	0.250	21,600 per 10,000 units	21,800 per 10,000 units	2013/05/30	350,000,000	2012/11/12
64566	Credit Suisse AG	HSI R Bear CBBC Mar 2013 O	0.250	22,250 per 10,000 units	22,050 per 10,000 units	2013/03/27	350,000,000	2012/11/12
64573	Goldman Sachs SP (Asia)	HSI R Bear CBBC Feb 2013 K	0.254	22,338 per 10,000 units	22,138 per 10,000 units	2013/02/27	150,000,000	2012/11/12
64575	Goldman Sachs SP (Asia)	HSI R Bear CBBC Feb 2013 L	0.262	23,338 per 10,000 units	23,338 per 10,000 units	2013/02/27	150,000,000	2012/11/12
64549	HK Bank	Galaxy Ent R Bull CBBC Jul 2013 A	0.410	25.08	26.08	2013/07/22	40,000,000	2012/11/12
64550	HK Bank	Galaxy Ent R Bear CBBC Sep 2013 A	0.250	31.88 per 100 units	30.88 per 100 units	2013/09/09	60,000,000	2012/11/12
64545	HK Bank	HSI R Bull CBBC Jul 2013 D	0.250	21,588 per 15,000 units	21,788 per 15,000 units	2013/07/30	100,000,000	2012/11/12
64551	HK Bank	HSI R Bear CBBC Jul 2013 D	0.250	23,488 per 15,000 units	23,288 per 15,000 units	2013/07/30	100,000,000	2012/11/12
64546	HK Bank	HSI R Bear CBBC Nov 2013 B	0.250	23,188 per 15,000 units	22,988 per 15,000 units	2013/11/28	100,000,000	2012/11/12
64548	HK Bank	ICBC R Bull CBBC Aug 2013 B	0.250	4.73	4.98	2013/08/19	80,000,000	2012/11/12
64542	Merrill Lynch Int'l & Co. C.V.	HSI R Bull CBBC Jun 2013 A	0.250	21,828 per 10,000 units	22,028 per 10,000 units	2013/06/27	60,000,000	2012/11/12
64543	Merrill Lynch Int'l & Co. C.V.	HSI R Bull CBBC Jun 2013 B	0.250	21,728 per 10,000 units	21,928 per 10,000 units	2013/06/27	60,000,000	2012/11/12
64544	Merrill Lynch Int'l & Co. C.V.	HSI R Bull CBBC Jun 2013 C	0.250	21,628 per 10,000 units	21,828 per 10,000 units	2013/06/27	60,000,000	2012/11/12
64538	Merrill Lynch Int'l & Co. C.V.	HSI R Bear CBBC Jun 2013 D	0.250	23,488 per 10,000 units	23,288 per 10,000 units	2013/06/27	60,000,000	2012/11/12
64540	Merrill Lynch Int'l & Co. C.V.	HSI R Bear CBBC Jun 2013 E	0.250	23,388 per 10,000 units	23,188 per 10,000 units	2013/06/27	60,000,000	2012/11/12
64541	Merrill Lynch Int'l & Co. C.V.	HSI R Bear CBBC Jun 2013 F	0.250	23,288 per 10,000 units	23,088 per 10,000 units	2013/06/27	60,000,000	2012/11/12
64570	SGA Societe Generale Acceptance N.V.	HSI R Bull CBBC Mar13 N	0.250	21,750 per 10,000 units	21,950 per 10,000 units	2013/03/27	300,000,000	2012/11/12
64568	SGA Societe Generale Acceptance N.V.	HSI R Bull CBBC Apr13 A	0.250	21,550 per 10,000 units	21,750 per 10,000 units	2013/04/29	300,000,000	2012/11/12
64561	UBS AG	HSI R Bull CBBC May 2013 Y	0.250	21,500 per 10,000 units	21,700 per 10,000 units	2013/05/30	300,000,000	2012/11/12
64557	UBS AG	HSI R Bull CBBC Jun 2013 I	0.250	21,850 per 10,000 units	22,050 per 10,000 units	2013/06/27	300,000,000	2012/11/12
64558	UBS AG	HSI R Bull CBBC Jul 2013 L	0.250	21,700 per 10,000 units	21,900 per 10,000 units	2013/07/30	300,000,000	2012/11/12

Newly listed callable bull/bear contracts in 2012 (continued)

Code	Issuer	Name of issue	Issue prices (HK\$)	Strike price (HKD) / Strike level per 10 units	Call price (HKD) / Call level per 10 units	Expiry date	No. of issue (units)	Listing date
64572	UBS AG	HSI R Bear CBBC Mar 2013 N	0.250	24,000 per 10,000 units	23,800 per 10,000 units	2013/03/27	300,000,000	2012/11/12
64571	UBS AG	HSI R Bear CBBC Apr 2013 N	0.250	22,250 per 10,000 units	22,050 per 10,000 units	2013/04/29	300,000,000	2012/11/12
64616	BNP Paribas Arbit Issu B.V.	HSI R Bear CBBC Apr 2013 M	0.250	22,100 per 10,000 units	21,900 per 10,000 units	2013/04/29	200,000,000	2012/11/13
64614	BNP Paribas Arbit Issu B.V.	HSI R Bear CBBC Apr 2013 Q	0.250	22,200 per 10,000 units	22,000 per 10,000 units	2013/04/29	200,000,000	2012/11/13
64609	Credit Suisse AG	HSI R Bull CBBC Jun 2013 M	0.250	21,700 per 10,000 units	21,900 per 10,000 units	2013/06/27	350,000,000	2012/11/13
64612	Credit Suisse AG	HSI R Bear CBBC Mar 2013 P	0.250	22,100 per 10,000 units	21,900 per 10,000 units	2013/03/27	350,000,000	2012/11/13
64613	Credit Suisse AG	HSI R Bear CBBC Mar 2013 Q	0.250	22,300 per 10,000 units	22,100 per 10,000 units	2013/03/27	350,000,000	2012/11/13
64591	HK Bank	BOCL R Bull CBBC Aug 2013 B	0.250	2.85	3.03	2013/08/26	80,000,000	2012/11/13
64594	HK Bank	China Mobile R Bull CBBC Aug 2013 A	0.250	82.38 per 100 units	84.88 per 100 units	2013/08/05	80,000,000	2012/11/13
64598	HK Bank	COVS R Bear CBBC Jul 2013 A	0.340	24.88	23.88	2013/07/08	40,000,000	2012/11/13
64595	HK Bank	CC Bank R Bull CBBC Sep 2013 B	0.250	5.33	5.63	2013/09/09	80,000,000	2012/11/13
64581	HK Bank	A50 R Bull CBBC Aug 2013 A	0.250	9.58	9.88	2013/08/26	100,000,000	2012/11/13
64577	HK Bank	HSI R Bear CBBC Aug 2013 C	0.250	23,788 per 15,000 units	23,588 per 15,000 units	2013/08/29	100,000,000	2012/11/13
64579	HK Bank	HSI R Bear CBBC Sep 2013 C	0.250	24,088 per 15,000 units	23,888 per 15,000 units	2013/09/27	100,000,000	2012/11/13
64587	HK Bank	TCH R Bear CBBC Sep 2013 A	0.350	308.88 per 100 units	300.88 per 100 units	2013/09/09	50,000,000	2012/11/13
64607	SGA Societe Generale Acceptance N.V.	HSI R Bull CBBC Mar13 O	0.250	21,800 per 10,000 units	22,000 per 10,000 units	2013/03/27	300,000,000	2012/11/13
64608	SGA Societe Generale Acceptance N.V.	HSI R Bull CBBC Mar13 P	0.250	21,600 per 10,000 units	21,800 per 10,000 units	2013/03/27	300,000,000	2012/11/13
64617	SGA Societe Generale Acceptance N.V.	HSI R Bear CBBC Feb13 A	0.250	22,100 per 10,000 units	21,900 per 10,000 units	2013/02/27	300,000,000	2012/11/13
64606	SGA Societe Generale Acceptance N.V.	HSI R Bear CBBC Feb13 M	0.250	22,250 per 10,000 units	22,050 per 10,000 units	2013/02/27	300,000,000	2012/11/13
64603	SGA Societe Generale Acceptance N.V.	HSI R Bear CBBC Mar13 I	0.250	23,350 per 10,000 units	23,150 per 10,000 units	2013/03/27	300,000,000	2012/11/13
64599	SGA Societe Generale Acceptance N.V.	HSI R Bear CBBC Apr13 A	0.340	24,100 per 10,000 units	23,900 per 10,000 units	2013/04/29	300,000,000	2012/11/13
64602	SGA Societe Generale Acceptance N.V.	HSI R Bear CBBC Apr13 B	0.315	23,900 per 10,000 units	23,700 per 10,000 units	2013/04/29	300,000,000	2012/11/13
64618	UBS AG	A50 China R Bull CBBC Mar 2013 E	0.250	9.45	9.75	2013/03/25	100,000,000	2012/11/13
64611	UBS AG	HSI R Bull CBBC May 2013 Z	0.250	21,650 per 10,000 units	21,850 per 10,000 units	2013/05/30	300,000,000	2012/11/13
64610	UBS AG	HSI R Bull CBBC Jul 2013 M	0.250	21,800 per 10,000 units	22,000 per 10,000 units	2013/07/30	300,000,000	2012/11/13
64619	UBS AG	HSI R Bear CBBC Apr 2013 G	0.250	22,100 per 10,000 units	21,900 per 10,000 units	2013/04/29	300,000,000	2012/11/13
64620	UBS AG	HSI R Bear CBBC May 2013 R	0.250	22,300 per 10,000 units	22,100 per 10,000 units	2013/05/30	300,000,000	2012/11/13
64629	Credit Suisse AG	HSI R Bull CBBC Aug 2013 E	0.250	21,720 per 10,000 units	21,920 per 10,000 units	2013/08/29	350,000,000	2012/11/14
64632	Credit Suisse AG	HSI R Bull CBBC Aug 2013 F	0.250	21,850 per 10,000 units	22,050 per 10,000 units	2013/08/29	350,000,000	2012/11/14
64630	Credit Suisse AG	HSI R Bear CBBC Feb 2013 F	0.250	22,150 per 10,000 units	21,950 per 10,000 units	2013/02/27	350,000,000	2012/11/14
64624	HK Bank	A50 R Bull CBBC Sep 2013 A	0.250	9.18	9.48	2013/09/30	100,000,000	2012/11/14
64621	HK Bank	HSI R Bull CBBC Nov 2013 A	0.250	20,728 per 20,000 units	21,028 per 20,000 units	2013/11/28	400,000,000	2012/11/14
64631	UBS AG	HSI R Bear CBBC Mar 2013 K	0.250	22,150 per 10,000 units	21,950 per 10,000 units	2013/03/27	300,000,000	2012/11/14
63342 [#]	HK Bank	A50 R Bull CBBC Jun 2013 B	0.070	9.08	9.38	2013/06/04	180,000,000	2012/11/14
64713	BNP Paribas Arbit Issu B.V.	HSI R Bear CBBC Apr 2013 R	0.250	21,800 per 10,000 units	21,600 per 10,000 units	2013/04/29	200,000,000	2012/11/15
64714	BNP Paribas Arbit Issu B.V.	HSI R Bear CBBC Apr 2013 S	0.250	21,900 per 10,000 units	21,700 per 10,000 units	2013/04/29	200,000,000	2012/11/15
64719	BNP Paribas Arbit Issu B.V.	HSI R Bear CBBC Apr 2013 T	0.250	22,000 per 10,000 units	21,800 per 10,000 units	2013/04/29	200,000,000	2012/11/15
64678	Credit Suisse AG	HSI R Bull CBBC Aug 2013 G	0.250	21,780 per 10,000 units	21,980 per 10,000 units	2013/08/29	350,000,000	2012/11/15
64686	Credit Suisse AG	HSI R Bull CBBC Aug 2013 H	0.250	21,500 per 10,000 units	21,700 per 10,000 units	2013/08/29	350,000,000	2012/11/15
64689	Credit Suisse AG	HSI R Bear CBBC Feb 2013 A	0.250	21,767 per 10,000 units	21,567 per 10,000 units	2013/02/27	350,000,000	2012/11/15
64690	Credit Suisse AG	HSI R Bear CBBC Feb 2013 K	0.250	21,800 per 12,000 units	21,600 per 12,000 units	2013/02/27	350,000,000	2012/11/15

Newly listed callable bull/bear contracts in 2012 (continued)

Code	Issuer	Name of issue	Issue prices (HK\$)	Strike price (HKD) / Strike level per 10 units	Call price (HKD) / Call level per 10 units	Expiry date	No. of issue (units)	Listing date
64688	Credit Suisse AG	HSI R Bear CBBC Feb 2013 O	0.250	21,900 per 10,000 units	21,700 per 10,000 units	2013/02/27	350,000,000	2012/11/15
64692	Citigroup Global Mkt H Inc.	HSI R Bear CBBC Feb 2013 C	0.250	22,000 per 10,000 units	21,800 per 10,000 units	2013/02/27	150,000,000	2012/11/15
64693	Citigroup Global Mkt H Inc.	HSI R Bear CBBC Feb 2013 D	0.250	22,200 per 10,000 units	22,000 per 10,000 units	2013/02/27	150,000,000	2012/11/15
64704	Goldman Sachs SP (Asia)	HSI R Bear CBBC Feb 2013 M	0.274	22,238 per 10,000 units	22,038 per 10,000 units	2013/02/27	150,000,000	2012/11/15
64705	Goldman Sachs SP (Asia)	HSI R Bear CBBC Feb 2013 N	0.270	22,138 per 10,000 units	21,938 per 10,000 units	2013/02/27	150,000,000	2012/11/15
64711	Goldman Sachs SP (Asia)	HSI R Bear CBBC Feb 2013 O	0.264	22,038 per 10,000 units	21,838 per 10,000 units	2013/02/27	150,000,000	2012/11/15
64712	Goldman Sachs SP (Asia)	HSI R Bear CBBC Feb 2013 P	0.275	21,938 per 10,000 units	21,738 per 10,000 units	2013/02/27	150,000,000	2012/11/15
64667	HK Bank	ABC R Bear CBBC Sep 2013 A	0.250	4.03	3.78	2013/09/23	40,000,000	2012/11/15
64675	HK Bank	BOCL R Bear CBBC Oct 2013 A	0.250	3.91	3.73	2013/10/07	40,000,000	2012/11/15
64672	HK Bank	China Mobile R Bear CBBC Aug 2013 A	0.250	99.88 per 100 units	97.38 per 100 units	2013/08/05	50,000,000	2012/11/15
64635	HK Bank	China Life R Bear CBBC Aug 2013 B	0.320	26.78	25.78	2013/08/26	50,000,000	2012/11/15
64648	HK Bank	CNBM R Bear CBBC Oct 2013 A	0.350	13.68	12.88	2013/10/29	50,000,000	2012/11/15
64668	HK Bank	Sinopec Corp R Bear CBBC Aug 2013 A	0.250	9.98	9.68	2013/08/05	40,000,000	2012/11/15
64666	HK Bank	Galaxy Ent R Bear CBBC May 2013 A	0.530	33.68	32.68	2013/05/28	40,000,000	2012/11/15
64636	HK Bank	Lenovo R Bull CBBC Dec 2013 A	0.250	5.53	6.03	2013/12/17	40,000,000	2012/11/15
64701	Merrill Lynch Int'l & Co. C.V.	HSI R Bear CBBC Jun 2013 G	0.250	22,188 per 10,000 units	21,988 per 10,000 units	2013/06/27	60,000,000	2012/11/15
64702	Merrill Lynch Int'l & Co. C.V.	HSI R Bear CBBC Jun 2013 H	0.250	22,288 per 10,000 units	22,088 per 10,000 units	2013/06/27	60,000,000	2012/11/15
64703	Merrill Lynch Int'l & Co. C.V.	HSI R Bear CBBC Jun 2013 I	0.250	22,088 per 10,000 units	21,888 per 10,000 units	2013/06/27	60,000,000	2012/11/15
64681	SGA Societe Generale Acceptance N.V.	HSI R Bull CBBC Apr13 B	0.250	21,200 per 10,000 units	21,400 per 10,000 units	2013/04/29	300,000,000	2012/11/15
64682	SGA Societe Generale Acceptance N.V.	HSI R Bull CBBC Apr13 C	0.250	21,500 per 10,000 units	21,700 per 10,000 units	2013/04/29	300,000,000	2012/11/15
64683	SGA Societe Generale Acceptance N.V.	HSI R Bear CBBC Mar13 J	0.250	22,000 per 10,000 units	21,800 per 10,000 units	2013/03/27	300,000,000	2012/11/15
64685	SGA Societe Generale Acceptance N.V.	HSI R Bear CBBC Mar13 K	0.250	22,200 per 10,000 units	22,000 per 10,000 units	2013/03/27	300,000,000	2012/11/15
64699	SGA Societe Generale Acceptance N.V.	HSI R Bear CBBC Mar13 L	0.250	21,800 per 10,000 units	21,600 per 10,000 units	2013/03/27	300,000,000	2012/11/15
64687	UBS AG	HSI R Bull CBBC Jun 2013 G	0.250	21,450 per 10,000 units	21,650 per 10,000 units	2013/06/27	300,000,000	2012/11/15
64679	UBS AG	HSI R Bull CBBC Jun 2013 J	0.250	21,600 per 10,000 units	21,800 per 10,000 units	2013/06/27	300,000,000	2012/11/15
64694	UBS AG	HSI R Bear CBBC Feb 2013 S	0.250	21,800 per 10,000 units	21,600 per 10,000 units	2013/02/27	300,000,000	2012/11/15
64695	UBS AG	HSI R Bear CBBC Apr 2013 P	0.250	21,950 per 10,000 units	21,750 per 10,000 units	2013/04/29	300,000,000	2012/11/15
64762	BNP Paribas Arbit Issu B.V.	HSI R Bear CBBC Apr 2013 U	0.250	21,700 per 10,000 units	21,500 per 10,000 units	2013/04/29	200,000,000	2012/11/16
64720	Credit Suisse AG	HSI R Bull CBBC May 2013 N	0.250	21,350 per 10,000 units	21,550 per 10,000 units	2013/05/30	350,000,000	2012/11/16
64721	Credit Suisse AG	HSI R Bull CBBC May 2013 O	0.250	21,200 per 10,000 units	21,400 per 10,000 units	2013/05/30	350,000,000	2012/11/16
64734	Credit Suisse AG	HSI R Bear CBBC Feb 2013 B	0.250	21,585 per 10,000 units	21,385 per 10,000 units	2013/02/27	350,000,000	2012/11/16
64741	Credit Suisse AG	HSI R Bear CBBC Feb 2013 C	0.250	21,610 per 12,000 units	21,410 per 12,000 units	2013/02/27	350,000,000	2012/11/16
64729	Credit Suisse AG	HSI R Bear CBBC Feb 2013 L	0.250	22,000 per 10,000 units	21,800 per 10,000 units	2013/02/27	350,000,000	2012/11/16
64730	Credit Suisse AG	HSI R Bear CBBC Feb 2013 P	0.250	21,850 per 10,000 units	21,650 per 10,000 units	2013/02/27	350,000,000	2012/11/16
64732	Credit Suisse AG	HSI R Bear CBBC Feb 2013 Q	0.250	21,700 per 10,000 units	21,500 per 10,000 units	2013/02/27	350,000,000	2012/11/16
64749	Citigroup Global Mkt H Inc.	HSI R Bear CBBC Feb 2013 E	0.250	21,800 per 10,000 units	21,600 per 10,000 units	2013/02/27	150,000,000	2012/11/16
64750	Goldman Sachs SP (Asia)	HSI R Bear CBBC Feb 2013 Q	0.252	21,838 per 10,000 units	21,638 per 10,000 units	2013/02/27	150,000,000	2012/11/16
64751	Goldman Sachs SP (Asia)	HSI R Bear CBBC Feb 2013 R	0.250	21,738 per 10,000 units	21,538 per 10,000 units	2013/02/27	150,000,000	2012/11/16
64758	Goldman Sachs SP (Asia)	HSI R Bear CBBC Feb 2013 S	0.252	21,638 per 10,000 units	21,438 per 10,000 units	2013/02/27	150,000,000	2012/11/16
64723	HK Bank	Hutchison R Bear CBBC Jul 2013 A	0.250	93.88 per 100 units	90.88 per 100 units	2013/07/29	50,000,000	2012/11/16
64722	HK Bank	PetCh R Bear CBBC Oct 2013 A	0.250	11.98	11.58	2013/10/07	40,000,000	2012/11/16
64743	Merrill Lynch Int'l & Co. C.V.	HSI R Bear CBBC Jun 2013 J	0.250	21,688 per 10,000 units	21,488 per 10,000 units	2013/06/27	60,000,000	2012/11/16
64746	Merrill Lynch Int'l & Co. C.V.	HSI R Bear CBBC Jun 2013 K	0.250	21,788 per 10,000 units	21,588 per 10,000 units	2013/06/27	60,000,000	2012/11/16

Newly listed callable bull/bear contracts in 2012 (continued)

Code	Issuer	Name of issue	Issue prices (HK\$)	Strike price (HKD) / Strike level per 10 units	Call price (HKD) / Call level per 10 units	Expiry date	No. of issue (units)	Listing date
65180	Credit Suisse AG	HSI R Bull CBBC Aug 2013 P	0.250	21,742 per 10,000 units	21,942 per 10,000 units	2013/08/29	350,000,000	2012/12/06
65174	Credit Suisse AG	HSI R Bear CBBC Apr 2013 K	0.250	21,910 per 10,000 units	21,710 per 10,000 units	2013/04/29	350,000,000	2012/12/06
65188	Citigroup Global Mkt H Inc.	HSI R Bull CBBC Dec 2013 A	0.250	21,700 per 10,000 units	21,900 per 10,000 units	2013/12/30	150,000,000	2012/12/06
65189	Goldman Sachs SP (Asia)	HSI R Bull CBBC Mar 2013 G	0.258	21,688 per 10,000 units	21,888 per 10,000 units	2013/03/27	150,000,000	2012/12/06
65190	Goldman Sachs SP (Asia)	HSI R Bull CBBC Mar 2013 H	0.260	20,758 per 20,000 units	20,958 per 20,000 units	2013/03/27	150,000,000	2012/12/06
65191	Goldman Sachs SP (Asia)	HSI R Bear CBBC Mar 2013 C	0.251	22,788 per 7,000 units	22,588 per 7,000 units	2013/03/27	150,000,000	2012/12/06
65192	Goldman Sachs SP (Asia)	HSI R Bear CBBC Mar 2013 D	0.258	23,088 per 7,000 units	22,888 per 7,000 units	2013/03/27	150,000,000	2012/12/06
65181	SGA Societe Generale Acceptance N.V.	HSI R Bull CBBC Jun13 M	0.250	21,700 per 10,000 units	21,900 per 10,000 units	2013/06/27	300,000,000	2012/12/06
65205	BNP Paribas Arbit Issu B.V.	HSI R Bull CBBC Sep 2013 M	0.250	21,800 per 10,000 units	22,000 per 10,000 units	2013/09/27	200,000,000	2012/12/07
65206	Credit Suisse AG	HSI R Bull CBBC Jun 2013 S	0.250	21,853 per 10,000 units	22,053 per 10,000 units	2013/06/27	350,000,000	2012/12/07
65207	Credit Suisse AG	HSI R Bull CBBC Jun 2013 T	0.250	21,840 per 12,000 units	22,040 per 12,000 units	2013/06/27	350,000,000	2012/12/07
65193	Credit Suisse AG	HSI R Bear CBBC Apr 2013 L	0.250	22,123 per 12,000 units	21,923 per 12,000 units	2013/04/29	350,000,000	2012/12/07
65194	Credit Suisse AG	HSI R Bear CBBC Apr 2013 M	0.250	22,250 per 10,000 units	22,050 per 10,000 units	2013/04/29	350,000,000	2012/12/07
65208	Citigroup Global Mkt H Inc.	HSI R Bull CBBC Dec 2013 B	0.250	21,800 per 10,000 units	22,000 per 10,000 units	2013/12/30	150,000,000	2012/12/07
65195	HK Bank	A50 R Bear CBBC Jul 2013 B	0.250	9.98	9.68	2013/07/22	40,000,000	2012/12/07
65201	HK Bank	HSCEI R Bear CBBC Jun 2013 B	0.250	11,108 per 10,000 units	10,908 per 10,000 units	2013/06/27	68,000,000	2012/12/07
65200	HK Bank	Lenovo R Bull CBBC Oct 2013 A	0.250	6.08	6.58	2013/10/07	40,000,000	2012/12/07
65198	HK Bank	Sands China R Bull CBBC Oct 2013 A	0.250	26.28 per 100 units	29.28 per 100 units	2013/10/28	50,000,000	2012/12/07
65203	SGA Societe Generale Acceptance N.V.	HSI R Bull CBBC Jun13 N	0.250	21,800 per 10,000 units	22,000 per 10,000 units	2013/06/27	300,000,000	2012/12/07
65204	SGA Societe Generale Acceptance N.V.	HSI R Bull CBBC Jul13 A	0.250	21,550 per 10,000 units	21,750 per 10,000 units	2013/07/30	300,000,000	2012/12/07
65209	UBS AG	HSI R Bull CBBC Jul 2013 T	0.250	21,850 per 10,000 units	22,050 per 10,000 units	2013/07/30	300,000,000	2012/12/07
65202	UBS AG	HSI R Bear CBBC Apr 2013 T	0.250	22,250 per 10,000 units	22,050 per 10,000 units	2013/04/29	300,000,000	2012/12/07
65229	BNP Paribas Arbit Issu B.V.	HSI R Bear CBBC Mar 2013 I	0.250	22,100 per 10,000 units	21,900 per 10,000 units	2013/03/27	200,000,000	2012/12/10
65230	BNP Paribas Arbit Issu B.V.	HSI R Bear CBBC Mar 2013 J	0.250	22,300 per 10,000 units	22,100 per 10,000 units	2013/03/27	200,000,000	2012/12/10
65216	Credit Suisse AG	HSI R Bull CBBC May 2013 R	0.250	21,860 per 12,000 units	22,060 per 12,000 units	2013/05/30	350,000,000	2012/12/10
65217	Credit Suisse AG	HSI R Bull CBBC May 2013 S	0.250	21,700 per 10,000 units	21,900 per 10,000 units	2013/05/30	350,000,000	2012/12/10
65220	Credit Suisse AG	HSI R Bull CBBC May 2013 T	0.250	21,600 per 10,000 units	21,800 per 10,000 units	2013/05/30	350,000,000	2012/12/10
65221	Credit Suisse AG	HSI R Bear CBBC Mar 2013 K	0.250	21,968 per 10,000 units	21,768 per 10,000 units	2013/03/27	350,000,000	2012/12/10
65224	Credit Suisse AG	HSI R Bear CBBC Mar 2013 P	0.250	21,990 per 12,000 units	21,790 per 12,000 units	2013/03/27	350,000,000	2012/12/10
65223	Credit Suisse AG	HSI R Bear CBBC Mar 2013 R	0.250	22,100 per 10,000 units	21,900 per 10,000 units	2013/03/27	350,000,000	2012/12/10
65212	Credit Suisse AG	HSI R Bear CBBC Mar 2013 U	0.250	22,300 per 10,000 units	22,100 per 10,000 units	2013/03/27	350,000,000	2012/12/10
65215	Citigroup Global Mkt H Inc.	HSI R Bear CBBC Mar 2013 K	0.250	22,300 per 10,000 units	22,100 per 10,000 units	2013/03/27	150,000,000	2012/12/10
65232	Citigroup Global Mkt H Inc.	HSI R Bear CBBC Mar 2013 L	0.250	22,100 per 10,000 units	21,900 per 10,000 units	2013/03/27	150,000,000	2012/12/10
65210	SGA Societe Generale Acceptance N.V.	HSI R Bear CBBC Mar13 M	0.250	22,300 per 10,000 units	22,100 per 10,000 units	2013/03/27	300,000,000	2012/12/10
65227	SGA Societe Generale Acceptance N.V.	HSI R Bear CBBC Apr13 C	0.250	22,100 per 10,000 units	21,900 per 10,000 units	2013/04/29	300,000,000	2012/12/10
65226	UBS AG	HSI R Bull CBBC Jun 2013 Y	0.250	21,800 per 10,000 units	22,000 per 10,000 units	2013/06/27	300,000,000	2012/12/10
65225	UBS AG	HSI R Bull CBBC Aug 2013 J	0.250	21,650 per 10,000 units	21,850 per 10,000 units	2013/08/29	300,000,000	2012/12/10
65214	UBS AG	HSI R Bear CBBC Mar 2013 E	0.250	22,300 per 10,000 units	22,100 per 10,000 units	2013/03/27	300,000,000	2012/12/10
65231	UBS AG	HSI R Bear CBBC May 2013 U	0.250	22,100 per 10,000 units	21,900 per 10,000 units	2013/05/30	300,000,000	2012/12/10
65258	BNP Paribas Arbit Issu B.V.	HSI R Bull CBBC Sep 2013 O	0.250	21,500 per 10,000 units	21,700 per 10,000 units	2013/09/27	200,000,000	2012/12/11
65246	Credit Suisse AG	HSI R Bull CBBC Jun 2013 U	0.250	21,350 per 12,000 units	21,550 per 12,000 units	2013/06/27	350,000,000	2012/12/11
65247	Credit Suisse AG	HSI R Bull CBBC Jun 2013 V	0.250	21,550 per 10,000 units	21,750 per 10,000 units	2013/06/27	350,000,000	2012/12/11
65248	Credit Suisse AG	HSI R Bear CBBC May 2013 H	0.250	22,000 per 10,000 units	21,800 per 10,000 units	2013/05/30	350,000,000	2012/12/11

Newly listed callable bull/bear contracts in 2012 (continued)

Code	Issuer	Name of issue	Issue prices (HK\$)	Strike price (HKD) / Strike level per 10 units	Call price (HKD) / Call level per 10 units	Expiry date	No. of issue (units)	Listing date
65249	Credit Suisse AG	HSI R Bear CBBC May 2013 I	0.250	22,350 per 10,000 units	22,150 per 10,000 units	2013/05/30	350,000,000	2012/12/11
65252	Citigroup Global Mkt H Inc.	HSI R Bull CBBC Dec 2013 C	0.250	21,500 per 10,000 units	21,700 per 10,000 units	2013/12/30	150,000,000	2012/12/11
65233	Goldman Sachs SP (Asia)	HSI R Bull CBBC Mar 2013 I	0.254	21,238 per 20,000 units	21,438 per 20,000 units	2013/03/27	150,000,000	2012/12/11
65234	Goldman Sachs SP (Asia)	HSI R Bear CBBC Mar 2013 E	0.252	22,138 per 10,000 units	21,938 per 10,000 units	2013/03/27	150,000,000	2012/12/11
65235	Goldman Sachs SP (Asia)	HSI R Bear CBBC Mar 2013 F	0.252	22,238 per 7,000 units	22,038 per 7,000 units	2013/03/27	150,000,000	2012/12/11
65245	Goldman Sachs SP (Asia)	HSI R Bear CBBC Mar 2013 G	0.250	22,038 per 7,000 units	21,838 per 7,000 units	2013/03/27	150,000,000	2012/12/11
65263	Goldman Sachs SP (Asia)	HSI R Bear CBBC Mar 2013 H	0.253	22,688 per 20,000 units	22,488 per 20,000 units	2013/03/27	150,000,000	2012/12/11
65264	Goldman Sachs SP (Asia)	HSI R Bear CBBC Mar 2013 I	0.254	23,388 per 20,000 units	23,188 per 20,000 units	2013/03/27	150,000,000	2012/12/11
65257	SGA Societe Generale Acceptance N.V.	HSI R Bull CBBC Jun13 O	0.250	21,250 per 10,000 units	21,450 per 10,000 units	2013/06/27	300,000,000	2012/12/11
65255	SGA Societe Generale Acceptance N.V.	HSI R Bear CBBC Mar13 L	0.250	22,050 per 10,000 units	21,850 per 10,000 units	2013/03/27	300,000,000	2012/12/11
65256	SGA Societe Generale Acceptance N.V.	HSI R Bear CBBC Apr13 D	0.250	22,250 per 10,000 units	22,050 per 10,000 units	2013/04/29	300,000,000	2012/12/11
65250	UBS AG	HSI R Bull CBBC Jun 2013 H	0.250	21,550 per 10,000 units	21,750 per 10,000 units	2013/06/27	300,000,000	2012/12/11
65251	UBS AG	HSI R Bull CBBC Aug 2013 K	0.250	20,700 per 10,000 units	20,900 per 10,000 units	2013/08/29	300,000,000	2012/12/11
65260	UBS AG	HSI R Bear CBBC Mar 2013 H	0.250	22,050 per 10,000 units	21,850 per 10,000 units	2013/03/27	300,000,000	2012/12/11
65259	UBS AG	HSI R Bear CBBC Apr 2013 Z	0.250	22,350 per 10,000 units	22,150 per 10,000 units	2013/04/29	300,000,000	2012/12/11
65295	BNP Paribas Arbit Issu B.V.	HSI R Bull CBBC Sep 2013 L	0.250	22,000 per 10,000 units	22,200 per 10,000 units	2013/09/27	200,000,000	2012/12/12
65296	BNP Paribas Arbit Issu B.V.	HSI R Bull CBBC Sep 2013 N	0.250	21,900 per 10,000 units	22,100 per 10,000 units	2013/09/27	200,000,000	2012/12/12
65297	BNP Paribas Arbit Issu B.V.	HSI R Bull CBBC Sep 2013 P	0.250	21,700 per 10,000 units	21,900 per 10,000 units	2013/09/27	200,000,000	2012/12/12
65298	BNP Paribas Arbit Issu B.V.	HSI R Bull CBBC Sep 2013 Q	0.250	21,600 per 10,000 units	21,800 per 10,000 units	2013/09/27	200,000,000	2012/12/12
65267	Credit Suisse AG	HSI R Bull CBBC Jul 2013 C	0.250	21,500 per 10,000 units	21,700 per 10,000 units	2013/07/30	350,000,000	2012/12/12
65276	Credit Suisse AG	HSI R Bull CBBC Jul 2013 D	0.250	21,650 per 10,000 units	21,850 per 10,000 units	2013/07/30	350,000,000	2012/12/12
65280	Credit Suisse AG	HSI R Bull CBBC Jul 2013 E	0.250	21,950 per 10,000 units	22,150 per 10,000 units	2013/07/30	350,000,000	2012/12/12
65282	Credit Suisse AG	HSI R Bull CBBC Jul 2013 F	0.250	22,070 per 10,000 units	22,270 per 10,000 units	2013/07/30	350,000,000	2012/12/12
65281	Credit Suisse AG	HSI R Bull CBBC Jul 2013 G	0.250	21,800 per 10,000 units	22,000 per 10,000 units	2013/07/30	350,000,000	2012/12/12
65283	Credit Suisse AG	HSI R Bull CBBC Jul 2013 H	0.250	22,050 per 12,000 units	22,250 per 12,000 units	2013/07/30	350,000,000	2012/12/12
65265	Credit Suisse AG	HSI R Bear CBBC Mar 2013 C	0.250	22,050 per 10,000 units	21,850 per 10,000 units	2013/03/27	350,000,000	2012/12/12
65266	Credit Suisse AG	HSI R Bear CBBC Mar 2013 L	0.250	22,200 per 10,000 units	22,000 per 10,000 units	2013/03/27	350,000,000	2012/12/12
65277	Credit Suisse AG	HSI R Bear CBBC Mar 2013 V	0.250	22,400 per 10,000 units	22,200 per 10,000 units	2013/03/27	350,000,000	2012/12/12
65284	Citigroup Global Mkt H Inc.	HSI R Bull CBBC Dec 2013 D	0.250	22,000 per 10,000 units	22,200 per 10,000 units	2013/12/30	150,000,000	2012/12/12
65286	Citigroup Global Mkt H Inc.	HSI R Bull CBBC Dec 2013 E	0.250	21,900 per 10,000 units	22,100 per 10,000 units	2013/12/30	150,000,000	2012/12/12
65287	Citigroup Global Mkt H Inc.	HSI R Bull CBBC Dec 2013 F	0.250	21,600 per 10,000 units	21,800 per 10,000 units	2013/12/30	150,000,000	2012/12/12
65268	Citigroup Global Mkt H Inc.	HSI R Bear CBBC Mar 2013 M	0.250	22,000 per 10,000 units	21,800 per 10,000 units	2013/03/27	150,000,000	2012/12/12
65269	Citigroup Global Mkt H Inc.	HSI R Bear CBBC Mar 2013 N	0.250	22,200 per 10,000 units	22,000 per 10,000 units	2013/03/27	150,000,000	2012/12/12
65279	Citigroup Global Mkt H Inc.	HSI R Bear CBBC Mar 2013 O	0.250	22,400 per 10,000 units	22,200 per 10,000 units	2013/03/27	150,000,000	2012/12/12
65299	Goldman Sachs SP (Asia)	HSI R Bull CBBC Mar 2013 J	0.251	21,788 per 7,000 units	21,988 per 7,000 units	2013/03/27	150,000,000	2012/12/12
65300	Goldman Sachs SP (Asia)	HSI R Bull CBBC Mar 2013 K	0.259	21,988 per 7,000 units	22,188 per 7,000 units	2013/03/27	150,000,000	2012/12/12
65302	Goldman Sachs SP (Asia)	HSI R Bull CBBC Mar 2013 L	0.253	21,888 per 20,000 units	22,088 per 20,000 units	2013/03/27	150,000,000	2012/12/12
65301	Goldman Sachs SP (Asia)	HSI R Bear CBBC Mar 2013 J	0.255	23,258 per 7,000 units	23,058 per 7,000 units	2013/03/27	150,000,000	2012/12/12
65274	SGA Societe Generale Acceptance N.V.	HSI R Bull CBBC Jun13 P	0.250	21,650 per 10,000 units	21,850 per 10,000 units	2013/06/27	300,000,000	2012/12/12
65288	SGA Societe Generale Acceptance N.V.	HSI R Bull CBBC Jun13 Q	0.250	22,050 per 10,000 units	22,250 per 10,000 units	2013/06/27	300,000,000	2012/12/12
65273	SGA Societe Generale Acceptance N.V.	HSI R Bull CBBC Jul13 B	0.250	21,850 per 10,000 units	22,050 per 10,000 units	2013/07/30	300,000,000	2012/12/12
65275	SGA Societe Generale Acceptance N.V.	HSI R Bear CBBC Apr13 E	0.250	22,350 per 10,000 units	22,150 per 10,000 units	2013/04/29	300,000,000	2012/12/12
65289	UBS AG	HSCEI R Bull CBBC Jun 2013 D	0.250	10,300 per 10,000 units	10,500 per 10,000 units	2013/06/27	300,000,000	2012/12/12

Newly listed callable bull/bear contracts in 2012 (continued)

Code	Issuer	Name of issue	Issue prices (HK\$)	Strike price (HKD) / Strike level per 10 units	Call price (HKD) / Call level per 10 units	Expiry date	No. of issue (units)	Listing date
65294	UBS AG	HSI R Bull CBBC Jun 2013 W	0.250	22,050 per 10,000 units	22,250 per 10,000 units	2013/06/27	300,000,000	2012/12/12
65291	UBS AG	HSI R Bull CBBC Jul 2013 U	0.250	21,600 per 10,000 units	21,800 per 10,000 units	2013/07/30	300,000,000	2012/12/12
65292	UBS AG	HSI R Bull CBBC Aug 2013 L	0.250	21,750 per 10,000 units	21,950 per 10,000 units	2013/08/29	300,000,000	2012/12/12
65293	UBS AG	HSI R Bull CBBC Aug 2013 M	0.250	21,900 per 10,000 units	22,100 per 10,000 units	2013/08/29	300,000,000	2012/12/12
65290	UBS AG	HSI R Bull CBBC Sep 2013 E	0.250	20,900 per 38,000 units	21,300 per 38,000 units	2013/09/27	300,000,000	2012/12/12
65278	UBS AG	HSI R Bear CBBC Mar 2013 C	0.250	22,400 per 10,000 units	22,200 per 10,000 units	2013/03/27	300,000,000	2012/12/12
65271	UBS AG	HSI R Bear CBBC Mar 2013 Y	0.250	22,150 per 10,000 units	21,950 per 10,000 units	2013/03/27	300,000,000	2012/12/12
65272	UBS AG	HSI R Bear CBBC Apr 2013 E	0.250	22,000 per 10,000 units	21,800 per 10,000 units	2013/04/29	300,000,000	2012/12/12
68523 ⁺	HK Bank	BOCL R Bull CBBC Sep 2013 A	0.065	2.6	2.78	2013/09/18	200,000,000	2012/12/12
65314	BNP Paribas Arbit Issu B.V.	HSI R Bear CBBC Mar 2013 K	0.250	22,500 per 10,000 units	22,300 per 10,000 units	2013/03/27	200,000,000	2012/12/13
65308	Credit Suisse AG	HSI R Bull CBBC Jun 2013 W	0.250	22,040 per 10,000 units	22,240 per 10,000 units	2013/06/27	350,000,000	2012/12/13
65309	Credit Suisse AG	HSI R Bull CBBC Jun 2013 X	0.250	21,900 per 10,000 units	22,100 per 10,000 units	2013/06/27	350,000,000	2012/12/13
65313	Credit Suisse AG	HSI R Bear CBBC Apr 2013 N	0.250	22,450 per 10,000 units	22,250 per 10,000 units	2013/04/29	350,000,000	2012/12/13
65312	Citigroup Global Mkt H Inc.	HSI R Bear CBBC Mar 2013 P	0.250	22,500 per 10,000 units	22,300 per 10,000 units	2013/03/27	150,000,000	2012/12/13
65303	J P Morgan SP BV	HSI R Bull CBBC Jun 2013 P	0.250	22,000 per 10,000 units	22,200 per 10,000 units	2013/06/27	300,000,000	2012/12/13
65306	J P Morgan SP BV	HSI R Bull CBBC Jun 2013 Q	0.250	21,600 per 10,000 units	21,800 per 10,000 units	2013/06/27	300,000,000	2012/12/13
65305	J P Morgan SP BV	HSI R Bull CBBC Jul 2013 B	0.250	21,800 per 10,000 units	22,000 per 10,000 units	2013/07/30	300,000,000	2012/12/13
65307	J P Morgan SP BV	HSI R Bull CBBC Jul 2013 C	0.250	21,400 per 10,000 units	21,600 per 10,000 units	2013/07/30	300,000,000	2012/12/13
65319	J P Morgan SP BV	HSI R Bear CBBC May 2013 T	0.250	24,700 per 10,000 units	24,500 per 10,000 units	2013/05/30	300,000,000	2012/12/13
65321	J P Morgan SP BV	HSI R Bear CBBC May 2013 U	0.250	23,900 per 10,000 units	23,700 per 10,000 units	2013/05/30	300,000,000	2012/12/13
65323	J P Morgan SP BV	HSI R Bear CBBC May 2013 V	0.250	23,300 per 10,000 units	23,100 per 10,000 units	2013/05/30	300,000,000	2012/12/13
65320	J P Morgan SP BV	HSI R Bear CBBC Jun 2013 E	0.250	24,200 per 10,000 units	24,000 per 10,000 units	2013/06/27	300,000,000	2012/12/13
65322	J P Morgan SP BV	HSI R Bear CBBC Jun 2013 F	0.250	23,500 per 10,000 units	23,300 per 10,000 units	2013/06/27	300,000,000	2012/12/13
65310	SGA Societe Generale Acceptance N.V.	HSI R Bull CBBC Jun13 R	0.250	21,950 per 10,000 units	22,150 per 10,000 units	2013/06/27	300,000,000	2012/12/13
65311	SGA Societe Generale Acceptance N.V.	HSI R Bear CBBC May13 A	0.250	22,500 per 10,000 units	22,300 per 10,000 units	2013/05/30	300,000,000	2012/12/13
65316	UBS AG	HSI R Bull CBBC May 2013 Q	0.250	21,500 per 10,000 units	21,700 per 10,000 units	2013/05/30	300,000,000	2012/12/13
65317	UBS AG	HSI R Bull CBBC May 2013 U	0.250	21,700 per 10,000 units	21,900 per 10,000 units	2013/05/30	300,000,000	2012/12/13
65318	UBS AG	HSI R Bull CBBC Jul 2013 V	0.250	22,000 per 10,000 units	22,200 per 10,000 units	2013/07/30	300,000,000	2012/12/13
65315	UBS AG	HSI R Bear CBBC Apr 2013 F	0.250	22,450 per 10,000 units	22,250 per 10,000 units	2013/04/29	300,000,000	2012/12/13
65348	Credit Suisse AG	HSI R Bull CBBC Aug 2013 Q	0.250	22,000 per 10,000 units	22,200 per 10,000 units	2013/08/29	350,000,000	2012/12/14
65349	Credit Suisse AG	HSI R Bull CBBC Aug 2013 R	0.250	22,094 per 12,000 units	22,294 per 12,000 units	2013/08/29	350,000,000	2012/12/14
65331	Credit Suisse AG	HSI R Bear CBBC Mar 2013 W	0.250	22,500 per 10,000 units	22,300 per 10,000 units	2013/03/27	350,000,000	2012/12/14
65339	Citigroup Global Mkt H Inc.	HSI R Bear CBBC Mar 2013 Q	0.250	23,100 per 10,000 units	22,900 per 10,000 units	2013/03/27	150,000,000	2012/12/14
65327	HK Bank	ABC R Bull CBBC Dec 2013 A	0.250	2.93	3.18	2013/12/18	60,000,000	2012/12/14
65328	HK Bank	China Mobile R Bull CBBC Jun 2013 B	0.250	84.38 per 100 units	86.88 per 100 units	2013/06/24	80,000,000	2012/12/14
65330	HK Bank	CC Bank R Bull CBBC Jul 2013 C	0.250	5.53	5.83	2013/07/22	80,000,000	2012/12/14
65329	HK Bank	China Life R Bull CBBC Aug 2013 A	0.270	20.88	21.88	2013/08/12	60,000,000	2012/12/14
65326	HK Bank	A50 R Bull CBBC Jul 2013 A	0.250	9.38	9.68	2013/07/22	100,000,000	2012/12/14
65324	HK Bank	HSI R Bull CBBC Jun 2013 H	0.250	21,588 per 15,000 units	21,788 per 15,000 units	2013/06/27	100,000,000	2012/12/14
65325	HK Bank	HSI R Bull CBBC Sep 2013 C	0.250	21,128 per 20,000 units	21,428 per 20,000 units	2013/09/27	400,000,000	2012/12/14
65341	SGA Societe Generale Acceptance N.V.	HSI R Bull CBBC Jul13 C	0.250	22,000 per 10,000 units	22,200 per 10,000 units	2013/07/30	300,000,000	2012/12/14
65343	SGA Societe Generale Acceptance N.V.	HSI R Bear CBBC May13 B	0.340	24,300 per 10,000 units	24,100 per 10,000 units	2013/05/30	300,000,000	2012/12/14
65345	SGA Societe Generale Acceptance N.V.	HSI R Bear CBBC May13 C	0.365	24,500 per 10,000 units	24,300 per 10,000 units	2013/05/30	300,000,000	2012/12/14

Newly listed callable bull/bear contracts in 2012 (continued)

Code	Issuer	Name of issue	Issue prices (HK\$)	Strike price (HKD) / Strike level per 10 units	Call price (HKD) / Call level per 10 units	Expiry date	No. of issue (units)	Listing date
65347	SGA Societe Generale Acceptance N.V.	HSI R Bear CBBC May13 D	0.390	24,700 per 10,000 units	24,500 per 10,000 units	2013/05/30	300,000,000	2012/12/14
65344	SGA Societe Generale Acceptance N.V.	HSI R Bear CBBC Jun13 A	0.385	24,400 per 10,000 units	24,200 per 10,000 units	2013/06/27	300,000,000	2012/12/14
65346	SGA Societe Generale Acceptance N.V.	HSI R Bear CBBC Jun13 B	0.410	24,600 per 10,000 units	24,400 per 10,000 units	2013/06/27	300,000,000	2012/12/14
65354	UBS AG	HSBC R Bear CBBC May 2013 A	0.250	98 per 100 units	95 per 100 units	2013/05/20	100,000,000	2012/12/14
65363	UBS AG	HSCEI R Bear CBBC Apr 2013 B	0.275	13,700 per 10,000 units	13,500 per 10,000 units	2013/04/29	100,000,000	2012/12/14
65350	UBS AG	HSI R Bull CBBC May 2013 T	0.250	21,950 per 10,000 units	22,150 per 10,000 units	2013/05/30	300,000,000	2012/12/14
65352	UBS AG	HSI R Bull CBBC Aug 2013 N	0.250	22,094 per 10,000 units	22,294 per 10,000 units	2013/08/29	300,000,000	2012/12/14
65338	UBS AG	HSI R Bear CBBC Mar 2013 S	0.250	22,500 per 10,000 units	22,300 per 10,000 units	2013/03/27	300,000,000	2012/12/14
65337	UBS AG	HSI R Bear CBBC Apr 2013 S	0.250	23,250 per 10,000 units	23,050 per 10,000 units	2013/04/29	300,000,000	2012/12/14
65333	UBS AG	HSI R Bear CBBC Dec 2013 A	0.250	26,700 per 38,000 units	26,300 per 38,000 units	2013/12/30	300,000,000	2012/12/14
65364	BNP Paribas Arbit Issu B.V.	HSI R Bear CBBC Mar 2013 L	0.250	22,400 per 10,000 units	22,200 per 10,000 units	2013/03/27	200,000,000	2012/12/17
65379	Credit Suisse AG	HSI R Bull CBBC Sep 2013 B	0.250	21,990 per 12,000 units	22,190 per 12,000 units	2013/09/27	350,000,000	2012/12/17
65373	Credit Suisse AG	HSI R Bear CBBC Mar 2013 D	0.250	22,550 per 10,000 units	22,350 per 10,000 units	2013/03/27	350,000,000	2012/12/17
65365	Credit Suisse AG	HSI R Bear CBBC Sep 2013 A	0.330	25,300 per 10,000 units	25,100 per 10,000 units	2013/09/27	350,000,000	2012/12/17
65366	Credit Suisse AG	HSI R Bear CBBC Sep 2013 B	0.360	25,600 per 10,000 units	25,400 per 10,000 units	2013/09/27	350,000,000	2012/12/17
65367	Credit Suisse AG	HSI R Bear CBBC Sep 2013 C	0.390	25,900 per 10,000 units	25,700 per 10,000 units	2013/09/27	350,000,000	2012/12/17
65368	Credit Suisse AG	HSI R Bear CBBC Sep 2013 D	0.410	26,100 per 10,000 units	25,900 per 10,000 units	2013/09/27	350,000,000	2012/12/17
65369	Credit Suisse AG	HSI R Bear CBBC Sep 2013 E	0.450	26,500 per 10,000 units	26,300 per 10,000 units	2013/09/27	350,000,000	2012/12/17
65362	HK Bank	Anhui Conch R Bull CBBC Dec 2013 C	0.250	23.98 per 100 units	25.98 per 100 units	2013/12/16	40,000,000	2012/12/17
65363	HK Bank	COVS R Bull CBBC Nov 2013 B	0.280	20.98	21.98	2013/11/18	40,000,000	2012/12/17
65360	HK Bank	CNBM R Bull CBBC Aug 2013 B	0.250	9.08	9.88	2013/08/26	50,000,000	2012/12/17
65359	HK Bank	A50 R Bull CBBC Aug 2013 C	0.250	9.58	9.88	2013/08/26	100,000,000	2012/12/17
65358	HK Bank	HSCEI R Bull CBBC Oct 2013 A	0.250	10,488 per 10,000 units	10,688 per 10,000 units	2013/10/30	68,000,000	2012/12/17
65355	HK Bank	HSI R Bull CBBC Aug 2013 F	0.250	21,788 per 15,000 units	21,988 per 15,000 units	2013/08/29	100,000,000	2012/12/17
65356	HK Bank	HSI R Bear CBBC Oct 2013 B	0.250	25,328 per 20,000 units	25,028 per 20,000 units	2013/10/30	400,000,000	2012/12/17
65357	HK Bank	HSI R Bear CBBC Nov 2013 C	0.250	27,188 per 25,000 units	26,888 per 25,000 units	2013/11/28	400,000,000	2012/12/17
65375	SGA Societe Generale Acceptance N.V.	HSI R Bull CBBC Jun13 S	0.250	21,900 per 10,000 units	22,100 per 10,000 units	2013/06/27	300,000,000	2012/12/17
65376	SGA Societe Generale Acceptance N.V.	HSI R Bull CBBC Jul13 D	0.250	21,750 per 10,000 units	21,950 per 10,000 units	2013/07/30	300,000,000	2012/12/17
65377	SGA Societe Generale Acceptance N.V.	HSI R Bear CBBC Apr13 F	0.250	22,550 per 10,000 units	22,350 per 10,000 units	2013/04/29	300,000,000	2012/12/17
65381	UBS AG	A50 China R Bull CBBC Mar 2013 G	0.250	9.45	9.75	2013/03/25	100,000,000	2012/12/17
65380	UBS AG	HSI R Bull CBBC Jul 2013 W	0.250	22,076 per 10,000 units	22,276 per 10,000 units	2013/07/30	300,000,000	2012/12/17
65374	UBS AG	HSI R Bear CBBC May 2013 V	0.250	22,550 per 10,000 units	22,350 per 10,000 units	2013/05/30	300,000,000	2012/12/17
65382	UBS AG	Lenovo R Bear CBBC Jun 2013 B	0.250	9.88	9.38	2013/06/10	50,000,000	2012/12/17
65397	BNP Paribas Arbit Issu B.V.	HSI R Bull CBBC Sep 2013 R	0.250	22,100 per 10,000 units	22,300 per 10,000 units	2013/09/27	200,000,000	2012/12/18
65407	Credit Suisse AG	HSI R Bull CBBC Sep 2013 C	0.250	22,123 per 10,000 units	22,323 per 10,000 units	2013/09/27	350,000,000	2012/12/18
65406	Credit Suisse AG	HSI R Bear CBBC May 2013 J	0.250	22,528 per 12,000 units	22,328 per 12,000 units	2013/05/30	350,000,000	2012/12/18
65398	Citigroup Global Mkt H Inc.	HSI R Bull CBBC Dec 2013 G	0.250	22,100 per 10,000 units	22,300 per 10,000 units	2013/12/30	150,000,000	2012/12/18
65399	Citigroup Global Mkt H Inc.	HSI R Bear CBBC Mar 2013 R	0.250	23,300 per 10,000 units	23,100 per 10,000 units	2013/03/27	150,000,000	2012/12/18
65400	Citigroup Global Mkt H Inc.	HSI R Bear CBBC Mar 2013 S	0.250	23,500 per 10,000 units	23,300 per 10,000 units	2013/03/27	150,000,000	2012/12/18
65386	HK Bank	A50 R Bull CBBC Sep 2013 B	0.250	9.78	10.08	2013/09/23	100,000,000	2012/12/18
65387	HK Bank	A50 R Bear CBBC Nov 2013 B	0.250	12.68	12.38	2013/11/25	40,000,000	2012/12/18

Newly listed callable bull/bear contracts in 2012 (continued)

Code	Issuer	Name of issue	Issue prices (HK\$)	Strike price (HKD) / Strike level per 10 units	Call price (HKD) / Call level per 10 units	Expiry date	No. of issue (units)	Listing date
65383	HK Bank	HSI R Bear CBBC Sep 2013 E	0.250	24,988 per 15,000 units	24,688 per 15,000 units	2013/09/27	100,000,000	2012/12/18
65384	HK Bank	HSI R Bear CBBC Oct 2013 C	0.250	23,488 per 15,000 units	23,188 per 15,000 units	2013/10/30	100,000,000	2012/12/18
65385	HK Bank	HSI R Bear CBBC Nov 2013 D	0.250	23,988 per 15,000 units	23,688 per 15,000 units	2013/11/28	100,000,000	2012/12/18
65390	HK Bank	Hutchison R Bull CBBC Aug 2013 A	0.250	74.88 per 100 units	77.88 per 100 units	2013/08/05	60,000,000	2012/12/18
65388	HK Bank	ICBC R Bull CBBC Aug 2013 C	0.250	4.83	5.08	2013/08/26	80,000,000	2012/12/18
65389	HK Bank	ICBC R Bear CBBC Dec 2013 A	0.250	6.28	6.03	2013/12/09	50,000,000	2012/12/18
65404	UBS AG	Sinopec Corp R Bull CBBC Jun 2013 C	0.250	7.7	8	2013/06/24	100,000,000	2012/12/18
65402	UBS AG	A50 China R Bull CBBC May 2013 A	0.250	9.2	9.5	2013/05/13	100,000,000	2012/12/18
65396	UBS AG	Galaxy Ent R Bull CBBC May 2013 B	0.315	25.38	26.38	2013/05/13	50,000,000	2012/12/18
65394	UBS AG	Galaxy Ent R Bear CBBC Mar 2013 B	0.340	31.88	30.88	2013/03/18	50,000,000	2012/12/18
65401	UBS AG	HSI R Bull CBBC Jun 2013 Z	0.250	22,119 per 10,000 units	22,319 per 10,000 units	2013/06/27	300,000,000	2012/12/18
65391	UBS AG	HSI R Bull CBBC Aug 2013 O	0.250	20,500 per 10,000 units	20,700 per 10,000 units	2013/08/29	300,000,000	2012/12/18
65392	UBS AG	HSI R Bull CBBC Sep 2013 F	0.250	20,000 per 10,000 units	20,200 per 10,000 units	2013/09/27	300,000,000	2012/12/18
65393	UBS AG	HSI R Bull CBBC Sep 2013 G	0.250	20,300 per 10,000 units	20,500 per 10,000 units	2013/09/27	300,000,000	2012/12/18
65405	UBS AG	SHK Ppt R Bull CBBC Jun 2013 A	0.250	106 per 100 units	110 per 100 units	2013/06/17	100,000,000	2012/12/18
65403	UBS AG	TCH R Bull CBBC Jun 2013 D	0.250	232 per 100 units	240 per 100 units	2013/06/24	100,000,000	2012/12/18
65426	BOCI Asia Ltd.	HSI R Bull CBBC May 2013 A	0.250	21,600 per 10,000 units	21,800 per 10,000 units	2013/05/30	100,000,000	2012/12/19
65425	BOCI Asia Ltd.	HSI R Bull CBBC Jun 2013 A	0.250	21,100 per 10,000 units	21,300 per 10,000 units	2013/06/27	100,000,000	2012/12/19
65430	BNP Paribas Arbit Issu B.V.	A50 Ch R Bull CBBC Dec 2013 A	0.250	9.6	9.9	2013/12/30	200,000,000	2012/12/19
65443	BNP Paribas Arbit Issu B.V.	HSI R Bull CBBC Sep 2013 F	0.250	22,300 per 10,000 units	22,500 per 10,000 units	2013/09/27	200,000,000	2012/12/19
65431	BNP Paribas Arbit Issu B.V.	HSI R Bull CBBC Sep 2013 S	0.250	22,200 per 10,000 units	22,400 per 10,000 units	2013/09/27	200,000,000	2012/12/19
65421	BNP Paribas Arbit Issu B.V.	HSI R Bear CBBC Mar 2013 M	0.250	22,600 per 10,000 units	22,400 per 10,000 units	2013/03/27	200,000,000	2012/12/19
65437	BNP Paribas Arbit Issu B.V.	HSI R Bear CBBC Mar 2013 N	0.250	22,700 per 10,000 units	22,500 per 10,000 units	2013/03/27	200,000,000	2012/12/19
65438	Credit Suisse AG	HSI R Bull CBBC Jul 2013 I	0.250	22,150 per 10,000 units	22,350 per 10,000 units	2013/07/30	350,000,000	2012/12/19
65439	Credit Suisse AG	HSI R Bull CBBC Jul 2013 J	0.250	22,303 per 10,000 units	22,503 per 10,000 units	2013/07/30	350,000,000	2012/12/19
65440	Credit Suisse AG	HSI R Bull CBBC Jul 2013 K	0.250	22,280 per 12,000 units	22,480 per 12,000 units	2013/07/30	350,000,000	2012/12/19
65429	Credit Suisse AG	HSI R Bear CBBC Mar 2013 E	0.250	22,600 per 10,000 units	22,400 per 10,000 units	2013/03/27	350,000,000	2012/12/19
65432	Citigroup Global Mkt H Inc.	HSI R Bull CBBC Dec 2013 H	0.250	22,200 per 10,000 units	22,400 per 10,000 units	2013/12/30	150,000,000	2012/12/19
65422	Citigroup Global Mkt H Inc.	HSI R Bear CBBC Mar 2013 T	0.250	23,600 per 10,000 units	23,400 per 10,000 units	2013/03/27	150,000,000	2012/12/19
65423	Citigroup Global Mkt H Inc.	HSI R Bear CBBC Mar 2013 U	0.250	23,700 per 10,000 units	23,500 per 10,000 units	2013/03/27	150,000,000	2012/12/19
65424	Citigroup Global Mkt H Inc.	HSI R Bear CBBC Mar 2013 V	0.250	22,600 per 10,000 units	22,400 per 10,000 units	2013/03/27	150,000,000	2012/12/19
65433	Citigroup Global Mkt H Inc.	HSI R Bear CBBC Mar 2013 W	0.250	22,700 per 10,000 units	22,500 per 10,000 units	2013/03/27	150,000,000	2012/12/19
65428	HK Bank	CC Bank R Bear CBBC Oct 2013 A	0.250	7.38	7.08	2013/10/15	50,000,000	2012/12/19
65418	HK Bank	CNOOC R Bull CBBC Sep 2013 A	0.250	15.18	15.98	2013/09/30	50,000,000	2012/12/19
65419	HK Bank	Lenovo R Bear CBBC Oct 2013 A	0.250	8.98	8.48	2013/10/28	40,000,000	2012/12/19
65420	HK Bank	SHK Ppt R Bull CBBC Sep 2013 A	0.250	106.68 per 100 units	110.68 per 100 units	2013/09/09	60,000,000	2012/12/19
65417	HK Bank	TCH R Bull CBBC Sep 2013 A	0.250	230.88 per 100 units	238.88 per 100 units	2013/09/30	50,000,000	2012/12/19
65408	Merrill Lynch Int'l & Co. C.V.	HSI R Bull CBBC Jun 2013 K	0.250	21,528 per 10,000 units	21,728 per 10,000 units	2013/06/27	60,000,000	2012/12/19
65413	Merrill Lynch Int'l & Co. C.V.	HSI R Bull CBBC Jun 2013 L	0.250	21,928 per 10,000 units	22,128 per 10,000 units	2013/06/27	60,000,000	2012/12/19
65414	Merrill Lynch Int'l & Co. C.V.	HSI R Bull CBBC Jun 2013 M	0.250	21,828 per 10,000 units	22,028 per 10,000 units	2013/06/27	60,000,000	2012/12/19
65415	Merrill Lynch Int'l & Co. C.V.	HSI R Bull CBBC Jun 2013 N	0.250	21,728 per 10,000 units	21,928 per 10,000 units	2013/06/27	60,000,000	2012/12/19
65416	Merrill Lynch Int'l & Co. C.V.	HSI R Bull CBBC Jun 2013 O	0.250	21,628 per 10,000 units	21,828 per 10,000 units	2013/06/27	60,000,000	2012/12/19

Newly listed callable bull/bear contracts in 2012 (continued)

Code	Issuer	Name of issue	Issue prices (HK\$)	Strike price (HKD) / Strike level per 10 units	Call price (HKD) / Call level per 10 units	Expiry date	No. of issue (units)	Listing date
65409	Merrill Lynch Int'l & Co. C.V.	HSI R Bear CBBC Jun 2013 R	0.250	23,788 per 10,000 units	23,588 per 10,000 units	2013/06/27	60,000,000	2012/12/19
65410	Merrill Lynch Int'l & Co. C.V.	HSI R Bear CBBC Jun 2013 S	0.250	23,688 per 10,000 units	23,488 per 10,000 units	2013/06/27	60,000,000	2012/12/19
65411	Merrill Lynch Int'l & Co. C.V.	HSI R Bear CBBC Jun 2013 T	0.250	23,588 per 10,000 units	23,388 per 10,000 units	2013/06/27	60,000,000	2012/12/19
65412	Merrill Lynch Int'l & Co. C.V.	HSI R Bear CBBC Jun 2013 U	0.250	22,588 per 10,000 units	22,388 per 10,000 units	2013/06/27	60,000,000	2012/12/19
65434	SGA Societe Generale Acceptance N.V.	HSI R Bull CBBC Jun13 T	0.250	22,200 per 10,000 units	22,400 per 10,000 units	2013/06/27	300,000,000	2012/12/19
65435	SGA Societe Generale Acceptance N.V.	HSI R Bull CBBC Jul13 E	0.250	22,100 per 10,000 units	22,300 per 10,000 units	2013/07/30	300,000,000	2012/12/19
65436	SGA Societe Generale Acceptance N.V.	HSI R Bear CBBC Apr13 G	0.250	22,650 per 10,000 units	22,450 per 10,000 units	2013/04/29	300,000,000	2012/12/19
65448	UBS AG	HSI R Bull CBBC Jul 2013 X	0.250	22,150 per 10,000 units	22,350 per 10,000 units	2013/07/30	300,000,000	2012/12/19
65449	UBS AG	HSI R Bull CBBC Jul 2013 Y	0.250	22,300 per 10,000 units	22,500 per 10,000 units	2013/07/30	300,000,000	2012/12/19
65427	UBS AG	HSI R Bear CBBC Apr 2013 K	0.250	22,600 per 10,000 units	22,400 per 10,000 units	2013/04/29	300,000,000	2012/12/19
65485	Credit Suisse AG	HSI R Bull CBBC Aug 2013 S	0.250	22,260 per 10,000 units	22,460 per 10,000 units	2013/08/29	350,000,000	2012/12/20
65491	Credit Suisse AG	HSI R Bear CBBC Mar 2013 A	0.250	22,650 per 10,000 units	22,450 per 10,000 units	2013/03/27	350,000,000	2012/12/20
65463	Goldman Sachs SP (Asia)	HSI R Bull CBBC Mar 2013 M	0.254	22,188 per 7,000 units	22,388 per 7,000 units	2013/03/27	150,000,000	2012/12/20
65468	Goldman Sachs SP (Asia)	HSI R Bull CBBC Mar 2013 N	0.252	22,088 per 10,000 units	22,288 per 10,000 units	2013/03/27	150,000,000	2012/12/20
65475	Goldman Sachs SP (Asia)	HSI R Bull CBBC Mar 2013 O	0.253	22,288 per 10,000 units	22,488 per 10,000 units	2013/03/27	150,000,000	2012/12/20
65476	Goldman Sachs SP (Asia)	HSI R Bull CBBC Mar 2013 P	0.254	22,108 per 20,000 units	22,358 per 20,000 units	2013/03/27	150,000,000	2012/12/20
65465	Goldman Sachs SP (Asia)	HSI R Bear CBBC Mar 2013 K	0.257	23,488 per 7,000 units	23,288 per 7,000 units	2013/03/27	150,000,000	2012/12/20
65480	Goldman Sachs SP (Asia)	HSI R Bear CBBC Mar 2013 L	0.254	23,708 per 20,000 units	23,458 per 20,000 units	2013/03/27	150,000,000	2012/12/20
65481	Goldman Sachs SP (Asia)	HSI R Bear CBBC Mar 2013 M	0.258	24,008 per 20,000 units	23,758 per 20,000 units	2013/03/27	150,000,000	2012/12/20
65454	HK Bank	ABC R Bull CBBC Oct 2013 A	0.250	3.13	3.38	2013/10/21	60,000,000	2012/12/20
65461	HK Bank	Cheung Kong R Bull CBBC Oct 2013 A	0.250	109.88 per 100 units	115.88 per 100 units	2013/10/07	60,000,000	2012/12/20
65462	HK Bank	Sinopec Corp R Bull CBBC Oct 2013 A	0.250	7.88	8.18	2013/10/07	60,000,000	2012/12/20
65455	HK Bank	Galaxy Ent R Bull CBBC May 2013 B	0.250	26.88	27.88	2013/05/13	40,000,000	2012/12/20
65453	HK Bank	HSCEI R Bear CBBC Oct 2013 A	0.250	13,088 per 10,000 units	12,888 per 10,000 units	2013/10/30	68,000,000	2012/12/20
65450	HK Bank	HSI R Bull CBBC Sep 2013 D	0.250	21,988 per 15,000 units	22,188 per 15,000 units	2013/09/27	100,000,000	2012/12/20
65451	HK Bank	HSI R Bear CBBC Nov 2013 E	0.250	26,928 per 20,000 units	26,628 per 20,000 units	2013/11/28	400,000,000	2012/12/20
65456	HK Bank	SHK Ppt R Bear CBBC Oct 2013 A	0.290	144.88 per 100 units	140.88 per 100 units	2013/10/28	50,000,000	2012/12/20
65483	SGA Societe Generale Acceptance N.V.	HSI R Bull CBBC Jun13 U	0.250	22,300 per 10,000 units	22,500 per 10,000 units	2013/06/27	300,000,000	2012/12/20
65484	SGA Societe Generale Acceptance N.V.	HSI R Bear CBBC Apr13 H	0.250	22,750 per 10,000 units	22,550 per 10,000 units	2013/04/29	300,000,000	2012/12/20
65488	UBS AG	HSI R Bull CBBC Jun 2013 I	0.250	22,200 per 10,000 units	22,400 per 10,000 units	2013/06/27	300,000,000	2012/12/20
65490	UBS AG	HSI R Bull CBBC Aug 2013 P	0.250	22,250 per 10,000 units	22,450 per 10,000 units	2013/08/29	300,000,000	2012/12/20
65486	UBS AG	HSI R Bull CBBC Sep 2013 H	0.250	21,400 per 38,000 units	21,800 per 38,000 units	2013/09/27	300,000,000	2012/12/20
65505	UBS AG	HSI R Bear CBBC Mar 2013 M	0.250	22,650 per 10,000 units	22,450 per 10,000 units	2013/03/27	300,000,000	2012/12/20
65503	UBS AG	HSI R Bear CBBC Apr 2013 J	0.250	22,700 per 10,000 units	22,500 per 10,000 units	2013/04/29	300,000,000	2012/12/20
65493	UBS AG	HSI R Bear CBBC May 2013 W	0.250	23,100 per 10,000 units	22,900 per 10,000 units	2013/05/30	300,000,000	2012/12/20
65495	UBS AG	HSI R Bear CBBC May 2013 X	0.250	22,900 per 10,000 units	22,700 per 10,000 units	2013/05/30	300,000,000	2012/12/20
65500	UBS AG	HSI R Bear CBBC May 2013 Y	0.250	22,750 per 10,000 units	22,550 per 10,000 units	2013/05/30	300,000,000	2012/12/20
65492	UBS AG	HSI R Bear CBBC Jun 2013 H	0.250	23,300 per 10,000 units	23,100 per 10,000 units	2013/06/27	300,000,000	2012/12/20
65547	BNP Paribas Arbit Issu B.V.	HSI R Bull CBBC Sep 2013 G	0.250	22,400 per 10,000 units	22,600 per 10,000 units	2013/09/27	200,000,000	2012/12/21
65506	BNP Paribas Arbit Issu B.V.	HSI R Bear CBBC Mar 2013 O	0.250	22,800 per 10,000 units	22,600 per 10,000 units	2013/03/27	200,000,000	2012/12/21
65518	Credit Suisse AG	HSI R Bull CBBC Sep 2013 D	0.250	22,200 per 10,000 units	22,400 per 10,000 units	2013/09/27	350,000,000	2012/12/21
65545	Credit Suisse AG	HSI R Bull CBBC Sep 2013 E	0.250	22,405 per 10,000 units	22,605 per 10,000 units	2013/09/27	350,000,000	2012/12/21
65546	Credit Suisse AG	HSI R Bull CBBC Sep 2013 F	0.250	22,380 per 12,000 units	22,580 per 12,000 units	2013/09/27	350,000,000	2012/12/21

Newly listed callable bull/bear contracts in 2012 (continued)

Code	Issuer	Name of issue	Issue prices (HK\$)	Strike price (HKD) / Strike level per 10 units	Call price (HKD) / Call level per 10 units	Expiry date	No. of issue (units)	Listing date
65516	Credit Suisse AG	HSI R Bear CBBC Mar 2013 B	0.250	24,050 per 10,000 units	23,850 per 10,000 units	2013/03/27	350,000,000	2012/12/21
65515	Credit Suisse AG	HSI R Bear CBBC Mar 2013 M	0.250	23,850 per 10,000 units	23,650 per 10,000 units	2013/03/27	350,000,000	2012/12/21
65507	Credit Suisse AG	HSI R Bear CBBC Mar 2013 O	0.250	22,700 per 10,000 units	22,500 per 10,000 units	2013/03/27	350,000,000	2012/12/21
65512	Credit Suisse AG	HSI R Bear CBBC Mar 2013 Q	0.250	23,400 per 10,000 units	23,200 per 10,000 units	2013/03/27	350,000,000	2012/12/21
65517	Credit Suisse AG	HSI R Bear CBBC Mar 2013 S	0.250	24,200 per 10,000 units	24,000 per 10,000 units	2013/03/27	350,000,000	2012/12/21
65514	Credit Suisse AG	HSI R Bear CBBC Mar 2013 T	0.250	23,700 per 10,000 units	23,500 per 10,000 units	2013/03/27	350,000,000	2012/12/21
65511	Credit Suisse AG	HSI R Bear CBBC Mar 2013 Z	0.250	23,250 per 10,000 units	23,050 per 10,000 units	2013/03/27	350,000,000	2012/12/21
65538	Citigroup Global Mkt H Inc.	HSI R Bull CBBC Dec 2013 I	0.250	22,300 per 10,000 units	22,500 per 10,000 units	2013/12/30	150,000,000	2012/12/21
65524	SGA Societe Generale Acceptance N.V.	HSI R Bull CBBC Jun13 V	0.250	22,350 per 10,000 units	22,550 per 10,000 units	2013/06/27	300,000,000	2012/12/21
65529	SGA Societe Generale Acceptance N.V.	HSI R Bull CBBC Jul13 F	0.250	22,150 per 10,000 units	22,350 per 10,000 units	2013/07/30	300,000,000	2012/12/21
65535	SGA Societe Generale Acceptance N.V.	HSI R Bear CBBC Apr13 I	0.250	22,800 per 10,000 units	22,600 per 10,000 units	2013/04/29	300,000,000	2012/12/21
65549	UBS AG	A50 China R Bull CBBC Jun 2013 A	0.250	9.7	10	2013/06/10	100,000,000	2012/12/21
65548	UBS AG	A50 China R Bear CBBC Mar 2013 B	0.250	12.8	12.5	2013/03/25	100,000,000	2012/12/21
65555	UBS AG	HSI R Bull CBBC Aug 2013 Q	0.250	22,400 per 10,000 units	22,600 per 10,000 units	2013/08/29	300,000,000	2012/12/21
65510	UBS AG	HSI R Bear CBBC Mar 2013 O	0.250	22,800 per 10,000 units	22,600 per 10,000 units	2013/03/27	300,000,000	2012/12/21
65509	UBS AG	HSI R Bear CBBC May 2013 Z	0.250	24,300 per 10,000 units	24,100 per 10,000 units	2013/05/30	300,000,000	2012/12/21
65508	UBS AG	HSI R Bear CBBC Jul 2013 F	0.250	24,600 per 10,000 units	24,400 per 10,000 units	2013/07/30	300,000,000	2012/12/21
68532*	HK Bank	HSI R Bear CBBC Jul 2013 A	0.106	24,328 per 20,000 units	24,028 per 20,000 units	2013/07/30	200,000,000	2012/12/21
65600	BNP Paribas Arbit Issu B.V.	A50 R Bear CBBC Dec 2013 B	0.250	11.6	11.3	2013/12/30	200,000,000	2012/12/24
65578	Credit Suisse AG	HSI R Bull CBBC Jun 2013 Y	0.250	22,350 per 10,000 units	22,550 per 10,000 units	2013/06/27	350,000,000	2012/12/24
65579	Credit Suisse AG	HSI R Bull CBBC Jun 2013 Z	0.250	22,100 per 10,000 units	22,300 per 10,000 units	2013/06/27	350,000,000	2012/12/24
65584	Credit Suisse AG	HSI R Bear CBBC Mar 2013 J	0.250	22,750 per 10,000 units	22,550 per 10,000 units	2013/03/27	350,000,000	2012/12/24
65585	Credit Suisse AG	HSI R Bear CBBC Mar 2013 K	0.250	23,440 per 10,000 units	23,240 per 10,000 units	2013/03/27	350,000,000	2012/12/24
65591	Credit Suisse AG	HSI R Bear CBBC Mar 2013 P	0.250	23,540 per 10,000 units	23,340 per 10,000 units	2013/03/27	350,000,000	2012/12/24
65592	Credit Suisse AG	HSI R Bear CBBC Apr 2013 O	0.250	23,640 per 10,000 units	23,440 per 10,000 units	2013/04/29	350,000,000	2012/12/24
65593	Credit Suisse AG	HSI R Bear CBBC Apr 2013 P	0.250	23,740 per 10,000 units	23,540 per 10,000 units	2013/04/29	350,000,000	2012/12/24
65596	Credit Suisse AG	HSI R Bear CBBC Apr 2013 Q	0.250	23,940 per 10,000 units	23,740 per 10,000 units	2013/04/29	350,000,000	2012/12/24
65597	Credit Suisse AG	HSI R Bear CBBC Apr 2013 R	0.250	24,140 per 10,000 units	23,940 per 10,000 units	2013/04/29	350,000,000	2012/12/24
65575	Citigroup Global Mkt H Inc.	HSI R Bull CBBC Dec 2013 J	0.250	22,400 per 10,000 units	22,600 per 10,000 units	2013/12/30	150,000,000	2012/12/24
65605	Citigroup Global Mkt H Inc.	HSI R Bear CBBC Jun 2013 A	0.250	23,800 per 10,000 units	23,600 per 10,000 units	2013/06/27	150,000,000	2012/12/24
65606	Citigroup Global Mkt H Inc.	HSI R Bear CBBC Jun 2013 B	0.250	23,900 per 10,000 units	23,700 per 10,000 units	2013/06/27	150,000,000	2012/12/24
65607	Citigroup Global Mkt H Inc.	HSI R Bear CBBC Jun 2013 C	0.250	24,000 per 10,000 units	23,800 per 10,000 units	2013/06/27	150,000,000	2012/12/24
65608	Citigroup Global Mkt H Inc.	HSI R Bear CBBC Jun 2013 D	0.250	24,100 per 10,000 units	23,900 per 10,000 units	2013/06/27	150,000,000	2012/12/24
65609	Citigroup Global Mkt H Inc.	HSI R Bear CBBC Jun 2013 E	0.250	24,200 per 10,000 units	24,000 per 10,000 units	2013/06/27	150,000,000	2012/12/24
65610	Citigroup Global Mkt H Inc.	HSI R Bear CBBC Jun 2013 F	0.250	24,300 per 10,000 units	24,100 per 10,000 units	2013/06/27	150,000,000	2012/12/24
65612	Citigroup Global Mkt H Inc.	HSI R Bear CBBC Jun 2013 G	0.250	24,400 per 10,000 units	24,200 per 10,000 units	2013/06/27	150,000,000	2012/12/24
65613	Goldman Sachs SP (Asia)	HSI R Bull CBBC Mar 2013 Q	0.260	22,188 per 7,000 units	22,388 per 7,000 units	2013/03/27	150,000,000	2012/12/24
65614	Goldman Sachs SP (Asia)	HSI R Bull CBBC Mar 2013 R	0.259	22,088 per 10,000 units	22,288 per 10,000 units	2013/03/27	150,000,000	2012/12/24
65615	Goldman Sachs SP (Asia)	HSI R Bull CBBC Mar 2013 S	0.262	22,288 per 10,000 units	22,488 per 10,000 units	2013/03/27	150,000,000	2012/12/24
65618	Goldman Sachs SP (Asia)	HSI R Bull CBBC Mar 2013 T	0.258	22,088 per 20,000 units	22,338 per 20,000 units	2013/03/27	150,000,000	2012/12/24
65572	HK Bank	BOCL R Bull CBBC Oct 2013 A	0.250	3.1	3.28	2013/10/07	80,000,000	2012/12/24
65570	HK Bank	BOCL R Bear CBBC Dec 2013 A	0.250	4.21	4.03	2013/12/16	40,000,000	2012/12/24

Newly listed callable bull/bear contracts in 2012 (continued)

Code	Issuer	Name of issue	Issue prices (HK\$)	Strike price (HKD) / Strike level per 10 units	Call price (HKD) / Call level per 10 units	Expiry date	No. of issue (units)	Listing date
65566	HK Bank	A50 R Bull CBBC Oct 2013 B	0.250	10.08	10.38	2013/10/28	100,000,000	2012/12/24
65574	HK Bank	HKEx R Bull CBBC Oct 2013 A	0.250	117.88 per 100 units	123.88 per 100 units	2013/10/28	60,000,000	2012/12/24
65557	HK Bank	HSCEI R Bear CBBC Dec 2013 A	0.300	14,088 per 10,000 units	13,888 per 10,000 units	2013/12/30	68,000,000	2012/12/24
65556	HK Bank	HSI R Bull CBBC Jul 2013 F	0.250	22,188 per 15,000 units	22,388 per 15,000 units	2013/07/30	100,000,000	2012/12/24
65573	HK Bank	Sands China R Bull CBBC Aug 2013 B	0.250	28.68 per 100 units	31.68 per 100 units	2013/08/26	50,000,000	2012/12/24
65599	SGA Societe Generale Acceptance N.V.	HSI R Bull CBBC Jun13 W	0.250	22,250 per 10,000 units	22,450 per 10,000 units	2013/06/27	300,000,000	2012/12/24
65577	UBS AG	HSI R Bull CBBC Jun 2013 G	0.250	22,350 per 10,000 units	22,550 per 10,000 units	2013/06/27	300,000,000	2012/12/24
65603	UBS AG	HSI R Bear CBBC May 2013 A	0.250	24,800 per 10,000 units	24,600 per 10,000 units	2013/05/30	300,000,000	2012/12/24
65619	UBS AG	HSI R Bear CBBC May 2013 C	0.250	22,714 per 10,000 units	22,514 per 10,000 units	2013/05/30	300,000,000	2012/12/24
65604	UBS AG	HSI R Bear CBBC Jun 2013 I	0.250	24,400 per 10,000 units	24,200 per 10,000 units	2013/06/27	300,000,000	2012/12/24
65601	UBS AG	HSI R Bear CBBC Jul 2013 G	0.250	25,000 per 10,000 units	24,800 per 10,000 units	2013/07/30	300,000,000	2012/12/24
64074 #	HK Bank	AIA R Bull CBBC Sep 2013 A	0.032	28.08 per 100 units	29.08 per 100 units	2013/09/30	320,000,000	2012/12/24
65656	BNP Paribas Arbit Issu B.V.	A50 Ch R Bull CBBC Dec 2013 B	0.250	10	10.3	2013/12/30	200,000,000	2012/12/27
65648	BNP Paribas Arbit Issu B.V.	A50 R Bear CBBC Dec 2013 C	0.250	11.9	11.6	2013/12/30	200,000,000	2012/12/27
65638	Credit Suisse AG	A50 China R Bull CBBC May 2013 A	0.250	9.3	9.6	2013/05/24	60,000,000	2012/12/27
65639	Credit Suisse AG	A50 China R Bull CBBC May 2013 B	0.250	9.61	9.91	2013/05/24	60,000,000	2012/12/27
65641	Credit Suisse AG	A50 China R Bull CBBC May 2013 C	0.250	10	10.3	2013/05/24	60,000,000	2012/12/27
65644	Credit Suisse AG	A50 China R Bear CBBC May 2013 A	0.250	12.18	11.88	2013/05/24	60,000,000	2012/12/27
65645	Credit Suisse AG	A50 China R Bear CBBC May 2013 B	0.250	12.8	12.5	2013/05/24	60,000,000	2012/12/27
65657	Credit Suisse AG	HSI R Bull CBBC Aug 2013 T	0.250	22,340 per 12,000 units	22,540 per 12,000 units	2013/08/29	350,000,000	2012/12/27
65646	Credit Suisse AG	HSI R Bear CBBC Mar 2013 R	0.250	22,800 per 10,000 units	22,600 per 10,000 units	2013/03/27	350,000,000	2012/12/27
65669	Credit Suisse AG	HSI R Bear CBBC Mar 2013 U	0.250	22,695 per 12,000 units	22,495 per 12,000 units	2013/03/27	350,000,000	2012/12/27
65647	Citigroup Global Mkt H Inc.	HSI R Bear CBBC Jun 2013 H	0.250	22,800 per 10,000 units	22,600 per 10,000 units	2013/06/27	150,000,000	2012/12/27
65670	Goldman Sachs SP (Asia)	HSI R Bear CBBC Mar 2013 N	0.257	23,488 per 7,000 units	23,288 per 7,000 units	2013/03/27	150,000,000	2012/12/27
65673	Goldman Sachs SP (Asia)	HSI R Bear CBBC Mar 2013 O	0.261	23,688 per 7,000 units	23,488 per 7,000 units	2013/03/27	150,000,000	2012/12/27
65679	Goldman Sachs SP (Asia)	HSI R Bear CBBC Mar 2013 P	0.251	23,738 per 20,000 units	23,488 per 20,000 units	2013/03/27	150,000,000	2012/12/27
65680	Goldman Sachs SP (Asia)	HSI R Bear CBBC Mar 2013 Q	0.259	24,038 per 20,000 units	23,788 per 20,000 units	2013/03/27	150,000,000	2012/12/27
65681	Goldman Sachs SP (Asia)	HSI R Bear CBBC Mar 2013 R	0.257	24,338 per 20,000 units	24,088 per 20,000 units	2013/03/27	150,000,000	2012/12/27
65625	HK Bank	China Life R Bull CBBC Jun 2013 B	0.250	21.98	22.98	2013/06/24	60,000,000	2012/12/27
65626	HK Bank	China Life R Bear CBBC Jul 2013 B	0.360	27.78	26.78	2013/07/18	50,000,000	2012/12/27
65624	HK Bank	A50 R Bull CBBC Jul 2013 B	0.250	10.28	10.58	2013/07/08	100,000,000	2012/12/27
65620	HK Bank	HSCEI R Bull CBBC Sep 2013 B	0.250	10,788 per 10,000 units	10,988 per 10,000 units	2013/09/27	100,000,000	2012/12/27
65623	HK Bank	HSCEI R Bull CBBC Dec 2013 A	0.250	10,188 per 10,000 units	10,388 per 10,000 units	2013/12/30	100,000,000	2012/12/27
65622	HK Bank	HSCEI R Bear CBBC Sep 2013 A	0.250	12,688 per 10,000 units	12,488 per 10,000 units	2013/09/27	68,000,000	2012/12/27
65621	HK Bank	HSCEI R Bear CBBC Dec 2013 B	0.250	11,988 per 10,000 units	11,788 per 10,000 units	2013/12/30	68,000,000	2012/12/27
65663	UBS AG	China Life R Bull CBBC Jun 2013 C	0.260	21.88	22.88	2013/06/24	100,000,000	2012/12/27
65662	UBS AG	HSI R Bull CBBC Sep 2013 I	0.250	22,325 per 10,000 units	22,525 per 10,000 units	2013/09/27	300,000,000	2012/12/27
65658	UBS AG	HSI R Bear CBBC Aug 2013 C	0.260	25,100 per 10,000 units	24,900 per 10,000 units	2013/08/29	300,000,000	2012/12/27
65659	UBS AG	HSI R Bear CBBC Aug 2013 D	0.250	24,900 per 10,000 units	24,700 per 10,000 units	2013/08/29	300,000,000	2012/12/27

Newly listed callable bull/bear contracts in 2012 (continued)

Code	Issuer	Name of issue	Issue prices (HK\$)	Strike price (HKD) / Strike level per 10 units	Call price (HKD) / Call level per 10 units	Expiry date	No. of issue (units)	Listing date
65661	UBS AG	HSI R Bear CBBC Aug 2013 E	0.250	24,500 per 10,000 units	24,300 per 10,000 units	2013/08/29	300,000,000	2012/12/27
65667	UBS AG	ICBC R Bull CBBC May 2013 A	0.250	4.95	5.25	2013/05/13	100,000,000	2012/12/27
65666	UBS AG	ICBC R Bear CBBC Jul 2013 A	0.250	6.8	6.5	2013/07/08	100,000,000	2012/12/27
65668	UBS AG	Petrochina R Bull CBBC Jun 2013 A	0.250	9.38	9.88	2013/06/24	100,000,000	2012/12/27
65665	UBS AG	Ping An R Bull CBBC Aug 2013 B	0.250	55.20 per 100 units	60 per 100 units	2013/08/05	100,000,000	2012/12/27
65664	UBS AG	Ping An R Bear CBBC Jul 2013 A	0.250	79.80 per 100 units	75 per 100 units	2013/07/22	100,000,000	2012/12/27
65716	Credit Suisse AG	HSI R Bull CBBC Aug 2013 U	0.250	22,452 per 10,000 units	22,652 per 10,000 units	2013/08/29	350,000,000	2012/12/28
65717	Credit Suisse AG	HSI R Bull CBBC Aug 2013 V	0.250	22,430 per 12,000 units	22,630 per 12,000 units	2013/08/29	350,000,000	2012/12/28
65703	Credit Suisse AG	HSI R Bear CBBC Apr 2013 S	0.250	22,720 per 12,000 units	22,520 per 12,000 units	2013/04/29	350,000,000	2012/12/28
65706	Credit Suisse AG	HSI R Bear CBBC Apr 2013 T	0.250	22,850 per 10,000 units	22,650 per 10,000 units	2013/04/29	350,000,000	2012/12/28
65702	HK Bank	AIA R Bull CBBC Sep 2013 B	0.250	28.88	29.88	2013/09/09	60,000,000	2012/12/28
65696	HK Bank	China Mobile R Bear CBBC Dec 2013 A	0.250	103.38 per 100 units	100.88 per 100 units	2013/12/23	50,000,000	2012/12/28
65698	HK Bank	COVS R Bear CBBC Jul 2013 B	0.260	25.38	24.38	2013/07/29	40,000,000	2012/12/28
65682	HK Bank	A50 R Bull CBBC Sep 2013 C	0.250	9.88	10.18	2013/09/02	100,000,000	2012/12/28
65687	HK Bank	ICBC R Bear CBBC Oct 2013 A	0.250	6.63	6.38	2013/10/28	40,000,000	2012/12/28
65712	SGA Societe Generale Acceptance N.V.	HSI R Bull CBBC Jun 13X	0.250	22,450 per 10,000 units	22,650 per 10,000 units	2013/06/27	300,000,000	2012/12/28
65709	SGA Societe Generale Acceptance N.V.	HSI R Bear CBBC Apr 13J	0.250	22,700 per 10,000 units	22,500 per 10,000 units	2013/04/29	300,000,000	2012/12/28
65711	SGA Societe Generale Acceptance N.V.	HSI R Bear CBBC May 13E	0.250	23,250 per 10,000 units	23,050 per 10,000 units	2013/05/30	300,000,000	2012/12/28
65724	UBS AG	BOCL R Bear CBBC Jun 2013 B	0.250	4.18	4	2013/06/17	100,000,000	2012/12/28
65725	UBS AG	HSI R Bull CBBC May 2013 V	0.250	22,450 per 10,000 units	22,650 per 10,000 units	2013/05/30	300,000,000	2012/12/28
65707	UBS AG	HSI R Bear CBBC Jun 2013 J	0.250	22,850 per 10,000 units	22,650 per 10,000 units	2013/06/27	300,000,000	2012/12/28
65728	BOCI Asia Ltd.	HSI R Bull CBBC Jul 2013 A	0.250	21,800 per 10,000 units	22,000 per 10,000 units	2013/07/30	100,000,000	2012/12/31
65731	BOCI Asia Ltd.	HSI R Bull CBBC Jul 2013 B	0.250	22,000 per 10,000 units	22,200 per 10,000 units	2013/07/30	100,000,000	2012/12/31
65733	BNP Paribas Arbit Issu B.V.	HSI R Bull CBBC Sep 2013 E	0.250	22,300 per 10,000 units	22,500 per 10,000 units	2013/09/27	200,000,000	2012/12/31
65732	Credit Suisse AG	HSI R Bull CBBC Jul 2013 L	0.250	22,370 per 10,000 units	22,570 per 10,000 units	2013/07/30	350,000,000	2012/12/31
65739	Credit Suisse AG	HSI R Bull CBBC Jul 2013 M	0.250	22,459 per 12,000 units	22,659 per 12,000 units	2013/07/30	350,000,000	2012/12/31
65738	Credit Suisse AG	HSI R Bear CBBC Apr 2013 U	0.250	22,770 per 12,000 units	22,570 per 12,000 units	2013/04/29	350,000,000	2012/12/31
65744	UBS AG	HSCEI R Bull CBBC May 2013 D	0.250	10,550 per 10,000 units	10,750 per 10,000 units	2013/05/30	100,000,000	2012/12/31
65746	UBS AG	HSI R Bull CBBC Jul 2013 Z	0.250	22,300 per 10,000 units	22,500 per 10,000 units	2013/07/30	300,000,000	2012/12/31
65745	UBS AG	HSI R Bear CBBC May 2013 D	0.250	22,750 per 10,000 units	22,550 per 10,000 units	2013/05/30	300,000,000	2012/12/31

Further issue

List of expired CBBC, 2012 (continued)

Code	CBBC	Last trading date	Delisted date
65881	HK Bank – HSI R Bear CBBC Apr 2012 D	2012/02/17	2012/02/20
68955	UBS AG – HSI R Bear CBBC Apr 2012 I	2012/02/17	2012/02/20
69020	UBS AG – China Life R Bear CBBC May 2012 G	2012/02/17	2012/02/20
65683	BNP Paribas Arbit Issu B.V. – HSI R Bear CBBC Feb 2012 S	2012/02/20	2012/02/21
60622	Credit Suisse AG – HSI R Bear CBBC May 2012 H	2012/02/20	2012/02/21
60514	Credit Suisse AG – Sinopec Corp R Bull CBBC Jul 2012 B	2012/02/20	2012/02/21
60621	UBS AG – HSI R Bear CBBC May 2012 E	2012/02/20	2012/02/21
60620	SGA Societe Generale Acceptance N.V.-HSI R Bear CBBC Jul 12C	2012/02/20	2012/02/21
65846	UBS AG – HSI R Bear CBBC Feb 2012 G	2012/02/20	2012/02/21
60202	Daiwa Capital Mkt – HSI R Bear CBBC May 2012 Q	2012/02/20	2012/02/21
60048	Credit Suisse AG – HSI R Bear CBBC Aug 2012 Q	2012/02/20	2012/02/21
60426	Daiwa Capital Mkt – HSI R Bear CBBC Jun 2012 T	2012/02/20	2012/02/21
66424	SGA Societe Generale Acceptance N.V.-HSI R Bear CBBC Feb 12Y	2012/02/20	2012/02/21
60393	J P Morgan SP BV – HSI R Bear CBBC Jul 2012 A	2012/02/20	2012/02/21
60619	Daiwa Capital Mkt – HSI R Bear CBBC May 2012 T	2012/02/20	2012/02/21
65684	BNP Paribas Arbit Issu B.V. – HSI R Bear CBBC Feb 2012 T	2012/02/20	2012/02/21
65760	SGA Societe Generale Acceptance N.V.-HSI R Bear CBBC Feb 12F	2012/02/20	2012/02/21
60069	SGA Societe Generale Acceptance N.V.-HSI R Bear CBBC Jul 12P	2012/02/20	2012/02/21
60068	SGA Societe Generale Acceptance N.V.-HSI R Bear CBBC Jul 12O	2012/02/20	2012/02/21
66267	Merrill Lynch Int'l & Co. C.V. – HSI R Bear CBBC Feb 2012 I	2012/02/20	2012/02/21
60281	Citigroup Global Mkt H Inc. – HSI R Bear CBBC May 2012 A	2012/02/20	2012/02/21
60285	BNP Paribas Arbit Issu B.V. – HSI R Bear CBBC Jul 2012 A	2012/02/20	2012/02/21
60585	UBS AG – Sinopec Corp R Bull CBBC Jul 2012 C	2012/02/20	2012/02/21
66146	CC Rabobank B.A. – HSI R Bear CBBC Feb 2012 J	2012/02/20	2012/02/21
60398	Credit Suisse AG – Sinopec Corp R Bull CBBC May 2012 B	2012/02/20	2012/02/21
60494	Merrill Lynch Int'l & Co. C.V. – HSI R Bear CBBC Oct 2012 C	2012/02/20	2012/02/21
60195	BNP Paribas Arbit Issu B.V. – HSI R Bear CBBC Jun 2012 Y	2012/02/20	2012/02/21
60142	Credit Suisse AG – HSBC R Bear CBBC Jun 2012 D	2012/02/20	2012/02/21
68872	J P Morgan SP BV – HSI R Bear CBBC Mar 2012 D	2012/02/20	2012/02/21
60147	UBS AG – HSI R Bear CBBC Jul 2012 J	2012/02/20	2012/02/21
68838	UBS AG – HSI R Bear CBBC Apr 2012 Z	2012/02/20	2012/02/21
69036	UBS AG – HSI R Bear CBBC Mar 2012 L	2012/02/20	2012/02/21
69229	Credit Suisse AG – HSI R Bear CBBC Jul 2012 Q	2012/02/20	2012/02/21
60629	UBS AG – HSI R Bear CBBC May 2012 F	2012/02/20	2012/02/21
60628	SGA Societe Generale Acceptance N.V.-HSI R Bear CBBC Jul 12G	2012/02/20	2012/02/21
60630	UBS AG – HSI R Bear CBBC Jul 2012 O	2012/02/21	2012/02/22
60693	Credit Suisse AG – HSI R Bull CBBC Jun 2012 W	2012/02/22	2012/02/23
60639	UBS AG – HSI R Bear CBBC Jun 2012 X	2012/02/22	2012/02/23
60699	Credit Suisse AG – HSI R Bear CBBC Jul 2012 S	2012/02/22	2012/02/23
60650	Credit Suisse AG – HSI R Bear CBBC May 2012 R	2012/02/22	2012/02/23
60649	UBS AG – HSI R Bear CBBC May 2012 Z	2012/02/22	2012/02/23
60644	SGA Societe Generale Acceptance N.V.-HSI R Bear CBBC Jul 12H	2012/02/22	2012/02/23
60648	UBS AG – HSI R Bear CBBC Jun 2012 N	2012/02/22	2012/02/23
60643	SGA Societe Generale Acceptance N.V.-HSI R Bear CBBC Jul 12F	2012/02/22	2012/02/23
60652	Credit Suisse AG – HSI R Bear CBBC Jun 2012 K	2012/02/22	2012/02/23
60645	SGA Societe Generale Acceptance N.V.-HSI R Bear CBBC Jul 12D	2012/02/22	2012/02/23
60651	Credit Suisse AG – HSI R Bear CBBC Jun 2012 U	2012/02/22	2012/02/23
60672	UBS AG – HSI R Bear CBBC Jun 2012 S	2012/02/22	2012/02/23
60692	Daiwa Capital Mkt – HSI R Bull CBBC Jun 2012 B	2012/02/22	2012/02/23
60673	SGA Societe Generale Acceptance N.V.-HSI R Bear CBBC Jul 12J	2012/02/22	2012/02/23
60681	SGA Societe Generale Acceptance N.V.-HSI R Bear CBBC Sep 12E	2012/02/22	2012/02/23
60646	Daiwa Capital Mkt – HSI R Bear CBBC May 2012 F	2012/02/22	2012/02/23
60647	Daiwa Capital Mkt – HSI R Bear CBBC May 2012 B	2012/02/22	2012/02/23
60671	Daiwa Capital Mkt – HSI R Bear CBBC May 2012 L	2012/02/22	2012/02/23
60731	SGA Societe Generale Acceptance N.V.-HSI R Bear CBBC Jul 12K	2012/02/23	2012/02/24
69024	Credit Suisse AG – China Life R Bear CBBC Mar 2012 B	2012/02/23	2012/02/24
60744	BNP Paribas Arbit Issu B.V. – HSI R Bear CBBC Sep 2012 Z	2012/02/23	2012/02/24
60740	Credit Suisse AG – HSI R Bear CBBC Jul 2012 C	2012/02/23	2012/02/24
60742	UBS AG – HSI R Bear CBBC May 2012 H	2012/02/23	2012/02/24
60694	Credit Suisse AG – HSI R Bull CBBC Jul 2012 I	2012/02/24	2012/02/27
65864	UBS AG – Sinopec Corp R Bull CBBC Feb 2012 C	2012/02/24	2012/02/28
60704	BNP Paribas Arbit Issu B.V. – HSI R Bull CBBC Sep 2012 V	2012/02/24	2012/02/27
60781	BNP Paribas Arbit Issu B.V. – HSI R Bull CBBC Sep 2012 P	2012/02/24	2012/02/27
60779	Daiwa Capital Mkt – HSI R Bull CBBC May 2012 S	2012/02/24	2012/02/27
60778	Credit Suisse AG – HSI R Bull CBBC Jul 2012 F	2012/02/24	2012/02/27
60777	Credit Suisse AG – HSI R Bull CBBC Jun 2012 B	2012/02/24	2012/02/27
60776	UBS AG – HSI R Bull CBBC Sep 2012 W	2012/02/24	2012/02/27
60769	SGA Societe Generale Acceptance N.V.-HSI R Bull CBBC May 20N	2012/02/24	2012/02/27
60713	UBS AG – HSI R Bull CBBC Oct 2012 R	2012/02/24	2012/02/27
68758	HK Bank – AIA R Bear CBBC Jun 2012 A	2012/02/24	2012/02/27
60675	J P Morgan SP BV – HSI R Bull CBBC Aug 2012 G	2012/02/24	2012/02/27
60669	SGA Societe Generale Acceptance N.V.-HSI R Bull CBBC Jul 12E	2012/02/24	2012/02/27
60738	Credit Suisse AG – TCH R Bull CBBC Jul 2012 E	2012/02/27	2012/02/28
60775	UBS AG – HSI R Bull CBBC Oct 2012 S	2012/02/27	2012/02/28
64503	HK Bank – CNOOC R Bear CBBC Feb 2012 A	2012/02/27	2012/02/29
60670	SGA Societe Generale Acceptance N.V.-HSI R Bull CBBC Jul 12X	2012/02/27	2012/02/28
60730	UBS AG – HSI R Bull CBBC Nov 2012 I	2012/02/27	2012/02/28
60729	Credit Suisse AG – HSI R Bull CBBC Jul 2012 Z	2012/02/27	2012/02/28
60526	UBS AG – A50 China R Bear CBBC Aug 2012 B	2012/02/27	2012/02/28
65598	BNP Paribas Arbit Issu B.V. – HSI R Bear CBBC Feb 2012 K	2012/02/27	2012/02/29
67784	UBS AG – HSI R Bull CBBC Feb 2012 U	2012/02/27	2012/02/29
60728	HK Bank – HSI R Bull CBBC Dec 2012 G	2012/02/27	2012/02/28
60722	Merrill Lynch Int'l & Co. C.V. – HSI R Bull CBBC Oct 2012 I	2012/02/27	2012/02/28
66447	SGA Societe Generale Acceptance N.V.-HSI R Bear CBBC Feb 12I	2012/02/27	2012/02/29
68599	J P Morgan SP BV – HSI R Bull CBBC Feb 2012 I	2012/02/27	2012/02/29
68016	Credit Suisse AG – HKEx R Bull CBBC Feb 2012 G	2012/02/27	2012/02/29
68695	J P Morgan SP BV – HSI R Bull CBBC Feb 2012 S	2012/02/27	2012/02/29

List of expired CBBC, 2012 (continued)

Code	CBBC	Last trading date	Delisted date
67884	UBS AG – HSI R Bull CBBC Feb 2012 X	2012/02/27	2012/02/29
68694	J P Morgan SP BV – HSI R Bull CBBC Feb 2012 R	2012/02/27	2012/02/29
60800	Daiwa Capital Mkt – HSI R Bull CBBC May 2012 T	2012/02/27	2012/02/28
60780	BNP Paribas Arbit Issu B.V. – HSI R Bear CBBC Sep 2012 M	2012/02/27	2012/02/28
68598	J P Morgan SP BV – HSI R Bull CBBC Feb 2012 H	2012/02/27	2012/02/29
67551	Deutsche Bank AG – HSI R Bull CBBC Feb 2012 C	2012/02/27	2012/02/29
65041	HK Bank – HSI R Bear CBBC Feb 2012 B	2012/02/27	2012/02/29
60760	Credit Suisse AG – HSI R Bull CBBC May 2012 D	2012/02/27	2012/02/28
60761	Credit Suisse AG – HSI R Bear CBBC Jun 2012 O	2012/02/27	2012/02/28
65334	HK Bank – CC Bank R Bear CBBC Feb 2012 B	2012/02/27	2012/02/29
60141	Credit Suisse AG – Sinopec Corp R Bull CBBC Jun 2012 B	2012/02/27	2012/02/28
60768	UBS AG – HSI R Bear CBBC Jul 2012 F	2012/02/27	2012/02/28
67179	Credit Suisse AG – HSI R Bull CBBC Feb 2012 J	2012/02/27	2012/02/29
65496	BNP Paribas Arbit Issu B.V. – HSI R Bear CBBC Feb 2012 B	2012/02/27	2012/02/29
65554	BNP Paribas Arbit Issu B.V. – HSI R Bear CBBC Feb 2012 J	2012/02/27	2012/02/29
65498	BNP Paribas Arbit Issu B.V. – HSI R Bear CBBC Feb 2012 D	2012/02/27	2012/02/29
65553	BNP Paribas Arbit Issu B.V. – HSI R Bear CBBC Feb 2012 I	2012/02/27	2012/02/29
67550	Deutsche Bank AG – HSI R Bull CBBC Feb 2012 B	2012/02/27	2012/02/29
68748	UBS AG – HSI R Bull CBBC Feb 2012 V	2012/02/27	2012/02/29
67637	UBS AG – HSI R Bull CBBC Feb 2012 T	2012/02/27	2012/02/29
60668	SGA Societe Generale Acceptance N.V.-HSI R Bull CBBC May 12K	2012/02/27	2012/02/28
65550	BNP Paribas Arbit Issu B.V. – HSI R Bear CBBC Feb 2012 F	2012/02/27	2012/02/29
65551	BNP Paribas Arbit Issu B.V. – HSI R Bear CBBC Feb 2012 G	2012/02/27	2012/02/29
65552	BNP Paribas Arbit Issu B.V. – HSI R Bear CBBC Feb 2012 H	2012/02/27	2012/02/29
68714	UBS AG – AIA R Bear CBBC May 2012 D	2012/02/27	2012/02/28
65497	BNP Paribas Arbit Issu B.V. – HSI R Bear CBBC Feb 2012 C	2012/02/27	2012/02/29
60685	Daiwa Capital Mkt – HSI R Bull CBBC Jun 2012 D	2012/02/27	2012/02/28
66268	Merrill Lynch Int'l & Co. C.V. – HSI R Bear CBBC Feb 2012 J	2012/02/27	2012/02/29
66183	KBC Fin Products Int'l Ltd. – HSI R Bear CBBC Feb 2012 D	2012/02/27	2012/02/29
67258	KBC Fin Products Int'l Ltd. – HSI R Bull CBBC Feb 2012 H	2012/02/27	2012/02/29
68688	UBS AG – HSI R Bull CBBC Feb 2012 L	2012/02/27	2012/02/29
60782	Merrill Lynch Int'l & Co. C.V. – HSI R Bull CBBC Oct 2012 J	2012/02/27	2012/02/28
60798	SGA Societe Generale Acceptance N.V.-HSI R Bull CBBC Jul12 W	2012/02/27	2012/02/28
60802	Credit Suisse AG – HSI R Bull CBBC Aug 2012 D	2012/02/27	2012/02/28
60796	Credit Suisse AG – HSI R Bear CBBC May 2012 H	2012/02/27	2012/02/28
60696	Credit Suisse AG – HSI R Bull CBBC Aug 2012 E	2012/02/27	2012/02/28
68601	J P Morgan SP BV – HSI R Bull CBBC Feb 2012 K	2012/02/27	2012/02/29
68566	UBS AG – HSI R Bull CBBC Feb 2012 F	2012/02/27	2012/02/29
60810	UBS AG – HSI R Bull CBBC Nov 2012 J	2012/02/27	2012/02/28
65336	HK Bank – HSI R Bear CBBC Feb 2012 C	2012/02/27	2012/02/29
60691	Daiwa Capital Mkt – HSI R Bull CBBC Jun 2012 C	2012/02/27	2012/02/28
60803	Credit Suisse AG – HSI R Bull CBBC Jul 2012 Q	2012/02/27	2012/02/28
60809	UBS AG – HSI R Bull CBBC Oct 2012 T	2012/02/27	2012/02/28
67887	UBS AG – HSI R Bull CBBC Feb 2012 Y	2012/02/27	2012/02/29
64504	HK Bank – A50 R Bear CBBC Feb 2012 A	2012/02/27	2012/02/29
60707	BNP Paribas Arbit Issu B.V. – HSI R Bull CBBC Sep 2012 X	2012/02/27	2012/02/28
67905	UBS AG – HSI R Bull CBBC Feb 2012 A	2012/02/27	2012/02/29
68505	UBS AG – HSI R Bull CBBC Feb 2012 H	2012/02/27	2012/02/29
60799	SGA Societe Generale Acceptance N.V.-HSI R Bull CBBC Jul12 I	2012/02/27	2012/02/28
67836	Deutsche Bank AG – HSI R Bull CBBC Feb 2012 F	2012/02/27	2012/02/29
68219	Credit Suisse AG – TCH R Bull CBBC Feb 2012 J	2012/02/27	2012/02/29
67312	J P Morgan SP BV – HSI R Bull CBBC Feb 2012 E	2012/02/27	2012/02/29
68020	Credit Suisse AG – HKEEx R Bull CBBC Feb 2012 H	2012/02/27	2012/02/29
66270	Merrill Lynch Int'l & Co. C.V. – HSI R Bear CBBC Feb 2012 L	2012/02/27	2012/02/29
60705	BNP Paribas Arbit Issu B.V. – HSI R Bull CBBC Sep 2012 W	2012/02/27	2012/02/28
66269	Merrill Lynch Int'l & Co. C.V. – HSI R Bear CBBC Feb 2012 K	2012/02/27	2012/02/29
60801	Credit Suisse AG – HSI R Bull CBBC Jul 2012 J	2012/02/27	2012/02/28
68600	J P Morgan SP BV – HSI R Bull CBBC Feb 2012 J	2012/02/27	2012/02/29
60794	Daiwa Capital Mkt – HSI R Bear CBBC May 2012 U	2012/02/27	2012/02/28
65685	BNP Paribas Arbit Issu B.V. – HSI R Bear CBBC Feb 2012 U	2012/02/27	2012/02/29
65686	BNP Paribas Arbit Issu B.V. – HSI R Bear CBBC Feb 2012 V	2012/02/27	2012/02/29
68217	Credit Suisse AG – TCH R Bull CBBC Feb 2012 I	2012/02/27	2012/02/29
60842	UBS AG – TCH R Bear CBBC Jun 2012 K	2012/02/28	2012/02/29
60832	UBS AG – HSI R Bull CBBC Nov 2012 K	2012/02/28	2012/02/29
60824	Credit Suisse AG – HSI R Bear CBBC Aug 2012 S	2012/02/28	2012/02/29
60836	Daiwa Capital Mkt – HSI R Bear CBBC Jun 2012 F	2012/02/29	2012/03/01
60766	Credit Suisse AG – TCH R Bear CBBC Jul 2012 G	2012/02/29	2012/03/01
60853	Daiwa Capital Mkt – HSI R Bull CBBC Jun 2012 J	2012/02/29	2012/03/01
69259	UBS AG – ICBC R Bear CBBC Jul 2012 C	2012/02/29	2012/03/01
60833	UBS AG – HSI R Bear CBBC Jun 2012 I	2012/02/29	2012/03/01
60576	UBS AG – HSI R Bear CBBC Nov 2012 E	2012/02/29	2012/03/01
60797	Credit Suisse AG – HSI R Bear CBBC Jul 2012 W	2012/02/29	2012/03/01
60849	SGA Societe Generale Acceptance N.V.-HSI R Bear CBBC Jul 12C	2012/02/29	2012/03/01
60850	UBS AG – HSI R Bear CBBC May 2012 J	2012/02/29	2012/03/01
60795	Daiwa Capital Mkt – HSI R Bear CBBC May 2012 Q	2012/02/29	2012/03/01
60814	BNP Paribas Arbit Issu B.V. – HSI R Bear CBBC Sep 2012 Q	2012/02/29	2012/03/01
60815	BNP Paribas Arbit Issu B.V. – HSI R Bear CBBC Oct 2012 D	2012/02/29	2012/03/01
67659	UBS AG – HSI R Bull CBBC Jun 2012 G	2012/02/29	2012/03/01
60793	UBS AG – HSI R Bear CBBC May 2012 I	2012/02/29	2012/03/01
60792	SGA Societe Generale Acceptance N.V.-HSI R Bear CBBC Jul12 M	2012/02/29	2012/03/01
60791	SGA Societe Generale Acceptance N.V.-HSI R Bear CBBC Jul12 L	2012/02/29	2012/03/01
60823	Credit Suisse AG – HSI R Bear CBBC Sep 2012 S	2012/02/29	2012/03/01
60846	Credit Suisse AG – HSI R Bull CBBC Jun 2012 K	2012/03/01	2012/03/02
60860	BNP Paribas Arbit Issu B.V. – HSI R Bull CBBC Dec 2012 A	2012/03/01	2012/03/02
60863	UBS AG – HSI R Bull CBBC Nov 2012 L	2012/03/01	2012/03/02
60844	Daiwa Capital Mkt – HSI R Bull CBBC Jun 2012 H	2012/03/01	2012/03/02
60864	SGA Societe Generale Acceptance N.V.-HSI R Bear CBBC Jul 12G	2012/03/01	2012/03/02

List of expired CBBC, 2012 (continued)

Code	CBBC	Last trading date	Delisted date
60865	Credit Suisse AG – HSI R Bear CBBC Jun 2012 U	2012/03/01	2012/03/02
60867	UBS AG – HSI R Bear CBBC Jun 2012 W	2012/03/01	2012/03/02
60866	Daiwa Capital Mkt – HSI R Bear CBBC Jun 2012 R	2012/03/01	2012/03/02
60869	UBS AG – China Life R Bull CBBC Aug 2012 G	2012/03/01	2012/03/02
67824	UBS AG – SHK Ppt R Bull CBBC Mar 2012 A	2012/03/02	2012/03/06
67837	UBS AG – HSBC R Bear CBBC Mar 2012 B	2012/03/02	2012/03/06
60899	Daiwa Capital Mkt – HSI R Bull CBBC Jun 2012 F	2012/03/05	2012/03/06
60913	BNP Paribas Arbit Issu B.V. – HSI R Bear CBBC Oct 2012 H	2012/03/05	2012/03/06
60906	UBS AG – HSI R Bull CBBC Oct 2012 X	2012/03/05	2012/03/06
60877	J P Morgan SP BV – HSI R Bull CBBC Aug 2012 N	2012/03/05	2012/03/06
60907	Daiwa Capital Mkt – HSI R Bear CBBC Jun 2012 X	2012/03/05	2012/03/06
60912	BNP Paribas Arbit Issu B.V. – HSI R Bear CBBC Oct 2012 G	2012/03/05	2012/03/06
60911	UBS AG – HSI R Bear CBBC Jun 2012 Y	2012/03/05	2012/03/06
60893	Credit Suisse AG – HSI R Bull CBBC Jul 2012 W	2012/03/05	2012/03/06
60892	Credit Suisse AG – HSI R Bull CBBC Jul 2012 S	2012/03/05	2012/03/06
60910	SGA Societe Generale Acceptance N.V.-HSI R Bear CBBC Jul 12Z	2012/03/05	2012/03/06
60909	Credit Suisse AG – HSI R Bear CBBC Jul 2012 Z	2012/03/05	2012/03/06
60875	SGA Societe Generale Acceptance N.V.-HSI R Bull CBBC Jul 12O	2012/03/05	2012/03/06
60891	Credit Suisse AG – HSI R Bear CBBC Jul 2012 K	2012/03/05	2012/03/06
60894	Credit Suisse AG – China Life R Bull CBBC Jul 2012 B	2012/03/05	2012/03/06
60880	Credit Suisse AG – HSI R Bull CBBC Jun 2012 B	2012/03/05	2012/03/06
60881	SGA Societe Generale Acceptance N.V.-HSI R Bull CBBC Jul 12P	2012/03/05	2012/03/06
60882	UBS AG – HSI R Bull CBBC Oct 2012 V	2012/03/05	2012/03/06
60883	UBS AG – HSI R Bull CBBC Dec 2012 C	2012/03/05	2012/03/06
60890	UBS AG – HSI R Bear CBBC Jul 2012 C	2012/03/05	2012/03/06
60889	Daiwa Capital Mkt – HSI R Bear CBBC Jun 2012 Z	2012/03/05	2012/03/06
60862	UBS AG – Ping An R Bull CBBC Jul 2012 E	2012/03/05	2012/03/06
60822	Credit Suisse AG – HSI R Bull CBBC Sep 2012 R	2012/03/05	2012/03/06
60095	UBS AG – CUni R Bull CBBC Jul 2012 B	2012/03/05	2012/03/06
60627	UBS AG – HSI R Bull CBBC Sep 2012 U	2012/03/06	2012/03/07
60593	UBS AG – HSI R Bull CBBC Oct 2012 M	2012/03/06	2012/03/07
60590	SGA Societe Generale Acceptance N.V.-HSI R Bull CBBC Jul 12A	2012/03/06	2012/03/07
60589	SGA Societe Generale Acceptance N.V.-HSI R Bull CBBC Jul 12Z	2012/03/06	2012/03/07
60683	Daiwa Capital Mkt – HSCEI R Bull CBBC Jun 2012 D	2012/03/06	2012/03/07
60298	UBS AG – ICBC R Bull CBBC Jul 2012 F	2012/03/06	2012/03/07
60624	SGA Societe Generale Acceptance N.V.-HSI R Bull CBBC May 12J	2012/03/06	2012/03/07
60625	Credit Suisse AG – HSI R Bull CBBC May 2012 K	2012/03/06	2012/03/07
60679	J P Morgan SP BV – HSI R Bull CBBC Aug 2012 I	2012/03/06	2012/03/07
60684	Daiwa Capital Mkt – HSI R Bull CBBC Jul 2012 J	2012/03/06	2012/03/07
60581	UBS AG – HSI R Bull CBBC Nov 2012 F	2012/03/06	2012/03/07
60587	Merrill Lynch Int'l & Co. C.V. – HSI R Bull CBBC Oct 2012 H	2012/03/06	2012/03/07
60945	BNP Paribas Arbit Issu B.V. – HSI R Bull CBBC Dec 2012 D	2012/03/06	2012/03/07
60938	Credit Suisse AG – HSI R Bull CBBC Jul 2012 F	2012/03/06	2012/03/07
60937	Daiwa Capital Mkt – HSI R Bull CBBC Jun 2012 Z	2012/03/06	2012/03/07
60939	Credit Suisse AG – HSI R Bull CBBC Jul 2012 I	2012/03/06	2012/03/07
60936	Credit Suisse AG – HSI R Bull CBBC Aug 2012 Z	2012/03/06	2012/03/07
60591	Credit Suisse AG – HSI R Bull CBBC May 2012 S	2012/03/06	2012/03/07
60942	SGA Societe Generale Acceptance N.V.-HSI R Bull CBBC Jul 12W	2012/03/06	2012/03/07
60594	Credit Suisse AG – HKEx R Bull CBBC Jul 2012 B	2012/03/06	2012/03/07
60944	BNP Paribas Arbit Issu B.V. – HSI R Bull CBBC Dec 2012 C	2012/03/06	2012/03/07
60928	UBS AG – HSI R Bull CBBC Nov 2012 N	2012/03/06	2012/03/07
60946	BNP Paribas Arbit Issu B.V. – HSI R Bull CBBC Dec 2012 E	2012/03/06	2012/03/07
60947	UBS AG – HSI R Bull CBBC Dec 2012 D	2012/03/06	2012/03/07
60602	UBS AG – Jiangxi Copper R Bull CBBC Jul 2012 C	2012/03/06	2012/03/07
60612	UBS AG – HSI R Bull CBBC Nov 2012 G	2012/03/06	2012/03/07
60930	Goldman Sachs SP (Asia) – HSI R Bull CBBC Jun 2012 D	2012/03/06	2012/03/07
60678	J P Morgan SP BV – HSI R Bull CBBC Aug 2012 H	2012/03/06	2012/03/07
60943	BNP Paribas Arbit Issu B.V. – HSI R Bull CBBC Dec 2012 B	2012/03/06	2012/03/07
60902	UBS AG – AIA R Bull CBBC Sep 2012 A	2012/03/06	2012/03/07
60884	UBS AG – A50 China R Bull CBBC Jul 2012 D	2012/03/06	2012/03/07
60868	UBS AG – HSI R Bull CBBC Nov 2012 M	2012/03/06	2012/03/07
60908	Credit Suisse AG – HSI R Bull CBBC Jul 2012 G	2012/03/06	2012/03/07
60876	J P Morgan SP BV – HSI R Bull CBBC Aug 2012 M	2012/03/06	2012/03/07
60765	Credit Suisse AG – China Life R Bull CBBC Jul 2012 A	2012/03/06	2012/03/07
60897	Credit Suisse AG – A50 China R Bull CBBC Jul 2012 B	2012/03/06	2012/03/07
60717	UBS AG – CNOOC R Bull CBBC Jul 2012 G	2012/03/06	2012/03/07
60714	UBS AG – HSI R Bull CBBC Sep 2012 V	2012/03/06	2012/03/07
60721	UBS AG – HKEx R Bull CBBC Sep 2012 A	2012/03/06	2012/03/07
60708	BNP Paribas Arbit Issu B.V. – HSI R Bull CBBC Sep 2012 Y	2012/03/06	2012/03/07
60903	SGA Societe Generale Acceptance N.V.-HSI R Bull CBBC Jul12E	2012/03/06	2012/03/07
60904	SGA Societe Generale Acceptance N.V.-HSI R Bull CBBC Jul12I	2012/03/06	2012/03/07
60905	UBS AG – HSI R Bull CBBC Oct 2012 W	2012/03/06	2012/03/07
60741	Daiwa Capital Mkt – HSI R Bull CBBC Jun 2012 E	2012/03/06	2012/03/07
60756	Credit Suisse AG – HSI R Bull CBBC Aug 2012 F	2012/03/06	2012/03/07
60727	HK Bank – HSI R Bull CBBC Dec 2012 F	2012/03/06	2012/03/07
60556	Daiwa Capital Mkt – HSI R Bull CBBC Jul 2012 H	2012/03/06	2012/03/07
60569	BNP Paribas Arbit Issu B.V. – HSI R Bull CBBC Sep 2012 N	2012/03/06	2012/03/07
60572	BNP Paribas Arbit Issu B.V. – HSI R Bull CBBC Sep 2012 O	2012/03/06	2012/03/07
60698	Credit Suisse AG – HSI R Bull CBBC Jul 2012 K	2012/03/06	2012/03/07
60958	Credit Suisse AG – HSI R Bull CBBC Aug 2012 D	2012/03/07	2012/03/08
60951	Merrill Lynch Int'l & Co. C.V. – HSI R Bull CBBC Oct 2012 K	2012/03/07	2012/03/08
60963	UBS AG – HSI R Bull CBBC Dec 2012 E	2012/03/07	2012/03/08
60959	Credit Suisse AG – HSI R Bull CBBC Jul 2012 C	2012/03/07	2012/03/08
60745	BNP Paribas Arbit Issu B.V. – HSI R Bull CBBC Sep 2012 B	2012/03/07	2012/03/08
60957	SGA Societe Generale Acceptance N.V.-HSI R Bull CBBC Jul12 X	2012/03/07	2012/03/08
60962	BNP Paribas Arbit Issu B.V. – HSCEI R Bull CBBC Dec 2012 C	2012/03/07	2012/03/08
60454	BNP Paribas Arbit Issu B.V. – HSI R Bull CBBC Sep 2012 C	2012/03/07	2012/03/08

List of expired CBBC, 2012 (continued)

Code	CBBC	Last trading date	Delisted date
60841	UBS AG – Hutchison R Bull CBBC Jul 2012 F	2012/03/07	2012/03/08
60182	UBS AG – China Life R Bull CBBC Jul 2012 G	2012/03/07	2012/03/08
60835	UBS AG – HSI R Bull CBBC Sep 2012 X	2012/03/07	2012/03/08
60758	Credit Suisse AG – HSI R Bull CBBC Aug 2012 V	2012/03/07	2012/03/08
60631	UBS AG – HSI R Bull CBBC Oct 2012 P	2012/03/07	2012/03/08
60965	Daiwa Capital Mkt – HSI R Bull CBBC Jun 2012 B	2012/03/07	2012/03/08
60626	Credit Suisse AG – HSI R Bull CBBC May 2012 O	2012/03/07	2012/03/08
60613	UBS AG – HSI R Bull CBBC Oct 2012 O	2012/03/07	2012/03/08
60484	UBS AG – Ping An R Bull CBBC Jun 2012 H	2012/03/07	2012/03/08
60967	BNP Paribas Arbit Issu B.V. – HSI R Bull CBBC Dec 2012 F	2012/03/07	2012/03/08
60821	HK Bank – China Life R Bull CBBC Oct 2012 B	2012/03/07	2012/03/08
60966	Daiwa Capital Mkt – HSI R Bull CBBC Jun 2012 C	2012/03/07	2012/03/08
60964	UBS AG – HSI R Bull CBBC Nov 2012 O	2012/03/07	2012/03/08
60617	Credit Suisse AG – HSI R Bull CBBC May 2012 L	2012/03/07	2012/03/08
60879	Goldman Sachs SP (Asia) – HSI R Bull CBBC Jun 2012 B	2012/03/07	2012/03/08
60929	Goldman Sachs SP (Asia) – HSI R Bull CBBC Jun 2012 C	2012/03/07	2012/03/08
60926	J P Morgan SP BV – HSI R Bull CBBC Aug 2012 R	2012/03/07	2012/03/08
60952	Merrill Lynch Int'l & Co. C.V. – HSI R Bull CBBC Oct 2012 L	2012/03/07	2012/03/08
60486	UBS AG – HSI R Bull CBBC Aug 2012 D	2012/03/07	2012/03/08
60680	J P Morgan SP BV – HSI R Bull CBBC Aug 2012 J	2012/03/07	2012/03/08
60388	UBS AG – HSCEI R Bull CBBC Oct 2012 A	2012/03/07	2012/03/08
60265	Credit Suisse AG – China Life R Bull CBBC Jun 2012 E	2012/03/07	2012/03/08
60553	HK Bank – HSI R Bull CBBC Nov 2012 A	2012/03/07	2012/03/08
60606	UBS AG – HKEx R Bull CBBC Jul 2012 C	2012/03/07	2012/03/08
60611	Daiwa Capital Mkt – HSI R Bull CBBC May 2012 A	2012/03/07	2012/03/08
60442	SGA Societe Generale Acceptance N.V.-HSI R Bull CBBC May 12I	2012/03/07	2012/03/08
60472	Credit Suisse AG – HSI R Bull CBBC May 2012 C	2012/03/07	2012/03/08
60817	BNP Paribas Arbit Issu B.V. – HSCEI R Bull CBBC Dec 2012 B	2012/03/07	2012/03/08
60732	Daiwa Capital Mkt – HSI R Bull CBBC May 2012 R	2012/03/07	2012/03/08
60540	UBS AG – HSI R Bull CBBC Oct 2012 K	2012/03/07	2012/03/08
60610	SGA Societe Generale Acceptance N.V.-HSI R Bull CBBC Jul 12B	2012/03/07	2012/03/08
60715	UBS AG – China Life R Bull CBBC Aug 2012 F	2012/03/07	2012/03/08
60973	UBS AG – HSI R Bull CBBC Dec 2012 F	2012/03/08	2012/03/09
60978	UBS AG – HSI R Bull CBBC Nov 2012 P	2012/03/08	2012/03/09
60985	Credit Suisse AG – HSI R Bull CBBC Sep 2012 T	2012/03/08	2012/03/09
60977	UBS AG – HSI R Bull CBBC Jan 2013 A	2012/03/08	2012/03/09
60970	HK Bank – HSI R Bull CBBC Dec 2012 I	2012/03/08	2012/03/09
60971	Credit Suisse AG – HSI R Bull CBBC Sep 2012 S	2012/03/08	2012/03/09
60975	UBS AG – HSCEI R Bull CBBC Aug 2012 B	2012/03/08	2012/03/09
60998	UBS AG – HSI R Bull CBBC Nov 2012 Q	2012/03/09	2012/03/12
69002	Credit Suisse AG – A50 China R Bear CBBC Mar 2012 H	2012/03/09	2012/03/13
69954	Credit Suisse AG – China Mobile R Bear CBBC Apr 2012 B	2012/03/09	2012/03/12
69577	UBS AG – TCH R Bull CBBC Mar 2012 B	2012/03/09	2012/03/13
68024	Credit Suisse AG – CNOOC R Bull CBBC Mar 2012 B	2012/03/09	2012/03/13
68030	Credit Suisse AG – CNOOC R Bull CBBC Mar 2012 C	2012/03/09	2012/03/13
67240	UBS AG – China Life R Bull CBBC Mar 2012 A	2012/03/09	2012/03/13
66841	HK Bank – Hutchison R Bear CBBC Apr 2012 A	2012/03/12	2012/03/13
60916	HK Bank – Hutchison R Bear CBBC Nov 2012 A	2012/03/12	2012/03/13
61007	Credit Suisse AG – HSI R Bull CBBC Jun 2012 V	2012/03/12	2012/03/13
61010	UBS AG – HSI R Bull CBBC Dec 2012 G	2012/03/12	2012/03/13
60999	UBS AG – HSI R Bull CBBC Oct 2012 Y	2012/03/12	2012/03/13
60120	Credit Suisse AG – Hutchison R Bear CBBC May 2012 B	2012/03/12	2012/03/13
69912	UBS AG – China Mobile R Bear CBBC May 2012 E	2012/03/12	2012/03/13
61006	SGA Societe Generale Acceptance N.V.-HSI R Bull CBBC Jul 12P	2012/03/12	2012/03/13
61005	SGA Societe Generale Acceptance N.V.-HSI R Bull CBBC Jul 12O	2012/03/12	2012/03/13
61001	Credit Suisse AG – HSI R Bull CBBC Jun 2012 Z	2012/03/12	2012/03/13
68673	UBS AG – Hutchison R Bear CBBC Jun 2012 D	2012/03/12	2012/03/13
60988	UBS AG – HSI R Bear CBBC Jun 2012 E	2012/03/13	2012/03/14
60927	UBS AG – HSI R Bear CBBC Jul 2012 B	2012/03/13	2012/03/14
60979	Daiwa Capital Mkt – HSI R Bear CBBC Jun 2012 T	2012/03/13	2012/03/14
60983	Credit Suisse AG – HSI R Bear CBBC Sep 2012 U	2012/03/13	2012/03/14
61019	SGA Societe Generale Acceptance N.V.-HSI R Bear CBBC Jul 12I	2012/03/13	2012/03/14
60379	Credit Suisse AG – TCH R Bear CBBC Jul 2012 A	2012/03/13	2012/03/14
60931	Credit Suisse AG – HSI R Bear CBBC Aug 2012 V	2012/03/13	2012/03/14
61044	UBS AG – HSI R Bear CBBC Jun 2012 P	2012/03/13	2012/03/14
61061	BNP Paribas Arbit Issu B.V. – HSI R Bear CBBC Dec 2012 H	2012/03/13	2012/03/14
61059	BNP Paribas Arbit Issu B.V. – HSI R Bear CBBC Dec 2012 F	2012/03/13	2012/03/14
61057	BNP Paribas Arbit Issu B.V. – HSI R Bear CBBC Dec 2012 D	2012/03/13	2012/03/14
61013	UBS AG – HSI R Bear CBBC Aug 2012 H	2012/03/13	2012/03/14
61055	J P Morgan SP BV – HSI R Bear CBBC Aug 2012 W	2012/03/13	2012/03/14
61054	J P Morgan SP BV – HSI R Bear CBBC Aug 2012 V	2012/03/13	2012/03/14
61016	Daiwa Capital Mkt – HSI R Bear CBBC Jun 2012 F	2012/03/13	2012/03/14
61053	J P Morgan SP BV – HSI R Bear CBBC Aug 2012 U	2012/03/13	2012/03/14
61051	SGA Societe Generale Acceptance N.V.-HSI R Bear CBBC Jul 12F	2012/03/13	2012/03/14
61050	SGA Societe Generale Acceptance N.V.-HSI R Bear CBBC Jul 12D	2012/03/13	2012/03/14
61062	BNP Paribas Arbit Issu B.V. – HSI R Bear CBBC Dec 2012 I	2012/03/13	2012/03/14
61048	SGA Societe Generale Acceptance N.V.-HSI R Bear CBBC Jul 12O	2012/03/13	2012/03/14
61060	BNP Paribas Arbit Issu B.V. – HSI R Bear CBBC Dec 2012 G	2012/03/13	2012/03/14
61017	Merrill Lynch Int'l & Co. C.V. – HSI R Bear CBBC Oct 2012 L	2012/03/13	2012/03/14
61043	Credit Suisse AG – HSI R Bear CBBC Jul 2012 C	2012/03/13	2012/03/14
61041	Credit Suisse AG – HSI R Bear CBBC Oct 2012 R	2012/03/13	2012/03/14
61036	J P Morgan SP BV – HSI R Bear CBBC Aug 2012 R	2012/03/13	2012/03/14
61035	J P Morgan SP BV – HSI R Bear CBBC Aug 2012 Q	2012/03/13	2012/03/14
61034	J P Morgan SP BV – HSI R Bear CBBC Aug 2012 P	2012/03/13	2012/03/14
61032	UBS AG – HSI R Bear CBBC Jun 2012 M	2012/03/13	2012/03/14
61028	Credit Suisse AG – HSI R Bear CBBC Jul 2012 Q	2012/03/13	2012/03/14
61029	Credit Suisse AG – HSI R Bear CBBC Jul 2012 S	2012/03/13	2012/03/14

List of expired CBBC, 2012 *(continued)*

Code	CBBC	Last trading date	Delisted date
61031	UBS AG – HSI R Bear CBBC Jun 2012 A	2012/03/13	2012/03/14
61049	SGA Societe Generale Acceptance N.V.-HSI R Bear CBBC Jul 12P	2012/03/13	2012/03/14
61069	Daiwa Capital Mkt – HSI R Bear CBBC Jul 2012 S	2012/03/13	2012/03/14
61065	Daiwa Capital Mkt – HSI R Bear CBBC Jun 2012 R	2012/03/13	2012/03/14
61066	Daiwa Capital Mkt – HSI R Bear CBBC Jun 2012 X	2012/03/13	2012/03/14
61058	BNP Paribas Arbit Issu B.V. – HSI R Bear CBBC Dec 2012 E	2012/03/13	2012/03/14
61068	Daiwa Capital Mkt – HSI R Bear CBBC Jul 2012 R	2012/03/13	2012/03/14
61011	Credit Suisse AG – HSI R Bear CBBC Jul 2012 J	2012/03/13	2012/03/14
60992	SGA Societe Generale Acceptance N.V.-HSI R Bear CBBC Jul 12X	2012/03/13	2012/03/14
61082	Credit Suisse AG – HSI R Bear CBBC Sep 2012 V	2012/03/14	2012/03/15
61038	J P Morgan SP BV – HSI R Bear CBBC Aug 2012 T	2012/03/14	2012/03/15
61083	Credit Suisse AG – HSI R Bear CBBC Sep 2012 W	2012/03/14	2012/03/15
61103	Daiwa Capital Mkt – HSI R Bear CBBC Jun 2012 Z	2012/03/14	2012/03/15
61097	Credit Suisse AG – China Life R Bear CBBC Aug 2012 B	2012/03/14	2012/03/15
61093	Credit Suisse AG – TCH R Bear CBBC Aug 2012 A	2012/03/14	2012/03/15
61107	J P Morgan SP BV – HSI R Bear CBBC Aug 2012 X	2012/03/14	2012/03/15
69403	Daiwa Capital Mkt – A50 China R Bear CBBC Mar 2012 A	2012/03/14	2012/03/16
61092	Credit Suisse AG – HSI R Bear CBBC Sep 2012 X	2012/03/14	2012/03/15
61074	HK Bank – HSI R Bear CBBC Dec 2012 F	2012/03/14	2012/03/15
61077	HK Bank – HSI R Bear CBBC Dec 2012 I	2012/03/14	2012/03/15
61094	Credit Suisse AG – TCH R Bear CBBC Aug 2012 B	2012/03/14	2012/03/15
61104	Daiwa Capital Mkt – HSI R Bear CBBC Jul 2012 T	2012/03/14	2012/03/15
61106	BNP Paribas Arbit Issu B.V. – HSI R Bear CBBC Dec 2012 K	2012/03/14	2012/03/15
61073	Merrill Lynch Int'l & Co. C.V. – HSI R Bear CBBC Oct 2012 M	2012/03/14	2012/03/15
61072	Goldman Sachs SP (Asia) – HSI R Bear CBBC Jun 2012 H	2012/03/14	2012/03/15
61071	Goldman Sachs SP (Asia) – HSI R Bear CBBC Jun 2012 G	2012/03/14	2012/03/15
61070	Goldman Sachs SP (Asia) – HSI R Bear CBBC Jun 2012 F	2012/03/14	2012/03/15
61108	UBS AG – HSI R Bear CBBC Jun 2012 C	2012/03/14	2012/03/15
61109	UBS AG – HSI R Bear CBBC Sep 2012 U	2012/03/14	2012/03/15
61110	UBS AG – HSI R Bear CBBC Jul 2012 J	2012/03/14	2012/03/15
61030	UBS AG – HSI R Bear CBBC Aug 2012 A	2012/03/14	2012/03/15
61037	J P Morgan SP BV – HSI R Bear CBBC Aug 2012 S	2012/03/14	2012/03/15
61105	BNP Paribas Arbit Issu B.V. – HSI R Bear CBBC Dec 2012 J	2012/03/14	2012/03/15
60953	UBS AG – HSI R Bear CBBC Jun 2012 Z	2012/03/14	2012/03/15
60990	SGA Societe Generale Acceptance N.V.-HSI R Bear CBBC Jul 12B	2012/03/14	2012/03/15
60991	SGA Societe Generale Acceptance N.V.-HSI R Bear CBBC Jul 12E	2012/03/14	2012/03/15
60994	BNP Paribas Arbit Issu B.V. – HSI R Bear CBBC Dec 2012 B	2012/03/14	2012/03/15
60995	BNP Paribas Arbit Issu B.V. – HSI R Bear CBBC Dec 2012 C	2012/03/14	2012/03/15
61008	Credit Suisse AG – HSI R Bear CBBC Jul 2012 F	2012/03/14	2012/03/15
61009	UBS AG – HSI R Bear CBBC Jul 2012 R	2012/03/14	2012/03/15
61015	Daiwa Capital Mkt – HSI R Bear CBBC Jul 2012 Q	2012/03/14	2012/03/15
60955	Credit Suisse AG – HSI R Bear CBBC Aug 2012 D	2012/03/14	2012/03/15
60954	Daiwa Capital Mkt – HSI R Bear CBBC Jun 2012 Y	2012/03/14	2012/03/15
61122	UBS AG – HSI R Bear CBBC Jul 2012 O	2012/03/15	2012/03/16
61125	UBS AG – HSI R Bear CBBC Jun 2012 D	2012/03/15	2012/03/16
60968	HK Bank – A50 R Bull CBBC Nov 2012 B	2012/03/15	2012/03/16
68850	UBS AG – TCH R Bear CBBC Jul 2012 A	2012/03/15	2012/03/16
61027	UBS AG – HSI R Bull CBBC Nov 2012 R	2012/03/15	2012/03/16
61123	UBS AG – HSI R Bear CBBC Jun 2012 V	2012/03/15	2012/03/16
61117	Credit Suisse AG – HSI R Bear CBBC Aug 2012 Q	2012/03/15	2012/03/16
61120	SGA Societe Generale Acceptance N.V.-HSI R Bear CBBC Aug12 C	2012/03/15	2012/03/16
61020	SGA Societe Generale Acceptance N.V.-HSI R Bull CBBC Jul 12E	2012/03/15	2012/03/16
61121	SGA Societe Generale Acceptance N.V.-HSI R Bear CBBC Aug12 D	2012/03/15	2012/03/16
61024	Credit Suisse AG – HSI R Bull CBBC Jul 2012 J	2012/03/15	2012/03/16
61119	Credit Suisse AG – HSI R Bear CBBC Nov 2012 O	2012/03/15	2012/03/16
61118	Credit Suisse AG – HSI R Bear CBBC Aug 2012 S	2012/03/15	2012/03/16
60396	HK Bank – TCH R Bear CBBC Oct 2012 A	2012/03/15	2012/03/16
61111	Goldman Sachs SP (Asia) – HSI R Bear CBBC Jun 2012 I	2012/03/15	2012/03/16
68032	Credit Suisse AG – CCB R Bull CBBC Mar 2012 E	2012/03/16	2012/03/20
68038	Credit Suisse AG – China Mobile R Bull CBBC Mar 2012 A	2012/03/16	2012/03/20
68042	Credit Suisse AG – A50 China R Bull CBBC Mar 2012 C	2012/03/16	2012/03/20
61142	UBS AG – HSI R Bear CBBC Jun 2012 F	2012/03/16	2012/03/19
67519	UBS AG – China Life R Bull CBBC Mar 2012 B	2012/03/16	2012/03/20
67873	Credit Suisse AG – HKEx R Bull CBBC Mar 2012 A	2012/03/16	2012/03/20
68031	Credit Suisse AG – CCB R Bull CBBC Mar 2012 D	2012/03/16	2012/03/20
68040	Credit Suisse AG – AIA R Bull CBBC Mar 2012 C	2012/03/16	2012/03/20
60096	UBS AG – TCH R Bear CBBC Aug 2012 B	2012/03/16	2012/03/19
60737	Credit Suisse AG – TCH R Bear CBBC Jul 2012 D	2012/03/16	2012/03/19
68039	Credit Suisse AG – AIA R Bull CBBC Mar 2012 B	2012/03/16	2012/03/20
60363	UBS AG – Li & Fung R Bear CBBC Jul 2012 B	2012/03/16	2012/03/19
69477	UBS AG – HKEx R Bull CBBC Mar 2012 D	2012/03/16	2012/03/20
61138	SGA Societe Generale Acceptance N.V.-HSI R Bear CBBC Aug 12E	2012/03/16	2012/03/19
68043	Credit Suisse AG – A50 China R Bull CBBC Mar 2012 D	2012/03/16	2012/03/20
60915	HK Bank – TCH R Bear CBBC Nov 2012 A	2012/03/16	2012/03/19
67108	UBS AG – China Mobile R Bull CBBC Mar 2012 A	2012/03/16	2012/03/20
61144	Credit Suisse AG – HSI R Bear CBBC Jun 2012 B	2012/03/16	2012/03/19
60380	Credit Suisse AG – TCH R Bear CBBC Jun 2012 E	2012/03/16	2012/03/19
61021	SGA Societe Generale Acceptance N.V.-HSI R Bull CBBC Jul 12I	2012/03/19	2012/03/20
60819	HK Bank – TCH R Bear CBBC Dec 2012 A	2012/03/19	2012/03/20
61146	Daiwa Capital Mkt – HSI R Bull CBBC Jun 2012 H	2012/03/19	2012/03/20
61148	UBS AG – HSI R Bull CBBC Sep 2012 A	2012/03/19	2012/03/20
61145	Credit Suisse AG – HSI R Bull CBBC Jun 2012 O	2012/03/19	2012/03/20
61155	SGA Societe Generale Acceptance N.V.-HSI R Bear CBBC Aug 12F	2012/03/19	2012/03/20
61052	SGA Societe Generale Acceptance N.V.-HSI R Bull CBBC Jul 12A	2012/03/20	2012/03/21
61056	BNP Paribas Arbit Issu B.V. – HSCEI R Bull CBBC Dec 2012 D	2012/03/20	2012/03/21
61154	UBS AG – HSI R Bull CBBC Nov 2012 T	2012/03/20	2012/03/21
60485	UBS AG – A50 China R Bull CBBC Jul 2012 C	2012/03/20	2012/03/21

List of expired CBBC, 2012 (continued)

Code	CBBC	Last trading date	Delisted date
61080	Credit Suisse AG – HSI R Bull CBBC Sep 2012 U	2012/03/20	2012/03/21
60522	Daiwa Capital Mkt – HSCEI R Bull CBBC Aug 2012 A	2012/03/20	2012/03/21
61179	Credit Suisse AG – TCH R Bear CBBC Aug 2012 C	2012/03/20	2012/03/21
61177	Credit Suisse AG – HSI R Bull CBBC Jun 2012 U	2012/03/20	2012/03/21
61175	SGA Societe Generale Acceptance N.V.-HSI R Bull CBBC Jul 120	2012/03/20	2012/03/21
61153	Goldman Sachs SP (Asia) – HSI R Bull CBBC Jun 2012 H	2012/03/20	2012/03/21
61168	Daiwa Capital Mkt – HSI R Bear CBBC Jun 2012 F	2012/03/20	2012/03/21
60896	Credit Suisse AG – A50 China R Bull CBBC Jul 2012 A	2012/03/20	2012/03/21
61183	UBS AG – HSI R Bull CBBC Oct 2012 R	2012/03/20	2012/03/21
61184	UBS AG – HSCEI R Bull CBBC Oct 2012 B	2012/03/20	2012/03/21
60121	Credit Suisse AG – China Life R Bull CBBC May 2012 D	2012/03/20	2012/03/21
61064	BNP Paribas Arbit Issu B.V. – HSI R Bull CBBC Dec 2012 G	2012/03/20	2012/03/21
61185	Daiwa Capital Mkt – HSI R Bull CBBC Jun 2012 F	2012/03/20	2012/03/21
61186	Daiwa Capital Mkt – HSI R Bull CBBC Jul 2012 M	2012/03/20	2012/03/21
61174	SGA Societe Generale Acceptance N.V.-HSI R Bull CBBC Jul 12X	2012/03/20	2012/03/21
61128	Credit Suisse AG – HSI R Bull CBBC Aug 2012 F	2012/03/20	2012/03/21
61147	UBS AG – HSI R Bull CBBC Dec 2012 K	2012/03/20	2012/03/21
61026	UBS AG – HSI R Bull CBBC Oct 2012 Z	2012/03/20	2012/03/21
61025	Credit Suisse AG – HSI R Bull CBBC Jul 2012 Q	2012/03/20	2012/03/21
61042	UBS AG – HSI R Bull CBBC Sep 2012 Y	2012/03/20	2012/03/21
61140	SGA Societe Generale Acceptance N.V.-HSI R Bull CBBC Sep 12A	2012/03/20	2012/03/21
60682	Daiwa Capital Mkt – A50 China R Bull CBBC Jul 2012 A	2012/03/20	2012/03/21
61135	J P Morgan SP BV – HSI R Bull CBBC Aug 2012 S	2012/03/20	2012/03/21
61131	UBS AG – HSI R Bull CBBC Nov 2012 S	2012/03/20	2012/03/21
61023	Daiwa Capital Mkt – HSI R Bull CBBC Jun 2012 D	2012/03/20	2012/03/21
61040	Credit Suisse AG – HSI R Bull CBBC Jul 2012 Z	2012/03/20	2012/03/21
61039	Daiwa Capital Mkt – HSI R Bull CBBC Jul 2012 K	2012/03/20	2012/03/21
61022	SGA Societe Generale Acceptance N.V.-HSI R Bull CBBC Jul 12W	2012/03/20	2012/03/21
61206	BNP Paribas Arbit Issu B.V. – HSI R Bull CBBC Mar 2013 J	2012/03/21	2012/03/22
60092	UBS AG – China Life R Bull CBBC May 2012 I	2012/03/21	2012/03/22
61203	Credit Suisse AG – HSI R Bull CBBC Sep 2012 W	2012/03/21	2012/03/22
61215	UBS AG – HSI R Bull CBBC Oct 2012 S	2012/03/21	2012/03/22
61202	Credit Suisse AG – HSI R Bull CBBC Jun 2012 K	2012/03/21	2012/03/22
61191	Merrill Lynch Int'l & Co. C.V. – HSI R Bull CBBC Oct 2012 M	2012/03/21	2012/03/22
61200	SGA Societe Generale Acceptance N.V.-HSI R Bull CBBC Jul 12C	2012/03/21	2012/03/22
61192	Merrill Lynch Int'l & Co. C.V. – HSI R Bull CBBC Oct 2012 N	2012/03/21	2012/03/22
61201	Credit Suisse AG – HSI R Bull CBBC Jun 2012 W	2012/03/21	2012/03/22
61221	J P Morgan SP BV – HSI R Bull CBBC Aug 2012 V	2012/03/21	2012/03/22
61217	UBS AG – HSI R Bull CBBC Oct 2012 T	2012/03/21	2012/03/22
61211	BNP Paribas Arbit Issu B.V. – HSI R Bull CBBC Mar 2013 O	2012/03/21	2012/03/22
61207	BNP Paribas Arbit Issu B.V. – HSI R Bull CBBC Mar 2013 K	2012/03/21	2012/03/22
61213	BNP Paribas Arbit Issu B.V. – HSI R Bull CBBC Mar 2013 Q	2012/03/21	2012/03/22
61199	SGA Societe Generale Acceptance N.V.-HSI R Bull CBBC Jul 12P	2012/03/21	2012/03/22
61210	BNP Paribas Arbit Issu B.V. – HSI R Bull CBBC Mar 2013 N	2012/03/21	2012/03/22
61209	BNP Paribas Arbit Issu B.V. – HSI R Bull CBBC Mar 2013 M	2012/03/21	2012/03/22
61214	BNP Paribas Arbit Issu B.V. – HSCEI R Bull CBBC Mar 2013 B	2012/03/21	2012/03/22
61216	UBS AG – HSI R Bull CBBC Sep 2012 R	2012/03/21	2012/03/22
61212	BNP Paribas Arbit Issu B.V. – HSI R Bull CBBC Mar 2013 P	2012/03/21	2012/03/22
61208	BNP Paribas Arbit Issu B.V. – HSI R Bull CBBC Mar 2013 L	2012/03/21	2012/03/22
61220	J P Morgan SP BV – HSI R Bull CBBC Aug 2012 U	2012/03/21	2012/03/22
61234	UBS AG – HSI R Bull CBBC Nov 2012 V	2012/03/22	2012/03/23
61235	Credit Suisse AG – HSI R Bull CBBC Jun 2012 B	2012/03/22	2012/03/23
61229	HK Bank – HSI R Bull CBBC Dec 2012 L	2012/03/22	2012/03/23
60772	HK Bank – A50 R Bull CBBC Nov 2012 A	2012/03/22	2012/03/23
61242	UBS AG – HSI R Bull CBBC Nov 2012 W	2012/03/22	2012/03/23
61230	SGA Societe Generale Acceptance N.V.-HSI R Bull CBBC Jul 12E	2012/03/22	2012/03/23
61088	Daiwa Capital Mkt – HSI R Bull CBBC Jul 2012 L	2012/03/23	2012/03/26
61087	Daiwa Capital Mkt – HSI R Bull CBBC Jun 2012 J	2012/03/23	2012/03/26
68012	Credit Suisse AG – Hutchison R Bull CBBC Mar 2012 D	2012/03/23	2012/03/27
61086	UBS AG – HSI R Bull CBBC Oct 2012 J	2012/03/23	2012/03/26
67358	Credit Suisse AG – HSBC R Bull CBBC Mar 2012 B	2012/03/23	2012/03/27
61141	SGA Societe Generale Acceptance N.V.-HSI R Bull CBBC Sep 12B	2012/03/23	2012/03/26
61243	Credit Suisse AG – HSI R Bull CBBC Jun 2012 V	2012/03/23	2012/03/26
61253	UBS AG – HSI R Bull CBBC Dec 2012 L	2012/03/23	2012/03/26
61233	UBS AG – HSI R Bull CBBC Nov 2012 U	2012/03/23	2012/03/26
67106	UBS AG – HSBC R Bull CBBC Mar 2012 A	2012/03/23	2012/03/27
69046	Credit Suisse AG – China Life R Bear CBBC Mar 2012 D	2012/03/23	2012/03/27
61205	BNP Paribas Arbit Issu B.V. – HSI R Bull CBBC Mar 2013 I	2012/03/23	2012/03/26
61228	HK Bank – HSI R Bull CBBC Dec 2012 K	2012/03/23	2012/03/26
69055	UBS AG – China Life R Bear CBBC Mar 2012 D	2012/03/23	2012/03/27
61124	Credit Suisse AG – HSI R Bull CBBC Aug 2012 E	2012/03/23	2012/03/26
61204	BNP Paribas Arbit Issu B.V. – HSI R Bull CBBC Mar 2013 H	2012/03/23	2012/03/26
69580	UBS AG – ICBC R Bull CBBC Mar 2012 A	2012/03/23	2012/03/27
69045	Credit Suisse AG – China Life R Bear CBBC Mar 2012 C	2012/03/23	2012/03/27
68011	Credit Suisse AG – HSBC R Bull CBBC Mar 2012 D	2012/03/23	2012/03/27
69044	Credit Suisse AG – A50 China R Bear CBBC Mar 2012 I	2012/03/23	2012/03/27
66278	SGA Societe Generale Acceptance N.V. -A50 R Bear CBBC Mar12E	2012/03/23	2012/03/27
66276	SGA Societe Generale Acceptance N.V. -A50 R Bear CBBC Mar12D	2012/03/23	2012/03/27
67359	Credit Suisse AG – Hutchison R Bull CBBC Mar 2012 B	2012/03/23	2012/03/27
61136	J P Morgan SP BV – HSI R Bull CBBC Aug 2012 T	2012/03/23	2012/03/26
69501	UBS AG – TCH R Bull CBBC Mar 2012 A	2012/03/23	2012/03/27
61126	UBS AG – HSI R Bull CBBC Sep 2012 Z	2012/03/23	2012/03/26
60296	UBS AG – CC Bank R Bull CBBC Jul 2012 D	2012/03/23	2012/03/26
68549	Credit Suisse AG – Hutchison R Bull CBBC Mar 2012 E	2012/03/23	2012/03/27
68552	Credit Suisse AG – Ping An R Bull CBBC Mar 2012 A	2012/03/23	2012/03/27
60093	UBS AG – ICBC R Bull CBBC Jun 2012 C	2012/03/23	2012/03/26
61078	SGA Societe Generale Acceptance N.V.-HSI R Bull CBBC Jul 12Z	2012/03/23	2012/03/26

List of expired CBBC, 2012 (continued)

Code	CBBC	Last trading date	Delisted date
60318	Credit Suisse AG – CCB R Bull CBBC Jun 2012 A	2012/03/23	2012/03/26
61251	Credit Suisse AG – TCH R Bear CBBC Sep 2012 C	2012/03/23	2012/03/26
60469	BNP Paribas Arbit Issu B.V. – A50 Ch R Bull CBBC Dec 2012 E	2012/03/23	2012/03/26
60359	UBS AG – Jiangxi Copper R Bull CBBC Jul 2012 A	2012/03/23	2012/03/26
60139	Credit Suisse AG – ICBC R Bull CBBC Jun 2012 D	2012/03/23	2012/03/26
61081	Credit Suisse AG – HSI R Bull CBBC Sep 2012 V	2012/03/23	2012/03/26
60117	Credit Suisse AG – A50 China R Bull CBBC May 2012 C	2012/03/23	2012/03/26
61079	SGA Societe Generale Acceptance N.V.-HSI R Bull CBBC Jul 12B	2012/03/23	2012/03/26
61259	UBS AG – HSI R Bull CBBC Dec 2012 M	2012/03/26	2012/03/27
61257	Credit Suisse AG – HSI R Bull CBBC Jun 2012 O	2012/03/26	2012/03/27
61258	UBS AG – HSI R Bull CBBC Sep 2012 T	2012/03/26	2012/03/27
61261	Daiwa Capital Mkt – HSI R Bull CBBC Jun 2012 E	2012/03/26	2012/03/27
60025	UBS AG – Sinopec Corp R Bull CBBC Jun 2012 E	2012/03/26	2012/03/27
61263	UBS AG – TCH R Bull CBBC Sep 2012 A	2012/03/26	2012/03/27
61152	Goldman Sachs SP (Asia) – HSI R Bull CBBC Jun 2012 G	2012/03/26	2012/03/27
61255	Credit Suisse AG – HSI R Bull CBBC Jun 2012 Z	2012/03/26	2012/03/27
61275	SGA Societe Generale Acceptance N.V.-HSI R Bull CBBC Jul 12W	2012/03/27	2012/03/28
61276	UBS AG – HSI R Bull CBBC Oct 2012 V	2012/03/27	2012/03/28
61277	Credit Suisse AG – HSI R Bull CBBC Jun 2012 U	2012/03/27	2012/03/28
61278	Credit Suisse AG – HSI R Bull CBBC Jun 2012 C	2012/03/27	2012/03/28
61294	UBS AG – HSI R Bear CBBC Nov 2012 I	2012/03/27	2012/03/28
61290	UBS AG – HSI R Bear CBBC Jun 2012 W	2012/03/27	2012/03/28
61281	Credit Suisse AG – HSI R Bear CBBC Jun 2012 H	2012/03/27	2012/03/28
61286	Credit Suisse AG – China Life R Bear CBBC Jul 2012 C	2012/03/27	2012/03/28
61296	BNP Paribas Arbit Issu B.V. – HSI R Bear CBBC Jul 2012 R	2012/03/27	2012/03/28
61297	Daiwa Capital Mkt – HSI R Bear CBBC Jun 2012 Z	2012/03/27	2012/03/28
61292	Credit Suisse AG – HSI R Bear CBBC Jun 2012 J	2012/03/27	2012/03/28
61270	SGA Societe Generale Acceptance N.V.-HSI R Bull CBBC Jul 12I	2012/03/27	2012/03/28
61298	Daiwa Capital Mkt – HSI R Bear CBBC Jun 2012 F	2012/03/27	2012/03/28
69314	HK Bank – China Life R Bear CBBC Mar 2012 A	2012/03/27	2012/03/29
61279	SGA Societe Generale Acceptance N.V.-HSI R Bear CBBC Aug 12L	2012/03/27	2012/03/28
61274	SGA Societe Generale Acceptance N.V.-HSI R Bull CBBC Jul 12O	2012/03/27	2012/03/28
69704	Citigroup Global Mkt H Inc. – HSI R Bull CBBC Mar 2012 C	2012/03/28	2012/03/30
69700	UBS AG – HSI R Bull CBBC Mar 2012 N	2012/03/28	2012/03/30
69513	Daiwa Capital Mkt – HSI R Bull CBBC Mar 2012 Q	2012/03/28	2012/03/30
61291	Credit Suisse AG – HSI R Bull CBBC Jul 2012 S	2012/03/28	2012/03/29
69645	Citigroup Global Mkt H Inc. – HSI R Bull CBBC Mar 2012 A	2012/03/28	2012/03/30
69514	Daiwa Capital Mkt – HSI R Bull CBBC Mar 2012 R	2012/03/28	2012/03/30
67185	Credit Suisse AG – HSI R Bull CBBC Mar 2012 U	2012/03/28	2012/03/30
68506	UBS AG – HSI R Bull CBBC Mar 2012 K	2012/03/28	2012/03/30
67160	Merrill Lynch Int'l & Co. C.V. – HSI R Bull CBBC Mar 2012 O	2012/03/28	2012/03/30
67161	Merrill Lynch Int'l & Co. C.V. – HSI R Bull CBBC Mar 2012 P	2012/03/28	2012/03/30
67186	Credit Suisse AG – HSI R Bull CBBC Mar 2012 X	2012/03/28	2012/03/30
68509	UBS AG – HSI R Bull CBBC Mar 2012 I	2012/03/28	2012/03/30
68196	SGA Societe Generale Acceptance N.V.-HSI R Bull CBBC Mar 12Z	2012/03/28	2012/03/30
67904	UBS AG – HSI R Bull CBBC Mar 2012 H	2012/03/28	2012/03/30
67785	UBS AG – HSI R Bull CBBC Mar 2012 Z	2012/03/28	2012/03/30
67744	CC Rabobank B.A. – HSI R Bull CBBC Mar 2012 P	2012/03/28	2012/03/30
61320	J P Morgan SP BV – HSI R Bear CBBC Aug 2012 Z	2012/03/28	2012/03/29
67638	UBS AG – HSI R Bull CBBC Mar 2012 W	2012/03/28	2012/03/30
61316	UBS AG – HSI R Bear CBBC Jun 2012 Y	2012/03/28	2012/03/29
67636	UBS AG – HSI R Bull CBBC Mar 2012 V	2012/03/28	2012/03/30
61313	BNP Paribas Arbit Issu B.V. – HSI R Bull CBBC Mar 2013 R	2012/03/28	2012/03/29
61312	Credit Suisse AG – HSI R Bear CBBC Jun 2012 N	2012/03/28	2012/03/29
68220	UBS AG – HSI R Bull CBBC Mar 2012 F	2012/03/28	2012/03/30
68194	SGA Societe Generale Acceptance N.V.-HSI R Bull CBBC Mar 12X	2012/03/28	2012/03/30
61305	Credit Suisse AG – HSI R Bull CBBC Jun 2012 K	2012/03/28	2012/03/29
69494	SGA Societe Generale Acceptance N.V.-HSI R Bull CBBC Mar 12U	2012/03/28	2012/03/30
67184	Credit Suisse AG – HSI R Bull CBBC Mar 2012 W	2012/03/28	2012/03/30
68195	SGA Societe Generale Acceptance N.V.-HSI R Bull CBBC Mar 12Y	2012/03/28	2012/03/30
61301	SGA Societe Generale Acceptance N.V.-HSI R Bear CBBC Aug 12N	2012/03/28	2012/03/29
67264	CC Rabobank B.A. – HSI R Bull CBBC Mar 2012 K	2012/03/28	2012/03/30
67259	KBC Fin Products Int'l Ltd. – HSI R Bull CBBC Mar 2012 C	2012/03/28	2012/03/30
68193	SGA Societe Generale Acceptance N.V.-HSI R Bull CBBC Mar 12J	2012/03/28	2012/03/30
69439	SGA Societe Generale Acceptance N.V.-HSI R Bull CBBC Mar 12Q	2012/03/28	2012/03/30
69464	UBS AG – HSI R Bull CBBC Mar 2012 S	2012/03/28	2012/03/30
69484	BNP Paribas Arbit Issu B.V. – HSI R Bull CBBC Mar 2012 B	2012/03/28	2012/03/30
61300	SGA Societe Generale Acceptance N.V.-HSI R Bull CBBC Jul 12A	2012/03/28	2012/03/29
61309	UBS AG – HSI R Bull CBBC Dec 2012 N	2012/03/28	2012/03/29
61288	Daiwa Capital Mkt – HSI R Bull CBBC Jun 2012 Z	2012/03/28	2012/03/29
68573	KBC Fin Products Int'l Ltd. – HSI R Bull CBBC Mar 2012 H	2012/03/28	2012/03/30
68571	KBC Fin Products Int'l Ltd. – HSI R Bull CBBC Mar 2012 G	2012/03/28	2012/03/30
68567	UBS AG – HSI R Bull CBBC Mar 2012 M	2012/03/28	2012/03/30
65563	UBS AG – HSI R Bear CBBC Mar 2012 A	2012/03/28	2012/03/30
65820	UBS AG – HSI R Bull CBBC Mar 2012 C	2012/03/28	2012/03/30
65822	UBS AG – HSI R Bull CBBC Mar 2012 D	2012/03/28	2012/03/30
66066	KBC Fin Products Int'l Ltd. – HSI R Bull CBBC Mar 2012 A	2012/03/28	2012/03/30
61289	UBS AG – HSI R Bull CBBC Sep 2012 W	2012/03/28	2012/03/29
68071	KBC Fin Products Int'l Ltd. – HSI R Bull CBBC Mar 2012 E	2012/03/28	2012/03/30
69772	UBS AG – HSI R Bull CBBC Mar 2012 Y	2012/03/28	2012/03/30
61310	SGA Societe Generale Acceptance N.V.-HSI R Bull CBBC Sep 12C	2012/03/29	2012/03/30
61098	BNP Paribas Arbit Issu B.V. – HSCEI R Bull CBBC Dec 2012 E	2012/03/29	2012/03/30
60028	UBS AG – ABC R Bull CBBC Sep 2012 B	2012/03/29	2012/03/30
61334	BNP Paribas Arbit Issu B.V. – HSI R Bull CBBC Mar 2013 S	2012/03/29	2012/03/30
60091	UBS AG – A50 China R Bull CBBC Jun 2012 D	2012/03/29	2012/03/30
61332	UBS AG – HSI R Bull CBBC Nov 2012 X	2012/03/29	2012/03/30
60013	Credit Suisse AG – ABC R Bull CBBC Sep 2012 A	2012/03/29	2012/03/30

List of expired CBBC, 2012 (continued)

Code	CBBC	Last trading date	Delisted date
60483	UBS AG – CNOOC R Bull CBBC Jul 2012 E	2012/03/29	2012/03/30
61333	UBS AG – HSI R Bull CBBC Nov 2012 Y	2012/03/29	2012/03/30
61326	SGA Societe Generale Acceptance N.V.-HSI R Bull CBBC Nov 12E	2012/03/29	2012/03/30
60239	UBS AG – HSCEI R Bull CBBC Sep 2012 C	2012/03/29	2012/03/30
61084	UBS AG – HSI R Bull CBBC Dec 2012 H	2012/03/29	2012/03/30
60754	Credit Suisse AG – HSI R Bull CBBC Sep 2012 P	2012/03/30	2012/04/02
60283	Daiwa Capital Mkt – HSI R Bull CBBC May 2012 J	2012/03/30	2012/04/02
60280	Credit Suisse AG – HSI R Bull CBBC Aug 2012 L	2012/03/30	2012/04/02
60466	J P Morgan SP BV – HSI R Bull CBBC Jul 2012 F	2012/03/30	2012/04/02
60341	BNP Paribas Arbit Issu B.V. – HSI R Bull CBBC Sep 2012 A	2012/03/30	2012/04/02
61342	UBS AG – HSI R Bull CBBC Oct 2012 X	2012/03/30	2012/04/02
61345	Credit Suisse AG – HSI R Bull CBBC Jul 2012 F	2012/03/30	2012/04/02
60539	UBS AG – HSI R Bull CBBC Nov 2012 D	2012/03/30	2012/04/02
60294	UBS AG – HKEx R Bull CBBC Jul 2012 B	2012/03/30	2012/04/02
69065	Daiwa Capital Mkt – A50 China R Bear CBBC Apr 2012 A	2012/03/30	2012/04/03
60456	Merrill Lynch Int'l & Co. C.V. – HSI R Bull CBBC Sep 2012 F	2012/03/30	2012/04/02
60324	Credit Suisse AG – HSI R Bull CBBC Sep 2012 K	2012/03/30	2012/04/02
60873	J P Morgan SP BV – HSI R Bull CBBC Aug 2012 L	2012/03/30	2012/04/02
67493	UBS AG – HSBC R Bull CBBC Apr 2012 A	2012/03/30	2012/04/03
61343	SGA Societe Generale Acceptance N.V.-HSI R Bull CBBC Nov 12K	2012/03/30	2012/04/02
61250	Credit Suisse AG – TCH R Bull CBBC Sep 2012 B	2012/03/30	2012/04/02
61325	SGA Societe Generale Acceptance N.V.-HSI R Bull CBBC Nov 12D	2012/03/30	2012/04/02
60344	Daiwa Capital Mkt – HSI R Bull CBBC Jun 2012 S	2012/03/30	2012/04/02
60336	UBS AG – HSI R Bull CBBC Jul 2012 B	2012/03/30	2012/04/02
68402	UBS AG – Cheung Kong R Bull CBBC Apr 2012 B	2012/03/30	2012/04/03
61159	UBS AG – Hutchison R Bull CBBC Jul 2012 G	2012/03/30	2012/04/02
60309	SGA Societe Generale Acceptance N.V.-HSI R Bull CBBC May 12V	2012/03/30	2012/04/02
68061	UBS AG – CC Bank R Bull CBBC Apr 2012 C	2012/03/30	2012/04/03
60342	Credit Suisse AG – HSI R Bull CBBC Sep 2012 L	2012/03/30	2012/04/02
61349	Daiwa Capital Mkt – HSI R Bull CBBC Jul 2012 N	2012/03/30	2012/04/02
60301	UBS AG – HSI R Bull CBBC Sep 2012 N	2012/03/30	2012/04/02
60455	BNP Paribas Arbit Issu B.V. – HSI R Bull CBBC Sep 2012 D	2012/03/30	2012/04/02
60343	SGA Societe Generale Acceptance N.V.-HSI R Bull CBBC May 12W	2012/03/30	2012/04/02
60356	UBS AG – SHK Ppt R Bull CBBC Jul 2012 A	2012/03/30	2012/04/02
61344	Credit Suisse AG – HSI R Bull CBBC Jul 2012 W	2012/03/30	2012/04/02
60288	BNP Paribas Arbit Issu B.V. – HSI R Bull CBBC Jul 2012 D	2012/03/30	2012/04/02
60710	Citigroup Global Mkt H Inc. – HSI R Bull CBBC May 2012 D	2012/03/30	2012/04/02
60381	Credit Suisse AG – HKEx R Bull CBBC Jun 2012 C	2012/03/30	2012/04/02
61359	Credit Suisse AG – HSI R Bull CBBC Jul 2012 G	2012/04/02	2012/04/03
60374	HK Bank – Sinopec Corp R Bull CBBC Dec 2012 A	2012/04/02	2012/04/03
61362	UBS AG – HSI R Bull CBBC Nov 2012 Z	2012/04/02	2012/04/03
61180	Credit Suisse AG – Hutchison R Bull CBBC Aug 2012 A	2012/04/02	2012/04/03
61363	BNP Paribas Arbit Issu B.V. – HSI R Bull CBBC Mar 2013 T	2012/04/02	2012/04/03
61360	Credit Suisse AG – HSI R Bear CBBC Jul 2012 K	2012/04/03	2012/04/05
61379	UBS AG – HSI R Bull CBBC Oct 2012 M	2012/04/03	2012/04/05
61377	BNP Paribas Arbit Issu B.V. – HSI R Bull CBBC Mar 2013 U	2012/04/03	2012/04/05
61378	BNP Paribas Arbit Issu B.V. – HSI R Bull CBBC Mar 2013 V	2012/04/03	2012/04/05
61346	SGA Societe Generale Acceptance N.V.-HSI R Bear CBBC Jul 12H	2012/04/03	2012/04/05
61358	BNP Paribas Arbit Issu B.V. – HSI R Bear CBBC Jul 2012 U	2012/04/03	2012/04/05
61354	Daiwa Capital Mkt – HSI R Bear CBBC Jul 2012 V	2012/04/03	2012/04/05
61366	SGA Societe Generale Acceptance N.V.-HSI R Bear CBBC Jul 12J	2012/04/03	2012/04/05
61357	BNP Paribas Arbit Issu B.V. – HSI R Bear CBBC Jul 2012 T	2012/04/03	2012/04/05
61350	Credit Suisse AG – HSI R Bear CBBC Jul 2012 W	2012/04/03	2012/04/05
61361	UBS AG – HSI R Bear CBBC Sep 2012 X	2012/04/03	2012/04/05
61372	SGA Societe Generale Acceptance N.V.-HSI R Bull CBBC Nov 12N	2012/04/03	2012/04/05
61353	Daiwa Capital Mkt – HSI R Bear CBBC Jul 2012 U	2012/04/03	2012/04/05
61373	SGA Societe Generale Acceptance N.V.-HSI R Bull CBBC Nov 12O	2012/04/03	2012/04/05
61370	UBS AG – HSI R Bear CBBC Oct 2012 V	2012/04/03	2012/04/05
61375	Credit Suisse AG – HSI R Bull CBBC Jul 2012 K	2012/04/03	2012/04/05
61356	UBS AG – HSI R Bear CBBC Jul 2012 J	2012/04/03	2012/04/05
61376	Daiwa Capital Mkt – HSI R Bull CBBC Jul 2012 O	2012/04/03	2012/04/05
67721	UBS AG – CC Bank R Bull CBBC Apr 2012 B	2012/04/05	2012/04/11
61394	Daiwa Capital Mkt – HSI R Bull CBBC Jul 2012 P	2012/04/05	2012/04/10
61388	HK Bank – A50 R Bull CBBC Jan 2013 B	2012/04/05	2012/04/10
61395	Credit Suisse AG – HSI R Bull CBBC Jul 2012 C	2012/04/05	2012/04/10
69958	Credit Suisse AG – Sinopec Corp R Bull CBBC Jun 2012 A	2012/04/05	2012/04/10
69820	UBS AG – TCH R Bull CBBC Apr 2012 G	2012/04/05	2012/04/11
60063	Daiwa Capital Mkt – A50 China R Bull CBBC Apr 2012 D	2012/04/05	2012/04/10
61402	UBS AG – HSI R Bull CBBC Sep 2012 V	2012/04/05	2012/04/10
61399	Credit Suisse AG – HSI R Bull CBBC Jul 2012 J	2012/04/05	2012/04/10
61396	UBS AG – HSI R Bull CBBC Dec 2012 Q	2012/04/05	2012/04/10
61324	SGA Societe Generale Acceptance N.V.-HSI R Bull CBBC Nov 12C	2012/04/10	2012/04/11
60289	BNP Paribas Arbit Issu B.V. – HSI R Bull CBBC Jul 2012 E	2012/04/10	2012/04/11
60337	UBS AG – HSI R Bull CBBC Aug 2012 Y	2012/04/10	2012/04/11
60306	J P Morgan SP BV – HSI R Bull CBBC May 2012 U	2012/04/10	2012/04/11
61416	SGA Societe Generale Acceptance N.V.-HSI R Bull CBBC Nov 12Q	2012/04/10	2012/04/11
61404	SGA Societe Generale Acceptance N.V.-HSI R Bull CBBC Nov 12P	2012/04/10	2012/04/11
61407	UBS AG – HSI R Bull CBBC Dec 2012 R	2012/04/10	2012/04/11
60878	Goldman Sachs SP (Asia) – HSI R Bull CBBC Jun 2012 A	2012/04/10	2012/04/11
60258	Credit Suisse AG – HSI R Bull CBBC Aug 2012 J	2012/04/10	2012/04/11
60401	Credit Suisse AG – HSI R Bull CBBC May 2012 Q	2012/04/10	2012/04/11
60417	UBS AG – HSI R Bull CBBC Oct 2012 H	2012/04/10	2012/04/11
61151	UBS AG – Hutchison R Bull CBBC Aug 2012 E	2012/04/10	2012/04/11
61406	Credit Suisse AG – HSI R Bull CBBC Jul 2012 Z	2012/04/10	2012/04/11
61405	Credit Suisse AG – HSI R Bull CBBC Jul 2012 Q	2012/04/10	2012/04/11
60256	SGA Societe Generale Acceptance N.V.-HSI R Bull CBBC Jul 12Y	2012/04/10	2012/04/11
61408	UBS AG – HSI R Bull CBBC Nov 2012 I	2012/04/10	2012/04/11

List of expired CBBC, 2012 (continued)

Code	CBBC	Last trading date	Delisted date
61450	BNP Paribas Arbit Issu B.V. – HSI R Bull CBBC Mar 2013 X	2012/04/11	2012/04/12
61330	UBS AG – HSI R Bull CBBC Dec 2012 O	2012/04/11	2012/04/12
61341	SGA Societe Generale Acceptance N.V.-HSI R Bull CBBC Nov 12J	2012/04/11	2012/04/12
61429	Credit Suisse AG – HSI R Bull CBBC Jul 2012 I	2012/04/11	2012/04/12
60918	HK Bank – Hutchison R Bull CBBC Dec 2012 A	2012/04/11	2012/04/12
61428	SGA Societe Generale Acceptance N.V.-HSI R Bull CBBC Nov 12R	2012/04/11	2012/04/12
60925	J P Morgan SP BV – HSI R Bull CBBC Aug 2012 Q	2012/04/11	2012/04/12
61352	UBS AG – HSI R Bull CBBC Dec 2012 P	2012/04/11	2012/04/12
61430	UBS AG – HSI R Bull CBBC Sep 2012 X	2012/04/11	2012/04/12
61323	SGA Societe Generale Acceptance N.V.-HSI R Bull CBBC Nov 12B	2012/04/11	2012/04/12
61331	UBS AG – HSI R Bull CBBC Sep 2012 U	2012/04/11	2012/04/12
61444	UBS AG – TCH R Bear CBBC Aug 2012 D	2012/04/11	2012/04/12
61322	SGA Societe Generale Acceptance N.V.-HSI R Bull CBBC Nov 12A	2012/04/11	2012/04/12
61445	UBS AG – SHK Ppt R Bull CBBC Aug 2012 A	2012/04/11	2012/04/12
61449	BNP Paribas Arbit Issu B.V. – HSI R Bull CBBC Mar 2013 W	2012/04/11	2012/04/12
60969	HK Bank – HSI R Bull CBBC Dec 2012 H	2012/04/11	2012/04/12
61112	Goldman Sachs SP (Asia) – HSI R Bull CBBC Jun 2012 E	2012/04/11	2012/04/12
61436	Credit Suisse AG – TCH R Bear CBBC Sep 2012 E	2012/04/11	2012/04/12
60224	Daiwa Capital Mkt – HSI R Bull CBBC May 2012 Y	2012/04/11	2012/04/12
60302	Merrill Lynch Int'l & Co. C.V. – HSI R Bull CBBC Sep 2012 E	2012/04/11	2012/04/12
60384	Daiwa Capital Mkt – HSI R Bull CBBC May 2012 N	2012/04/11	2012/04/12
60377	HK Bank – China Life R Bull CBBC Sep 2012 A	2012/04/11	2012/04/12
60465	J P Morgan SP BV – HSI R Bull CBBC Jul 2012 E	2012/04/11	2012/04/12
60463	HK Bank – HSI R Bull CBBC Sep 2012 D	2012/04/11	2012/04/12
60511	Credit Suisse AG – Hutchison R Bull CBBC Jul 2012 A	2012/04/11	2012/04/12
60220	Credit Suisse AG – HSI R Bull CBBC Aug 2012 Y	2012/04/11	2012/04/12
60219	Credit Suisse AG – HSI R Bull CBBC Jun 2012 R	2012/04/11	2012/04/12
60226	SGA Societe Generale Acceptance N.V.-HSI R Bull CBBC May 12T	2012/04/11	2012/04/12
60307	SGA Societe Generale Acceptance N.V.-HSI R Bull CBBC May 12U	2012/04/11	2012/04/12
60234	UBS AG – HSI R Bull CBBC Sep 2012 L	2012/04/11	2012/04/12
60290	BNP Paribas Arbit Issu B.V. – HSI R Bull CBBC Jul 2012 F	2012/04/11	2012/04/12
60291	BNP Paribas Arbit Issu B.V. – HSI R Bull CBBC Jul 2012 G	2012/04/11	2012/04/12
60771	HK Bank – HKEx R Bull CBBC Nov 2012 B	2012/04/11	2012/04/12
60300	UBS AG – HSI R Bull CBBC Jul 2012 T	2012/04/11	2012/04/12
60325	Credit Suisse AG – HSI R Bull CBBC Aug 2012 K	2012/04/11	2012/04/12
61452	UBS AG – HSI R Bull CBBC Oct 2012 W	2012/04/12	2012/04/13
61434	Credit Suisse AG – TCH R Bear CBBC Sep 2012 D	2012/04/12	2012/04/13
61454	Credit Suisse AG – HSI R Bull CBBC Jul 2012 S	2012/04/12	2012/04/13
61453	UBS AG – HSI R Bull CBBC Nov 2012 J	2012/04/12	2012/04/13
61466	J P Morgan SP BV – HSI R Bull CBBC Sep 2012 A	2012/04/12	2012/04/13
61422	UBS AG – A50 China R Bear CBBC Sep 2012 A	2012/04/12	2012/04/13
61475	Credit Suisse AG – HSI R Bull CBBC Jul 2012 G	2012/04/13	2012/04/16
61481	BNP Paribas Arbit Issu B.V. – HSI R Bull CBBC Mar 2013 Y	2012/04/13	2012/04/16
61476	Credit Suisse AG – HSI R Bear CBBC Jul 2012 A	2012/04/13	2012/04/16
61477	Credit Suisse AG – HSI R Bull CBBC Jul 2012 K	2012/04/13	2012/04/16
61470	UBS AG – HSI R Bear CBBC Jul 2012 J	2012/04/13	2012/04/16
61480	UBS AG – HSI R Bull CBBC Nov 2012 L	2012/04/13	2012/04/16
61482	J P Morgan SP BV – HSI R Bull CBBC Sep 2012 B	2012/04/13	2012/04/16
61478	Credit Suisse AG – HSI R Bull CBBC Jul 2012 P	2012/04/13	2012/04/16
61419	UBS AG – HSI R Bear CBBC Sep 2012 Y	2012/04/13	2012/04/16
61240	Credit Suisse AG – TCH R Bear CBBC Aug 2012 D	2012/04/13	2012/04/16
68947	Credit Suisse AG – AIA R Bull CBBC Apr 2012 A	2012/04/13	2012/04/17
69050	Credit Suisse AG – Ping An R Bear CBBC Apr 2012 B	2012/04/13	2012/04/17
69051	Credit Suisse AG – Ping An R Bear CBBC Apr 2012 C	2012/04/13	2012/04/17
69077	UBS AG – Sinopec Corp R Bear CBBC Apr 2012 B	2012/04/13	2012/04/17
69727	UBS AG – A50 China R Bull CBBC Apr 2012 B	2012/04/13	2012/04/17
61364	BNP Paribas Arbit Issu B.V. – HSCEI R Bear CBBC Dec 2012 C	2012/04/13	2012/04/16
67720	UBS AG – CNOOC R Bull CBBC Apr 2012 A	2012/04/13	2012/04/17
61459	Credit Suisse AG – HSI R Bear CBBC Jul 2012 F	2012/04/13	2012/04/16
61417	Credit Suisse AG – HSI R Bear CBBC Jul 2012 Q	2012/04/13	2012/04/16
61469	UBS AG – HSI R Bear CBBC Oct 2012 X	2012/04/13	2012/04/16
61431	Credit Suisse AG – HSI R Bear CBBC Jul 2012 S	2012/04/13	2012/04/16
61432	SGA Societe Generale Acceptance N.V.-HSI R Bear CBBC Jul 12L	2012/04/13	2012/04/16
61433	SGA Societe Generale Acceptance N.V.-HSI R Bear CBBC Jul 12M	2012/04/13	2012/04/16
61439	BNP Paribas Arbit Issu B.V. – HSI R Bear CBBC Jul 2012 V	2012/04/13	2012/04/16
61440	BNP Paribas Arbit Issu B.V. – HSI R Bear CBBC Jul 2012 W	2012/04/13	2012/04/16
61442	UBS AG – HSI R Bear CBBC Jul 2012 O	2012/04/13	2012/04/16
61455	UBS AG – HSI R Bear CBBC Sep 2012 Z	2012/04/13	2012/04/16
61460	J P Morgan SP BV – HSI R Bear CBBC Aug 2012 Q	2012/04/13	2012/04/16
61468	SGA Societe Generale Acceptance N.V.-HSI R Bear CBBC Jul 12G	2012/04/13	2012/04/16
67495	UBS AG – Hutchison R Bull CBBC Apr 2012 A	2012/04/13	2012/04/17
61486	UBS AG – HSI R Bull CBBC Dec 2012 S	2012/04/16	2012/04/17
60718	UBS AG – TCH R Bear CBBC Jul 2012 F	2012/04/16	2012/04/17
61483	SGA Societe Generale Acceptance N.V.-HSI R Bull CBBC Nov 12S	2012/04/16	2012/04/17
61492	UBS AG – HSI R Bull CBBC Dec 2012 T	2012/04/17	2012/04/18
61502	UBS AG – HSI R Bear CBBC Aug 2012 C	2012/04/17	2012/04/18
61386	HK Bank – Sinopec Corp R Bull CBBC Dec 2012 C	2012/04/17	2012/04/18
66718	HK Bank – China Mobile R Bear CBBC Apr 2012 A	2012/04/17	2012/04/19
61471	Credit Suisse AG – HSI R Bull CBBC Jul 2012 F	2012/04/17	2012/04/18
61501	BNP Paribas Arbit Issu B.V. – HSI R Bear CBBC Jul 2012 H	2012/04/17	2012/04/18
69315	HK Bank – ABC R Bear CBBC Apr 2012 A	2012/04/17	2012/04/19
61497	Credit Suisse AG – HSI R Bear CBBC Jul 2012 D	2012/04/17	2012/04/18
61531	SGA Societe Generale Acceptance N.V.-HSI R Bear CBBC Jul 12I	2012/04/18	2012/04/19
61530	SGA Societe Generale Acceptance N.V.-HSI R Bear CBBC Jul 12F	2012/04/18	2012/04/19
61528	SGA Societe Generale Acceptance N.V.-HSI R Bear CBBC Jul 12D	2012/04/18	2012/04/19
61525	Goldman Sachs SP (Asia) – HSI R Bear CBBC Jul 2012 B	2012/04/18	2012/04/19
61534	Credit Suisse AG – HSI R Bear CBBC Jul 2012 E	2012/04/18	2012/04/19

List of expired CBBC, 2012 (continued)

Code	CBBC	Last trading date	Delisted date
61524	Goldman Sachs SP (Asia) – HSI R Bear CBBC Jul 2012 A	2012/04/18	2012/04/19
61509	J P Morgan SP BV – HSI R Bear CBBC Sep 2012 E	2012/04/18	2012/04/19
61508	J P Morgan SP BV – HSI R Bear CBBC Sep 2012 D	2012/04/18	2012/04/19
61535	Credit Suisse AG – HSI R Bear CBBC Jul 2012 H	2012/04/18	2012/04/19
61498	BNP Paribas Arbit Issu B.V. – HSI R Bear CBBC Jul 2012 Y	2012/04/18	2012/04/19
61539	UBS AG – HSI R Bear CBBC Sep 2012 U	2012/04/18	2012/04/19
61491	UBS AG – HSI R Bear CBBC Sep 2012 C	2012/04/18	2012/04/19
61487	Merrill Lynch Int'l & Co. C.V. – HSI R Bear CBBC Nov 2012 A	2012/04/18	2012/04/19
61500	BNP Paribas Arbit Issu B.V. – HSI R Bear CBBC Jul 2012 Z	2012/04/18	2012/04/19
61544	BNP Paribas Arbit Issu B.V. – HSI R Bear CBBC Jul 2012 K	2012/04/18	2012/04/19
61246	Credit Suisse AG – TCH R Bear CBBC Sep 2012 A	2012/04/18	2012/04/19
61400	Daiwa Capital Mkt – HSI R Bear CBBC Jul 2012 W	2012/04/18	2012/04/19
61536	Credit Suisse AG – HSI R Bear CBBC Jul 2012 I	2012/04/18	2012/04/19
61401	UBS AG – HSI R Bear CBBC Oct 2012 W	2012/04/18	2012/04/19
61485	SGA Societe Generale Acceptance N.V.-HSI R Bear CBBC Jul 12Z	2012/04/18	2012/04/19
61409	Credit Suisse AG – HSI R Bear CBBC Jul 2012 J	2012/04/18	2012/04/19
61397	Credit Suisse AG – HSI R Bear CBBC Jul 2012 C	2012/04/18	2012/04/19
61538	UBS AG – HSI R Bear CBBC Jul 2012 A	2012/04/18	2012/04/19
61542	BNP Paribas Arbit Issu B.V. – HSI R Bear CBBC Jul 2012 I	2012/04/18	2012/04/19
61541	UBS AG – HSI R Bear CBBC Oct 2012 Y	2012/04/18	2012/04/19
61540	UBS AG – HSI R Bear CBBC Sep 2012 X	2012/04/18	2012/04/19
61543	BNP Paribas Arbit Issu B.V. – HSI R Bear CBBC Jul 2012 J	2012/04/18	2012/04/19
61231	UBS AG – TCH R Bear CBBC Sep 2012 A	2012/04/19	2012/04/20
61304	HK Bank – TCH R Bear CBBC Dec 2012 B	2012/04/19	2012/04/20
61318	UBS AG – China Life R Bear CBBC Aug 2012 F	2012/04/19	2012/04/20
61327	BNP Paribas Arbit Issu B.V. – HSI R Bear CBBC Jul 2012 S	2012/04/19	2012/04/20
61355	UBS AG – HSI R Bear CBBC Sep 2012 W	2012/04/19	2012/04/20
61420	UBS AG – HSI R Bear CBBC Jul 2012 R	2012/04/19	2012/04/20
61398	SGA Societe Generale Acceptance N.V.-HSI R Bear CBBC Jul 12C	2012/04/19	2012/04/20
61421	UBS AG – HSCEI R Bear CBBC Aug 2012 A	2012/04/19	2012/04/20
61461	J P Morgan SP BV – HSI R Bear CBBC Aug 2012 R	2012/04/19	2012/04/20
61451	HK Bank – HSI R Bear CBBC Dec 2012 L	2012/04/19	2012/04/20
61369	Credit Suisse AG – HSI R Bear CBBC Jul 2012 Z	2012/04/19	2012/04/20
61552	SGA Societe Generale Acceptance N.V.-HSI R Bear CBBC Jul 12O	2012/04/19	2012/04/20
61489	Credit Suisse AG – HSI R Bear CBBC Jul 2012 B	2012/04/19	2012/04/20
61549	UBS AG – HSI R Bear CBBC Oct 2012 Z	2012/04/19	2012/04/20
61496	Credit Suisse AG – HSI R Bear CBBC Sep 2012 Z	2012/04/19	2012/04/20
61551	Credit Suisse AG – HSI R Bear CBBC Jul 2012 L	2012/04/19	2012/04/20
68671	UBS AG – Ping An R Bull CBBC Apr 2012 A	2012/04/20	2012/04/24
69926	UBS AG – A50 China R Bull CBBC Apr 2012 C	2012/04/20	2012/04/24
68708	UBS AG – ICBC R Bull CBBC Apr 2012 F	2012/04/20	2012/04/24
69064	Credit Suisse AG – China Life R Bear CBBC Apr 2012 A	2012/04/20	2012/04/24
61403	Daiwa Capital Mkt – HSI R Bear CBBC Jul 2012 X	2012/04/20	2012/04/23
68579	UBS AG – Hutchison R Bull CBBC Apr 2012 D	2012/04/20	2012/04/24
67851	UBS AG – China Mobile R Bear CBBC Apr 2012 B	2012/04/20	2012/04/24
61285	Credit Suisse AG – China Life R Bear CBBC Jul 2012 B	2012/04/20	2012/04/23
61570	Credit Suisse AG – HSI R Bear CBBC Jul 2012 Q	2012/04/20	2012/04/23
68704	UBS AG – CC Bank R Bull CBBC Apr 2012 D	2012/04/20	2012/04/24
61582	UBS AG – HSI R Bear CBBC Jul 2012 J	2012/04/20	2012/04/23
61569	Credit Suisse AG – HSI R Bear CBBC Jul 2012 F	2012/04/20	2012/04/23
67722	UBS AG – China Mobile R Bull CBBC Apr 2012 A	2012/04/20	2012/04/24
68517	Credit Suisse AG – CCB R Bull CBBC Apr 2012 A	2012/04/20	2012/04/24
68392	UBS AG – Sinopec Corp R Bull CBBC Apr 2012 A	2012/04/20	2012/04/24
61371	UBS AG – HSI R Bear CBBC Aug 2012 B	2012/04/20	2012/04/23
69800	Credit Suisse AG – TCH R Bull CBBC Apr 2012 E	2012/04/20	2012/04/24
61566	SGA Societe Generale Acceptance N.V.-HSI R Bear CBBC Jul 12B	2012/04/20	2012/04/23
61565	SGA Societe Generale Acceptance N.V.-HSI R Bear CBBC Jul 12X	2012/04/20	2012/04/23
61567	UBS AG – HSI R Bear CBBC Jul 2012 O	2012/04/20	2012/04/23
61527	Goldman Sachs SP (Asia) – HSI R Bear CBBC Jul 2012 D	2012/04/20	2012/04/23
61472	Credit Suisse AG – HSI R Bear CBBC Jul 2012 K	2012/04/20	2012/04/23
61563	HK Bank – HSI R Bear CBBC Dec 2012 M	2012/04/20	2012/04/23
61306	Credit Suisse AG – HSI R Bear CBBC Jun 2012 L	2012/04/20	2012/04/23
61568	UBS AG – HSI R Bear CBBC Oct 2012 Q	2012/04/20	2012/04/23
69875	UBS AG – TCH R Bull CBBC Apr 2012 H	2012/04/20	2012/04/24
61367	SGA Societe Generale Acceptance N.V.-HSI R Bear CBBC Jul 12K	2012/04/20	2012/04/23
69877	UBS AG – CNOOC R Bull CBBC Apr 2012 E	2012/04/20	2012/04/24
61564	SGA Societe Generale Acceptance N.V.-HSI R Bear CBBC Jul 12P	2012/04/20	2012/04/23
61510	J P Morgan SP BV – HSI R Bear CBBC Sep 2012 F	2012/04/20	2012/04/23
61467	BNP Paribas Arbit Issu B.V. – HSI R Bear CBBC Jul 2012 X	2012/04/20	2012/04/23
61571	Credit Suisse AG – HSI R Bull CBBC Jul 2012 S	2012/04/23	2012/04/24
61603	Credit Suisse AG – HSI R Bear CBBC Aug 2012 A	2012/04/23	2012/04/24
61588	SGA Societe Generale Acceptance N.V.-HSI R Bear CBBC Aug 12P	2012/04/23	2012/04/24
61610	UBS AG – HSI R Bear CBBC Sep 2012 Y	2012/04/23	2012/04/24
61583	Credit Suisse AG – HSI R Bull CBBC Jul 2012 K	2012/04/23	2012/04/24
61597	HK Bank – TCH R Bear CBBC Dec 2012 C	2012/04/23	2012/04/24
61592	J P Morgan SP BV – HSI R Bull CBBC Sep 2012 G	2012/04/23	2012/04/24
61589	SGA Societe Generale Acceptance N.V.-HSI R Bear CBBC Aug 12Q	2012/04/23	2012/04/24
61585	UBS AG – HSI R Bull CBBC Oct 2012 R	2012/04/23	2012/04/24
61577	SGA Societe Generale Acceptance N.V.-HSI R Bull CBBC Aug 12C	2012/04/24	2012/04/25
61579	BNP Paribas Arbit Issu B.V. – HSI R Bull CBBC Mar 2013 C	2012/04/24	2012/04/25
61615	UBS AG – HSI R Bull CBBC Dec 2012 U	2012/04/24	2012/04/25
61623	BNP Paribas Arbit Issu B.V. – HSI R Bear CBBC Jul 2012 C	2012/04/24	2012/04/25
61600	UBS AG – HSI R Bull CBBC Nov 2012 N	2012/04/24	2012/04/25
61618	Credit Suisse AG – HSI R Bear CBBC Jul 2012 A	2012/04/24	2012/04/25
61601	Credit Suisse AG – HSI R Bull CBBC Aug 2012 Z	2012/04/24	2012/04/25
61617	Credit Suisse AG – HSI R Bull CBBC Jul 2012 P	2012/04/24	2012/04/25
61622	UBS AG – HSI R Bear CBBC Oct 2012 X	2012/04/24	2012/04/25

List of expired CBBC, 2012 (continued)

Code	CBBC	Last trading date	Delisted date
61625	Credit Suisse AG – HSI R Bear CBBC Aug 2012 V	2012/04/25	2012/04/26
61627	BNP Paribas Arbit Issu B.V. – HSI R Bear CBBC Jul 2012 B	2012/04/25	2012/04/26
61631	UBS AG – HSI R Bear CBBC Sep 2012 Z	2012/04/25	2012/04/26
61633	UBS AG – HSI R Bull CBBC Jan 2013 E	2012/04/25	2012/04/26
61636	UBS AG – HSI R Bull CBBC Dec 2012 W	2012/04/25	2012/04/26
69290	HK Bank – ICBC R Bear CBBC Apr 2012 B	2012/04/25	2012/04/27
60122	Credit Suisse AG – HKEx R Bull CBBC May 2012 E	2012/04/25	2012/04/26
69205	HK Bank – China Mobile R Bear CBBC Apr 2012 B	2012/04/25	2012/04/27
69222	HK Bank – ICBC R Bear CBBC Apr 2012 A	2012/04/25	2012/04/27
60098	UBS AG – HKEx R Bull CBBC Jun 2012 G	2012/04/25	2012/04/26
61637	UBS AG – TCH R Bull CBBC Sep 2012 C	2012/04/25	2012/04/26
61632	Credit Suisse AG – HSI R Bull CBBC Aug 2012 V	2012/04/25	2012/04/26
68446	Merrill Lynch Int'l & Co. C.V. – HSI R Bull CBBC Apr 2012 I	2012/04/26	2012/04/30
68508	UBS AG – HSI R Bull CBBC Apr 2012 G	2012/04/26	2012/04/30
68503	SGA Societe Generale Acceptance N.V.-HSI R Bull CBBC Apr 12F	2012/04/26	2012/04/30
68502	SGA Societe Generale Acceptance N.V.-HSI R Bull CBBC Apr 12E	2012/04/26	2012/04/30
68490	SGA Societe Generale Acceptance N.V.-HSI R Bull CBBC Apr 12B	2012/04/26	2012/04/30
68459	Macquarie Bank Ltd. – HSI R Bull CBBC Apr 2012 G	2012/04/26	2012/04/30
68487	SGA Societe Generale Acceptance N.V.-HSI R Bull CBBC Apr 12I	2012/04/26	2012/04/30
68473	SGA Societe Generale Acceptance N.V.-HSI R Bull CBBC Apr 12Z	2012/04/26	2012/04/30
68464	Credit Suisse AG – HSI R Bull CBBC Apr 2012 F	2012/04/26	2012/04/30
68472	SGA Societe Generale Acceptance N.V.-HSI R Bull CBBC Apr 12Y	2012/04/26	2012/04/30
68466	Credit Suisse AG – HSI R Bull CBBC Apr 2012 G	2012/04/26	2012/04/30
68512	BNP Paribas Arbit Issu B.V. – HSI R Bull CBBC Apr 2012 A	2012/04/26	2012/04/30
68471	SGA Societe Generale Acceptance N.V.-HSI R Bull CBBC Apr 12X	2012/04/26	2012/04/30
68479	SGA Societe Generale Acceptance N.V.-HSI R Bull CBBC Apr 12H	2012/04/26	2012/04/30
61656	UBS AG – HSI R Bull CBBC Dec 2012 X	2012/04/26	2012/04/27
68540	Credit Suisse AG – HSI R Bull CBBC Apr 2012 E	2012/04/26	2012/04/30
68539	Credit Suisse AG – HSI R Bull CBBC Apr 2012 X	2012/04/26	2012/04/30
68553	BNP Paribas Arbit Issu B.V. – HSI R Bull CBBC Apr 2012 V	2012/04/26	2012/04/30
67949	Credit Suisse AG – HSI R Bull CBBC Apr 2012 B	2012/04/26	2012/04/30
68554	BNP Paribas Arbit Issu B.V. – HSI R Bull CBBC Apr 2012 F	2012/04/26	2012/04/30
68560	BNP Paribas Arbit Issu B.V. – HSI R Bull CBBC Apr 2012 B	2012/04/26	2012/04/30
68561	BNP Paribas Arbit Issu B.V. – HSI R Bull CBBC Apr 2012 I	2012/04/26	2012/04/30
68565	BNP Paribas Arbit Issu B.V. – HSI R Bull CBBC Apr 2012 Y	2012/04/26	2012/04/30
68530	Merrill Lynch Int'l & Co. C.V. – HSI R Bull CBBC Apr 2012 K	2012/04/26	2012/04/30
68510	BNP Paribas Arbit Issu B.V. – HSI R Bull CBBC Apr 2012 K	2012/04/26	2012/04/30
68515	Credit Suisse AG – HSI R Bull CBBC Apr 2012 V	2012/04/26	2012/04/30
68538	Credit Suisse AG – HSI R Bull CBBC Apr 2012 W	2012/04/26	2012/04/30
61655	UBS AG – HSI R Bull CBBC Nov 2012 O	2012/04/26	2012/04/27
68578	KBC Fin Products Int'l Ltd. – HSI R Bull CBBC Apr 2012 D	2012/04/26	2012/04/30
68514	Merrill Lynch Int'l & Co. C.V. – HSI R Bull CBBC Apr 2012 J	2012/04/26	2012/04/30
65576	HK Bank – HSI R Bear CBBC Apr 2012 A	2012/04/26	2012/04/30
68595	CC Rabobank B.A. – HSI R Bull CBBC Apr 2012 F	2012/04/26	2012/04/30
68596	CC Rabobank B.A. – HSI R Bull CBBC Apr 2012 G	2012/04/26	2012/04/30
68513	BNP Paribas Arbit Issu B.V. – HSI R Bull CBBC Apr 2012 C	2012/04/26	2012/04/30
61654	BNP Paribas Arbit Issu B.V. – HSI R Bull CBBC Mar 2013 J	2012/04/26	2012/04/27
68546	Credit Suisse AG – HSI R Bull CBBC Apr 2012 P	2012/04/26	2012/04/30
68511	BNP Paribas Arbit Issu B.V. – HSI R Bull CBBC Apr 2012 W	2012/04/26	2012/04/30
68577	KBC Fin Products Int'l Ltd. – HSI R Bull CBBC Apr 2012 C	2012/04/26	2012/04/30
61643	BNP Paribas Arbit Issu B.V. – HSI R Bull CBBC Mar 2013 F	2012/04/26	2012/04/27
67951	Credit Suisse AG – HSI R Bull CBBC Apr 2012 D	2012/04/26	2012/04/30
67789	UBS AG – HSI R Bull CBBC Apr 2012 U	2012/04/26	2012/04/30
67731	Merrill Lynch Int'l & Co. C.V. – HSI R Bull CBBC Apr 2012 A	2012/04/26	2012/04/30
61647	Credit Suisse AG – TCH R Bull CBBC Sep 2012 D	2012/04/26	2012/04/27
67635	UBS AG – HSI R Bull CBBC Apr 2012 R	2012/04/26	2012/04/30
66189	SGA Societe Generale Acceptance N.V.-HSI R Bull CBBC Apr 12C	2012/04/26	2012/04/30
67525	SGA Societe Generale Acceptance N.V.-HSI R Bull CBBC Apr 12T	2012/04/26	2012/04/30
67524	SGA Societe Generale Acceptance N.V.-HSI R Bull CBBC Apr 12S	2012/04/26	2012/04/30
67523	SGA Societe Generale Acceptance N.V.-HSI R Bull CBBC Apr 12R	2012/04/26	2012/04/30
61646	Credit Suisse AG – TCH R Bull CBBC Sep 2012 C	2012/04/26	2012/04/27
67195	Credit Suisse AG – HSI R Bull CBBC Apr 2012 M	2012/04/26	2012/04/30
67906	Macquarie Bank Ltd. – HSI R Bull CBBC Apr 2012 C	2012/04/26	2012/04/30
61644	BNP Paribas Arbit Issu B.V. – HSI R Bull CBBC Mar 2013 G	2012/04/26	2012/04/27
67908	Macquarie Bank Ltd. – HSI R Bull CBBC Apr 2012 D	2012/04/26	2012/04/30
61642	Credit Suisse AG – HSI R Bull CBBC Aug 2012 F	2012/04/26	2012/04/27
67016	SGA Societe Generale Acceptance N.V.-HSI R Bull CBBC Apr 12N	2012/04/26	2012/04/30
66359	BNP Paribas Arbit Issu B.V. – HSI R Bull CBBC Apr 2012 J	2012/04/26	2012/04/30
61640	SGA Societe Generale Acceptance N.V.-HSI R Bull CBBC Aug 12E	2012/04/26	2012/04/27
66190	SGA Societe Generale Acceptance N.V.-HSI R Bull CBBC Apr 12D	2012/04/26	2012/04/30
68597	CC Rabobank B.A. – HSI R Bull CBBC Apr 2012 H	2012/04/26	2012/04/30
65952	Credit Suisse AG – HSI R Bull CBBC Apr 2012 J	2012/04/26	2012/04/30
65819	UBS AG – HSI R Bull CBBC Apr 2012 A	2012/04/26	2012/04/30
65611	HK Bank – HSI R Bear CBBC Apr 2012 B	2012/04/26	2012/04/30
61630	UBS AG – HSI R Bear CBBC Oct 2012 Y	2012/04/26	2012/04/27
61628	BNP Paribas Arbit Issu B.V. – HSI R Bear CBBC Jul 2012 A	2012/04/26	2012/04/27
61626	Credit Suisse AG – HSI R Bear CBBC Aug 2012 D	2012/04/26	2012/04/27
67192	Credit Suisse AG – HSI R Bull CBBC Apr 2012 Y	2012/04/26	2012/04/30
68177	CC Rabobank B.A. – HSI R Bull CBBC Apr 2012 C	2012/04/26	2012/04/30
68325	BNP Paribas Arbit Issu B.V. – HSI R Bull CBBC Apr 2012 R	2012/04/26	2012/04/30
68324	BNP Paribas Arbit Issu B.V. – HSI R Bull CBBC Apr 2012 Q	2012/04/26	2012/04/30
68323	BNP Paribas Arbit Issu B.V. – HSI R Bull CBBC Apr 2012 P	2012/04/26	2012/04/30
68320	BNP Paribas Arbit Issu B.V. – HSI R Bull CBBC Apr 2012 O	2012/04/26	2012/04/30
68316	BNP Paribas Arbit Issu B.V. – HSI R Bull CBBC Apr 2012 N	2012/04/26	2012/04/30
61653	Credit Suisse AG – HSI R Bull CBBC Aug 2012 L	2012/04/26	2012/04/27
68313	BNP Paribas Arbit Issu B.V. – HSI R Bull CBBC Apr 2012 M	2012/04/26	2012/04/30
68286	Credit Suisse AG – HSI R Bull CBBC Apr 2012 L	2012/04/26	2012/04/30

List of expired CBBC, 2012 (continued)

Code	CBBC	Last trading date	Delisted date
68282	Credit Suisse AG – HSI R Bull CBBC Apr 2012 H	2012/04/26	2012/04/30
68213	UBS AG – HSI R Bull CBBC Apr 2012 Y	2012/04/26	2012/04/30
68187	UBS AG – HSI R Bull CBBC Apr 2012 X	2012/04/26	2012/04/30
67903	UBS AG – HSI R Bull CBBC Apr 2012 W	2012/04/26	2012/04/30
68178	CC Rabobank B.A. – HSI R Bull CBBC Apr 2012 D	2012/04/26	2012/04/30
68418	Merrill Lynch Int'l & Co. C.V. – HSI R Bull CBBC Apr 2012 E	2012/04/26	2012/04/30
68094	KBC Fin Products Int'l Ltd. – HSI R Bull CBBC Apr 2012 B	2012/04/26	2012/04/30
68091	KBC Fin Products Int'l Ltd. – HSI R Bull CBBC Apr 2012 A	2012/04/26	2012/04/30
67957	Credit Suisse AG – HSI R Bull CBBC Apr 2012 A	2012/04/26	2012/04/30
67953	Credit Suisse AG – HSI R Bull CBBC Apr 2012 I	2012/04/26	2012/04/30
67526	SGA Societe Generale Acceptance N.V.-HSI R Bull CBBC Apr 12U	2012/04/26	2012/04/30
67950	Credit Suisse AG – HSI R Bull CBBC Apr 2012 C	2012/04/26	2012/04/30
67935	Macquarie Bank Ltd. – HSCEI R Bull CBBC Apr 2012 C	2012/04/26	2012/04/30
67929	Macquarie Bank Ltd. – HSCEI R Bull CBBC Apr 2012 B	2012/04/26	2012/04/30
67923	BNP Paribas Arbit Issu B.V. – HSI R Bull CBBC Apr 2012 S	2012/04/26	2012/04/30
61650	SGA Societe Generale Acceptance N.V.-HSI R Bull CBBC Aug 12F	2012/04/26	2012/04/27
67918	BNP Paribas Arbit Issu B.V. – HSI R Bull CBBC Apr 2012 X	2012/04/26	2012/04/30
67914	Macquarie Bank Ltd. – HSI R Bull CBBC Apr 2012 E	2012/04/26	2012/04/30
68182	CC Rabobank B.A. – HSI R Bull CBBC Apr 2012 E	2012/04/26	2012/04/30
69090	SGA Societe Generale Acceptance N.V.-HSI R Bull CBBC Apr 12J	2012/04/26	2012/04/30
68681	Merrill Lynch Int'l & Co. C.V. – HSI R Bull CBBC Apr 2012 M	2012/04/26	2012/04/30
69701	UBS AG – HSI R Bull CBBC Apr 2012 T	2012/04/26	2012/04/30
69963	Citigroup Global Mkt H Inc. – HSI R Bull CBBC Apr 2012 B	2012/04/26	2012/04/30
69087	SGA Societe Generale Acceptance N.V.-HSI R Bull CBBC Apr 12V	2012/04/26	2012/04/30
67194	Credit Suisse AG – HSI R Bull CBBC Apr 2012 Z	2012/04/26	2012/04/30
68739	Macquarie Bank Ltd. – HSCEI R Bull CBBC Apr 2012 E	2012/04/26	2012/04/30
68680	Merrill Lynch Int'l & Co. C.V. – HSI R Bull CBBC Apr 2012 L	2012/04/26	2012/04/30
69801	UBS AG – HSI R Bull CBBC Apr 2012 S	2012/04/26	2012/04/30
69466	Daiwa Capital Mkt – HSI R Bull CBBC Apr 2012 M	2012/04/26	2012/04/30
69089	SGA Societe Generale Acceptance N.V.-HSI R Bull CBBC Apr 12A	2012/04/26	2012/04/30
69990	Daiwa Capital Mkt – HSI R Bull CBBC Apr 2012 A	2012/04/26	2012/04/30
69084	SGA Societe Generale Acceptance N.V.-HSI R Bull CBBC Apr 12G	2012/04/26	2012/04/30
69085	SGA Societe Generale Acceptance N.V.-HSI R Bull CBBC Apr 12K	2012/04/26	2012/04/30
69086	SGA Societe Generale Acceptance N.V.-HSI R Bull CBBC Apr 12Q	2012/04/26	2012/04/30
69088	SGA Societe Generale Acceptance N.V.-HSI R Bull CBBC Apr 12W	2012/04/26	2012/04/30
69975	UBS AG – HSI R Bull CBBC Apr 2012 D	2012/04/26	2012/04/30
68603	UBS AG – HSI R Bull CBBC Apr 2012 E	2012/04/26	2012/04/30
60038	SGA Societe Generale Acceptance N.V.-HSI R Bull CBBC Apr 12P	2012/04/26	2012/04/30
60079	Credit Suisse AG – HSI R Bull CBBC Apr 2012 U	2012/04/26	2012/04/30
69566	J P Morgan SP BV – HSI R Bull CBBC Apr 2012 L	2012/04/26	2012/04/30
68647	CC Rabobank B.A. – HSI R Bull CBBC Apr 2012 I	2012/04/26	2012/04/30
69933	UBS AG – HSI R Bull CBBC Apr 2012 M	2012/04/26	2012/04/30
68620	Macquarie Bank Ltd. – HSI R Bull CBBC Apr 2012 J	2012/04/26	2012/04/30
60080	Credit Suisse AG – HSI R Bull CBBC Apr 2012 K	2012/04/26	2012/04/30
68621	Macquarie Bank Ltd. – HSCEI R Bull CBBC Apr 2012 D	2012/04/26	2012/04/30
60123	Credit Suisse AG – HKEx R Bull CBBC Jun 2012 A	2012/04/26	2012/04/27
69663	UBS AG – HSI R Bull CBBC Apr 2012 L	2012/04/26	2012/04/30
60016	Credit Suisse AG – A50 China R Bull CBBC Apr 2012 C	2012/04/27	2012/05/02
61651	Credit Suisse AG – HSI R Bear CBBC Aug 2012 S	2012/04/27	2012/04/30
61657	SGA Societe Generale Acceptance N.V.-HSI R Bull CBBC Aug 12G	2012/04/27	2012/04/30
61672	Credit Suisse AG – HSI R Bull CBBC Aug 2012 K	2012/04/27	2012/04/30
61652	UBS AG – HSI R Bear CBBC Jul 2012 A	2012/04/27	2012/04/30
61675	UBS AG – HSI R Bull CBBC Nov 2012 P	2012/04/27	2012/04/30
61676	BNP Paribas Arbit Issu B.V. – HSI R Bull CBBC Mar 2013 K	2012/04/27	2012/04/30
68594	UBS AG – A50 China R Bull CBBC Apr 2012 A	2012/04/27	2012/05/02
60452	UBS AG – COVS R Bear CBBC May 2012 C	2012/04/27	2012/04/30
61662	Credit Suisse AG – China Life R Bull CBBC Sep 2012 A	2012/04/27	2012/04/30
68707	UBS AG – AIA R Bull CBBC Apr 2012 B	2012/04/27	2012/05/02
61658	Credit Suisse AG – HSI R Bull CBBC Aug 2012 J	2012/04/27	2012/04/30
68414	UBS AG – ICBC R Bull CBBC Apr 2012 C	2012/04/27	2012/05/02
61423	UBS AG – Ping An R Bear CBBC Sep 2012 A	2012/04/27	2012/04/30
68065	UBS AG – Hutchison R Bull CBBC Apr 2012 B	2012/04/27	2012/05/02
68417	UBS AG – CNOOC R Bull CBBC Apr 2012 B	2012/04/27	2012/05/02
61663	Credit Suisse AG – China Life R Bull CBBC Sep 2012 B	2012/04/27	2012/04/30
69401	Daiwa Capital Mkt – A50 China R Bull CBBC May 2012 C	2012/04/30	2012/05/03
61671	UBS AG – HSI R Bear CBBC Aug 2012 C	2012/04/30	2012/05/02
61659	Credit Suisse AG – HSI R Bear CBBC Aug 2012 B	2012/04/30	2012/05/02
61315	UBS AG – HSI R Bear CBBC Jul 2012 B	2012/04/30	2012/05/02
61661	Credit Suisse AG – HSI R Bear CBBC Aug 2012 C	2012/04/30	2012/05/02
61660	SGA Societe Generale Acceptance N.V.-HSI R Bear CBBC Sep 12U	2012/04/30	2012/05/02
61687	BNP Paribas Arbit Issu B.V. – HSI R Bear CBBC Jul 2012 R	2012/04/30	2012/05/02
61587	SGA Societe Generale Acceptance N.V.-HSI R Bear CBBC Aug 12O	2012/04/30	2012/05/02
61688	BNP Paribas Arbit Issu B.V. – HSI R Bear CBBC Jul 2012 T	2012/04/30	2012/05/02
61609	UBS AG – HSI R Bear CBBC Oct 2012 V	2012/04/30	2012/05/02
61686	Credit Suisse AG – HSI R Bear CBBC Aug 2012 A	2012/04/30	2012/05/02
61247	Credit Suisse AG – TCH R Bear CBBC Sep 2012 B	2012/04/30	2012/05/02
61678	SGA Societe Generale Acceptance N.V.-HSI R Bull CBBC Aug 12H	2012/04/30	2012/05/02
61462	J P Morgan SP BV – HSI R Bear CBBC Aug 2012 U	2012/04/30	2012/05/02
61691	Credit Suisse AG – HSI R Bear CBBC Aug 2012 E	2012/04/30	2012/05/02
61694	UBS AG – HSI R Bear CBBC Jul 2012 J	2012/04/30	2012/05/02
61488	Merrill Lynch Int'l & Co. C.V. – HSI R Bear CBBC Nov 2012 B	2012/04/30	2012/05/02
61280	SGA Societe Generale Acceptance N.V.-HSI R Bear CBBC Aug 12M	2012/04/30	2012/05/02
61282	Credit Suisse AG – HSI R Bear CBBC Jun 2012 I	2012/04/30	2012/05/02
61685	UBS AG – HSI R Bull CBBC Oct 2012 Z	2012/04/30	2012/05/02
61684	Credit Suisse AG – HSI R Bull CBBC Aug 2012 Y	2012/04/30	2012/05/02
61295	BNP Paribas Arbit Issu B.V. – HSI R Bear CBBC Jul 2012 Q	2012/04/30	2012/05/02
61692	UBS AG – HSI R Bear CBBC Jul 2012 R	2012/04/30	2012/05/02

List of expired CBBC, 2012 (continued)

Code	CBBC	Last trading date	Delisted date
61697	SGA Societe Generale Acceptance N.V.-HSI R Bear CBBC Aug 12R	2012/05/02	2012/05/03
61698	SGA Societe Generale Acceptance N.V.-HSI R Bear CBBC Aug 12S	2012/05/02	2012/05/03
61705	SGA Societe Generale Acceptance N.V.-HSI R Bear CBBC Aug 12U	2012/05/02	2012/05/03
61710	UBS AG – HSI R Bear CBBC Oct 2012 W	2012/05/02	2012/05/03
61711	UBS AG – HSI R Bear CBBC Oct 2012 Z	2012/05/02	2012/05/03
61473	Credit Suisse AG – HSI R Bear CBBC Jul 2012 W	2012/05/02	2012/05/03
61167	SGA Societe Generale Acceptance N.V.-HSI R Bear CBBC Aug 12I	2012/05/02	2012/05/03
61713	UBS AG – HSI R Bear CBBC Sep 2012 C	2012/05/02	2012/05/03
61704	Credit Suisse AG – HSI R Bear CBBC Aug 2012 F	2012/05/02	2012/05/03
61272	SGA Societe Generale Acceptance N.V.-HSI R Bear CBBC Sep 12S	2012/05/02	2012/05/03
61219	UBS AG – HSI R Bear CBBC Aug 2012 H	2012/05/02	2012/05/03
61236	Credit Suisse AG – HSI R Bear CBBC Jun 2012 E	2012/05/02	2012/05/03
61218	Daiwa Capital Mkt – HSI R Bear CBBC Jun 2012 X	2012/05/02	2012/05/03
61241	UBS AG – HSI R Bear CBBC Jul 2012 C	2012/05/02	2012/05/03
61248	SGA Societe Generale Acceptance N.V.-HSI R Bear CBBC Sep 12P	2012/05/02	2012/05/03
61448	Citigroup Global Mkt H Inc. – HSI R Bear CBBC Jul 2012 A	2012/05/02	2012/05/03
61608	Credit Suisse AG – A50 China R Bear CBBC Sep 2012 A	2012/05/02	2012/05/03
61260	Daiwa Capital Mkt – HSI R Bear CBBC Jun 2012 Y	2012/05/02	2012/05/03
61265	UBS AG – HSI R Bear CBBC Jun 2012 I	2012/05/02	2012/05/03
61268	BNP Paribas Arbit Issu B.V. – HSI R Bear CBBC Jul 2012 O	2012/05/02	2012/05/03
61269	BNP Paribas Arbit Issu B.V. – HSI R Bear CBBC Jul 2012 P	2012/05/02	2012/05/03
61166	SGA Societe Generale Acceptance N.V.-HSI R Bear CBBC Aug 12H	2012/05/02	2012/05/03
61271	SGA Societe Generale Acceptance N.V.-HSI R Bear CBBC Sep 12R	2012/05/02	2012/05/03
61328	UBS AG – HSI R Bear CBBC Sep 2012 V	2012/05/02	2012/05/03
61526	Goldman Sachs SP (Asia) – HSI R Bear CBBC Jul 2012 C	2012/05/02	2012/05/03
61427	HK Bank – HSI R Bear CBBC Dec 2012 K	2012/05/02	2012/05/03
61641	Credit Suisse AG – HSI R Bear CBBC Aug 2012 Q	2012/05/02	2012/05/03
61173	Credit Suisse AG – HSI R Bear CBBC Jun 2012 O	2012/05/02	2012/05/03
61293	Credit Suisse AG – HSI R Bear CBBC Sep 2012 Y	2012/05/02	2012/05/03
61172	Credit Suisse AG – HSI R Bear CBBC Jun 2012 K	2012/05/02	2012/05/03
61171	UBS AG – HSI R Bear CBBC Jun 2012 N	2012/05/02	2012/05/03
61299	Daiwa Capital Mkt – HSCEI R Bear CBBC Aug 2012 B	2012/05/02	2012/05/03
61699	SGA Societe Generale Acceptance N.V.-HSI R Bear CBBC Aug 12T	2012/05/02	2012/05/03
61411	Daiwa Capital Mkt – A50 China R Bear CBBC Dec 2012 A	2012/05/02	2012/05/03
61321	J P Morgan SP BV – HSI R Bear CBBC Aug 2012 P	2012/05/02	2012/05/03
61507	J P Morgan SP BV – HSI R Bear CBBC Sep 2012 C	2012/05/02	2012/05/03
61723	BNP Paribas Arbit Issu B.V. – HSI R Bear CBBC Aug 2012 A	2012/05/03	2012/05/04
61512	HK Bank – China Mobile R Bear CBBC Dec 2012 B	2012/05/03	2012/05/04
61722	UBS AG – HSI R Bear CBBC Sep 2012 U	2012/05/03	2012/05/04
61717	Credit Suisse AG – HSI R Bear CBBC Aug 2012 V	2012/05/03	2012/05/04
61730	Credit Suisse AG – HSI R Bear CBBC Aug 2012 H	2012/05/04	2012/05/07
68593	UBS AG – ICBC R Bull CBBC May 2012 A	2012/05/04	2012/05/08
68589	UBS AG – CC Bank R Bull CBBC May 2012 C	2012/05/04	2012/05/08
68581	UBS AG – HKEx R Bull CBBC May 2012 B	2012/05/04	2012/05/08
68700	UBS AG – Sinopec Corp R Bull CBBC May 2012 A	2012/05/04	2012/05/08
68702	UBS AG – Petrochina R Bull CBBC May 2012 A	2012/05/04	2012/05/08
61733	UBS AG – HSI R Bear CBBC Aug 2012 B	2012/05/04	2012/05/07
61725	Credit Suisse AG – China Life R Bear CBBC Oct 2012 A	2012/05/04	2012/05/07
69996	UBS AG – A50 China R Bull CBBC May 2012 I	2012/05/04	2012/05/08
61729	Credit Suisse AG – HSI R Bear CBBC Aug 2012 G	2012/05/04	2012/05/07
61726	Credit Suisse AG – TCH R Bear CBBC Oct 2012 B	2012/05/04	2012/05/07
69880	UBS AG – China Life R Bull CBBC May 2012 H	2012/05/04	2012/05/08
69870	UBS AG – HSBC R Bull CBBC May 2012 A	2012/05/04	2012/05/08
68060	UBS AG – CC Bank R Bull CBBC May 2012 A	2012/05/04	2012/05/08
61702	UBS AG – HSI R Bull CBBC Nov 2012 Q	2012/05/07	2012/05/08
61670	HK Bank – HSI R Bull CBBC Oct 2012 G	2012/05/07	2012/05/08
61738	SGA Societe Generale Acceptance N.V.-HSI R Bull CBBC Nov 12V	2012/05/07	2012/05/08
61739	SGA Societe Generale Acceptance N.V.-HSI R Bull CBBC Nov 12W	2012/05/07	2012/05/08
61742	Credit Suisse AG – HSI R Bull CBBC Aug 2012 J	2012/05/07	2012/05/08
61743	BNP Paribas Arbit Issu B.V. – HSI R Bull CBBC Mar 2013 O	2012/05/07	2012/05/08
60020	UBS AG – HSI R Bull CBBC Aug 2012 M	2012/05/07	2012/05/08
61744	SGA Societe Generale Acceptance N.V.-HSI R Bull CBBC Nov 12X	2012/05/07	2012/05/08
61736	BNP Paribas Arbit Issu B.V. – HSI R Bull CBBC Mar 2013 M	2012/05/07	2012/05/08
61639	Merrill Lynch Int'l & Co. C.V. – HSI R Bull CBBC Nov 2012 B	2012/05/07	2012/05/08
69287	UBS AG – HSI R Bull CBBC Aug 2012 F	2012/05/07	2012/05/08
69872	UBS AG – SHK Ppt R Bull CBBC Jun 2012 B	2012/05/07	2012/05/08
61575	SGA Societe Generale Acceptance N.V.-HSI R Bull CBBC Aug 12B	2012/05/07	2012/05/08
69873	UBS AG – Sinopec Corp R Bull CBBC Jun 2012 C	2012/05/07	2012/05/08
61593	J P Morgan SP BV – HSI R Bull CBBC Sep 2012 H	2012/05/07	2012/05/08
61701	BNP Paribas Arbit Issu B.V. – HSI R Bull CBBC Mar 2013 L	2012/05/07	2012/05/08
61584	UBS AG – HSI R Bull CBBC Oct 2012 Y	2012/05/07	2012/05/08
61745	UBS AG – HSI R Bull CBBC Nov 2012 S	2012/05/07	2012/05/08
61573	Credit Suisse AG – HSI R Bull CBBC Jul 2012 G	2012/05/07	2012/05/08
61716	Credit Suisse AG – HSI R Bull CBBC Aug 2012 Q	2012/05/07	2012/05/08
67809	UBS AG – HSI R Bull CBBC Aug 2012 C	2012/05/07	2012/05/08
69806	UBS AG – HSI R Bull CBBC Aug 2012 J	2012/05/07	2012/05/08
69804	UBS AG – HSI R Bull CBBC Aug 2012 I	2012/05/07	2012/05/08
61681	Goldman Sachs SP (Asia) – HSI R Bull CBBC Jul 2012 G	2012/05/07	2012/05/08
60002	UBS AG – HSI R Bull CBBC Aug 2012 L	2012/05/07	2012/05/08
61719	UBS AG – HSI R Bull CBBC Dec 2012 Y	2012/05/07	2012/05/08
61737	BNP Paribas Arbit Issu B.V. – HSI R Bull CBBC Mar 2013 N	2012/05/07	2012/05/08
61580	BNP Paribas Arbit Issu B.V. – HSI R Bull CBBC Mar 2013 D	2012/05/07	2012/05/08
67808	UBS AG – HSI R Bull CBBC Aug 2012 B	2012/05/07	2012/05/08
69860	Daiwa Capital Mkt – A50 China R Bull CBBC May 2012 D	2012/05/07	2012/05/09
61728	Credit Suisse AG – HSI R Bull CBBC Aug 2012 F	2012/05/07	2012/05/08
61700	SGA Societe Generale Acceptance N.V.-HSI R Bull CBBC Nov 12T	2012/05/07	2012/05/08
61689	Credit Suisse AG – HSI R Bull CBBC Aug 2012 E	2012/05/07	2012/05/08

List of expired CBBC, 2012 (continued)

Code	CBBC	Last trading date	Delisted date
61703	Credit Suisse AG – HSI R Bull CBBC Aug 2012 Z	2012/05/07	2012/05/08
61731	UBS AG – HSI R Bull CBBC Dec 2012 Z	2012/05/07	2012/05/08
61690	UBS AG – HSI R Bull CBBC Oct 2012 S	2012/05/07	2012/05/08
61734	Credit Suisse AG – HSI R Bull CBBC Aug 2012 L	2012/05/07	2012/05/08
61735	UBS AG – HSI R Bull CBBC Nov 2012 R	2012/05/07	2012/05/08
61574	SGA Societe Generale Acceptance N.V.-HSI R Bull CBBC Aug 12A	2012/05/08	2012/05/09
61578	BNP Paribas Arbit Issu B.V. – HSCEI R Bull CBBC Mar 2013 C	2012/05/08	2012/05/09
61513	HK Bank – SHK Ppt R Bull CBBC Jan 2013 A	2012/05/08	2012/05/09
61766	Credit Suisse AG – HSI R Bull CBBC Aug 2012 K	2012/05/08	2012/05/09
61777	BNP Paribas Arbit Issu B.V. – HSI R Bull CBBC Mar 2013 P	2012/05/08	2012/05/09
61776	UBS AG – HSI R Bull CBBC Jan 2013 H	2012/05/08	2012/05/09
61775	UBS AG – HSI R Bull CBBC Oct 2012 T	2012/05/08	2012/05/09
61772	UBS AG – TCH R Bull CBBC Sep 2012 D	2012/05/08	2012/05/09
61770	Credit Suisse AG – TCH R Bull CBBC Oct 2012 D	2012/05/08	2012/05/09
61714	SGA Societe Generale Acceptance N.V.-HSI R Bull CBBC Nov 12U	2012/05/08	2012/05/09
61768	Credit Suisse AG – HSI R Bull CBBC Aug 2012 Y	2012/05/08	2012/05/09
61581	BNP Paribas Arbit Issu B.V. – HSI R Bull CBBC Mar 2013 E	2012/05/08	2012/05/09
61748	UBS AG – China Life R Bull CBBC Sep 2012 A	2012/05/08	2012/05/09
61715	Credit Suisse AG – HSI R Bull CBBC Aug 2012 V	2012/05/08	2012/05/09
61677	UBS AG – HSI R Bull CBBC Jan 2013 F	2012/05/08	2012/05/09
61614	UBS AG – HSCEI R Bull CBBC Oct 2012 C	2012/05/08	2012/05/09
61602	Credit Suisse AG – HSI R Bull CBBC Aug 2012 D	2012/05/08	2012/05/09
61599	UBS AG – HSI R Bull CBBC Nov 2012 M	2012/05/08	2012/05/09
61769	Credit Suisse AG – TCH R Bull CBBC Oct 2012 C	2012/05/08	2012/05/09
61385	HK Bank – Sinopec Corp R Bull CBBC Dec 2012 B	2012/05/08	2012/05/09
61807	Credit Suisse AG – HSI R Bull CBBC Aug 2012 T	2012/05/09	2012/05/10
61800	SGA Societe Generale Acceptance N.V.-HSI R Bull CBBC Aug 12J	2012/05/09	2012/05/10
61802	SGA Societe Generale Acceptance N.V.-HSI R Bull CBBC Aug 12L	2012/05/09	2012/05/10
61803	SGA Societe Generale Acceptance N.V.-HSI R Bull CBBC Aug 12M	2012/05/09	2012/05/10
61804	SGA Societe Generale Acceptance N.V.-HSI R Bull CBBC Aug 12N	2012/05/09	2012/05/10
61557	J P Morgan SP BV – HSI R Bull CBBC Sep 2012 D	2012/05/09	2012/05/10
61516	Credit Suisse AG – HSI R Bull CBBC Jul 2012 Q	2012/05/09	2012/05/10
61806	SGA Societe Generale Acceptance N.V.-HSI R Bull CBBC Aug 12P	2012/05/09	2012/05/10
61797	BNP Paribas Arbit Issu B.V. – HSI R Bull CBBC Mar 2013 H	2012/05/09	2012/05/10
61808	UBS AG – HSI R Bull CBBC Nov 2012 T	2012/05/09	2012/05/10
61811	UBS AG – HSI R Bull CBBC Dec 2012 C	2012/05/09	2012/05/10
61812	UBS AG – HSI R Bull CBBC Dec 2012 D	2012/05/09	2012/05/10
61521	BNP Paribas Arbit Issu B.V. – HSI R Bull CBBC Mar 2013 Z	2012/05/09	2012/05/10
61520	UBS AG – HSI R Bull CBBC Nov 2012 F	2012/05/09	2012/05/10
61805	SGA Societe Generale Acceptance N.V.-HSI R Bull CBBC Aug 12O	2012/05/09	2012/05/10
61798	BNP Paribas Arbit Issu B.V. – HSI R Bull CBBC Mar 2013 I	2012/05/09	2012/05/10
61801	SGA Societe Generale Acceptance N.V.-HSI R Bull CBBC Aug 12K	2012/05/09	2012/05/10
61796	BNP Paribas Arbit Issu B.V. – HSI R Bull CBBC Mar 2013 Q	2012/05/09	2012/05/10
61795	Goldman Sachs SP (Asia) – HSI R Bull CBBC Aug 2012 D	2012/05/09	2012/05/10
61794	Goldman Sachs SP (Asia) – HSI R Bull CBBC Aug 2012 C	2012/05/09	2012/05/10
61793	Credit Suisse AG – HSI R Bull CBBC Aug 2012 S	2012/05/09	2012/05/10
60362	UBS AG – Li & Fung R Bull CBBC Jul 2012 A	2012/05/09	2012/05/10
61792	Credit Suisse AG – HSI R Bull CBBC Aug 2012 R	2012/05/09	2012/05/10
60026	UBS AG – HKEx R Bull CBBC May 2012 G	2012/05/09	2012/05/10
61620	Credit Suisse AG – TCH R Bull CBBC Oct 2012 B	2012/05/09	2012/05/10
61629	SGA Societe Generale Acceptance N.V.-HSI R Bull CBBC Aug 12D	2012/05/09	2012/05/10
60482	UBS AG – Hutchison R Bull CBBC Jul 2012 D	2012/05/09	2012/05/10
61673	UBS AG – HKEx R Bull CBBC Sep 2012 B	2012/05/09	2012/05/10
61680	Goldman Sachs SP (Asia) – HSI R Bull CBBC Jul 2012 F	2012/05/09	2012/05/10
61799	SGA Societe Generale Acceptance N.V.-HSI R Bull CBBC Aug 12I	2012/05/09	2012/05/10
61503	UBS AG – HSI R Bull CBBC Oct 2012 O	2012/05/09	2012/05/10
60158	UBS AG – CC Bank R Bull CBBC Jun 2012 A	2012/05/09	2012/05/10
61493	Credit Suisse AG – HSI R Bull CBBC Jul 2012 C	2012/05/09	2012/05/10
61554	UBS AG – HSI R Bull CBBC Oct 2012 P	2012/05/10	2012/05/11
61818	UBS AG – HSI R Bull CBBC Oct 2012 J	2012/05/10	2012/05/11
61817	Credit Suisse AG – HSI R Bull CBBC Sep 2012 T	2012/05/10	2012/05/11
61816	Credit Suisse AG – HSI R Bull CBBC Sep 2012 S	2012/05/10	2012/05/11
61815	Credit Suisse AG – HSI R Bull CBBC Sep 2012 R	2012/05/10	2012/05/11
69391	UBS AG – Sinopec Corp R Bull CBBC Jun 2012 B	2012/05/10	2012/05/11
61550	Credit Suisse AG – HSI R Bull CBBC Jul 2012 I	2012/05/10	2012/05/11
61821	UBS AG – HSI R Bull CBBC Dec 2012 E	2012/05/10	2012/05/11
61553	UBS AG – HSI R Bull CBBC Nov 2012 G	2012/05/10	2012/05/11
69490	Credit Suisse AG – HKEx R Bull CBBC May 2012 D	2012/05/10	2012/05/11
61556	J P Morgan SP BV – HSI R Bull CBBC Sep 2012 C	2012/05/10	2012/05/11
61624	Merrill Lynch Int'l & Co. C.V. – HSI R Bull CBBC Nov 2012 A	2012/05/10	2012/05/11
61474	Credit Suisse AG – HSI R Bull CBBC Jul 2012 W	2012/05/10	2012/05/11
61616	UBS AG – HSI R Bull CBBC Dec 2012 V	2012/05/10	2012/05/11
61494	Credit Suisse AG – HSI R Bull CBBC Jul 2012 J	2012/05/10	2012/05/11
61515	SGA Societe Generale Acceptance N.V.-HSI R Bull CBBC Jul 12C	2012/05/10	2012/05/11
61679	Goldman Sachs SP (Asia) – HSI R Bull CBBC Jul 2012 E	2012/05/10	2012/05/11
61514	SGA Societe Generale Acceptance N.V.-HSI R Bull CBBC Jul 12X	2012/05/10	2012/05/11
61517	Credit Suisse AG – HSI R Bull CBBC Jul 2012 Z	2012/05/10	2012/05/11
61668	HK Bank – HSI R Bull CBBC Oct 2012 F	2012/05/10	2012/05/11
61519	UBS AG – HSI R Bull CBBC Sep 2012 A	2012/05/10	2012/05/11
61522	BNP Paribas Arbit Issu B.V. – HSI R Bull CBBC Mar 2013 A	2012/05/10	2012/05/11
61523	BNP Paribas Arbit Issu B.V. – HSI R Bull CBBC Mar 2013 B	2012/05/10	2012/05/11
60376	HK Bank – PetCh R Bull CBBC Dec 2012 A	2012/05/10	2012/05/11
61773	UBS AG – Ping An R Bull CBBC Sep 2012 A	2012/05/11	2012/05/14
61825	Credit Suisse AG – HSI R Bull CBBC Sep 2012 U	2012/05/11	2012/05/14
61823	UBS AG – HSI R Bull CBBC Dec 2012 F	2012/05/11	2012/05/14
61533	Credit Suisse AG – HSI R Bull CBBC Sep 2012 B	2012/05/11	2012/05/14
60243	BNP Paribas Arbit Issu B.V. – HSI R Bull CBBC Jun 2012 G	2012/05/11	2012/05/14

List of expired CBBC, 2012 (continued)

Code	CBBC	Last trading date	Delisted date
60246	SGA Societe Generale Acceptance N.V.-HSI R Bull CBBC May 12O	2012/05/11	2012/05/14
60257	Credit Suisse AG – HSI R Bull CBBC Aug 2012 H	2012/05/11	2012/05/14
61824	UBS AG – HSI R Bull CBBC Nov 2012 V	2012/05/11	2012/05/14
60387	UBS AG – CNOOC R Bull CBBC Jun 2012 B	2012/05/11	2012/05/14
61365	BNP Paribas Arbit Issu B.V. – HSCEI R Bull CBBC Dec 2012 F	2012/05/11	2012/05/14
60305	J P Morgan SP BV – HSI R Bull CBBC May 2012 T	2012/05/11	2012/05/14
60140	Credit Suisse AG – CCB R Bull CBBC May 2012 C	2012/05/11	2012/05/14
68633	UBS AG – HKEx R Bull CBBC May 2012 C	2012/05/11	2012/05/15
68592	UBS AG – AIA R Bull CBBC May 2012 C	2012/05/11	2012/05/15
60033	UBS AG – China Shenhua R Bull CBBC Aug 2012 A	2012/05/11	2012/05/14
69927	UBS AG – A50 China R Bull CBBC May 2012 H	2012/05/11	2012/05/15
68945	Credit Suisse AG – HKEx R Bull CBBC May 2012 C	2012/05/11	2012/05/15
61351	UBS AG – HSI R Bull CBBC Jan 2013 D	2012/05/11	2012/05/14
61664	Credit Suisse AG – China Life R Bull CBBC Sep 2012 C	2012/05/11	2012/05/14
60177	Daiwa Capital Mkt – HSI R Bull CBBC May 2012 O	2012/05/11	2012/05/14
60225	Daiwa Capital Mkt – HSI R Bull CBBC May 2012 Z	2012/05/11	2012/05/14
60550	HK Bank – HKEx R Bull CBBC Oct 2012 A	2012/05/11	2012/05/14
60062	Daiwa Capital Mkt – HSCEI R Bull CBBC Jun 2012 B	2012/05/11	2012/05/14
60546	CC Rabobank B.A. – HSI R Bull CBBC Nov 2012 D	2012/05/11	2012/05/14
60235	UBS AG – HSI R Bull CBBC Aug 2012 U	2012/05/11	2012/05/14
61340	SGA Societe Generale Acceptance N.V.-HSI R Bull CBBC Nov 12I	2012/05/11	2012/05/14
61113	Goldman Sachs SP (Asia) – HSI R Bull CBBC Jun 2012 F	2012/05/11	2012/05/14
61718	UBS AG – HSI R Bull CBBC Jan 2013 G	2012/05/11	2012/05/14
60829	Credit Suisse AG – HSI R Bull CBBC Nov 2012 O	2012/05/11	2012/05/14
61879	SGA Societe Generale Acceptance N.V.-HSI R Bull CBBC Sep 12D	2012/05/14	2012/05/15
61859	UBS AG – HSI R Bull CBBC Nov 2012 U	2012/05/14	2012/05/15
61339	SGA Societe Generale Acceptance N.V.-HSI R Bull CBBC Nov 12H	2012/05/14	2012/05/15
60032	UBS AG – CC Bank R Bull CBBC Jul 2012 C	2012/05/14	2012/05/15
61607	Credit Suisse AG – A50 China R Bull CBBC Sep 2012 C	2012/05/14	2012/05/15
61338	SGA Societe Generale Acceptance N.V.-HSI R Bull CBBC Nov 12G	2012/05/14	2012/05/15
61880	SGA Societe Generale Acceptance N.V.-HSI R Bull CBBC Sep 12E	2012/05/14	2012/05/15
61611	UBS AG – China Life R Bull CBBC Oct 2012 A	2012/05/14	2012/05/15
61881	SGA Societe Generale Acceptance N.V.-HSI R Bull CBBC Nov 12K	2012/05/14	2012/05/15
60402	Credit Suisse AG – HSI R Bull CBBC Jul 2012 B	2012/05/14	2012/05/15
61887	UBS AG – HSI R Bull CBBC Oct 2012 V	2012/05/14	2012/05/15
60082	UBS AG – HSCEI R Bull CBBC Sep 2012 B	2012/05/14	2012/05/15
60437	Credit Suisse AG – HSI R Bull CBBC Nov 2012 G	2012/05/14	2012/05/15
61883	SGA Societe Generale Acceptance N.V.-HSI R Bull CBBC Nov 12O	2012/05/14	2012/05/15
61882	SGA Societe Generale Acceptance N.V.-HSI R Bull CBBC Nov 12N	2012/05/14	2012/05/15
60464	J P Morgan SP BV – HSI R Bull CBBC Jul 2012 D	2012/05/14	2012/05/15
61329	UBS AG – HSI R Bull CBBC Jan 2013 C	2012/05/14	2012/05/15
69173	Credit Suisse AG – Sinopec Corp R Bull CBBC Jul 2012 A	2012/05/14	2012/05/15
61890	BNP Paribas Arbit Issu B.V. – HSI R Bull CBBC Mar 2013 V	2012/05/14	2012/05/15
60236	UBS AG – HSI R Bull CBBC Sep 2012 M	2012/05/14	2012/05/15
61839	Goldman Sachs SP (Asia) – HSI R Bull CBBC Aug 2012 F	2012/05/14	2012/05/15
60212	HK Bank – CC Bank R Bull CBBC Oct 2012 A	2012/05/14	2012/05/15
61849	Credit Suisse AG – HSI R Bull CBBC Aug 2012 J	2012/05/14	2012/05/15
60175	SGA Societe Generale Acceptance N.V.-HSI R Bull CBBC May 12R	2012/05/14	2012/05/15
61838	Goldman Sachs SP (Asia) – HSI R Bull CBBC Aug 2012 E	2012/05/14	2012/05/15
60245	Merrill Lynch Int'l & Co. C.V. – HSI R Bull CBBC Sep 2012 D	2012/05/14	2012/05/15
60197	BNP Paribas Arbit Issu B.V. – HSI R Bull CBBC Jun 2012 Z	2012/05/14	2012/05/15
61545	Goldman Sachs SP (Asia) – HSI R Bull CBBC Jul 2012 A	2012/05/14	2012/05/15
61847	Credit Suisse AG – HSI R Bull CBBC Aug 2012 E	2012/05/14	2012/05/15
60924	J P Morgan SP BV – HSI R Bull CBBC Aug 2012 P	2012/05/14	2012/05/15
61846	BNP Paribas Arbit Issu B.V. – HSI R Bull CBBC Mar 2013 U	2012/05/14	2012/05/15
60172	Credit Suisse AG – HSI R Bull CBBC Jul 2012 R	2012/05/14	2012/05/15
60199	BNP Paribas Arbit Issu B.V. – HSI R Bull CBBC Jun 2012 A	2012/05/14	2012/05/15
61858	UBS AG – HSI R Bull CBBC Nov 2012 W	2012/05/14	2012/05/15
60351	UBS AG – HSI R Bull CBBC Nov 2012 B	2012/05/14	2012/05/15
60174	SGA Societe Generale Acceptance N.V.-HSI R Bull CBBC May 12L	2012/05/14	2012/05/15
60209	Credit Suisse AG – HSI R Bull CBBC May 2012 G	2012/05/14	2012/05/15
61848	Credit Suisse AG – HSI R Bull CBBC Aug 2012 F	2012/05/14	2012/05/15
61856	SGA Societe Generale Acceptance N.V.-HSI R Bull CBBC Nov 12E	2012/05/14	2012/05/15
61842	BNP Paribas Arbit Issu B.V. – HSI R Bull CBBC Mar 2013 T	2012/05/14	2012/05/15
60320	Credit Suisse AG – Hutchison R Bull CBBC May 2012 C	2012/05/14	2012/05/15
61857	SGA Societe Generale Acceptance N.V.-HSI R Bull CBBC Nov 12D	2012/05/14	2012/05/15
60312	HK Bank – HSI R Bull CBBC Oct 2012 E	2012/05/14	2012/05/15
60178	Daiwa Capital Mkt – HSI R Bull CBBC May 2012 P	2012/05/14	2012/05/15
60179	UBS AG – HSI R Bull CBBC Aug 2012 R	2012/05/14	2012/05/15
60914	HK Bank – Hutchison R Bull CBBC Nov 2012 B	2012/05/14	2012/05/15
61447	Citigroup Global Mkt H Inc. – HSI R Bull CBBC Sep 2012 A	2012/05/14	2012/05/15
61841	BNP Paribas Arbit Issu B.V. – HSI R Bull CBBC Mar 2013 S	2012/05/14	2012/05/15
61853	SGA Societe Generale Acceptance N.V.-HSI R Bull CBBC Nov 12Z	2012/05/14	2012/05/15
61840	BNP Paribas Arbit Issu B.V. – HSI R Bull CBBC Mar 2013 R	2012/05/14	2012/05/15
61852	SGA Societe Generale Acceptance N.V.-HSI R Bull CBBC Nov 12Y	2012/05/14	2012/05/15
60871	SGA Societe Generale Acceptance N.V.-HSI R Bull CBBC Oct 12F	2012/05/14	2012/05/15
60185	UBS AG – HSI R Bull CBBC Aug 2012 S	2012/05/15	2012/05/16
61936	UBS AG – CNOOC R Bull CBBC Nov 2012 A	2012/05/15	2012/05/16
60176	SGA Societe Generale Acceptance N.V.-HSI R Bull CBBC May 12M	2012/05/15	2012/05/16
69888	Credit Suisse AG – China Life R Bull CBBC May 2012 C	2012/05/15	2012/05/16
61924	Credit Suisse AG – HSI R Bull CBBC Sep 2012 L	2012/05/15	2012/05/16
61941	BNP Paribas Arbit Issu B.V. – HSCEI R Bull CBBC Mar 2013 D	2012/05/15	2012/05/16
60200	BNP Paribas Arbit Issu B.V. – HSI R Bull CBBC Jun 2012 B	2012/05/15	2012/05/16
61939	BNP Paribas Arbit Issu B.V. – HSI R Bull CBBC Mar 2013 W	2012/05/15	2012/05/16
60014	Credit Suisse AG – ICBC R Bull CBBC Jun 2012 C	2012/05/15	2012/05/16
61929	UBS AG – HSI R Bull CBBC Nov 2012 X	2012/05/15	2012/05/16
60293	UBS AG – Hutchison R Bull CBBC Jun 2012 G	2012/05/15	2012/05/16

List of expired CBBC, 2012 (continued)

Code	CBBC	Last trading date	Delisted date
60129	Credit Suisse AG – HSI R Bull CBBC May 2012 B	2012/05/15	2012/05/16
61893	UBS AG – ICBC R Bull CBBC Nov 2012 A	2012/05/15	2012/05/16
60029	UBS AG – ICBC R Bull CBBC Jun 2012 B	2012/05/15	2012/05/16
60304	J P Morgan SP BV – HSI R Bull CBBC May 2012 S	2012/05/15	2012/05/16
61897	UBS AG – Hutchison R Bull CBBC Oct 2012 A	2012/05/15	2012/05/16
61909	Credit Suisse AG – HSI R Bull CBBC Sep 2012 W	2012/05/15	2012/05/16
61337	SGA Societe Generale Acceptance N.V.-HSI R Bull CBBC Nov 12F	2012/05/15	2012/05/16
61910	Credit Suisse AG – HSI R Bull CBBC Sep 2012 V	2012/05/15	2012/05/16
60635	HK Bank – HSI R Bull CBBC Nov 2012 C	2012/05/15	2012/05/16
60418	UBS AG – HSI R Bull CBBC Oct 2012 I	2012/05/15	2012/05/16
61919	Credit Suisse AG – Hutchison R Bull CBBC Oct 2012 A	2012/05/15	2012/05/16
61914	Credit Suisse AG – HKEx R Bull CBBC Oct 2012 A	2012/05/15	2012/05/16
60173	Credit Suisse AG – HSI R Bull CBBC Aug 2012 W	2012/05/15	2012/05/16
61922	Credit Suisse AG – China Life R Bull CBBC Oct 2012 A	2012/05/15	2012/05/16
61814	UBS AG – HSBC R Bull CBBC Sep 2012 A	2012/05/16	2012/05/17
61813	UBS AG – China Mobile R Bull CBBC Oct 2012 A	2012/05/16	2012/05/17
61947	Credit Suisse AG – HSI R Bull CBBC Aug 2012 Q	2012/05/16	2012/05/17
61946	Credit Suisse AG – HSI R Bull CBBC Aug 2012 L	2012/05/16	2012/05/17
69847	Credit Suisse AG – CCB R Bull CBBC Jul 2012 A	2012/05/16	2012/05/17
61945	SGA Societe Generale Acceptance N.V.-HSI R Bull CBBC Nov 12J	2012/05/16	2012/05/17
61913	Credit Suisse AG – HSI R Bull CBBC Sep 2012 K	2012/05/16	2012/05/17
61903	SGA Societe Generale Acceptance N.V.-HSI R Bull CBBC Nov12Q	2012/05/16	2012/05/17
61348	SGA Societe Generale Acceptance N.V.-HSI R Bull CBBC Nov 12M	2012/05/16	2012/05/17
61904	SGA Societe Generale Acceptance N.V.-HSI R Bull CBBC Nov12A	2012/05/16	2012/05/17
60923	J P Morgan SP BV – HSI R Bull CBBC Aug 2012 O	2012/05/16	2012/05/17
69219	HK Bank – Sinopec Corp R Bull CBBC Nov 2012 A	2012/05/16	2012/05/17
69059	UBS AG – Sinopec Corp R Bull CBBC Jul 2012 A	2012/05/16	2012/05/17
61347	SGA Societe Generale Acceptance N.V.-HSI R Bull CBBC Nov 12L	2012/05/16	2012/05/17
61709	Citigroup Global Mkt H Inc. – HSI R Bull CBBC Sep 2012 C	2012/05/16	2012/05/17
61944	SGA Societe Generale Acceptance N.V.-HSI R Bull CBBC Nov 12B	2012/05/16	2012/05/17
60023	Daiwa Capital Mkt – HSI R Bull CBBC May 2012 K	2012/05/16	2012/05/17
60338	UBS AG – HSI R Bull CBBC Oct 2012 D	2012/05/16	2012/05/17
60077	BNP Paribas Arbit Issu B.V. – HSI R Bull CBBC Jun 2012 U	2012/05/16	2012/05/17
60031	UBS AG – HSI R Bull CBBC Aug 2012 N	2012/05/16	2012/05/17
61495	Credit Suisse AG – HSI R Bull CBBC Sep 2012 X	2012/05/16	2012/05/17
61949	BNP Paribas Arbit Issu B.V. – HSI R Bull CBBC Mar 2013 X	2012/05/16	2012/05/17
60159	BNP Paribas Arbit Issu B.V. – HSI R Bull CBBC Jun 2012 W	2012/05/16	2012/05/17
60130	Credit Suisse AG – HSI R Bull CBBC May 2012 P	2012/05/16	2012/05/17
61613	UBS AG – TCH R Bull CBBC Sep 2012 B	2012/05/16	2012/05/17
60060	Daiwa Capital Mkt – HSI R Bull CBBC Jun 2012 P	2012/05/16	2012/05/17
60152	Daiwa Capital Mkt – HSI R Bull CBBC May 2012 M	2012/05/16	2012/05/17
61619	Credit Suisse AG – TCH R Bull CBBC Oct 2012 A	2012/05/16	2012/05/17
60403	Credit Suisse AG – HSI R Bull CBBC Aug 2012 C	2012/05/16	2012/05/17
60150	UBS AG – HSI R Bull CBBC Sep 2012 I	2012/05/16	2012/05/17
61532	Credit Suisse AG – HSI R Bull CBBC Sep 2012 Z	2012/05/16	2012/05/17
60131	Credit Suisse AG – HSI R Bull CBBC Jun 2012 P	2012/05/16	2012/05/17
60367	UBS AG – CM Bank R Bull CBBC Jun 2012 A	2012/05/16	2012/05/17
60078	BNP Paribas Arbit Issu B.V. – HSI R Bull CBBC Jun 2012 V	2012/05/16	2012/05/17
60189	J P Morgan SP BV – HSI R Bull CBBC May 2012 P	2012/05/16	2012/05/17
60201	Merrill Lynch Int'l & Co. C.V. – HSI R Bull CBBC Sep 2012 C	2012/05/16	2012/05/17
60210	Credit Suisse AG – HSI R Bull CBBC Aug 2012 X	2012/05/16	2012/05/17
60213	HK Bank – BOCL R Bull CBBC Dec 2012 B	2012/05/16	2012/05/17
60190	J P Morgan SP BV – HSI R Bull CBBC May 2012 Q	2012/05/16	2012/05/17
60215	HK Bank – HSI R Bull CBBC Aug 2012 J	2012/05/16	2012/05/17
60075	BNP Paribas Arbit Issu B.V. – HSI R Bull CBBC Jun 2012 S	2012/05/16	2012/05/17
61546	Goldman Sachs SP (Asia) – HSI R Bull CBBC Jul 2012 B	2012/05/16	2012/05/17
60036	SGA Societe Generale Acceptance N.V.-HSI R Bull CBBC Jun 12Y	2012/05/16	2012/05/17
61548	Goldman Sachs SP (Asia) – HSI R Bull CBBC Jul 2012 D	2012/05/16	2012/05/17
60076	BNP Paribas Arbit Issu B.V. – HSI R Bull CBBC Jun 2012 T	2012/05/16	2012/05/17
60187	J P Morgan SP BV – HSI R Bull CBBC May 2012 O	2012/05/16	2012/05/17
61518	Credit Suisse AG – HSI R Bull CBBC Sep 2012 Y	2012/05/16	2012/05/17
60282	Citigroup Global Mkt H Inc. – HSI R Bull CBBC May 2012 B	2012/05/16	2012/05/17
60066	SGA Societe Generale Acceptance N.V.-HSI R Bull CBBC Jun 12U	2012/05/16	2012/05/17
60065	SGA Societe Generale Acceptance N.V.-HSI R Bull CBBC Jun 12Z	2012/05/16	2012/05/17
60061	Daiwa Capital Mkt – HSI R Bull CBBC Jun 2012 Q	2012/05/16	2012/05/17
60022	Credit Suisse AG – HSI R Bull CBBC Jun 2012 G	2012/05/16	2012/05/17
61547	Goldman Sachs SP (Asia) – HSI R Bull CBBC Jul 2012 C	2012/05/16	2012/05/17
60088	UBS AG – HSI R Bull CBBC Jul 2012 H	2012/05/16	2012/05/17
60101	Merrill Lynch Int'l & Co. C.V. – HSI R Bull CBBC Sep 2012 A	2012/05/16	2012/05/17
60640	UBS AG – Sands China R Bull CBBC Jun 2012 A	2012/05/16	2012/05/17
60111	SGA Societe Generale Acceptance N.V.-HSI R Bull CBBC May 12X	2012/05/16	2012/05/17
60552	HK Bank – CNOOC R Bull CBBC Nov 2012 A	2012/05/16	2012/05/17
61975	UBS AG – Sinopec Corp R Bull CBBC Oct 2012 A	2012/05/16	2012/05/17
60747	SGA Societe Generale Acceptance N.V.-HSI R Bull CBBC Oct 20B	2012/05/16	2012/05/17
61892	UBS AG – China Life R Bull CBBC Sep 2012 B	2012/05/16	2012/05/17
61972	UBS AG – CC Bank R Bull CBBC Dec 2012 A	2012/05/16	2012/05/17
60087	UBS AG – HSI R Bull CBBC Aug 2012 O	2012/05/16	2012/05/17
60545	CC Rabobank B.A. – HSI R Bull CBBC Nov 2012 C	2012/05/16	2012/05/17
60112	SGA Societe Generale Acceptance N.V.-HSI R Bull CBBC May 12H	2012/05/16	2012/05/17
69956	Credit Suisse AG – CNOOC R Bull CBBC Jun 2012 C	2012/05/16	2012/05/17
61951	UBS AG – HSI R Bull CBBC Dec 2012 G	2012/05/16	2012/05/17
61950	UBS AG – HSI R Bull CBBC Oct 2012 X	2012/05/16	2012/05/17
60544	CC Rabobank B.A. – HSI R Bull CBBC Nov 2012 B	2012/05/16	2012/05/17
60086	UBS AG – HSI R Bull CBBC Sep 2012 F	2012/05/16	2012/05/17
61981	SGA Societe Generale Acceptance N.V.-HSI R Bull CBBC Aug 12S	2012/05/17	2012/05/18
69991	Daiwa Capital Mkt – HSI R Bull CBBC Jun 2012 O	2012/05/17	2012/05/18
60237	UBS AG – HSI R Bull CBBC Oct 2012 A	2012/05/17	2012/05/18

List of expired CBBC, 2012 (continued)

Code	CBBC	Last trading date	Delisted date
61978	SGA Societe Generale Acceptance N.V.-HSI R Bull CBBC Aug 12Q	2012/05/17	2012/05/18
61935	UBS AG – CC Bank R Bull CBBC Nov 2012 A	2012/05/17	2012/05/18
61979	SGA Societe Generale Acceptance N.V.-HSI R Bull CBBC Aug 12R	2012/05/17	2012/05/18
69989	Credit Suisse AG – HSI R Bull CBBC Jul 2012 O	2012/05/17	2012/05/18
61998	Credit Suisse AG – HSI R Bull CBBC Sep 2012 R	2012/05/17	2012/05/18
62000	Credit Suisse AG – HSI R Bull CBBC Sep 2012 T	2012/05/17	2012/05/18
61983	BNP Paribas Arbit Issu B.V. – HSI R Bull CBBC Mar 2013 C	2012/05/17	2012/05/18
69068	Daiwa Capital Mkt – A50 China R Bear CBBC May 2012 B	2012/05/17	2012/05/21
61989	SGA Societe Generale Acceptance N.V.-HSI R Bull CBBC Aug 12T	2012/05/17	2012/05/18
62002	Credit Suisse AG – HSI R Bull CBBC Sep 2012 D	2012/05/17	2012/05/18
61999	Credit Suisse AG – HSI R Bull CBBC Sep 2012 S	2012/05/17	2012/05/18
61982	BNP Paribas Arbit Issu B.V. – HSI R Bull CBBC Mar 2013 Y	2012/05/17	2012/05/18
69584	UBS AG – CC Bank R Bull CBBC May 2012 H	2012/05/17	2012/05/18
61984	UBS AG – HSI R Bull CBBC Nov 2012 Y	2012/05/17	2012/05/18
61997	Credit Suisse AG – HSI R Bull CBBC Sep 2012 P	2012/05/17	2012/05/18
61902	SGA Societe Generale Acceptance N.V.-HSI R Bull CBBC Nov12P	2012/05/17	2012/05/18
69622	HK Bank – ABC R Bear CBBC May 2012 A	2012/05/17	2012/05/21
62074	Credit Suisse AG – HSI R Bull CBBC Oct 2012 O	2012/05/18	2012/05/21
62077	Credit Suisse AG – HSI R Bull CBBC Oct 2012 P	2012/05/18	2012/05/21
62079	Credit Suisse AG – HSI R Bull CBBC Oct 2012 R	2012/05/18	2012/05/21
62072	Credit Suisse AG – HSI R Bull CBBC Oct 2012 M	2012/05/18	2012/05/21
62078	Credit Suisse AG – HSI R Bull CBBC Oct 2012 Q	2012/05/18	2012/05/21
62073	Credit Suisse AG – HSI R Bull CBBC Oct 2012 N	2012/05/18	2012/05/21
61901	SGA Societe Generale Acceptance N.V.-HSI R Bull CBBC Nov12C	2012/05/18	2012/05/21
61957	Goldman Sachs SP (Asia) – HSI R Bull CBBC Aug 2012 G	2012/05/18	2012/05/21
61974	UBS AG – Sinopec Corp R Bull CBBC Nov 2012 A	2012/05/18	2012/05/21
61977	UBS AG – HSBC R Bull CBBC Nov 2012 A	2012/05/18	2012/05/21
61938	UBS AG – Cheung Kong R Bull CBBC Oct 2012 A	2012/05/18	2012/05/21
61934	UBS AG – ICBC R Bull CBBC Nov 2012 B	2012/05/18	2012/05/21
61991	SGA Societe Generale Acceptance N.V.-HSI R Bull CBBC Nov 12S	2012/05/18	2012/05/21
61993	SGA Societe Generale Acceptance N.V.-HSI R Bull CBBC Nov 12V	2012/05/18	2012/05/21
61923	Credit Suisse AG – China Life R Bull CBBC Oct 2012 B	2012/05/18	2012/05/21
61915	Credit Suisse AG – HKEx R Bull CBBC Oct 2012 B	2012/05/18	2012/05/21
62024	Goldman Sachs SP (Asia) – HSI R Bull CBBC Aug 2012 H	2012/05/18	2012/05/21
62030	Daiwa Capital Mkt – HSI R Bull CBBC Sep 2012 A	2012/05/18	2012/05/21
62044	BNP Paribas Arbit Issu B.V. – HSI R Bull CBBC Mar 2013 F	2012/05/18	2012/05/21
62033	Daiwa Capital Mkt – HSI R Bull CBBC Sep 2012 C	2012/05/18	2012/05/21
62071	Credit Suisse AG – HSI R Bull CBBC Oct 2012 L	2012/05/18	2012/05/21
62039	Credit Suisse AG – HSI R Bull CBBC Aug 2012 Z	2012/05/18	2012/05/21
62040	Credit Suisse AG – HSI R Bull CBBC Aug 2012 D	2012/05/18	2012/05/21
62043	BNP Paribas Arbit Issu B.V. – HSCEI R Bull CBBC Dec 2012 G	2012/05/18	2012/05/21
62048	UBS AG – HSI R Bull CBBC Nov 2012 D	2012/05/18	2012/05/21
62049	UBS AG – HSI R Bull CBBC Oct 2012 M	2012/05/18	2012/05/21
62061	UBS AG – HSI R Bull CBBC Nov 2012 I	2012/05/18	2012/05/21
62062	UBS AG – HSI R Bull CBBC Oct 2012 H	2012/05/18	2012/05/21
62063	UBS AG – HSI R Bull CBBC Dec 2012 M	2012/05/18	2012/05/21
62064	UBS AG – HSI R Bull CBBC Nov 2012 J	2012/05/18	2012/05/21
62065	UBS AG – HSI R Bull CBBC Dec 2012 N	2012/05/18	2012/05/21
62066	Daiwa Capital Mkt – HSI R Bull CBBC Sep 2012 D	2012/05/18	2012/05/21
62032	Daiwa Capital Mkt – HSI R Bull CBBC Sep 2012 B	2012/05/18	2012/05/21
60019	UBS AG – HSI R Bull CBBC Sep 2012 D	2012/05/18	2012/05/21
69948	J P Morgan SP BV – HSI R Bull CBBC May 2012 K	2012/05/18	2012/05/21
60399	Credit Suisse AG – Sinopec Corp R Bear CBBC May 2012 C	2012/05/18	2012/05/22
60404	Credit Suisse AG – HSI R Bull CBBC Sep 2012 M	2012/05/18	2012/05/21
60436	Credit Suisse AG – HSI R Bull CBBC Oct 2012 K	2012/05/18	2012/05/21
60470	BNP Paribas Arbit Issu B.V. – A50 Ch R Bull CBBC Dec 2012 F	2012/05/18	2012/05/21
60541	UBS AG – HSBC R Bull CBBC Jul 2012 B	2012/05/18	2012/05/21
60024	BNP Paribas Arbit Issu B.V. – HSI R Bull CBBC Jun 2012 R	2012/05/18	2012/05/21
60021	UBS AG – HSI R Bull CBBC Sep 2012 E	2012/05/18	2012/05/21
62080	Credit Suisse AG – HSI R Bull CBBC Oct 2012 S	2012/05/18	2012/05/21
60551	HK Bank – Hutchison R Bull CBBC Nov 2012 A	2012/05/18	2012/05/21
60012	Credit Suisse AG – HSI R Bull CBBC Jul 2012 U	2012/05/18	2012/05/21
60637	HK Bank – HSI R Bull CBBC Dec 2012 B	2012/05/18	2012/05/21
60746	SGA Societe Generale Acceptance N.V.-HSI R Bull CBBC Oct 20A	2012/05/18	2012/05/21
60011	Credit Suisse AG – HSI R Bull CBBC Jun 2012 F	2012/05/18	2012/05/21
61410	Daiwa Capital Mkt – A50 China R Bull CBBC Dec 2012 A	2012/05/18	2012/05/21
60010	SGA Societe Generale Acceptance N.V.-HSI R Bull CBBC Jun 12X	2012/05/18	2012/05/21
60543	CC Rabobank B.A. – HSI R Bull CBBC Nov 2012 A	2012/05/18	2012/05/21
60216	HK Bank – HSI R Bull CBBC Sep 2012 C	2012/05/18	2012/05/21
60089	UBS AG – BOCL R Bull CBBC Sep 2012 A	2012/05/18	2012/05/21
60083	UBS AG – HSCEI R Bull CBBC Aug 2012 A	2012/05/18	2012/05/21
60102	Merrill Lynch Int'l & Co. C.V. – HSI R Bull CBBC Sep 2012 B	2012/05/18	2012/05/21
60119	Credit Suisse AG – Hutchison R Bull CBBC May 2012 A	2012/05/18	2012/05/21
60155	UBS AG – HSI R Bull CBBC Sep 2012 J	2012/05/18	2012/05/21
61457	UBS AG – HSI R Bull CBBC Oct 2012 K	2012/05/18	2012/05/21
60386	UBS AG – Cheung Kong R Bull CBBC Jul 2012 A	2012/05/18	2012/05/21
60214	HK Bank – A50 R Bull CBBC Dec 2012 A	2012/05/18	2012/05/21
69994	BNP Paribas Arbit Issu B.V. – HSI R Bull CBBC Jun 2012 Q	2012/05/18	2012/05/21
61555	UBS AG – A50 China R Bull CBBC Oct 2012 A	2012/05/18	2012/05/21
61558	HK Bank – China Life R Bull CBBC Dec 2012 A	2012/05/18	2012/05/21
60242	UBS AG – Hutchison R Bull CBBC Jul 2012 C	2012/05/18	2012/05/21
60040	Merrill Lynch Int'l & Co. C.V. – HSI R Bull CBBC Aug 2012 A	2012/05/18	2012/05/21
60339	UBS AG – HSI R Bull CBBC Nov 2012 A	2012/05/18	2012/05/21
61591	J P Morgan SP BV – HSI R Bull CBBC Sep 2012 F	2012/05/18	2012/05/21
61992	SGA Societe Generale Acceptance N.V.-HSI R Bull CBBC Nov 12T	2012/05/18	2012/05/21
60191	J P Morgan SP BV – HSI R Bull CBBC May 2012 R	2012/05/18	2012/05/21
69053	Credit Suisse AG – CCB R Bull CBBC May 2012 B	2012/05/18	2012/05/22

List of expired CBBC, 2012 (continued)

Code	CBBC	Last trading date	Delisted date
69857	SGA Societe Generale Acceptance N.V.-HSI R Bull CBBC Jun 12P	2012/05/18	2012/05/21
69856	Credit Suisse AG – HSI R Bull CBBC Jul 2012 L	2012/05/18	2012/05/21
69855	Credit Suisse AG – HSI R Bull CBBC Aug 2012 M	2012/05/18	2012/05/21
69504	UBS AG – TCH R Bull CBBC May 2012 E	2012/05/18	2012/05/22
68391	UBS AG – HKEx R Bull CBBC May 2012 A	2012/05/18	2012/05/22
61732	UBS AG – HKEx R Bull CBBC Oct 2012 A	2012/05/18	2012/05/21
60830	Credit Suisse AG – HSI R Bull CBBC Dec 2012 G	2012/05/18	2012/05/21
61161	HK Bank – ABC R Bull CBBC Dec 2012 A	2012/05/18	2012/05/21
69868	UBS AG – HSI R Bull CBBC Jun 2012 T	2012/05/18	2012/05/21
68864	UBS AG – HKEx R Bear CBBC May 2012 E	2012/05/18	2012/05/22
68844	UBS AG – Jiangxi Copper R Bull CBBC Jun 2012 A	2012/05/18	2012/05/21
68804	UBS AG – China Life R Bull CBBC May 2012 E	2012/05/18	2012/05/22
68722	UBS AG – China Mobile R Bull CBBC May 2012 B	2012/05/18	2012/05/22
68706	UBS AG – ABC R Bull CBBC May 2012 B	2012/05/18	2012/05/22
68703	UBS AG – CNOOC R Bull CBBC May 2012 B	2012/05/18	2012/05/22
68636	UBS AG – CC Bank R Bull CBBC May 2012 D	2012/05/18	2012/05/22
69500	Credit Suisse AG – China Life R Bull CBBC May 2012 B	2012/05/18	2012/05/21
69964	Credit Suisse AG – HSI R Bull CBBC Jul 2012 N	2012/05/18	2012/05/21
68591	UBS AG – ABC R Bull CBBC May 2012 A	2012/05/18	2012/05/22
69993	BNP Paribas Arbit Issu B.V. – HSI R Bull CBBC Jun 2012 P	2012/05/18	2012/05/21
69992	Daiwa Capital Mkt – HSCEI R Bull CBBC Jun 2012 A	2012/05/18	2012/05/21
69983	SGA Societe Generale Acceptance N.V.-HSI R Bull CBBC Jun 12W	2012/05/18	2012/05/21
69979	Credit Suisse AG – HSI R Bull CBBC Jun 2012 H	2012/05/18	2012/05/21
69978	UBS AG – HSI R Bull CBBC May 2012 T	2012/05/18	2012/05/21
60000	UBS AG – HSI R Bull CBBC Jun 2012 P	2012/05/18	2012/05/21
69862	Daiwa Capital Mkt – HSI R Bull CBBC Jun 2012 L	2012/05/18	2012/05/21
69965	BNP Paribas Arbit Issu B.V. – HSI R Bull CBBC Jun 2012 O	2012/05/18	2012/05/21
69867	BNP Paribas Arbit Issu B.V. – HSI R Bull CBBC Jun 2012 K	2012/05/18	2012/05/21
69909	BNP Paribas Arbit Issu B.V. – HSI R Bull CBBC Jun 2012 L	2012/05/18	2012/05/21
69896	UBS AG – HSI R Bull CBBC May 2012 A	2012/05/18	2012/05/21
69895	UBS AG – ICBC R Bull CBBC Jul 2012 E	2012/05/18	2012/05/21
69890	Credit Suisse AG – HSI R Bull CBBC Jun 2012 T	2012/05/18	2012/05/21
69886	SGA Societe Generale Acceptance N.V.-HSI R Bull CBBC Jun 12R	2012/05/18	2012/05/21
69874	UBS AG – COVS R Bull CBBC May 2012 B	2012/05/18	2012/05/22
69997	UBS AG – A50 China R Bull CBBC May 2012 J	2012/05/18	2012/05/22
69966	SGA Societe Generale Acceptance N.V.-HSI R Bull CBBC Jun 12V	2012/05/18	2012/05/21
61990	SGA Societe Generale Acceptance N.V.-HSI R Bull CBBC Nov 12R	2012/05/18	2012/05/21
62135	Credit Suisse AG – HSI R Bull CBBC Aug 2012 V	2012/05/21	2012/05/22
62097	SGA Societe Generale Acceptance N.V.-HSI R Bull CBBC Aug 12U	2012/05/21	2012/05/22
62101	BNP Paribas Arbit Issu B.V. – HSI R Bull CBBC Mar 2013 G	2012/05/21	2012/05/22
62102	SGA Societe Generale Acceptance N.V.-HSI R Bull CBBC Aug 12V	2012/05/21	2012/05/22
62104	UBS AG – HSI R Bull CBBC Oct 2012 W	2012/05/21	2012/05/22
62146	Daiwa Capital Mkt – HSI R Bull CBBC Sep 2012 E	2012/05/21	2012/05/22
62145	UBS AG – HSI R Bull CBBC Dec 2012 H	2012/05/21	2012/05/22
62142	UBS AG – HSI R Bull CBBC Nov 2012 L	2012/05/21	2012/05/22
61860	Credit Suisse AG – China Mobile R Bull CBBC Oct 2012 A	2012/05/21	2012/05/22
62111	Credit Suisse AG – HSI R Bull CBBC Aug 2012 K	2012/05/21	2012/05/22
62138	BNP Paribas Arbit Issu B.V. – HSI R Bull CBBC Mar 2013 J	2012/05/21	2012/05/22
62126	Goldman Sachs SP (Asia) – HSI R Bull CBBC Aug 2012 J	2012/05/21	2012/05/22
62118	Daiwa Capital Mkt – HSI R Bull CBBC Oct 2012 A	2012/05/21	2012/05/22
62181	Credit Suisse AG – HSI R Bull CBBC Sep 2012 B	2012/05/22	2012/05/23
61264	UBS AG – TCH R Bull CBBC Aug 2012 C	2012/05/22	2012/05/23
61245	Credit Suisse AG – TCH R Bull CBBC Sep 2012 A	2012/05/22	2012/05/23
62185	UBS AG – HSI R Bull CBBC Nov 2012 O	2012/05/22	2012/05/23
62184	Credit Suisse AG – HSI R Bull CBBC Sep 2012 U	2012/05/22	2012/05/23
62173	BNP Paribas Arbit Issu B.V. – HSI R Bull CBBC Mar 2013 K	2012/05/22	2012/05/23
62179	UBS AG – HSI R Bull CBBC Oct 2012 R	2012/05/22	2012/05/23
62180	SGA Societe Generale Acceptance N.V.-HSI R Bull CBBC Nov 12H	2012/05/22	2012/05/23
61666	HK Bank – TCH R Bull CBBC Oct 2012 A	2012/05/22	2012/05/23
62189	BNP Paribas Arbit Issu B.V. – HSI R Bull CBBC Mar 2013 D	2012/05/23	2012/05/24
62188	SGA Societe Generale Acceptance N.V.-HSI R Bull CBBC Nov 12K	2012/05/23	2012/05/24
62240	UBS AG – HSI R Bull CBBC Oct 2012 Z	2012/05/23	2012/05/24
62119	Daiwa Capital Mkt – HSI R Bull CBBC Nov 2012 A	2012/05/23	2012/05/24
62201	SGA Societe Generale Acceptance N.V.-HSI R Bull CBBC Nov 12N	2012/05/23	2012/05/24
61130	UBS AG – AIA R Bull CBBC Jul 2012 A	2012/05/23	2012/05/24
62245	BNP Paribas Arbit Issu B.V. – HSI R Bull CBBC Mar 2013 O	2012/05/23	2012/05/24
62190	BNP Paribas Arbit Issu B.V. – HSI R Bull CBBC Mar 2013 L	2012/05/23	2012/05/24
60292	UBS AG – HSBC R Bull CBBC Jul 2012 A	2012/05/23	2012/05/24
62191	BNP Paribas Arbit Issu B.V. – HSI R Bull CBBC Mar 2013 M	2012/05/23	2012/05/24
62202	SGA Societe Generale Acceptance N.V.-HSI R Bull CBBC Nov 12O	2012/05/23	2012/05/24
68978	UBS AG – China Life R Bull CBBC Aug 2012 B	2012/05/23	2012/05/24
62200	SGA Societe Generale Acceptance N.V.-HSI R Bull CBBC Aug 12W	2012/05/23	2012/05/24
62198	Credit Suisse AG – HSI R Bull CBBC Aug 2012 T	2012/05/23	2012/05/24
62197	Credit Suisse AG – HSI R Bull CBBC Aug 2012 S	2012/05/23	2012/05/24
62196	Credit Suisse AG – HSI R Bull CBBC Aug 2012 R	2012/05/23	2012/05/24
62195	UBS AG – HSI R Bull CBBC Nov 2012 Q	2012/05/23	2012/05/24
62194	UBS AG – HSI R Bull CBBC Nov 2012 P	2012/05/23	2012/05/24
62239	BNP Paribas Arbit Issu B.V. – HSI R Bull CBBC Mar 2013 N	2012/05/23	2012/05/24
62271	SGA Societe Generale Acceptance N.V.-HSI R Bull CBBC Nov12 A	2012/05/24	2012/05/25
61157	UBS AG – China Mobile R Bull CBBC Aug 2012 A	2012/05/24	2012/05/25
62280	Credit Suisse AG – TCH R Bull CBBC Nov 2012 A	2012/05/24	2012/05/25
62289	Credit Suisse AG – HSI R Bull CBBC Oct 2012 U	2012/05/24	2012/05/25
61384	HK Bank – China Mobile R Bull CBBC Dec 2012 C	2012/05/24	2012/05/25
62291	UBS AG – HSI R Bull CBBC Nov 2012 M	2012/05/24	2012/05/25
62290	SGA Societe Generale Acceptance N.V.-HSI R Bull CBBC Nov12 B	2012/05/24	2012/05/25
62301	BNP Paribas Arbit Issu B.V. – HSI R Bull CBBC Mar 2013 E	2012/05/25	2012/05/28
62340	UBS AG – HSI R Bull CBBC Jan 2013 L	2012/05/25	2012/05/28

List of expired CBBC, 2012 (continued)

Code	CBBC	Last trading date	Delisted date
68044	UBS AG – A50 China R Bull CBBC May 2012 B	2012/05/25	2012/05/29
68384	UBS AG – TCH R Bull CBBC May 2012 B	2012/05/25	2012/05/29
68408	UBS AG – A50 China R Bull CBBC May 2012 D	2012/05/25	2012/05/29
68415	UBS AG – AIA R Bull CBBC May 2012 B	2012/05/25	2012/05/29
68635	UBS AG – CNOOC R Bull CBBC May 2012 A	2012/05/25	2012/05/29
68705	UBS AG – China Mobile R Bull CBBC May 2012 A	2012/05/25	2012/05/29
68777	UBS AG – ICBC R Bull CBBC May 2012 B	2012/05/25	2012/05/29
69019	UBS AG – China Life R Bear CBBC May 2012 F	2012/05/25	2012/05/29
62371	Credit Suisse AG – HSI R Bear CBBC Oct 2012 R	2012/05/25	2012/05/28
69414	Credit Suisse AG – China Mobile R Bull CBBC May 2012 A	2012/05/25	2012/05/29
62341	Daiwa Capital Mkt – HSI R Bull CBBC Sep 2012 G	2012/05/25	2012/05/28
62303	BNP Paribas Arbit Issu B.V. – HSI R Bull CBBC Mar 2013 H	2012/05/25	2012/05/28
62339	UBS AG – HSI R Bull CBBC Nov 2012 F	2012/05/25	2012/05/28
62338	UBS AG – HSI R Bull CBBC Oct 2012 S	2012/05/25	2012/05/28
62328	SGA Societe Generale Acceptance N.V.-HSI R Bull CBBC Nov 12Q	2012/05/25	2012/05/28
62326	SGA Societe Generale Acceptance N.V.-HSI R Bull CBBC Nov 12M	2012/05/25	2012/05/28
62325	SGA Societe Generale Acceptance N.V.-HSI R Bull CBBC Nov 12L	2012/05/25	2012/05/28
62319	Credit Suisse AG – HSI R Bull CBBC Aug 2012 J	2012/05/25	2012/05/28
62318	Credit Suisse AG – HSI R Bull CBBC Aug 2012 F	2012/05/25	2012/05/28
62317	Credit Suisse AG – HSI R Bull CBBC Aug 2012 E	2012/05/25	2012/05/28
62302	BNP Paribas Arbit Issu B.V. – HSI R Bull CBBC Mar 2013 P	2012/05/25	2012/05/28
62316	Credit Suisse AG – HSI R Bull CBBC Aug 2012 H	2012/05/25	2012/05/28
62370	BNP Paribas Arbit Issu B.V. – HSI R Bull CBBC Mar 2013 R	2012/05/25	2012/05/28
62306	SGA Societe Generale Acceptance N.V.-HSI R Bull CBBC Nov 12J	2012/05/25	2012/05/28
69919	Daiwa Capital Mkt – HSI R Bull CBBC Jun 2012 N	2012/05/25	2012/05/28
69917	UBS AG – HSI R Bull CBBC Jul 2012 C	2012/05/25	2012/05/28
69858	SGA Societe Generale Acceptance N.V.-HSI R Bull CBBC Jun 12Q	2012/05/25	2012/05/28
62025	Goldman Sachs SP (Asia) – HSI R Bull CBBC Aug 2012 I	2012/05/25	2012/05/28
69866	BNP Paribas Arbit Issu B.V. – HSI R Bull CBBC Jun 2012 J	2012/05/25	2012/05/28
69918	Credit Suisse AG – HSI R Bull CBBC Aug 2012 N	2012/05/25	2012/05/28
69852	Credit Suisse AG – A50 China R Bull CBBC May 2012 B	2012/05/25	2012/05/29
60097	UBS AG – TCH R Bull CBBC May 2012 G	2012/05/25	2012/05/29
60099	UBS AG – HSBC R Bull CBBC May 2012 B	2012/05/25	2012/05/29
61116	HK Bank – HSI R Bull CBBC Dec 2012 J	2012/05/25	2012/05/28
60118	Credit Suisse AG – A50 China R Bear CBBC May 2012 D	2012/05/25	2012/05/29
60126	Credit Suisse AG – TCH R Bull CBBC May 2012 E	2012/05/25	2012/05/29
60319	Credit Suisse AG – HSBC R Bear CBBC May 2012 A	2012/05/25	2012/05/29
69799	Credit Suisse AG – TCH R Bull CBBC May 2012 D	2012/05/25	2012/05/29
62400	SGA Societe Generale Acceptance N.V.-HSI R Bull CBBC Nov 12T	2012/05/28	2012/05/29
62357	SGA Societe Generale Acceptance N.V.-HSI R Bear CBBC Oct 12Q	2012/05/28	2012/05/29
62375	UBS AG – HSI R Bear CBBC Oct 2012 H	2012/05/28	2012/05/29
62402	UBS AG – HSI R Bull CBBC Dec 2012 O	2012/05/28	2012/05/29
62401	UBS AG – HSI R Bull CBBC Nov 2012 T	2012/05/28	2012/05/29
62407	Credit Suisse AG – HSI R Bull CBBC Nov 2012 U	2012/05/28	2012/05/29
62365	BNP Paribas Arbit Issu B.V. – HSI R Bear CBBC Aug 2012 W	2012/05/28	2012/05/29
62408	Credit Suisse AG – HSI R Bull CBBC Nov 2012 V	2012/05/28	2012/05/29
69702	SGA Societe Generale Acceptance N.V.-HSI R Bull CBBC May 12Z	2012/05/29	2012/05/31
69124	Daiwa Capital Mkt – HSCEI R Bull CBBC May 2012 A	2012/05/29	2012/05/31
68649	BNP Paribas Arbit Issu B.V. – HSI R Bull CBBC May 2012 N	2012/05/29	2012/05/31
69521	Daiwa Capital Mkt – HSI R Bull CBBC May 2012 I	2012/05/29	2012/05/31
68723	UBS AG – HSI R Bull CBBC May 2012 S	2012/05/29	2012/05/31
60847	Goldman Sachs SP (Asia) – HSI R Bear CBBC May 2012 A	2012/05/29	2012/05/31
69520	Daiwa Capital Mkt – HSI R Bull CBBC May 2012 H	2012/05/29	2012/05/31
60848	Goldman Sachs SP (Asia) – HSI R Bear CBBC May 2012 B	2012/05/29	2012/05/31
68629	BNP Paribas Arbit Issu B.V. – HSI R Bull CBBC May 2012 K	2012/05/29	2012/05/31
60709	Citigroup Global Mkt H Inc. – HSI R Bear CBBC May 2012 C	2012/05/29	2012/05/31
68628	BNP Paribas Arbit Issu B.V. – HSI R Bull CBBC May 2012 J	2012/05/29	2012/05/31
62468	Credit Suisse AG – HSI R Bull CBBC Aug 2012 Y	2012/05/29	2012/05/30
69463	Credit Suisse AG – HSI R Bull CBBC May 2012 N	2012/05/29	2012/05/31
62436	UBS AG – HSI R Bull CBBC Dec 2012 S	2012/05/29	2012/05/30
62435	UBS AG – HSI R Bear CBBC Nov 2012 J	2012/05/29	2012/05/30
62433	Credit Suisse AG – HSI R Bull CBBC Aug 2012 W	2012/05/29	2012/05/30
62432	Credit Suisse AG – HSI R Bear CBBC Aug 2012 Y	2012/05/29	2012/05/30
68839	UBS AG – HSI R Bear CBBC May 2012 U	2012/05/29	2012/05/31
68468	Credit Suisse AG – HSI R Bull CBBC May 2012 X	2012/05/29	2012/05/31
67973	Credit Suisse AG – HSI R Bull CBBC May 2012 T	2012/05/29	2012/05/31
67974	Credit Suisse AG – HSI R Bull CBBC May 2012 U	2012/05/29	2012/05/31
69523	BNP Paribas Arbit Issu B.V. – HSI R Bull CBBC May 2012 U	2012/05/29	2012/05/31
68095	KBC Fin Products Int'l Ltd. – HSI R Bull CBBC May 2012 A	2012/05/29	2012/05/31
68291	Credit Suisse AG – HSI R Bull CBBC May 2012 V	2012/05/29	2012/05/31
60223	Daiwa Capital Mkt – HSI R Bear CBBC May 2012 X	2012/05/29	2012/05/31
60222	Daiwa Capital Mkt – HSI R Bear CBBC May 2012 W	2012/05/29	2012/05/31
60194	BNP Paribas Arbit Issu B.V. – HSI R Bear CBBC May 2012 L	2012/05/29	2012/05/31
68467	Credit Suisse AG – HSI R Bull CBBC May 2012 W	2012/05/29	2012/05/31
69127	Daiwa Capital Mkt – HSCEI R Bear CBBC May 2012 C	2012/05/29	2012/05/31
68516	Credit Suisse AG – HSI R Bull CBBC May 2012 Y	2012/05/29	2012/05/31
68542	Credit Suisse AG – HSI R Bull CBBC May 2012 Z	2012/05/29	2012/05/31
68544	Credit Suisse AG – HSI R Bull CBBC May 2012 E	2012/05/29	2012/05/31
68545	Credit Suisse AG – HSI R Bull CBBC May 2012 F	2012/05/29	2012/05/31
68608	BNP Paribas Arbit Issu B.V. – HSI R Bull CBBC May 2012 V	2012/05/29	2012/05/31
68610	BNP Paribas Arbit Issu B.V. – HSI R Bull CBBC May 2012 W	2012/05/29	2012/05/31
68613	BNP Paribas Arbit Issu B.V. – HSI R Bull CBBC May 2012 X	2012/05/29	2012/05/31
60221	Daiwa Capital Mkt – HSI R Bear CBBC May 2012 V	2012/05/29	2012/05/31
62350	Credit Suisse AG – HSI R Bear CBBC Oct 2012 X	2012/05/29	2012/05/30
69080	HK Bank – A50 R Bear CBBC May 2012 A	2012/05/29	2012/05/31
69976	UBS AG – HSI R Bull CBBC May 2012 W	2012/05/29	2012/05/31
62368	BNP Paribas Arbit Issu B.V. – HSI R Bear CBBC Aug 2012 X	2012/05/29	2012/05/30

List of expired CBBC, 2012 (continued)

Code	CBBC	Last trading date	Delisted date
69769	J P Morgan SP BV – HSI R Bull CBBC May 2012 F	2012/05/29	2012/05/31
67780	UBS AG – HSCEI R Bull CBBC May 2012 A	2012/05/29	2012/05/31
62356	SGA Societe Generale Acceptance N.V.-HSI R Bear CBBC Oct 12P	2012/05/29	2012/05/30
62355	SGA Societe Generale Acceptance N.V.-HSI R Bear CBBC Aug 12U	2012/05/29	2012/05/30
62372	Credit Suisse AG – HSI R Bear CBBC Oct 2012 A	2012/05/29	2012/05/30
69947	J P Morgan SP BV – HSI R Bull CBBC May 2012 J	2012/05/29	2012/05/31
69664	UBS AG – HSI R Bull CBBC May 2012 Y	2012/05/29	2012/05/31
69946	J P Morgan SP BV – HSI R Bull CBBC May 2012 I	2012/05/29	2012/05/31
69443	UBS AG – HSI R Bull CBBC May 2012 K	2012/05/29	2012/05/31
69418	Credit Suisse AG – HSI R Bull CBBC May 2012 M	2012/05/29	2012/05/31
69770	J P Morgan SP BV – HSI R Bull CBBC May 2012 G	2012/05/29	2012/05/31
69771	J P Morgan SP BV – HSI R Bull CBBC May 2012 H	2012/05/29	2012/05/31
69785	SGA Societe Generale Acceptance N.V.-HSI R Bull CBBC May 12Q	2012/05/29	2012/05/31
69406	Daiwa Capital Mkt – HSCEI R Bull CBBC May 2012 G	2012/05/29	2012/05/31
69280	Daiwa Capital Mkt – HSI R Bull CBBC May 2012 G	2012/05/29	2012/05/31
69707	SGA Societe Generale Acceptance N.V.-HSI R Bull CBBC May 12G	2012/05/29	2012/05/31
69128	Daiwa Capital Mkt – HSCEI R Bear CBBC May 2012 D	2012/05/29	2012/05/31
69138	SGA Societe Generale Acceptance N.V.-HSI R Bear CBBC May 12A	2012/05/29	2012/05/31
69139	SGA Societe Generale Acceptance N.V.-HSI R Bear CBBC May 12B	2012/05/29	2012/05/31
69140	SGA Societe Generale Acceptance N.V.-HSI R Bear CBBC May 12C	2012/05/29	2012/05/31
69141	SGA Societe Generale Acceptance N.V.-HSI R Bear CBBC May 12D	2012/05/29	2012/05/31
69142	SGA Societe Generale Acceptance N.V.-HSI R Bear CBBC May 12E	2012/05/29	2012/05/31
69143	SGA Societe Generale Acceptance N.V.-HSI R Bear CBBC May 12F	2012/05/29	2012/05/31
60081	UBS AG – HSCEI R Bear CBBC May 2012 C	2012/05/29	2012/05/31
69703	SGA Societe Generale Acceptance N.V.-HSI R Bull CBBC May 12S	2012/05/29	2012/05/31
69405	Daiwa Capital Mkt – HSCEI R Bull CBBC May 2012 F	2012/05/29	2012/05/31
69694	SGA Societe Generale Acceptance N.V.-HSI R Bull CBBC May 12Y	2012/05/29	2012/05/31
69720	SGA Societe Generale Acceptance N.V.-HSI R Bull CBBC May 12P	2012/05/29	2012/05/31
69728	UBS AG – HSI R Bull CBBC May 2012 L	2012/05/29	2012/05/31
69178	Daiwa Capital Mkt – HSI R Bull CBBC May 2012 C	2012/05/29	2012/05/31
69179	Daiwa Capital Mkt – HSI R Bull CBBC May 2012 D	2012/05/29	2012/05/31
69180	Daiwa Capital Mkt – HSI R Bull CBBC May 2012 E	2012/05/29	2012/05/31
62376	UBS AG – HSI R Bear CBBC Aug 2012 M	2012/05/29	2012/05/30
62409	Credit Suisse AG – HSI R Bear CBBC Nov 2012 T	2012/05/29	2012/05/30
65815	Credit Suisse AG – HSI R Bull CBBC May 2012 A	2012/05/29	2012/05/31
67581	BNP Paribas Arbit Issu B.V. – HSI R Bull CBBC May 2012 G	2012/05/29	2012/05/31
67579	BNP Paribas Arbit Issu B.V. – HSI R Bull CBBC May 2012 F	2012/05/29	2012/05/31
67578	BNP Paribas Arbit Issu B.V. – HSI R Bull CBBC May 2012 E	2012/05/29	2012/05/31
67576	BNP Paribas Arbit Issu B.V. – HSI R Bull CBBC May 2012 D	2012/05/29	2012/05/31
67584	BNP Paribas Arbit Issu B.V. – HSI R Bull CBBC May 2012 I	2012/05/29	2012/05/31
67574	BNP Paribas Arbit Issu B.V. – HSI R Bull CBBC May 2012 C	2012/05/29	2012/05/31
67582	BNP Paribas Arbit Issu B.V. – HSI R Bull CBBC May 2012 H	2012/05/29	2012/05/31
67573	BNP Paribas Arbit Issu B.V. – HSI R Bull CBBC May 2012 B	2012/05/29	2012/05/31
67567	BNP Paribas Arbit Issu B.V. – HSI R Bull CBBC May 2012 A	2012/05/29	2012/05/31
67566	BNP Paribas Arbit Issu B.V. – HSI R Bull CBBC May 2012 Z	2012/05/29	2012/05/31
67565	BNP Paribas Arbit Issu B.V. – HSI R Bull CBBC May 2012 Y	2012/05/29	2012/05/31
67202	Credit Suisse AG – HSI R Bull CBBC May 2012 J	2012/05/29	2012/05/31
65873	HK Bank – HSI R Bear CBBC May 2012 C	2012/05/29	2012/05/31
67200	Credit Suisse AG – HSI R Bull CBBC May 2012 I	2012/05/29	2012/05/31
66000	UBS AG – HSI R Bull CBBC May 2012 C	2012/05/29	2012/05/31
67076	BNP Paribas Arbit Issu B.V. – HSI R Bull CBBC May 2012 P	2012/05/29	2012/05/31
67075	BNP Paribas Arbit Issu B.V. – HSI R Bull CBBC May 2012 O	2012/05/29	2012/05/31
65999	UBS AG – HSI R Bull CBBC May 2012 B	2012/05/29	2012/05/31
67116	UBS AG – HSI R Bull CBBC May 2012 D	2012/05/29	2012/05/31
61594	HK Bank – CUni R Bull CBBC Dec 2012 A	2012/05/30	2012/05/31
62445	UBS AG – HSI R Bull CBBC Nov 2012 V	2012/05/30	2012/05/31
62469	Daiwa Capital Mkt – HSI R Bull CBBC Oct 2012 E	2012/05/30	2012/05/31
62472	UBS AG – HSI R Bull CBBC Dec 2012 W	2012/05/30	2012/05/31
62481	Credit Suisse AG – HSI R Bull CBBC Oct 2012 V	2012/05/30	2012/05/31
62482	Credit Suisse AG – HSI R Bear CBBC Oct 2012 G	2012/05/30	2012/05/31
69871	UBS AG – Hutchison R Bull CBBC Jun 2012 F	2012/05/30	2012/05/31
60001	UBS AG – Petrochina R Bull CBBC Jul 2012 B	2012/05/30	2012/05/31
61937	UBS AG – Hutchison R Bull CBBC Oct 2012 B	2012/05/30	2012/05/31
61920	Credit Suisse AG – Hutchison R Bull CBBC Oct 2012 B	2012/05/30	2012/05/31
61383	HK Bank – China Mobile R Bull CBBC Dec 2012 B	2012/05/30	2012/05/31
62476	UBS AG – HSI R Bull CBBC Jan 2013 P	2012/05/30	2012/05/31
62399	SGA Societe Generale Acceptance N.V.-HSI R Bull CBBC Nov 12S	2012/05/30	2012/05/31
62483	UBS AG – HSI R Bear CBBC Aug 2012 O	2012/05/30	2012/05/31
68808	HK Bank – China Shenhua R Bull CBBC Dec 2012 A	2012/05/31	2012/06/01
69402	Daiwa Capital Mkt – A50 China R Bull CBBC Jun 2012 B	2012/05/31	2012/06/04
62120	Daiwa Capital Mkt – HSI R Bull CBBC Oct 2012 B	2012/05/31	2012/06/01
62227	Goldman Sachs SP (Asia) – HSI R Bull CBBC Aug 2012 K	2012/05/31	2012/06/01
62215	Credit Suisse AG – HSI R Bull CBBC Dec 2012 I	2012/05/31	2012/06/01
69887	SGA Societe Generale Acceptance N.V.-HSI R Bull CBBC Jun 12S	2012/05/31	2012/06/01
69939	SGA Societe Generale Acceptance N.V.-HSI R Bull CBBC Jun 12T	2012/05/31	2012/06/01
61612	UBS AG – CNOOC R Bull CBBC Aug 2012 A	2012/05/31	2012/06/01
69944	BNP Paribas Arbit Issu B.V. – HSI R Bull CBBC Jun 2012 M	2012/05/31	2012/06/01
69945	BNP Paribas Arbit Issu B.V. – HSI R Bull CBBC Jun 2012 N	2012/05/31	2012/06/01
69960	Credit Suisse AG – HSI R Bull CBBC Aug 2012 O	2012/05/31	2012/06/01
62099	SGA Societe Generale Acceptance N.V.-HSI R Bull CBBC Nov 12X	2012/05/31	2012/06/01
69961	Credit Suisse AG – HSI R Bull CBBC Aug 2012 P	2012/05/31	2012/06/01
61708	Citigroup Global Mkt H Inc. – HSI R Bull CBBC Sep 2012 B	2012/05/31	2012/06/01
69934	Credit Suisse AG – HSI R Bull CBBC Jul 2012 M	2012/05/31	2012/06/01
62398	SGA Societe Generale Acceptance N.V.-HSI R Bull CBBC Sep 12J	2012/05/31	2012/06/01
62443	UBS AG – HSI R Bull CBBC Dec 2012 U	2012/05/31	2012/06/01
61456	UBS AG – HSI R Bull CBBC Nov 2012 K	2012/05/31	2012/06/01
62060	UBS AG – HSI R Bull CBBC Dec 2012 L	2012/05/31	2012/06/01

List of expired CBBC, 2012 (continued)

Code	CBBC	Last trading date	Delisted date
69863	Daiwa Capital Mkt – HSI R Bull CBBC Jun 2012 M	2012/05/31	2012/06/01
61590	J P Morgan SP BV – HSI R Bull CBBC Sep 2012 E	2012/05/31	2012/06/01
62411	UBS AG – HSI R Bull CBBC Dec 2012 P	2012/05/31	2012/06/01
69932	Merrill Lynch Int'l & Co. C.V. – HSI R Bull CBBC Jul 2012 D	2012/05/31	2012/06/01
61721	UBS AG – China Tel R Bull CBBC Nov 2012 A	2012/05/31	2012/06/01
62396	SGA Societe Generale Acceptance N.V.-HSI R Bull CBBC Sep 12I	2012/05/31	2012/06/01
62394	SGA Societe Generale Acceptance N.V.-HSI R Bull CBBC Sep 12H	2012/05/31	2012/06/01
62098	SGA Societe Generale Acceptance N.V.-HSI R Bull CBBC Nov 12W	2012/05/31	2012/06/01
62081	Credit Suisse AG – HSI R Bull CBBC Oct 2012 T	2012/05/31	2012/06/01
69499	Credit Suisse AG – Hutchison R Bull CBBC Jun 2012 D	2012/06/01	2012/06/04
69507	UBS AG – TCH R Bull CBBC Jun 2012 H	2012/06/01	2012/06/05
68750	UBS AG – China Life R Bull CBBC Jun 2012 B	2012/06/01	2012/06/05
68632	UBS AG – Hutchison R Bull CBBC Jun 2012 A	2012/06/01	2012/06/05
60716	UBS AG – China Mobile R Bull CBBC Jul 2012 A	2012/06/01	2012/06/04
62531	UBS AG – HSI R Bear CBBC Nov 2012 K	2012/06/01	2012/06/04
62523	Credit Suisse AG – HSI R Bull CBBC Nov 2012 X	2012/06/01	2012/06/04
69079	HK Bank – Sinopec Corp R Bull CBBC Oct 2012 A	2012/06/01	2012/06/04
62515	BNP Paribas Arbit Issu B.V. – HSI R Bear CBBC Sep 2012 P	2012/06/01	2012/06/04
62506	Credit Suisse AG – HSI R Bear CBBC Nov 2012 X	2012/06/01	2012/06/04
62505	Credit Suisse AG – HSI R Bear CBBC Nov 2012 W	2012/06/01	2012/06/04
62502	UBS AG – HSI R Bear CBBC Sep 2012 L	2012/06/01	2012/06/04
62493	Daiwa Capital Mkt – HSI R Bear CBBC Sep 2012 I	2012/06/01	2012/06/04
62524	UBS AG – HSI R Bull CBBC Oct 2012 Y	2012/06/01	2012/06/04
62530	Credit Suisse AG – HSI R Bear CBBC Nov 2012 Y	2012/06/01	2012/06/04
60156	UBS AG – A50 China R Bear CBBC Jun 2012 E	2012/06/01	2012/06/05
69757	Credit Suisse AG – HSI R Bull CBBC Jul 2012 X	2012/06/04	2012/06/05
62572	BNP Paribas Arbit Issu B.V. – HSI R Bull CBBC Mar 2013 S	2012/06/04	2012/06/05
62217	Credit Suisse AG – HSI R Bull CBBC Dec 2012 K	2012/06/04	2012/06/05
62573	BNP Paribas Arbit Issu B.V. – HSI R Bull CBBC Mar 2013 T	2012/06/04	2012/06/05
69792	BNP Paribas Arbit Issu B.V. – HSI R Bull CBBC Jun 2012 F	2012/06/04	2012/06/05
62216	Credit Suisse AG – HSI R Bull CBBC Dec 2012 J	2012/06/04	2012/06/05
60405	Credit Suisse AG – HSI R Bull CBBC Oct 2012 G	2012/06/04	2012/06/05
69318	HK Bank – Hutchison R Bull CBBC Aug 2012 A	2012/06/04	2012/06/05
69828	BNP Paribas Arbit Issu B.V. – HSI R Bull CBBC Jun 2012 I	2012/06/04	2012/06/05
69741	Credit Suisse AG – HSI R Bull CBBC Jun 2012 S	2012/06/04	2012/06/05
62165	SGA Societe Generale Acceptance N.V.-HSI R Bull CBBC Nov 12I	2012/06/04	2012/06/05
62569	SGA Societe Generale Acceptance N.V.-HSI R Bull CBBC Nov 12V	2012/06/04	2012/06/05
62059	UBS AG – HSI R Bull CBBC Dec 2012 K	2012/06/04	2012/06/05
62574	UBS AG – HSI R Bull CBBC Oct 2012 T	2012/06/04	2012/06/05
69998	UBS AG – China Life R Bull CBBC Jun 2012 F	2012/06/04	2012/06/05
69783	Credit Suisse AG – HSI R Bull CBBC Jun 2012 A	2012/06/04	2012/06/05
61102	UBS AG – HSI R Bull CBBC Dec 2012 J	2012/06/04	2012/06/05
62100	SGA Societe Generale Acceptance N.V.-HSI R Bull CBBC Nov 12U	2012/06/04	2012/06/05
69821	Daiwa Capital Mkt – HSI R Bull CBBC Jun 2012 I	2012/06/04	2012/06/05
69796	Credit Suisse AG – China Life R Bull CBBC Jun 2012 D	2012/06/04	2012/06/05
62501	Credit Suisse AG – HSI R Bull CBBC Nov 2012 W	2012/06/04	2012/06/05
62454	UBS AG – CUni R Bull CBBC Dec 2012 A	2012/06/04	2012/06/05
68762	HK Bank – HKEx R Bull CBBC Nov 2012 A	2012/06/04	2012/06/05
62154	UBS AG – HSI R Bull CBBC Nov 2012 N	2012/06/04	2012/06/05
60180	UBS AG – HSBC R Bull CBBC Aug 2012 A	2012/06/04	2012/06/05
62244	UBS AG – HSI R Bull CBBC Jan 2013 J	2012/06/04	2012/06/05
62268	SGA Societe Generale Acceptance N.V.-HSI R Bull CBBC Oct12 J	2012/06/04	2012/06/05
69910	UBS AG – HSI R Bull CBBC Jun 2012 M	2012/06/04	2012/06/05
62269	SGA Societe Generale Acceptance N.V.-HSI R Bull CBBC Oct12 K	2012/06/04	2012/06/05
62487	UBS AG – HSI R Bull CBBC Dec 2012 X	2012/06/04	2012/06/05
62123	Daiwa Capital Mkt – HSI R Bull CBBC Nov 2012 B	2012/06/04	2012/06/05
61861	Credit Suisse AG – China Mobile R Bull CBBC Oct 2012 B	2012/06/04	2012/06/05
69726	BNP Paribas Arbit Issu B.V. – HSI R Bull CBBC Jun 2012 D	2012/06/04	2012/06/05
60181	UBS AG – Ping An R Bull CBBC Jul 2012 C	2012/06/04	2012/06/05
62427	HK Bank – China Life R Bull CBBC Dec 2012 B	2012/06/04	2012/06/05
62270	SGA Societe Generale Acceptance N.V.-HSI R Bull CBBC Oct12 L	2012/06/04	2012/06/05
60636	HK Bank – HSI R Bull CBBC Nov 2012 D	2012/06/04	2012/06/05
69033	UBS AG – Hutchison R Bull CBBC Aug 2012 B	2012/06/04	2012/06/05
62228	Goldman Sachs SP (Asia) – HSI R Bull CBBC Aug 2012 L	2012/06/04	2012/06/05
60104	HK Bank – HSI R Bull CBBC Aug 2012 I	2012/06/04	2012/06/05
62548	Credit Suisse AG – HSI R Bull CBBC Oct 2012 W	2012/06/04	2012/06/05
61916	Credit Suisse AG – HKEx R Bull CBBC Oct 2012 C	2012/06/04	2012/06/05
62549	Credit Suisse AG – HSI R Bull CBBC Oct 2012 X	2012/06/04	2012/06/05
61311	SGA Societe Generale Acceptance N.V.-HSI R Bull CBBC Oct 12G	2012/06/04	2012/06/05
62441	UBS AG – HSI R Bull CBBC Jan 2013 O	2012/06/04	2012/06/05
69861	Daiwa Capital Mkt – HSI R Bull CBBC Jun 2012 K	2012/06/04	2012/06/05
61003	HK Bank – China Mobile R Bull CBBC Dec 2012 A	2012/06/04	2012/06/05
62567	Credit Suisse AG – HSI R Bull CBBC Dec 2012 X	2012/06/04	2012/06/05
62566	Credit Suisse AG – TCH R Bull CBBC Nov 2012 B	2012/06/04	2012/06/05
62607	UBS AG – China Mobile R Bull CBBC Nov 2012 B	2012/06/05	2012/06/06
62606	UBS AG – HSI R Bull CBBC Oct 2012 O	2012/06/05	2012/06/06
62600	Credit Suisse AG – HSI R Bull CBBC Oct 2012 O	2012/06/05	2012/06/06
62598	Credit Suisse AG – HSI R Bull CBBC Oct 2012 M	2012/06/05	2012/06/06
62595	Daiwa Capital Mkt – HSI R Bull CBBC Oct 2012 F	2012/06/05	2012/06/06
62587	Credit Suisse AG – HSI R Bull CBBC Oct 2012 L	2012/06/05	2012/06/06
62591	BNP Paribas Arbit Issu B.V. – HSI R Bull CBBC Mar 2013 U	2012/06/05	2012/06/06
62611	BNP Paribas Arbit Issu B.V. – HSI R Bull CBBC Mar 2013 V	2012/06/05	2012/06/06
62589	SGA Societe Generale Acceptance N.V.-HSI R Bull CBBC Nov 12H	2012/06/05	2012/06/06
62593	UBS AG – HSI R Bull CBBC Nov 2012 U	2012/06/05	2012/06/06
62612	BNP Paribas Arbit Issu B.V. – HSI R Bull CBBC Mar 2013 W	2012/06/05	2012/06/06
62599	Credit Suisse AG – HSI R Bull CBBC Oct 2012 N	2012/06/05	2012/06/06
62622	UBS AG – HSI R Bull CBBC Dec 2012 D	2012/06/06	2012/06/07

List of expired CBBC, 2012 (continued)

Code	CBBC	Last trading date	Delisted date
69846	Credit Suisse AG – ICBC R Bull CBBC Jul 2012 A	2012/06/06	2012/06/07
62623	SGA Societe Generale Acceptance N.V.-HSI R Bull CBBC Nov 12O	2012/06/06	2012/06/07
62621	UBS AG – HSI R Bull CBBC Nov 2012 W	2012/06/06	2012/06/07
62620	UBS AG – HSI R Bull CBBC Dec 2012 C	2012/06/06	2012/06/07
62618	Credit Suisse AG – HSI R Bull CBBC Nov 2012 O	2012/06/06	2012/06/07
62617	Credit Suisse AG – HSI R Bull CBBC Nov 2012 Z	2012/06/06	2012/06/07
62616	Credit Suisse AG – HSI R Bull CBBC Nov 2012 Y	2012/06/06	2012/06/07
62614	SGA Societe Generale Acceptance N.V.-HSI R Bull CBBC Nov 12N	2012/06/06	2012/06/07
62613	SGA Societe Generale Acceptance N.V.-HSI R Bull CBBC Nov 12K	2012/06/06	2012/06/07
62687	UBS AG – HSI R Bear CBBC Sep 2012 M	2012/06/07	2012/06/08
62659	BNP Paribas Arbit Issu B.V. – HSI R Bear CBBC Sep 2012 B	2012/06/07	2012/06/08
62660	BNP Paribas Arbit Issu B.V. – HSI R Bear CBBC Sep 2012 C	2012/06/07	2012/06/08
62434	UBS AG – TCH R Bear CBBC Nov 2012 A	2012/06/07	2012/06/08
62662	SGA Societe Generale Acceptance N.V.-HSI R Bear CBBC Oct 12P	2012/06/07	2012/06/08
62657	Credit Suisse AG – HSI R Bear CBBC Nov 2012 B	2012/06/07	2012/06/08
62553	Credit Suisse AG – HSI R Bear CBBC Dec 2012 I	2012/06/07	2012/06/08
62672	J P Morgan SP BV – HSI R Bear CBBC Nov 2012 C	2012/06/07	2012/06/08
62656	Credit Suisse AG – HSI R Bear CBBC Nov 2012 T	2012/06/07	2012/06/08
62460	Credit Suisse AG – TCH R Bear CBBC Nov 2012 A	2012/06/07	2012/06/08
62661	SGA Societe Generale Acceptance N.V.-HSI R Bear CBBC Oct 12Q	2012/06/07	2012/06/08
62685	Daiwa Capital Mkt – HSI R Bear CBBC Oct 2012 B	2012/06/07	2012/06/08
62494	SGA Societe Generale Acceptance N.V.-HSI R Bear CBBC Oct 12W	2012/06/07	2012/06/08
62673	J P Morgan SP BV – HSI R Bear CBBC Oct 2012 C	2012/06/07	2012/06/08
62631	UBS AG – HSI R Bear CBBC Oct 2012 J	2012/06/07	2012/06/08
62571	BNP Paribas Arbit Issu B.V. – HSI R Bear CBBC Sep 2012 Q	2012/06/07	2012/06/08
62624	Credit Suisse AG – HSI R Bear CBBC Nov 2012 Z	2012/06/07	2012/06/08
62630	Credit Suisse AG – HSI R Bear CBBC Nov 2012 U	2012/06/07	2012/06/08
62570	UBS AG – HSI R Bear CBBC Oct 2012 H	2012/06/07	2012/06/08
69149	UBS AG – TCH R Bull CBBC Jun 2012 E	2012/06/08	2012/06/12
62697	Daiwa Capital Mkt – HSI R Bull CBBC Oct 2012 G	2012/06/08	2012/06/11
68401	UBS AG – HSBC R Bull CBBC Jun 2012 A	2012/06/08	2012/06/12
62636	Goldman Sachs SP (Asia) – HSI R Bull CBBC Sep 2012 E	2012/06/08	2012/06/11
61970	UBS AG – ICBC R Bull CBBC Dec 2012 A	2012/06/08	2012/06/11
62640	SGA Societe Generale Acceptance N.V.-HSI R Bull CBBC Nov 12B	2012/06/08	2012/06/11
61004	HK Bank – A50 R Bull CBBC Jan 2013 A	2012/06/08	2012/06/11
60070	BNP Paribas Arbit Issu B.V. – A50 Ch R Bull CBBC Dec 2012 B	2012/06/08	2012/06/11
62703	Credit Suisse AG – HSI R Bull CBBC Oct 2012 P	2012/06/08	2012/06/11
62653	Credit Suisse AG – HSI R Bull CBBC Nov 2012 G	2012/06/08	2012/06/11
62655	UBS AG – HSI R Bull CBBC Nov 2012 X	2012/06/08	2012/06/11
62706	BNP Paribas Arbit Issu B.V. – HSI R Bear CBBC Sep 2012 P	2012/06/08	2012/06/11
68637	UBS AG – Ping An R Bull CBBC Jun 2012 A	2012/06/08	2012/06/12
68778	UBS AG – HSBC R Bear CBBC Jun 2012 C	2012/06/08	2012/06/12
62708	UBS AG – HSI R Bull CBBC Oct 2012 J	2012/06/08	2012/06/11
62711	Credit Suisse AG – HSI R Bear CBBC Oct 2012 G	2012/06/08	2012/06/11
62712	UBS AG – HSI R Bear CBBC Oct 2012 K	2012/06/08	2012/06/11
62704	Credit Suisse AG – HSI R Bear CBBC Oct 2012 X	2012/06/08	2012/06/11
62652	BNP Paribas Arbit Issu B.V. – HSI R Bull CBBC Mar 2013 D	2012/06/08	2012/06/11
62741	BNP Paribas Arbit Issu B.V. – HSI R Bear CBBC Sep 2012 O	2012/06/11	2012/06/12
62484	UBS AG – HSI R Bear CBBC Sep 2012 J	2012/06/11	2012/06/12
62773	Credit Suisse AG – HSI R Bear CBBC Nov 2012 G	2012/06/11	2012/06/12
62742	SGA Societe Generale Acceptance N.V.-HSI R Bear CBBC Oct 12A	2012/06/11	2012/06/12
62740	BNP Paribas Arbit Issu B.V. – HSI R Bear CBBC Sep 2012 N	2012/06/11	2012/06/12
62739	BNP Paribas Arbit Issu B.V. – HSI R Bear CBBC Sep 2012 D	2012/06/11	2012/06/12
62499	Credit Suisse AG – HSI R Bear CBBC Nov 2012 V	2012/06/11	2012/06/12
62488	UBS AG – TCH R Bear CBBC Dec 2012 A	2012/06/11	2012/06/12
62743	SGA Societe Generale Acceptance N.V.-HSI R Bear CBBC Oct 12B	2012/06/11	2012/06/12
62744	SGA Societe Generale Acceptance N.V.-HSI R Bear CBBC Nov 12A	2012/06/11	2012/06/12
62746	Credit Suisse AG – HSI R Bear CBBC Nov 2012 W	2012/06/11	2012/06/12
62747	Credit Suisse AG – HSI R Bear CBBC Nov 2012 X	2012/06/11	2012/06/12
62759	Credit Suisse AG – HSI R Bear CBBC Nov 2012 Y	2012/06/11	2012/06/12
62461	Credit Suisse AG – TCH R Bear CBBC Nov 2012 B	2012/06/11	2012/06/12
62772	Credit Suisse AG – HSI R Bear CBBC Oct 2012 K	2012/06/11	2012/06/12
62765	UBS AG – HSI R Bear CBBC Nov 2012 L	2012/06/11	2012/06/12
62769	Daiwa Capital Mkt – HSI R Bear CBBC Oct 2012 D	2012/06/11	2012/06/12
62767	UBS AG – HSI R Bear CBBC Sep 2012 L	2012/06/11	2012/06/12
62745	SGA Societe Generale Acceptance N.V.-HSI R Bear CBBC Nov 12B	2012/06/11	2012/06/12
62586	Credit Suisse AG – HSI R Bear CBBC Oct 2012 R	2012/06/11	2012/06/12
62658	Credit Suisse AG – HSI R Bear CBBC Nov 2012 C	2012/06/11	2012/06/12
62568	SGA Societe Generale Acceptance N.V.-HSI R Bear CBBC Oct 12X	2012/06/11	2012/06/12
62626	SGA Societe Generale Acceptance N.V.-HSI R Bear CBBC Oct 12Y	2012/06/11	2012/06/12
62766	UBS AG – HSI R Bear CBBC Oct 2012 M	2012/06/11	2012/06/12
62517	BNP Paribas Arbit Issu B.V. – HSI R Bear CBBC Sep 2012 Z	2012/06/11	2012/06/12
62713	Daiwa Capital Mkt – HSI R Bear CBBC Oct 2012 C	2012/06/11	2012/06/12
62671	J P Morgan SP BV – HSI R Bear CBBC Oct 2012 B	2012/06/11	2012/06/12
62791	HK Bank – HSI R Bear CBBC Dec 2012 T	2012/06/12	2012/06/13
62786	Goldman Sachs SP (Asia) – HSI R Bear CBBC Sep 2012 D	2012/06/12	2012/06/13
62798	UBS AG – HSI R Bear CBBC Nov 2012 M	2012/06/12	2012/06/13
69894	UBS AG – ABC R Bull CBBC Sep 2012 A	2012/06/12	2012/06/13
62805	UBS AG – HSI R Bear CBBC Nov 2012 N	2012/06/12	2012/06/13
62785	Goldman Sachs SP (Asia) – HSI R Bear CBBC Sep 2012 C	2012/06/12	2012/06/13
62787	Goldman Sachs SP (Asia) – HSI R Bear CBBC Sep 2012 E	2012/06/12	2012/06/13
62792	HK Bank – HSI R Bear CBBC Dec 2012 U	2012/06/12	2012/06/13
69848	Credit Suisse AG – ABC R Bull CBBC Oct 2012 A	2012/06/12	2012/06/13
62797	Credit Suisse AG – HSI R Bear CBBC Dec 2012 M	2012/06/12	2012/06/13
62594	UBS AG – HSI R Bear CBBC Oct 2012 I	2012/06/13	2012/06/14
62819	Credit Suisse AG – HSI R Bear CBBC Dec 2012 N	2012/06/13	2012/06/14
62806	Merrill Lynch Int'l & Co. C.V. – HSI R Bear CBBC Dec 2012 H	2012/06/13	2012/06/14

List of expired CBBC, 2012 (continued)

Code	CBBC	Last trading date	Delisted date
62830	J P Morgan SP BV – HSI R Bear CBBC Jan 2013 G	2012/06/13	2012/06/14
62625	Credit Suisse AG – HSI R Bear CBBC Nov 2012 O	2012/06/13	2012/06/14
62485	Daiwa Capital Mkt – HSI R Bear CBBC Sep 2012 H	2012/06/13	2012/06/14
62590	BNP Paribas Arbit Issu B.V. – HSI R Bear CBBC Sep 2012 A	2012/06/13	2012/06/14
62829	J P Morgan SP BV – HSI R Bear CBBC Jan 2013 F	2012/06/13	2012/06/14
62818	UBS AG – HSI R Bear CBBC Sep 2012 N	2012/06/13	2012/06/14
62811	HK Bank – China Life R Bear CBBC Dec 2012 D	2012/06/13	2012/06/14
62840	SGA Societe Generale Acceptance N.V.-HSI R Bear CBBC Oct 12P	2012/06/14	2012/06/15
62844	UBS AG – HSI R Bear CBBC Nov 2012 O	2012/06/14	2012/06/15
62838	Credit Suisse AG – HSI R Bear CBBC Nov 2012 B	2012/06/14	2012/06/15
62839	Credit Suisse AG – HSI R Bear CBBC Nov 2012 T	2012/06/14	2012/06/15
62837	BNP Paribas Arbit Issu B.V. – HSI R Bear CBBC Sep 2012 B	2012/06/14	2012/06/15
62841	SGA Societe Generale Acceptance N.V.-HSI R Bear CBBC Oct 12Q	2012/06/14	2012/06/15
62842	SGA Societe Generale Acceptance N.V.-HSI R Bear CBBC Oct 12W	2012/06/14	2012/06/15
62843	UBS AG – HSI R Bear CBBC Oct 2012 H	2012/06/14	2012/06/15
62627	SGA Societe Generale Acceptance N.V.-HSI R Bear CBBC Oct 12Z	2012/06/15	2012/06/18
62863	BNP Paribas Arbit Issu B.V. – HSI R Bear CBBC Sep 2012 C	2012/06/15	2012/06/18
62351	Credit Suisse AG – HSI R Bear CBBC Oct 2012 Y	2012/06/15	2012/06/18
62354	SGA Societe Generale Acceptance N.V.-HSI R Bear CBBC Aug 12T	2012/06/15	2012/06/18
60450	UBS AG – China Mobile R Bear CBBC Jun 2012 C	2012/06/15	2012/06/19
62670	J P Morgan SP BV – HSI R Bear CBBC Nov 2012 B	2012/06/15	2012/06/18
62410	UBS AG – HSI R Bear CBBC Aug 2012 N	2012/06/15	2012/06/18
62369	BNP Paribas Arbit Issu B.V. – HSI R Bear CBBC Aug 2012 Y	2012/06/15	2012/06/18
62320	SGA Societe Generale Acceptance N.V.-HSI R Bear CBBC Aug 12S	2012/06/15	2012/06/18
62637	Goldman Sachs SP (Asia) – HSI R Bear CBBC Sep 2012 A	2012/06/15	2012/06/18
62638	Goldman Sachs SP (Asia) – HSI R Bear CBBC Sep 2012 B	2012/06/15	2012/06/18
60843	UBS AG – Sinopec Corp R Bear CBBC Jun 2012 G	2012/06/15	2012/06/19
62405	Credit Suisse AG – HSI R Bear CBBC Nov 2012 R	2012/06/15	2012/06/18
62377	UBS AG – HSI R Bear CBBC Sep 2012 I	2012/06/15	2012/06/18
62603	Credit Suisse AG – HSI R Bear CBBC Oct 2012 A	2012/06/15	2012/06/18
60297	UBS AG – China Mobile R Bull CBBC Jun 2012 B	2012/06/15	2012/06/19
60027	UBS AG – TCH R Bull CBBC Jun 2012 I	2012/06/15	2012/06/19
62807	Merrill Lynch Int'l & Co. C.V. – HSI R Bear CBBC Dec 2012 I	2012/06/15	2012/06/18
62866	Credit Suisse AG – HSI R Bear CBBC Nov 2012 U	2012/06/15	2012/06/18
69452	HK Bank – HKEx R Bear CBBC Jun 2012 A	2012/06/15	2012/06/19
69456	Credit Suisse AG – Hutchison R Bull CBBC Jun 2012 C	2012/06/15	2012/06/19
62292	Credit Suisse AG – HSI R Bear CBBC Oct 2012 W	2012/06/15	2012/06/18
62513	HK Bank – HSI R Bear CBBC Dec 2012 R	2012/06/15	2012/06/18
68930	Credit Suisse AG – Ping An R Bull CBBC Jun 2012 A	2012/06/15	2012/06/19
68940	Credit Suisse AG – CNOOC R Bull CBBC Jun 2012 A	2012/06/15	2012/06/19
69876	UBS AG – Petrochina R Bull CBBC Jun 2012 A	2012/06/15	2012/06/19
62518	BNP Paribas Arbit Issu B.V. – HSI R Bear CBBC Sep 2012 M	2012/06/15	2012/06/18
69879	UBS AG – AIA R Bull CBBC Jun 2012 B	2012/06/15	2012/06/19
62294	UBS AG – HSI R Bear CBBC Oct 2012 D	2012/06/15	2012/06/18
68848	UBS AG – Jiangxi Copper R Bear CBBC Jun 2012 B	2012/06/15	2012/06/19
62867	Credit Suisse AG – HSI R Bear CBBC Nov 2012 Z	2012/06/15	2012/06/18
62873	Daiwa Capital Mkt – HSI R Bear CBBC Oct 2012 E	2012/06/15	2012/06/18
62874	Credit Suisse AG – HSI R Bear CBBC Dec 2012 O	2012/06/15	2012/06/18
62875	UBS AG – HSI R Bear CBBC Dec 2012 G	2012/06/15	2012/06/18
62877	UBS AG – HSI R Bear CBBC Sep 2012 M	2012/06/15	2012/06/18
62878	BNP Paribas Arbit Issu B.V. – HSI R Bear CBBC Sep 2012 Q	2012/06/15	2012/06/18
62828	J P Morgan SP BV – HSI R Bear CBBC Jan 2013 E	2012/06/15	2012/06/18
69889	Credit Suisse AG – HSBC R Bull CBBC Jun 2012 C	2012/06/15	2012/06/19
62860	UBS AG – China Mobile R Bear CBBC Dec 2012 C	2012/06/15	2012/06/18
60035	UBS AG – Petrochina R Bear CBBC Jun 2012 B	2012/06/15	2012/06/19
60030	UBS AG – Ping An R Bull CBBC Jun 2012 F	2012/06/15	2012/06/19
68849	UBS AG – HKEx R Bear CBBC Jun 2012 C	2012/06/15	2012/06/19
62352	Credit Suisse AG – HSI R Bear CBBC Oct 2012 Z	2012/06/18	2012/06/19
62668	J P Morgan SP BV – HSI R Bear CBBC Nov 2012 A	2012/06/18	2012/06/19
62274	Credit Suisse AG – HSI R Bear CBBC Oct 2012 T	2012/06/18	2012/06/19
62275	Credit Suisse AG – HSI R Bear CBBC Oct 2012 U	2012/06/18	2012/06/19
60604	UBS AG – COVS R Bear CBBC Jul 2012 B	2012/06/18	2012/06/19
62211	Credit Suisse AG – HSI R Bear CBBC Sep 2012 K	2012/06/18	2012/06/19
62233	SGA Societe Generale Acceptance N.V.-HSI R Bear CBBC Aug 12H	2012/06/18	2012/06/19
62232	SGA Societe Generale Acceptance N.V.-HSI R Bear CBBC Aug 12O	2012/06/18	2012/06/19
62669	J P Morgan SP BV – HSI R Bear CBBC Oct 2012 A	2012/06/18	2012/06/19
62297	Goldman Sachs SP (Asia) – HSI R Bear CBBC Aug 2012 M	2012/06/18	2012/06/19
62226	BNP Paribas Arbit Issu B.V. – HSI R Bear CBBC Aug 2012 U	2012/06/18	2012/06/19
62225	BNP Paribas Arbit Issu B.V. – HSI R Bear CBBC Aug 2012 T	2012/06/18	2012/06/19
62210	Credit Suisse AG – HSI R Bear CBBC Sep 2012 C	2012/06/18	2012/06/19
62277	UBS AG – HSI R Bear CBBC Sep 2012 E	2012/06/18	2012/06/19
62902	BNP Paribas Arbit Issu B.V. – HSI R Bear CBBC Sep 2012 P	2012/06/18	2012/06/19
62882	HK Bank – China Mobile R Bear CBBC Dec 2012 F	2012/06/18	2012/06/19
62891	Credit Suisse AG – HSI R Bear CBBC Oct 2012 X	2012/06/18	2012/06/19
62389	UBS AG – China Life R Bear CBBC Nov 2012 A	2012/06/18	2012/06/19
62583	Merrill Lynch Int'l & Co. C.V. – HSI R Bear CBBC Dec 2012 F	2012/06/18	2012/06/19
62255	BNP Paribas Arbit Issu B.V. – HSI R Bear CBBC Aug 2012 V	2012/06/18	2012/06/19
62894	SGA Societe Generale Acceptance N.V.-HSI R Bear CBBC Oct 12A	2012/06/18	2012/06/19
62406	Credit Suisse AG – HSI R Bear CBBC Nov 2012 S	2012/06/18	2012/06/19
62247	Daiwa Capital Mkt – HSI R Bear CBBC Aug 2012 O	2012/06/18	2012/06/19
62901	SGA Societe Generale Acceptance N.V.-HSI R Bear CBBC Oct 12B	2012/06/18	2012/06/19
62851	Credit Suisse AG – HKEx R Bear CBBC Dec 2012 A	2012/06/18	2012/06/19
62246	Credit Suisse AG – HSI R Bear CBBC Sep 2012 R	2012/06/18	2012/06/19
62893	Credit Suisse AG – HSI R Bear CBBC Oct 2012 R	2012/06/18	2012/06/19
62889	Credit Suisse AG – HSI R Bear CBBC Oct 2012 G	2012/06/18	2012/06/19
62892	Credit Suisse AG – HSI R Bear CBBC Oct 2012 K	2012/06/18	2012/06/19
62903	UBS AG – HSI R Bear CBBC Oct 2012 J	2012/06/18	2012/06/19

List of expired CBBC, 2012 (continued)

Code	CBBC	Last trading date	Delisted date
62248	Daiwa Capital Mkt – HSI R Bear CBBC Sep 2012 G	2012/06/18	2012/06/19
62514	HK Bank – HSI R Bear CBBC Dec 2012 S	2012/06/18	2012/06/19
62266	SGA Societe Generale Acceptance N.V.-HSI R Bear CBBC Aug12 R	2012/06/18	2012/06/19
62265	UBS AG – HSI R Bear CBBC Aug 2012 L	2012/06/18	2012/06/19
62264	UBS AG – HSI R Bear CBBC Aug 2012 J	2012/06/18	2012/06/19
62374	Credit Suisse AG – HSI R Bear CBBC Dec 2012 H	2012/06/18	2012/06/19
62286	Credit Suisse AG – China Life R Bear CBBC Nov 2012 A	2012/06/18	2012/06/19
62909	SGA Societe Generale Acceptance N.V.-HSI R Bear CBBC Nov 12C	2012/06/18	2012/06/19
62910	UBS AG – HSI R Bear CBBC Sep 2012 J	2012/06/18	2012/06/19
62768	Daiwa Capital Mkt – HSCEI R Bear CBBC Feb 2013 A	2012/06/18	2012/06/19
60473	Credit Suisse AG – HSI R Bear CBBC Sep 2012 O	2012/06/19	2012/06/20
60475	Credit Suisse AG – HSI R Bear CBBC Oct 2012 L	2012/06/19	2012/06/20
60804	Credit Suisse AG – HSI R Bear CBBC Oct 2012 O	2012/06/19	2012/06/20
60826	Credit Suisse AG – HSI R Bear CBBC Dec 2012 F	2012/06/19	2012/06/20
62545	HK Bank – TCH R Bear CBBC Feb 2013 A	2012/06/19	2012/06/20
62951	UBS AG – HSI R Bear CBBC Nov 2012 P	2012/06/19	2012/06/20
61749	UBS AG – TCH R Bear CBBC Sep 2012 C	2012/06/19	2012/06/20
60827	Credit Suisse AG – HSI R Bear CBBC Oct 2012 Q	2012/06/19	2012/06/20
60262	Credit Suisse AG – HSI R Bear CBBC Oct 2012 F	2012/06/19	2012/06/20
60805	Credit Suisse AG – HSI R Bear CBBC Nov 2012 L	2012/06/19	2012/06/20
60657	Credit Suisse AG – HSI R Bear CBBC Oct 2012 M	2012/06/19	2012/06/20
60666	Credit Suisse AG – HSI R Bear CBBC Nov 2012 K	2012/06/19	2012/06/20
60663	Credit Suisse AG – HSI R Bear CBBC Oct 2012 N	2012/06/19	2012/06/20
61866	Credit Suisse AG – TCH R Bear CBBC Oct 2012 D	2012/06/19	2012/06/20
60261	Credit Suisse AG – HSI R Bear CBBC Sep 2012 J	2012/06/19	2012/06/20
60664	Credit Suisse AG – HSI R Bear CBBC Nov 2012 J	2012/06/19	2012/06/20
60661	Credit Suisse AG – HSI R Bear CBBC Dec 2012 B	2012/06/19	2012/06/20
60807	Credit Suisse AG – HSI R Bear CBBC Oct 2012 P	2012/06/19	2012/06/20
60660	Credit Suisse AG – HSI R Bear CBBC Nov 2012 I	2012/06/19	2012/06/20
62950	Credit Suisse AG – HSI R Bear CBBC Nov 2012 C	2012/06/19	2012/06/20
60259	Credit Suisse AG – HSI R Bear CBBC Sep 2012 I	2012/06/19	2012/06/20
60414	Credit Suisse AG – HSI R Bear CBBC Oct 2012 I	2012/06/19	2012/06/20
60665	Credit Suisse AG – HSI R Bear CBBC Dec 2012 C	2012/06/19	2012/06/20
62939	HK Bank – Hutchison R Bear CBBC Dec 2012 B	2012/06/19	2012/06/20
62972	Daiwa Capital Mkt – HSI R Bear CBBC Nov 2012 A	2012/06/20	2012/06/21
62965	UBS AG – HSI R Bear CBBC Dec 2012 H	2012/06/20	2012/06/21
62964	Credit Suisse AG – HSI R Bear CBBC Nov 2012 G	2012/06/20	2012/06/21
62956	SGA Societe Generale Acceptance N.V.-HSI R Bear CBBC Nov 12D	2012/06/20	2012/06/21
62990	UBS AG – HSI R Bear CBBC Oct 2012 M	2012/06/21	2012/06/22
62989	Daiwa Capital Mkt – HSI R Bear CBBC Nov 2012 B	2012/06/21	2012/06/22
62988	BNP Paribas Arbit Issu B.V. – HSI R Bear CBBC Sep 2012 D	2012/06/21	2012/06/22
62987	Credit Suisse AG – HSI R Bear CBBC Nov 2012 V	2012/06/21	2012/06/22
62974	Credit Suisse AG – HSI R Bull CBBC Nov 2012 A	2012/06/22	2012/06/25
60400	Credit Suisse AG – Sinopec Corp R Bear CBBC Jun 2012 C	2012/06/22	2012/06/26
63007	Daiwa Capital Mkt – HSI R Bull CBBC Nov 2012 C	2012/06/22	2012/06/25
69915	UBS AG – Ping An R Bull CBBC Jun 2012 E	2012/06/22	2012/06/26
69869	UBS AG – Cheung Kong R Bull CBBC Jun 2012 C	2012/06/22	2012/06/26
60277	Credit Suisse AG – Hutchison R Bear CBBC Jun 2012 E	2012/06/22	2012/06/26
69980	Credit Suisse AG – TCH R Bull CBBC Jun 2012 A	2012/06/22	2012/06/26
60321	Credit Suisse AG – TCH R Bull CBBC Jun 2012 D	2012/06/22	2012/06/26
63019	J P Morgan SP BV – HSI R Bull CBBC Mar 2013 H	2012/06/22	2012/06/25
63018	J P Morgan SP BV – HSI R Bull CBBC Mar 2013 G	2012/06/22	2012/06/25
63017	UBS AG – HSI R Bull CBBC Oct 2012 H	2012/06/22	2012/06/25
63016	UBS AG – HSI R Bull CBBC Dec 2012 M	2012/06/22	2012/06/25
63014	Goldman Sachs SP (Asia) – HSI R Bull CBBC Sep 2012 N	2012/06/22	2012/06/25
69987	Credit Suisse AG – TCH R Bull CBBC Jun 2012 B	2012/06/22	2012/06/26
63012	Goldman Sachs SP (Asia) – HSI R Bull CBBC Sep 2012 M	2012/06/22	2012/06/25
63008	BNP Paribas Arbit Issu B.V. – HSI R Bull CBBC Apr 2013 J	2012/06/22	2012/06/25
62975	Credit Suisse AG – HSI R Bull CBBC Nov 2012 D	2012/06/22	2012/06/25
63006	Credit Suisse AG – HSI R Bull CBBC Nov 2012 I	2012/06/22	2012/06/25
63005	Credit Suisse AG – HSI R Bull CBBC Nov 2012 H	2012/06/22	2012/06/25
63004	Credit Suisse AG – HSI R Bull CBBC Nov 2012 F	2012/06/22	2012/06/25
60015	Credit Suisse AG – Ping An R Bull CBBC Jun 2012 H	2012/06/22	2012/06/26
62999	UBS AG – HSI R Bear CBBC Sep 2012 N	2012/06/22	2012/06/25
62998	UBS AG – HSI R Bear CBBC Sep 2012 L	2012/06/22	2012/06/25
62997	Credit Suisse AG – HSI R Bear CBBC Nov 2012 X	2012/06/22	2012/06/25
62996	Credit Suisse AG – HSI R Bear CBBC Nov 2012 W	2012/06/22	2012/06/25
60368	UBS AG – CM Bank R Bear CBBC Jun 2012 B	2012/06/22	2012/06/26
62983	BNP Paribas Arbit Issu B.V. – HSI R Bull CBBC Apr 2013 I	2012/06/22	2012/06/25
62976	UBS AG – HSI R Bull CBBC Nov 2012 J	2012/06/22	2012/06/25
60392	UBS AG – Ping An R Bear CBBC Jun 2012 G	2012/06/22	2012/06/26
63010	BNP Paribas Arbit Issu B.V. – HSI R Bull CBBC Apr 2013 K	2012/06/22	2012/06/25
68976	UBS AG – AIA R Bull CBBC Jun 2012 A	2012/06/22	2012/06/26
68803	UBS AG – China Life R Bull CBBC Jun 2012 C	2012/06/22	2012/06/26
60743	UBS AG – TCH R Bull CBBC Jun 2012 J	2012/06/22	2012/06/26
62948	UBS AG – HSI R Bull CBBC Dec 2012 G	2012/06/25	2012/06/26
62385	UBS AG – HSI R Bull CBBC Nov 2012 L	2012/06/25	2012/06/26
62383	UBS AG – HSI R Bull CBBC Jan 2013 W	2012/06/25	2012/06/26
62382	BNP Paribas Arbit Issu B.V. – HSI R Bull CBBC Apr 2013 N	2012/06/25	2012/06/26
62323	BNP Paribas Arbit Issu B.V. – HSI R Bull CBBC Apr 2013 M	2012/06/25	2012/06/26
62920	UBS AG – HSI R Bull CBBC Oct 2012 A	2012/06/25	2012/06/26
62926	SGA Societe Generale Acceptance N.V.-HSI R Bull CBBC Nov 12X	2012/06/25	2012/06/26
62977	UBS AG – China Life R Bull CBBC Nov 2012 B	2012/06/25	2012/06/26
61967	Credit Suisse AG – HSI R Bull CBBC Sep 2012 V	2012/06/25	2012/06/26
63049	HK Bank – HSI R Bull CBBC Jan 2013 E	2012/06/25	2012/06/26
62425	UBS AG – HSI R Bull CBBC Nov 2012 O	2012/06/25	2012/06/26
62015	Credit Suisse AG – HSI R Bull CBBC Sep 2012 W	2012/06/25	2012/06/26

List of expired CBBC, 2012 (continued)

Code	CBBC	Last trading date	Delisted date
62016	Credit Suisse AG – HSI R Bull CBBC Sep 2012 K	2012/06/25	2012/06/26
62299	BNP Paribas Arbit Issu B.V. – HSI R Bull CBBC Apr 2013 L	2012/06/25	2012/06/26
62288	SGA Societe Generale Acceptance N.V.-HSI R Bull CBBC Nov 12K	2012/06/25	2012/06/26
62287	SGA Societe Generale Acceptance N.V.-HSI R Bull CBBC Nov 12H	2012/06/25	2012/06/26
62036	Credit Suisse AG – HSI R Bull CBBC Sep 2012 X	2012/06/25	2012/06/26
62259	SGA Societe Generale Acceptance N.V.-HSI R Bull CBBC Nov 12V	2012/06/25	2012/06/26
68745	HK Bank – A50 R Bull CBBC Jun 2012 D	2012/06/25	2012/06/27
63029	SGA Societe Generale Acceptance N.V.-HSI R Bull CBBC Nov 12I	2012/06/25	2012/06/26
62913	Daiwa Capital Mkt – HSI R Bull CBBC Oct 2012 H	2012/06/25	2012/06/26
62969	Credit Suisse AG – HSI R Bull CBBC Nov 2012 Z	2012/06/25	2012/06/26
61966	Credit Suisse AG – HSI R Bull CBBC Sep 2012 L	2012/06/25	2012/06/26
62486	UBS AG – Evergrande R Bull CBBC Apr 2013 A	2012/06/25	2012/06/26
63034	SGA Societe Generale Acceptance N.V.-HSI R Bull CBBC Nov 12U	2012/06/25	2012/06/26
62912	Credit Suisse AG – HSI R Bull CBBC Oct 2012 W	2012/06/25	2012/06/26
62911	Credit Suisse AG – HSI R Bull CBBC Oct 2012 G	2012/06/25	2012/06/26
62917	BNP Paribas Arbit Issu B.V. – HSI R Bull CBBC Apr 2013 H	2012/06/25	2012/06/26
63048	HK Bank – HSI R Bull CBBC Jan 2013 D	2012/06/25	2012/06/26
62426	Goldman Sachs SP (Asia) – HSI R Bull CBBC Sep 2012 O	2012/06/25	2012/06/26
62932	Credit Suisse AG – TCH R Bull CBBC Oct 2012 F	2012/06/26	2012/06/27
62886	UBS AG – HSI R Bull CBBC Oct 2012 K	2012/06/26	2012/06/27
62115	Credit Suisse AG – A50 China R Bull CBBC Oct 2012 A	2012/06/26	2012/06/27
69609	HK Bank – ICBC R Bull CBBC Jul 2012 B	2012/06/26	2012/06/27
62788	HK Bank – HSI R Bull CBBC Jan 2013 F	2012/06/26	2012/06/27
61505	UBS AG – A50 China R Bull CBBC Sep 2012 B	2012/06/26	2012/06/27
62771	Credit Suisse AG – HSI R Bull CBBC Sep 2012 Y	2012/06/26	2012/06/27
62928	Credit Suisse AG – TCH R Bull CBBC Oct 2012 E	2012/06/26	2012/06/27
61413	Daiwa Capital Mkt – A50 China R Bull CBBC Dec 2012 B	2012/06/26	2012/06/27
62444	UBS AG – TCH R Bull CBBC Dec 2012 B	2012/06/26	2012/06/27
62848	Credit Suisse AG – TCH R Bull CBBC Dec 2012 B	2012/06/26	2012/06/27
62604	Merrill Lynch Int'l & Co. C.V. – HSI R Bull CBBC Dec 2012 E	2012/06/26	2012/06/27
60365	UBS AG – Sands China R Bull CBBC Jul 2012 A	2012/06/26	2012/06/27
62933	Credit Suisse AG – TCH R Bull CBBC Oct 2012 G	2012/06/26	2012/06/27
61195	Daiwa Capital Mkt – HSI R Bear CBBC Jun 2012 T	2012/06/27	2012/06/29
68956	UBS AG – HSI R Bear CBBC Jun 2012 R	2012/06/27	2012/06/29
65571	HK Bank – Cheung Kong R Bear CBBC Jun 2012 A	2012/06/27	2012/06/29
60940	Credit Suisse AG – HSI R Bear CBBC Jun 2012 A	2012/06/27	2012/06/29
61237	Credit Suisse AG – HSI R Bear CBBC Jun 2012 F	2012/06/27	2012/06/29
60520	Daiwa Capital Mkt – HSCEI R Bear CBBC Jun 2012 C	2012/06/27	2012/06/29
60949	Citigroup Global Mkt H Inc. – HSI R Bear CBBC Jun 2012 A	2012/06/27	2012/06/29
61256	Credit Suisse AG – HSI R Bear CBBC Jun 2012 G	2012/06/27	2012/06/29
61196	Credit Suisse AG – HSI R Bear CBBC Jun 2012 U	2012/06/27	2012/06/29
69790	UBS AG – HSI R Bull CBBC Jun 2012 A	2012/06/27	2012/06/29
61197	Credit Suisse AG – HSI R Bear CBBC Jun 2012 D	2012/06/27	2012/06/29
61198	UBS AG – HSI R Bear CBBC Jun 2012 S	2012/06/27	2012/06/29
61254	UBS AG – HSI R Bear CBBC Jun 2012 X	2012/06/27	2012/06/29
67685	SGA Societe Generale Acceptance N.V.-HSI R Bull CBBC Jun 12E	2012/06/27	2012/06/29
67439	Credit Suisse AG – HSI R Bull CBBC Jun 2012 N	2012/06/27	2012/06/29
60950	Citigroup Global Mkt H Inc. – HSI R Bear CBBC Jun 2012 B	2012/06/27	2012/06/29
61244	Credit Suisse AG – HSI R Bear CBBC Jun 2012 B	2012/06/27	2012/06/29
60193	BNP Paribas Arbit Issu B.V. – HSI R Bear CBBC Jun 2012 X	2012/06/27	2012/06/29
60885	Goldman Sachs SP (Asia) – HSI R Bear CBBC Jun 2012 A	2012/06/27	2012/06/29
67692	SGA Societe Generale Acceptance N.V.-HSI R Bull CBBC Jun 12I	2012/06/27	2012/06/29
67694	SGA Societe Generale Acceptance N.V.-HSI R Bull CBBC Jun 12J	2012/06/27	2012/06/29
60137	Credit Suisse AG – HSI R Bear CBBC Jun 2012 V	2012/06/27	2012/06/29
68568	UBS AG – HSI R Bull CBBC Jun 2012 K	2012/06/27	2012/06/29
68470	SGA Societe Generale Acceptance N.V.-HSI R Bull CBBC Jun 12O	2012/06/27	2012/06/29
68469	SGA Societe Generale Acceptance N.V.-HSI R Bull CBBC Jun 12N	2012/06/27	2012/06/29
68724	UBS AG – HSI R Bull CBBC Jun 2012 L	2012/06/27	2012/06/29
60184	UBS AG – HSI R Bear CBBC Jun 2012 O	2012/06/27	2012/06/29
63768	Citigroup Global Mkt H Inc. – HSI R Bull CBBC Dec 2012 E	2012/06/27	2012/06/28
60284	BNP Paribas Arbit Issu B.V. – HSI R Bear CBBC Jun 2012 H	2012/06/27	2012/06/29
60429	Daiwa Capital Mkt – HSI R Bear CBBC Jun 2012 W	2012/06/27	2012/06/29
60428	Daiwa Capital Mkt – HSI R Bear CBBC Jun 2012 V	2012/06/27	2012/06/29
60427	Daiwa Capital Mkt – HSI R Bear CBBC Jun 2012 U	2012/06/27	2012/06/29
67701	SGA Societe Generale Acceptance N.V.-HSI R Bull CBBC Jun 12M	2012/06/27	2012/06/29
67698	SGA Societe Generale Acceptance N.V.-HSI R Bull CBBC Jun 12L	2012/06/27	2012/06/29
67697	SGA Societe Generale Acceptance N.V.-HSI R Bull CBBC Jun 12K	2012/06/27	2012/06/29
62794	HK Bank – China Mobile R Bear CBBC Dec 2012 E	2012/06/27	2012/06/28
60448	UBS AG – HSCEI R Bear CBBC Jun 2012 C	2012/06/27	2012/06/29
63253	Credit Suisse AG – HSI R Bull CBBC Sep 2012 Z	2012/06/27	2012/06/28
60887	Goldman Sachs SP (Asia) – HSI R Bear CBBC Jun 2012 C	2012/06/27	2012/06/29
61307	Credit Suisse AG – HSI R Bear CBBC Jun 2012 M	2012/06/27	2012/06/29
60886	Goldman Sachs SP (Asia) – HSI R Bear CBBC Jun 2012 B	2012/06/27	2012/06/29
63129	SGA Societe Generale Acceptance N.V.-HSI R Bull CBBC Oct 12W	2012/06/27	2012/06/28
63142	SGA Societe Generale Acceptance N.V.-HSI R Bull CBBC Oct 12X	2012/06/27	2012/06/28
63150	SGA Societe Generale Acceptance N.V.-HSI R Bull CBBC Oct 12Y	2012/06/27	2012/06/28
63161	HK Bank – TCH R Bull CBBC Jan 2013 B	2012/06/27	2012/06/28
60361	UBS AG – Sinopec Corp R Bear CBBC Jun 2012 F	2012/06/27	2012/06/29
67688	SGA Societe Generale Acceptance N.V.-HSI R Bull CBBC Jun 12F	2012/06/27	2012/06/29
69908	Credit Suisse AG – HSI R Bull CBBC Jun 2012 I	2012/06/27	2012/06/29
67690	SGA Societe Generale Acceptance N.V.-HSI R Bull CBBC Jun 12G	2012/06/27	2012/06/29
63281	Credit Suisse AG – HSI R Bull CBBC Sep 2012 D	2012/06/27	2012/06/28
63456	Daiwa Capital Mkt – HSI R Bull CBBC Nov 2012 D	2012/06/27	2012/06/28
63488	UBS AG – Hutchison R Bull CBBC Dec 2012 B	2012/06/27	2012/06/28
63610	UBS AG – HSI R Bull CBBC Dec 2012 N	2012/06/27	2012/06/28
67691	SGA Societe Generale Acceptance N.V.-HSI R Bull CBBC Jun 12H	2012/06/27	2012/06/29
60845	Credit Suisse AG – HSI R Bear CBBC Jun 2012 W	2012/06/27	2012/06/29

List of expired CBBC, 2012 *(continued)*

Code	CBBC	Last trading date	Delisted date
68729	HK Bank – HSI R Bull CBBC Jun 2012 D	2012/06/27	2012/06/29
68888	UBS AG – HSI R Bear CBBC Jun 2012 Q	2012/06/27	2012/06/29
67219	Credit Suisse AG – HSI R Bull CBBC Jun 2012 L	2012/06/27	2012/06/29
67224	Credit Suisse AG – HSI R Bull CBBC Jun 2012 M	2012/06/27	2012/06/29
61170	UBS AG – HSI R Bear CBBC Jun 2012 U	2012/06/27	2012/06/29
69281	Daiwa Capital Mkt – HSI R Bull CBBC Jun 2012 A	2012/06/27	2012/06/29
61169	Daiwa Capital Mkt – HSI R Bear CBBC Jun 2012 R	2012/06/27	2012/06/29
69284	UBS AG – HSI R Bull CBBC Jun 2012 Z	2012/06/27	2012/06/29
69751	BNP Paribas Arbit Issu B.V. – HSI R Bull CBBC Jun 2012 E	2012/06/27	2012/06/29
69745	Macquarie Bank Ltd. – HSI R Bull CBBC Jun 2012 I	2012/06/27	2012/06/29
69740	Credit Suisse AG – HSI R Bull CBBC Jun 2012 Y	2012/06/27	2012/06/29
69482	Credit Suisse AG – HSI R Bull CBBC Jun 2012 X	2012/06/27	2012/06/29
63003	BNP Paribas Arbit Issu B.V. – HSI R Bear CBBC Sep 2012 O	2012/06/27	2012/06/28
63002	UBS AG – HSI R Bear CBBC Sep 2012 I	2012/06/27	2012/06/28
63001	Credit Suisse AG – HSI R Bear CBBC Nov 2012 Y	2012/06/27	2012/06/28
67278	SGA Societe Generale Acceptance N.V.-HSI R Bull CBBC Jun 12A	2012/06/27	2012/06/29
69302	Credit Suisse AG – ICBC R Bull CBBC Jun 2012 A	2012/06/27	2012/06/29
67217	Credit Suisse AG – HSI R Bull CBBC Jun 2012 J	2012/06/27	2012/06/29
69729	UBS AG – HSI R Bull CBBC Jun 2012 Y	2012/06/27	2012/06/29
65872	HK Bank – HSI R Bear CBBC Jun 2012 A	2012/06/27	2012/06/29
67681	SGA Societe Generale Acceptance N.V.-HSI R Bull CBBC Jun 12D	2012/06/27	2012/06/29
65906	Credit Suisse AG – HSI R Bear CBBC Jun 2012 C	2012/06/27	2012/06/29
65957	Credit Suisse AG – HSI R Bull CBBC Jun 2012 D	2012/06/27	2012/06/29
69419	Credit Suisse AG – HSI R Bull CBBC Jun 2012 Q	2012/06/27	2012/06/29
69725	BNP Paribas Arbit Issu B.V. – HSI R Bull CBBC Jun 2012 C	2012/06/27	2012/06/29
65958	Credit Suisse AG – HSI R Bull CBBC Jun 2012 E	2012/06/27	2012/06/29
69698	Daiwa Capital Mkt – HSI R Bull CBBC Jun 2012 G	2012/06/27	2012/06/29
67280	SGA Societe Generale Acceptance N.V.-HSI R Bull CBBC Jun 12C	2012/06/27	2012/06/29
60996	Goldman Sachs SP (Asia) – HSI R Bear CBBC Jun 2012 E	2012/06/27	2012/06/29
61127	UBS AG – HSCEI R Bear CBBC Jun 2012 D	2012/06/27	2012/06/29
63000	BNP Paribas Arbit Issu B.V. – HSI R Bear CBBC Sep 2012 N	2012/06/27	2012/06/28
69773	CC Rabobank B.A. – HSI R Bull CBBC Jun 2012 F	2012/06/27	2012/06/29
69228	Credit Suisse AG – HSI R Bear CBBC Jun 2012 Z	2012/06/27	2012/06/29
67279	SGA Societe Generale Acceptance N.V.-HSI R Bull CBBC Jun 12B	2012/06/27	2012/06/29
63025	BNP Paribas Arbit Issu B.V. – HSI R Bear CBBC Sep 2012 B	2012/06/28	2012/06/29
63991	UBS AG – HSI R Bear CBBC Nov 2012 R	2012/06/28	2012/06/29
61905	UBS AG – HSI R Bear CBBC Oct 2012 I	2012/06/28	2012/06/29
63026	Credit Suisse AG – HSI R Bear CBBC Sep 2012 C	2012/06/28	2012/06/29
63042	SGA Societe Generale Acceptance N.V.-HSI R Bear CBBC Oct 12Y	2012/06/28	2012/06/29
60706	Daiwa Capital Mkt – HSI R Bear CBBC Nov 2012 C	2012/06/28	2012/06/29
63957	Goldman Sachs SP (Asia) – HSI R Bear CBBC Oct 2012 B	2012/06/28	2012/06/29
63953	Credit Suisse AG – HSI R Bear CBBC Oct 2012 W	2012/06/28	2012/06/29
65335	HK Bank – ICBC R Bear CBBC Jun 2012 B	2012/06/28	2012/07/03
63891	UBS AG – HSI R Bull CBBC Jan 2013 X	2012/06/28	2012/06/29
63890	HK Bank – ASO R Bull CBBC Dec 2012 B	2012/06/28	2012/06/29
63916	Credit Suisse AG – HSI R Bull CBBC Oct 2012 X	2012/06/28	2012/06/29
65199	HK Bank – SHK Ppt R Bear CBBC Jun 2012 A	2012/06/28	2012/07/03
64033	Credit Suisse AG – HSI R Bull CBBC Oct 2012 M	2012/06/29	2012/07/03
63023	BNP Paribas Arbit Issu B.V. – HSI R Bear CBBC Sep 2012 Z	2012/06/29	2012/07/03
64062	SGA Societe Generale Acceptance N.V.-HSI R Bull CBBC Oct 12A	2012/06/29	2012/07/03
63978	Daiwa Capital Mkt – HSI R Bear CBBC Nov 2012 D	2012/06/29	2012/07/03
63027	Credit Suisse AG – HSI R Bear CBBC Sep 2012 K	2012/06/29	2012/07/03
64184	SGA Societe Generale Acceptance N.V.-HSI R Bear CBBC Oct 12Z	2012/06/29	2012/07/03
64125	Credit Suisse AG – HSI R Bear CBBC Oct 2012 Y	2012/06/29	2012/07/03
64221	SGA Societe Generale Acceptance N.V.-HSI R Bear CBBC Oct 12A	2012/06/29	2012/07/03
62947	UBS AG – HSI R Bear CBBC Oct 2012 K	2012/06/29	2012/07/03
64064	UBS AG – HSI R Bull CBBC Nov 2012 P	2012/06/29	2012/07/03
63238	Credit Suisse AG – HSI R Bear CBBC Sep 2012 J	2012/06/29	2012/07/03
64030	Credit Suisse AG – HSI R Bull CBBC Oct 2012 L	2012/06/29	2012/07/03
63921	Credit Suisse AG – HSI R Bear CBBC Oct 2012 A	2012/06/29	2012/07/03
60901	UBS AG – AIA R Bear CBBC Jul 2012 A	2012/06/29	2012/07/04
64129	Credit Suisse AG – HSI R Bear CBBC Oct 2012 R	2012/06/29	2012/07/03
64005	HK Bank – ICBC R Bull CBBC Apr 2013 A	2012/06/29	2012/07/03
63044	SGA Societe Generale Acceptance N.V.-HSI R Bear CBBC Oct 12P	2012/06/29	2012/07/03
64126	Credit Suisse AG – HSI R Bear CBBC Oct 2012 G	2012/06/29	2012/07/03
63956	Goldman Sachs SP (Asia) – HSI R Bear CBBC Oct 2012 A	2012/06/29	2012/07/03
63252	UBS AG – HSI R Bear CBBC Nov 2012 Q	2012/06/29	2012/07/03
64128	Credit Suisse AG – HSI R Bear CBBC Oct 2012 K	2012/06/29	2012/07/03
63045	SGA Societe Generale Acceptance N.V.-HSI R Bear CBBC Oct 12Q	2012/06/29	2012/07/03
64018	BNP Paribas Arbit Issu B.V. – HSI R Bull CBBC Apr 2013 Q	2012/06/29	2012/07/03
62775	Credit Suisse AG – HSI R Bear CBBC Sep 2012 I	2012/06/29	2012/07/03
64131	BNP Paribas Arbit Issu B.V. – HSI R Bear CBBC Oct 2012 I	2012/06/29	2012/07/03
64145	UBS AG – HSI R Bear CBBC Nov 2012 S	2012/06/29	2012/07/03
63190	HK Bank – HSI R Bear CBBC Jan 2013 E	2012/06/29	2012/07/03
64165	UBS AG – HSI R Bear CBBC Oct 2012 H	2012/06/29	2012/07/03
60720	UBS AG – HSI R Bear CBBC Sep 2012 M	2012/06/29	2012/07/03
63024	BNP Paribas Arbit Issu B.V. – HSI R Bear CBBC Sep 2012 A	2012/06/29	2012/07/03
64182	SGA Societe Generale Acceptance N.V.-HSI R Bear CBBC Oct 12W	2012/06/29	2012/07/03
64020	BNP Paribas Arbit Issu B.V. – HSI R Bull CBBC Apr 2013 R	2012/06/29	2012/07/03
63239	Credit Suisse AG – HSI R Bear CBBC Sep 2012 O	2012/07/03	2012/07/04
62584	Merrill Lynch Int'l & Co. C.V. – HSI R Bear CBBC Dec 2012 G	2012/07/03	2012/07/04
62263	UBS AG – HSI R Bear CBBC Oct 2012 A	2012/07/03	2012/07/04
62276	Credit Suisse AG – HSI R Bear CBBC Oct 2012 V	2012/07/03	2012/07/04
62212	Credit Suisse AG – HSI R Bear CBBC Sep 2012 L	2012/07/03	2012/07/04
62279	UBS AG – HSI R Bear CBBC Sep 2012 F	2012/07/03	2012/07/04
64351	Daiwa Capital Mkt – HSI R Bear CBBC Nov 2012 F	2012/07/03	2012/07/04
64736	UBS AG – HSI R Bear CBBC Nov 2012 T	2012/07/03	2012/07/04

List of expired CBBC, 2012 (continued)

Code	CBBC	Last trading date	Delisted date
62538	UBS AG – China Mobile R Bear CBBC Dec 2012 B	2012/07/03	2012/07/04
62666	J P Morgan SP BV – HSI R Bear CBBC Dec 2012 B	2012/07/03	2012/07/04
63982	Daiwa Capital Mkt – HSI R Bear CBBC Nov 2012 E	2012/07/03	2012/07/04
62147	Credit Suisse AG – HSI R Bear CBBC Aug 2012 W	2012/07/03	2012/07/04
62152	Daiwa Capital Mkt – HSI R Bear CBBC Aug 2012 N	2012/07/03	2012/07/04
62159	SGA Societe Generale Acceptance N.V.-HSI R Bear CBBC Aug 12M	2012/07/03	2012/07/04
62222	BNP Paribas Arbit Issu B.V. – HSI R Bear CBBC Aug 2012 S	2012/07/03	2012/07/04
62235	SGA Societe Generale Acceptance N.V.-HSI R Bear CBBC Aug 12I	2012/07/03	2012/07/04
62881	HK Bank – China Mobile R Bear CBBC Dec 2012 G	2012/07/03	2012/07/04
63028	Credit Suisse AG – HSI R Bear CBBC Sep 2012 R	2012/07/03	2012/07/04
62418	SGA Societe Generale Acceptance N.V.-HSI R Bear CBBC Oct 12R	2012/07/03	2012/07/04
62296	Goldman Sachs SP (Asia) – HSI R Bear CBBC Aug 2012 L	2012/07/03	2012/07/04
62817	HK Bank – AIA R Bear CBBC Jan 2013 A	2012/07/03	2012/07/04
62957	SGA Societe Generale Acceptance N.V.-HSI R Bear CBBC Oct 12X	2012/07/03	2012/07/04
64222	Merrill Lynch Int'l & Co. C.V. – HSI R Bear CBBC Dec 2012 J	2012/07/03	2012/07/04
64223	UBS AG – HSI R Bear CBBC Dec 2012 I	2012/07/03	2012/07/04
64286	Credit Suisse AG – HSI R Bear CBBC Oct 2012 T	2012/07/03	2012/07/04
62827	J P Morgan SP BV – HSI R Bear CBBC Jan 2013 D	2012/07/03	2012/07/04
62221	BNP Paribas Arbit Issu B.V. – HSI R Bear CBBC Aug 2012 R	2012/07/03	2012/07/04
62429	HK Bank – China Life R Bear CBBC Nov 2012 A	2012/07/04	2012/07/05
65701	UBS AG – HSI R Bear CBBC Dec 2012 J	2012/07/04	2012/07/05
62419	SGA Societe Generale Acceptance N.V.-HSI R Bear CBBC Oct 12S	2012/07/04	2012/07/05
62826	J P Morgan SP BV – HSI R Bear CBBC Jan 2013 C	2012/07/04	2012/07/05
62533	UBS AG – HSI R Bear CBBC Dec 2012 E	2012/07/04	2012/07/05
65182	Credit Suisse AG – HSI R Bear CBBC Oct 2012 X	2012/07/04	2012/07/05
65165	Credit Suisse AG – HSI R Bear CBBC Oct 2012 U	2012/07/04	2012/07/05
65141	SGA Societe Generale Acceptance N.V.-HSI R Bear CBBC Oct 12B	2012/07/04	2012/07/05
62309	HK Bank – HSI R Bear CBBC Dec 2012 P	2012/07/04	2012/07/05
62149	UBS AG – HSI R Bear CBBC Aug 2012 I	2012/07/04	2012/07/05
62151	BNP Paribas Arbit Issu B.V. – HSI R Bear CBBC Aug 2012 Q	2012/07/04	2012/07/05
62447	UBS AG – China Life R Bear CBBC Dec 2012 A	2012/07/04	2012/07/05
62938	HK Bank – Hutchison R Bear CBBC Dec 2012 A	2012/07/04	2012/07/05
62946	Credit Suisse AG – TCH R Bear CBBC Oct 2012 F	2012/07/04	2012/07/05
62466	Credit Suisse AG – Hutchison R Bear CBBC Nov 2012 B	2012/07/04	2012/07/05
62968	UBS AG – Hutchison R Bear CBBC Nov 2012 A	2012/07/04	2012/07/05
62182	Credit Suisse AG – HSI R Bear CBBC Sep 2012 A	2012/07/04	2012/07/05
62960	HK Bank – BOCL R Bear CBBC Mar 2013 B	2012/07/04	2012/07/05
64338	Daiwa Capital Mkt – HSI R Bear CBBC Dec 2012 C	2012/07/05	2012/07/06
62231	Goldman Sachs SP (Asia) – HSI R Bear CBBC Aug 2012 K	2012/07/05	2012/07/06
66700	BNP Paribas Arbit Issu B.V. – HSI R Bear CBBC Oct 2012 J	2012/07/05	2012/07/06
62148	Credit Suisse AG – HSI R Bear CBBC Aug 2012 X	2012/07/05	2012/07/06
66691	UBS AG – HSI R Bear CBBC Jan 2013 A	2012/07/05	2012/07/06
66695	Credit Suisse AG – HSI R Bear CBBC Oct 2012 F	2012/07/05	2012/07/06
66692	UBS AG – HSI R Bear CBBC Mar 2013 A	2012/07/05	2012/07/06
62157	SGA Societe Generale Acceptance N.V.-HSI R Bear CBBC Aug 12Q	2012/07/05	2012/07/06
66693	Credit Suisse AG – HSI R Bear CBBC Oct 2012 Z	2012/07/05	2012/07/06
66777	Goldman Sachs SP (Asia) – HSI R Bear CBBC Oct 2012 C	2012/07/06	2012/07/09
66757	UBS AG – HSI R Bear CBBC Mar 2013 B	2012/07/06	2012/07/09
66755	BNP Paribas Arbit Issu B.V. – HSI R Bear CBBC Oct 2012 K	2012/07/06	2012/07/09
60449	UBS AG – Ping An R Bear CBBC Jul 2012 D	2012/07/06	2012/07/10
66769	UBS AG – HSI R Bear CBBC Jan 2013 B	2012/07/06	2012/07/09
66759	Credit Suisse AG – HSI R Bear CBBC Oct 2012 I	2012/07/06	2012/07/09
66770	UBS AG – HSI R Bear CBBC Feb 2013 A	2012/07/06	2012/07/09
66783	Goldman Sachs SP (Asia) – HSI R Bear CBBC Oct 2012 D	2012/07/06	2012/07/09
60489	UBS AG – Hutchison R Bear CBBC Jul 2012 E	2012/07/06	2012/07/10
69018	UBS AG – A50 China R Bear CBBC Jul 2012 B	2012/07/06	2012/07/10
66860	Credit Suisse AG – HSI R Bear CBBC Oct 2012 N	2012/07/09	2012/07/10
66855	Credit Suisse AG – HSI R Bear CBBC Oct 2012 L	2012/07/09	2012/07/10
66852	UBS AG – HSI R Bear CBBC May 2013 A	2012/07/09	2012/07/10
66847	SGA Societe Generale Acceptance N.V.-HSI R Bear CBBC Oct 12Y	2012/07/09	2012/07/10
66849	BNP Paribas Arbit Issu B.V. – HSI R Bear CBBC Oct 2012 L	2012/07/09	2012/07/10
66952	Credit Suisse AG – HSI R Bull CBBC Oct 2012 D	2012/07/09	2012/07/10
66851	UBS AG – HSI R Bear CBBC Oct 2012 D	2012/07/09	2012/07/10
66859	Credit Suisse AG – HSI R Bear CBBC Oct 2012 M	2012/07/09	2012/07/10
66931	UBS AG – HSI R Bear CBBC Oct 2012 J	2012/07/09	2012/07/10
66917	BNP Paribas Arbit Issu B.V. – HSI R Bear CBBC Oct 2012 M	2012/07/09	2012/07/10
63056	HK Bank – PetCh R Bull CBBC Jan 2013 A	2012/07/09	2012/07/10
62095	UBS AG – Sinopec Corp R Bull CBBC Dec 2012 A	2012/07/09	2012/07/10
66934	Daiwa Capital Mkt – HSI R Bull CBBC Nov 2012 G	2012/07/09	2012/07/10
63852	J P Morgan SP BV – HSI R Bull CBBC Mar 2013 L	2012/07/10	2012/07/11
64757	Daiwa Capital Mkt – HSI R Bull CBBC Nov 2012 H	2012/07/10	2012/07/11
62898	UBS AG – HSI R Bear CBBC Jan 2013 C	2012/07/10	2012/07/11
63821	J P Morgan SP BV – HSI R Bull CBBC Mar 2013 K	2012/07/10	2012/07/11
66953	Credit Suisse AG – HSI R Bull CBBC Oct 2012 E	2012/07/10	2012/07/11
62774	UBS AG – HSI R Bull CBBC Jan 2013 Z	2012/07/10	2012/07/11
63052	Credit Suisse AG – HSI R Bear CBBC Nov 2012 T	2012/07/10	2012/07/11
64843	UBS AG – HSI R Bull CBBC Mar 2013 B	2012/07/10	2012/07/11
64210	Credit Suisse AG – HSI R Bull CBBC Nov 2012 I	2012/07/10	2012/07/11
62532	UBS AG – Anhui Conch R Bull CBBC Jan 2013 A	2012/07/10	2012/07/11
63959	SGA Societe Generale Acceptance N.V.-HSI R Bull CBBC Nov 12K	2012/07/10	2012/07/11
64166	Credit Suisse AG – HSI R Bull CBBC Nov 2012 D	2012/07/10	2012/07/11
64647	BNP Paribas Arbit Issu B.V. – HSI R Bull CBBC Apr 2013 Y	2012/07/10	2012/07/11
64170	Credit Suisse AG – HSI R Bull CBBC Nov 2012 F	2012/07/10	2012/07/11
66916	SGA Societe Generale Acceptance N.V.-HSI R Bull CBBC Nov 12I	2012/07/10	2012/07/11
64009	SGA Societe Generale Acceptance N.V.-HSI R Bull CBBC Nov 12U	2012/07/10	2012/07/11
64849	UBS AG – HSI R Bull CBBC Oct 2012 W	2012/07/10	2012/07/11
64706	BNP Paribas Arbit Issu B.V. – HSI R Bull CBBC Apr 2013 Z	2012/07/10	2012/07/11

List of expired CBBC, 2012 (continued)

Code	CBBC	Last trading date	Delisted date
62963	HK Bank – Anhui Conch R Bull CBBC Jan 2013 A	2012/07/10	2012/07/11
64171	Credit Suisse AG – HSI R Bull CBBC Nov 2012 H	2012/07/10	2012/07/11
67319	Goldman Sachs SP (Asia) – HSI R Bull CBBC Oct 2012 C	2012/07/10	2012/07/11
64040	SGA Societe Generale Acceptance N.V.-HSI R Bull CBBC Nov 12V	2012/07/10	2012/07/11
66957	BNP Paribas Arbit Issu B.V. – HSI R Bull CBBC Apr 2013 X	2012/07/10	2012/07/11
62850	Credit Suisse AG – HKEx R Bull CBBC Dec 2012 B	2012/07/11	2012/07/12
66901	SGA Societe Generale Acceptance N.V.-HSI R Bull CBBC Nov 12H	2012/07/11	2012/07/12
61695	UBS AG – CC Bank R Bull CBBC Sep 2012 A	2012/07/11	2012/07/12
65466	Merrill Lynch Int'l & Co. C.V. – HSI R Bull CBBC Dec 2012 H	2012/07/11	2012/07/12
66045	SGA Societe Generale Acceptance N.V.-HSI R Bull CBBC Nov 12X	2012/07/11	2012/07/12
66939	Daiwa Capital Mkt – HSI R Bull CBBC Dec 2012 F	2012/07/11	2012/07/12
66883	Credit Suisse AG – HSI R Bull CBBC Oct 2012 M	2012/07/11	2012/07/12
62516	UBS AG – CNBM R Bull CBBC Jan 2013 A	2012/07/11	2012/07/12
66103	UBS AG – HSI R Bull CBBC Nov 2012 M	2012/07/11	2012/07/12
65741	Goldman Sachs SP (Asia) – HSI R Bull CBBC Oct 2012 E	2012/07/11	2012/07/12
64847	UBS AG – HSI R Bull CBBC Nov 2012 Q	2012/07/11	2012/07/12
64098	Credit Suisse AG – HSI R Bull CBBC Nov 2012 A	2012/07/11	2012/07/12
66061	Credit Suisse AG – HSI R Bull CBBC Nov 2012 L	2012/07/11	2012/07/12
62492	UBS AG – HSCEI R Bull CBBC Nov 2012 C	2012/07/11	2012/07/12
66043	Credit Suisse AG – HSI R Bull CBBC Nov 2012 K	2012/07/11	2012/07/12
66918	BNP Paribas Arbit Issu B.V. – HSI R Bull CBBC Apr 2013 V	2012/07/11	2012/07/12
66041	Credit Suisse AG – HSI R Bull CBBC Nov 2012 Z	2012/07/11	2012/07/12
66768	UBS AG – HKEx R Bull CBBC Dec 2012 C	2012/07/11	2012/07/12
66029	Credit Suisse AG – TCH R Bull CBBC Nov 2012 E	2012/07/11	2012/07/12
66015	Credit Suisse AG – TCH R Bull CBBC Nov 2012 D	2012/07/11	2012/07/12
69292	HK Bank – CC Bank R Bull CBBC Aug 2012 B	2012/07/11	2012/07/12
66761	Credit Suisse AG – HSI R Bull CBBC Oct 2012 C	2012/07/12	2012/07/13
66960	Goldman Sachs SP (Asia) – HSI R Bull CBBC Oct 2012 B	2012/07/12	2012/07/13
66924	BNP Paribas Arbit Issu B.V. – HSI R Bull CBBC Apr 2013 W	2012/07/12	2012/07/13
66863	Credit Suisse AG – HSI R Bull CBBC Oct 2012 L	2012/07/12	2012/07/13
66848	BNP Paribas Arbit Issu B.V. – HSI R Bull CBBC Apr 2013 U	2012/07/12	2012/07/13
62770	UBS AG – HSI R Bull CBBC Oct 2012 M	2012/07/12	2012/07/13
62258	UBS AG – ICBC R Bull CBBC Nov 2012 C	2012/07/12	2012/07/13
66701	Credit Suisse AG – HSI R Bull CBBC Oct 2012 W	2012/07/12	2012/07/13
66762	BNP Paribas Arbit Issu B.V. – HSI R Bull CBBC Apr 2013 T	2012/07/12	2012/07/13
64322	Credit Suisse AG – HSI R Bull CBBC Oct 2012 O	2012/07/12	2012/07/13
66754	SGA Societe Generale Acceptance N.V.-HSI R Bull CBBC Nov 12B	2012/07/12	2012/07/13
66742	SGA Societe Generale Acceptance N.V.-HSI R Bull CBBC Nov 12O	2012/07/12	2012/07/13
66710	UBS AG – HSI R Bull CBBC Mar 2013 A	2012/07/12	2012/07/13
66702	Credit Suisse AG – HSI R Bull CBBC Oct 2012 B	2012/07/12	2012/07/13
63914	J P Morgan SP BV – HSI R Bull CBBC Mar 2013 M	2012/07/12	2012/07/13
63942	J P Morgan SP BV – HSI R Bull CBBC Mar 2013 N	2012/07/12	2012/07/13
64337	UBS AG – HSI R Bull CBBC Dec 2012 O	2012/07/12	2012/07/13
66767	UBS AG – HSI R Bull CBBC Jan 2013 Y	2012/07/12	2012/07/13
66170	UBS AG – HSI R Bull CBBC Feb 2013 G	2012/07/12	2012/07/13
66105	UBS AG – TCH R Bull CBBC Dec 2012 C	2012/07/12	2012/07/13
66113	UBS AG – Hutchison R Bull CBBC Jan 2013 C	2012/07/12	2012/07/13
66102	UBS AG – HSI R Bull CBBC Feb 2013 F	2012/07/12	2012/07/13
66127	SGA Societe Generale Acceptance N.V.-HSI R Bull CBBC Oct 12G	2012/07/12	2012/07/13
66133	HK Bank – HSI R Bull CBBC Apr 2013 B	2012/07/12	2012/07/13
69923	UBS AG – HSCEI R Bull CBBC Jul 2012 A	2012/07/12	2012/07/13
66164	Credit Suisse AG – HSI R Bull CBBC Nov 2012 M	2012/07/12	2012/07/13
66167	Credit Suisse AG – HSI R Bull CBBC Nov 2012 N	2012/07/12	2012/07/13
62174	BNP Paribas Arbit Issu B.V. – HSCEI R Bull CBBC Dec 2012 H	2012/07/12	2012/07/13
66129	HK Bank – HSI R Bull CBBC Mar 2013 A	2012/07/12	2012/07/13
69907	BNP Paribas Arbit Issu B.V. – A50 Ch R Bull CBBC Dec 2012 A	2012/07/12	2012/07/13
65742	HK Bank – HSI R Bull CBBC Feb 2013 D	2012/07/12	2012/07/13
66257	Credit Suisse AG – HSI R Bull CBBC Oct 2012 H	2012/07/12	2012/07/13
66360	Goldman Sachs SP (Asia) – HSI R Bull CBBC Oct 2012 F	2012/07/12	2012/07/13
66361	BNP Paribas Arbit Issu B.V. – HSI R Bull CBBC Apr 2013 I	2012/07/12	2012/07/13
66347	UBS AG – HSI R Bull CBBC Dec 2012 S	2012/07/12	2012/07/13
60103	HK Bank – A50 R Bull CBBC Oct 2012 A	2012/07/12	2012/07/13
66258	Merrill Lynch Int'l & Co. C.V. – HSI R Bull CBBC Dec 2012 K	2012/07/12	2012/07/13
62086	UBS AG – CC Bank R Bull CBBC Dec 2012 B	2012/07/12	2012/07/13
66240	Credit Suisse AG – HSI R Bull CBBC Oct 2012 F	2012/07/12	2012/07/13
65708	Merrill Lynch Int'l & Co. C.V. – HSI R Bull CBBC Dec 2012 I	2012/07/12	2012/07/13
62257	HK Bank – HKEx R Bull CBBC Dec 2012 B	2012/07/13	2012/07/16
60584	UBS AG – Sinopec Corp R Bear CBBC Jul 2012 B	2012/07/13	2012/07/17
66516	J P Morgan SP BV – HSI R Bull CBBC Mar 2013 P	2012/07/13	2012/07/16
66426	HK Bank – GCL-Poly Energy R Bull CBBC Mar 2013 A	2012/07/13	2012/07/16
60641	UBS AG – SHK Ppt R Bear CBBC Jul 2012 B	2012/07/13	2012/07/17
66505	UBS AG – HSI R Bull CBBC Dec 2012 W	2012/07/13	2012/07/16
60642	UBS AG – Cheung Kong R Bear CBBC Jul 2012 B	2012/07/13	2012/07/17
61046	UBS AG – HKEx R Bear CBBC Jul 2012 F	2012/07/13	2012/07/17
68851	UBS AG – CC Bank R Bear CBBC Jul 2012 A	2012/07/13	2012/07/17
69274	UBS AG – TCH R Bull CBBC Jul 2012 B	2012/07/13	2012/07/17
66431	Credit Suisse AG – HSI R Bull CBBC Oct 2012 I	2012/07/13	2012/07/16
66459	Credit Suisse AG – Hutchison R Bull CBBC Dec 2012 B	2012/07/13	2012/07/16
66717	HK Bank – China Life R Bull CBBC Jul 2012 B	2012/07/13	2012/07/17
66519	J P Morgan SP BV – HSI R Bull CBBC Mar 2013 Q	2012/07/13	2012/07/16
66527	HK Bank – CC Bank R Bull CBBC Mar 2013 B	2012/07/16	2012/07/17
66640	Credit Suisse AG – HSI R Bull CBBC Dec 2012 K	2012/07/16	2012/07/17
66628	SGA Societe Generale Acceptance N.V.-HSI R Bull CBBC Oct 12J	2012/07/16	2012/07/17
66619	Credit Suisse AG – HSI R Bull CBBC Dec 2012 J	2012/07/16	2012/07/17
66624	UBS AG – HSI R Bull CBBC Mar 2013 C	2012/07/16	2012/07/17
66714	HK Bank – China Mobile R Bull CBBC Jul 2012 A	2012/07/17	2012/07/19
69755	HK Bank – TCH R Bull CBBC Jul 2012 A	2012/07/17	2012/07/19

List of expired CBBC, 2012 (continued)

Code	CBBC	Last trading date	Delisted date
66241	HK Bank – Sinopec Corp R Bull CBBC Jul 2012 A	2012/07/17	2012/07/19
66641	Daiwa Capital Mkt – HSI R Bear CBBC Dec 2012 D	2012/07/17	2012/07/18
66976	Credit Suisse AG – HSI R Bear CBBC Dec 2012 R	2012/07/17	2012/07/18
66947	Credit Suisse AG – HSI R Bull CBBC Dec 2012 X	2012/07/17	2012/07/18
68789	HK Bank – ICBC R Bull CBBC Jul 2012 A	2012/07/17	2012/07/19
68757	HK Bank – BOCL R Bull CBBC Jul 2012 A	2012/07/17	2012/07/19
66943	SGA Societe Generale Acceptance N.V.-HSI R Bull CBBC Nov 12I	2012/07/17	2012/07/18
66973	UBS AG – HSI R Bull CBBC Jan 2013 A	2012/07/17	2012/07/18
66982	UBS AG – HSI R Bear CBBC Dec 2012 O	2012/07/17	2012/07/18
69317	HK Bank – Hutchison R Bear CBBC Jul 2012 B	2012/07/17	2012/07/19
66905	BNP Paribas Arbit Issu B.V. – HSI R Bull CBBC Apr 2013 J	2012/07/17	2012/07/18
66978	Credit Suisse AG – HSI R Bear CBBC Dec 2012 S	2012/07/17	2012/07/18
66972	SGA Societe Generale Acceptance N.V.-HSI R Bear CBBC Oct 12Z	2012/07/17	2012/07/18
66708	Goldman Sachs SP (Asia) – HSI R Bear CBBC Oct 2012 G	2012/07/17	2012/07/18
68755	HK Bank – Hutchison R Bull CBBC Jul 2012 A	2012/07/17	2012/07/19
67047	UBS AG – HSI R Bear CBBC Feb 2013 D	2012/07/18	2012/07/19
67038	Credit Suisse AG – HSI R Bear CBBC Dec 2012 T	2012/07/18	2012/07/19
67043	Credit Suisse AG – HSI R Bear CBBC Dec 2012 U	2012/07/18	2012/07/19
67046	Credit Suisse AG – HSI R Bear CBBC Dec 2012 V	2012/07/18	2012/07/19
67041	SGA Societe Generale Acceptance N.V.-HSI R Bull CBBC Nov 12K	2012/07/18	2012/07/19
67036	Credit Suisse AG – HSI R Bull CBBC Dec 2012 A	2012/07/18	2012/07/19
66771	UBS AG – A50 China R Bull CBBC Dec 2012 A	2012/07/18	2012/07/19
67040	UBS AG – HSI R Bull CBBC Mar 2013 D	2012/07/18	2012/07/19
67039	BNP Paribas Arbit Issu B.V. – HSI R Bull CBBC Apr 2013 K	2012/07/18	2012/07/19
66623	Credit Suisse AG – HSI R Bear CBBC Dec 2012 P	2012/07/19	2012/07/20
67243	Credit Suisse AG – HSI R Bear CBBC Dec 2012 Z	2012/07/19	2012/07/20
61559	HK Bank – China Life R Bear CBBC Dec 2012 C	2012/07/19	2012/07/20
62544	HK Bank – SHK Ppt R Bear CBBC Jan 2013 A	2012/07/19	2012/07/20
67233	Credit Suisse AG – HSI R Bear CBBC Dec 2012 X	2012/07/19	2012/07/20
67228	SGA Societe Generale Acceptance N.V.-HSI R Bear CBBC Oct 12X	2012/07/19	2012/07/20
67298	Credit Suisse AG – HSI R Bear CBBC Jan 2013 A	2012/07/19	2012/07/20
67287	BNP Paribas Arbit Issu B.V. – HSI R Bear CBBC Oct 2012 T	2012/07/19	2012/07/20
67231	Credit Suisse AG – HSI R Bear CBBC Dec 2012 W	2012/07/19	2012/07/20
67268	BNP Paribas Arbit Issu B.V. – HSI R Bear CBBC Oct 2012 S	2012/07/19	2012/07/20
66954	Credit Suisse AG – HSI R Bear CBBC Dec 2012 Q	2012/07/19	2012/07/20
67249	BNP Paribas Arbit Issu B.V. – HSI R Bear CBBC Oct 2012 R	2012/07/19	2012/07/20
67222	SGA Societe Generale Acceptance N.V.-HSI R Bear CBBC Oct 12R	2012/07/19	2012/07/20
66772	SGA Societe Generale Acceptance N.V.-HSI R Bear CBBC Oct 12W	2012/07/19	2012/07/20
67425	J P Morgan SP BV – HSI R Bear CBBC Jan 2013 N	2012/07/19	2012/07/20
67424	J P Morgan SP BV – HSI R Bear CBBC Jan 2013 M	2012/07/19	2012/07/20
67234	Credit Suisse AG – HSI R Bear CBBC Dec 2012 Y	2012/07/19	2012/07/20
62897	UBS AG – HSI R Bear CBBC Dec 2012 K	2012/07/19	2012/07/20
66979	UBS AG – HSI R Bear CBBC Mar 2013 E	2012/07/19	2012/07/20
67301	Credit Suisse AG – HSI R Bear CBBC Jan 2013 B	2012/07/19	2012/07/20
66632	BNP Paribas Arbit Issu B.V. – HSI R Bear CBBC Oct 2012 O	2012/07/19	2012/07/20
67296	SGA Societe Generale Acceptance N.V.-HSI R Bear CBBC Oct 12B	2012/07/19	2012/07/20
67307	UBS AG – HSI R Bear CBBC Nov 2012 W	2012/07/19	2012/07/20
67104	Credit Suisse AG – HSI R Bull CBBC Dec 2012 B	2012/07/19	2012/07/20
61747	UBS AG – China Life R Bear CBBC Oct 2012 A	2012/07/19	2012/07/20
66687	BNP Paribas Arbit Issu B.V. – HSI R Bear CBBC Oct 2012 Q	2012/07/19	2012/07/20
67329	UBS AG – HSI R Bear CBBC Jan 2013 D	2012/07/19	2012/07/20
67340	UBS AG – HSCEI R Bear CBBC Nov 2012 B	2012/07/19	2012/07/20
66626	SGA Societe Generale Acceptance N.V.-HSI R Bear CBBC Oct 12Q	2012/07/19	2012/07/20
63348	Credit Suisse AG – HSI R Bear CBBC Nov 2012 R	2012/07/19	2012/07/20
66660	UBS AG – HSI R Bear CBBC Oct 2012 I	2012/07/19	2012/07/20
60488	UBS AG – CNOOC R Bear CBBC Jul 2012 F	2012/07/20	2012/07/24
60383	Credit Suisse AG – HKEx R Bear CBBC Jul 2012 A	2012/07/20	2012/07/24
60513	Credit Suisse AG – Hutchison R Bear CBBC Jul 2012 B	2012/07/20	2012/07/24
61238	Credit Suisse AG – China Life R Bear CBBC Aug 2012 C	2012/07/20	2012/07/23
66659	UBS AG – HSI R Bear CBBC Feb 2013 C	2012/07/20	2012/07/23
61380	UBS AG – Ping An R Bull CBBC Jul 2012 F	2012/07/20	2012/07/24
60515	Credit Suisse AG – HSBC R Bear CBBC Jul 2012 A	2012/07/20	2012/07/24
66707	Goldman Sachs SP (Asia) – HSI R Bear CBBC Oct 2012 F	2012/07/20	2012/07/23
63183	Goldman Sachs SP (Asia) – HSI R Bear CBBC Oct 2012 J	2012/07/20	2012/07/23
62899	Credit Suisse AG – HSI R Bear CBBC Nov 2012 O	2012/07/20	2012/07/23
63035	UBS AG – HSI R Bear CBBC Mar 2013 F	2012/07/20	2012/07/23
63015	UBS AG – HSI R Bear CBBC Apr 2013 A	2012/07/20	2012/07/23
63013	Credit Suisse AG – HSI R Bear CBBC Jan 2013 C	2012/07/20	2012/07/23
68865	UBS AG – Ping An R Bear CBBC Jul 2012 B	2012/07/20	2012/07/24
60605	UBS AG – COVS R Bull CBBC Jul 2012 C	2012/07/20	2012/07/24
60898	Credit Suisse AG – A50 China R Bear CBBC Jul 2012 A	2012/07/20	2012/07/24
60295	UBS AG – TCH R Bull CBBC Jul 2012 E	2012/07/20	2012/07/24
68852	UBS AG – ICBC R Bear CBBC Jul 2012 B	2012/07/20	2012/07/24
68863	UBS AG – Hutchison R Bear CBBC Jul 2012 B	2012/07/20	2012/07/24
69394	UBS AG – BOCL R Bull CBBC Jul 2012 A	2012/07/20	2012/07/24
60094	UBS AG – CUni R Bear CBBC Jul 2012 A	2012/07/20	2012/07/24
60895	Credit Suisse AG – China Life R Bear CBBC Jul 2012 A	2012/07/20	2012/07/24
60586	UBS AG – HSBC R Bear CBBC Jul 2012 C	2012/07/20	2012/07/24
65023	UBS AG – CNBM R Bull CBBC Feb 2013 A	2012/07/23	2012/07/24
63911	UBS AG – HSI R Bull CBBC Dec 2012 L	2012/07/23	2012/07/24
63882	SGA Societe Generale Acceptance N.V.-HSI R Bear CBBC Nov 12E	2012/07/23	2012/07/24
67118	Credit Suisse AG – HSI R Bull CBBC Dec 2012 C	2012/07/23	2012/07/24
67216	UBS AG – HSI R Bull CBBC Nov 2012 F	2012/07/23	2012/07/24
63913	Credit Suisse AG – HSI R Bear CBBC Jan 2013 E	2012/07/23	2012/07/24
67121	Credit Suisse AG – HSI R Bull CBBC Dec 2012 E	2012/07/23	2012/07/24
63039	UBS AG – HSI R Bull CBBC Apr 2013 A	2012/07/23	2012/07/24
63036	Credit Suisse AG – HSI R Bull CBBC Jan 2013 G	2012/07/23	2012/07/24

List of expired CBBC, 2012 (continued)

Code	CBBC	Last trading date	Delisted date
67127	Credit Suisse AG – HSI R Bull CBBC Dec 2012 F	2012/07/23	2012/07/24
67148	SGA Societe Generale Acceptance N.V.-HSI R Bull CBBC Nov 12V	2012/07/23	2012/07/24
67206	BNP Paribas Arbit Issu B.V. – HSI R Bull CBBC Apr 2013 H	2012/07/23	2012/07/24
69696	BNP Paribas Arbit Issu B.V. – A50 Ch R Bull CBBC Oct 2012 A	2012/07/23	2012/07/24
63851	UBS AG – HSI R Bear CBBC May 2013 C	2012/07/23	2012/07/24
67051	SGA Societe Generale Acceptance N.V.-HSI R Bull CBBC Nov 12U	2012/07/23	2012/07/24
67288	Credit Suisse AG – HSI R Bull CBBC Jan 2013 F	2012/07/23	2012/07/24
67120	Credit Suisse AG – HSI R Bull CBBC Dec 2012 D	2012/07/23	2012/07/24
67214	BNP Paribas Arbit Issu B.V. – HSI R Bull CBBC Apr 2013 L	2012/07/23	2012/07/24
66791	Goldman Sachs SP (Asia) – HSI R Bull CBBC Oct 2012 A	2012/07/23	2012/07/24
67248	BNP Paribas Arbit Issu B.V. – HSI R Bull CBBC Apr 2013 M	2012/07/23	2012/07/24
67215	UBS AG – HSI R Bull CBBC Oct 2012 R	2012/07/23	2012/07/24
63508	UBS AG – HSBC R Bull CBBC Dec 2012 B	2012/07/23	2012/07/24
66592	HK Bank – China Life R Bull CBBC Feb 2013 A	2012/07/23	2012/07/24
65735	Merrill Lynch Int'l & Co. C.V. – HSI R Bull CBBC Dec 2012 J	2012/07/24	2012/07/25
67032	Goldman Sachs SP (Asia) – HSI R Bull CBBC Oct 2012 G	2012/07/24	2012/07/25
63943	J P Morgan SP BV – HSI R Bull CBBC Mar 2013 O	2012/07/24	2012/07/25
64024	Credit Suisse AG – HSI R Bull CBBC Jan 2013 L	2012/07/24	2012/07/25
64283	BNP Paribas Arbit Issu B.V. – HSI R Bull CBBC Apr 2013 S	2012/07/24	2012/07/25
64061	SGA Societe Generale Acceptance N.V.-HSI R Bull CBBC Oct 12B	2012/07/24	2012/07/25
63955	SGA Societe Generale Acceptance N.V.-HSI R Bull CBBC Nov 12H	2012/07/24	2012/07/25
63960	SGA Societe Generale Acceptance N.V.-HSI R Bull CBBC Nov 12X	2012/07/24	2012/07/25
63962	Credit Suisse AG – HSI R Bull CBBC Jan 2013 I	2012/07/24	2012/07/25
64295	SGA Societe Generale Acceptance N.V.-HSI R Bull CBBC Nov 12N	2012/07/24	2012/07/25
63974	UBS AG – HSI R Bull CBBC Jan 2013 F	2012/07/24	2012/07/25
63970	UBS AG – HSI R Bull CBBC Nov 2012 T	2012/07/24	2012/07/25
64025	Merrill Lynch Int'l & Co. C.V. – HSI R Bull CBBC Oct 2012 O	2012/07/24	2012/07/25
64026	Daiwa Capital Mkt – HSI R Bull CBBC Dec 2012 G	2012/07/24	2012/07/25
64027	Daiwa Capital Mkt – HSI R Bull CBBC Jan 2013 B	2012/07/24	2012/07/25
64029	Goldman Sachs SP (Asia) – HSI R Bull CBBC Oct 2012 K	2012/07/24	2012/07/25
64039	Goldman Sachs SP (Asia) – HSI R Bull CBBC Oct 2012 L	2012/07/24	2012/07/25
66794	HK Bank – HSI R Bull CBBC Dec 2012 M	2012/07/24	2012/07/25
63966	BNP Paribas Arbit Issu B.V. – HSI R Bull CBBC Apr 2013 N	2012/07/24	2012/07/25
65700	Credit Suisse AG – HSI R Bull CBBC Oct 2012 G	2012/07/24	2012/07/25
64299	Credit Suisse AG – HSI R Bull CBBC Oct 2012 N	2012/07/24	2012/07/25
66261	UBS AG – HSI R Bull CBBC Feb 2013 E	2012/07/24	2012/07/25
64021	Credit Suisse AG – HSI R Bull CBBC Jan 2013 K	2012/07/24	2012/07/25
65927	Daiwa Capital Mkt – HSI R Bull CBBC Oct 2012 J	2012/07/24	2012/07/25
62984	HK Bank – CNBM R Bull CBBC Jan 2013 A	2012/07/24	2012/07/25
66760	Credit Suisse AG – HSI R Bull CBBC Oct 2012 X	2012/07/24	2012/07/25
64336	UBS AG – HSI R Bull CBBC Dec 2012 H	2012/07/24	2012/07/25
64134	UBS AG – HSI R Bull CBBC Mar 2013 E	2012/07/25	2012/07/26
64049	SGA Societe Generale Acceptance N.V.-HSI R Bull CBBC Nov 12B	2012/07/25	2012/07/26
63958	Daiwa Capital Mkt – HSI R Bull CBBC Nov 2012 E	2012/07/25	2012/07/26
62904	BNP Paribas Arbit Issu B.V. – HSI R Bull CBBC Apr 2013 G	2012/07/25	2012/07/26
63765	Citigroup Global Mkt H Inc. – HSI R Bull CBBC Dec 2012 D	2012/07/25	2012/07/26
62854	Credit Suisse AG – HSI R Bull CBBC Nov 2012 V	2012/07/25	2012/07/26
64047	BNP Paribas Arbit Issu B.V. – HSI R Bull CBBC Apr 2013 Q	2012/07/25	2012/07/26
64045	UBS AG – HSI R Bull CBBC Jan 2013 H	2012/07/25	2012/07/26
64042	Credit Suisse AG – HSI R Bull CBBC Jan 2013 M	2012/07/25	2012/07/26
62971	UBS AG – HSI R Bull CBBC Jan 2013 V	2012/07/25	2012/07/26
62908	SGA Societe Generale Acceptance N.V.-HSI R Bull CBBC Nov 12W	2012/07/25	2012/07/26
62906	Credit Suisse AG – HSI R Bull CBBC Oct 2012 V	2012/07/25	2012/07/26
67413	J P Morgan SP BV – HSI R Bull CBBC Mar 2013 R	2012/07/25	2012/07/26
64244	HK Bank – Evergrande R Bull CBBC Apr 2013 B	2012/07/25	2012/07/26
62916	Goldman Sachs SP (Asia) – HSI R Bull CBBC Sep 2012 K	2012/07/25	2012/07/26
69204	HK Bank – China Mobile R Bull CBBC Jul 2012 B	2012/07/25	2012/07/27
62954	SGA Societe Generale Acceptance N.V.-HSI R Bull CBBC Dec 12O	2012/07/25	2012/07/26
63011	Goldman Sachs SP (Asia) – HSI R Bull CBBC Sep 2012 L	2012/07/25	2012/07/26
62986	Credit Suisse AG – HSI R Bull CBBC Nov 2012 E	2012/07/25	2012/07/26
62919	UBS AG – HSI R Bull CBBC Nov 2012 I	2012/07/25	2012/07/26
62859	UBS AG – HSI R Bull CBBC Oct 2012 D	2012/07/25	2012/07/26
62853	SGA Societe Generale Acceptance N.V.-HSI R Bull CBBC Nov 12T	2012/07/25	2012/07/26
63022	J P Morgan SP BV – HSI R Bull CBBC Mar 2013 I	2012/07/25	2012/07/26
62943	Credit Suisse AG – HSI R Bull CBBC Nov 2012 O	2012/07/25	2012/07/26
69202	HK Bank – CC Bank R Bull CBBC Jul 2012 A	2012/07/25	2012/07/27
69220	HK Bank – Sinopec Corp R Bear CBBC Jul 2012 B	2012/07/25	2012/07/27
64255	Credit Suisse AG – HSI R Bull CBBC Nov 2012 H	2012/07/26	2012/07/27
64327	UBS AG – China Life R Bull CBBC Mar 2013 A	2012/07/26	2012/07/27
64291	UBS AG – HSI R Bull CBBC May 2013 D	2012/07/26	2012/07/27
64259	Merrill Lynch Int'l & Co. C.V. – HSI R Bull CBBC Oct 2012 P	2012/07/26	2012/07/27
64289	UBS AG – HSI R Bull CBBC Mar 2013 F	2012/07/26	2012/07/27
64254	Credit Suisse AG – HSI R Bull CBBC Nov 2012 F	2012/07/26	2012/07/27
64246	Credit Suisse AG – HSI R Bull CBBC Nov 2012 D	2012/07/26	2012/07/27
64237	BNP Paribas Arbit Issu B.V. – HSI R Bull CBBC Apr 2013 R	2012/07/26	2012/07/27
64231	SGA Societe Generale Acceptance N.V.-HSI R Bull CBBC Dec 12Q	2012/07/26	2012/07/27
61917	Credit Suisse AG – HKEx R Bull CBBC Oct 2012 D	2012/07/26	2012/07/27
65988	HK Bank – Sands China R Bull CBBC Sep 2013 A	2012/07/26	2012/07/27
63945	UBS AG – Evergrande R Bull CBBC Apr 2013 B	2012/07/26	2012/07/27
61774	UBS AG – HKEx R Bull CBBC Oct 2012 B	2012/07/26	2012/07/27
61189	BNP Paribas Arbit Issu B.V. – HSCEI R Bear CBBC Jul 2012 A	2012/07/27	2012/07/31
61182	UBS AG – HSI R Bear CBBC Jul 2012 F	2012/07/27	2012/07/31
62450	HK Bank – ICBC R Bear CBBC Mar 2013 A	2012/07/27	2012/07/30
60976	UBS AG – HSI R Bear CBBC Jul 2012 Z	2012/07/27	2012/07/31
61426	UBS AG – CNOOC R Bear CBBC Jul 2012 G	2012/07/27	2012/07/31
60739	Credit Suisse AG – TCH R Bull CBBC Jul 2012 F	2012/07/27	2012/07/31
63912	Credit Suisse AG – HSI R Bear CBBC Jan 2013 D	2012/07/27	2012/07/30

List of expired CBBC, 2012 *(continued)*

Code	CBBC	Last trading date	Delisted date
60734	Daiwa Capital Mkt – HSI R Bear CBBC Jul 2012 L	2012/07/27	2012/07/31
60557	Daiwa Capital Mkt – HSI R Bear CBBC Jul 2012 I	2012/07/27	2012/07/31
60451	UBS AG – CC Bank R Bear CBBC Jul 2012 E	2012/07/27	2012/07/31
63849	UBS AG – HSI R Bear CBBC Oct 2012 H	2012/07/27	2012/07/30
60582	UBS AG – HSCEI R Bear CBBC Jul 2012 C	2012/07/27	2012/07/31
60733	Daiwa Capital Mkt – HSI R Bear CBBC Jul 2012 K	2012/07/27	2012/07/31
60767	Credit Suisse AG – HKEx R Bear CBBC Jul 2012 E	2012/07/27	2012/07/31
60431	Daiwa Capital Mkt – HSI R Bear CBBC Jul 2012 D	2012/07/27	2012/07/31
60762	Credit Suisse AG – HSI R Bear CBBC Jul 2012 G	2012/07/27	2012/07/31
60986	UBS AG – HSI R Bear CBBC Jul 2012 M	2012/07/27	2012/07/31
60987	UBS AG – HSI R Bear CBBC Jul 2012 P	2012/07/27	2012/07/31
60655	Credit Suisse AG – HKEx R Bear CBBC Jul 2012 D	2012/07/27	2012/07/31
60653	Credit Suisse AG – TCH R Bull CBBC Jul 2012 C	2012/07/27	2012/07/31
60430	Daiwa Capital Mkt – HSI R Bear CBBC Jul 2012 C	2012/07/27	2012/07/31
61018	SGA Societe Generale Acceptance N.V.-HSI R Bear CBBC Jul 12W	2012/07/27	2012/07/31
60735	Daiwa Capital Mkt – HSI R Bear CBBC Jul 2012 M	2012/07/27	2012/07/31
60981	Daiwa Capital Mkt – HSI R Bear CBBC Jul 2012 P	2012/07/27	2012/07/31
65840	Credit Suisse AG – HSI R Bull CBBC Nov 2012 I	2012/07/27	2012/07/30
60838	Daiwa Capital Mkt – HSI R Bear CBBC Jul 2012 O	2012/07/27	2012/07/31
64200	SGA Societe Generale Acceptance N.V.-HSI R Bear CBBC Oct 12Y	2012/07/27	2012/07/30
64146	Credit Suisse AG – HSI R Bear CBBC Oct 2012 W	2012/07/27	2012/07/30
60719	UBS AG – HKEx R Bear CBBC Jul 2012 E	2012/07/27	2012/07/31
64457	HK Bank – HSI R Bull CBBC Mar 2013 C	2012/07/27	2012/07/30
64459	HK Bank – HSI R Bull CBBC Mar 2013 D	2012/07/27	2012/07/30
60477	Daiwa Capital Mkt – HSI R Bear CBBC Jul 2012 E	2012/07/27	2012/07/31
60478	Daiwa Capital Mkt – HSI R Bear CBBC Jul 2012 F	2012/07/27	2012/07/31
64633	UBS AG – HSI R Bull CBBC Jan 2013 D	2012/07/27	2012/07/30
60479	Daiwa Capital Mkt – HSI R Bear CBBC Jul 2012 G	2012/07/27	2012/07/31
65834	BNP Paribas Arbit Issu B.V. – HSI R Bull CBBC Apr 2013 X	2012/07/27	2012/07/30
61222	BNP Paribas Arbit Issu B.V. – HSI R Bear CBBC Jul 2012 L	2012/07/27	2012/07/31
65839	Goldman Sachs SP (Asia) – HSI R Bull CBBC Oct 2012 M	2012/07/27	2012/07/30
60837	Daiwa Capital Mkt – HSI R Bear CBBC Jul 2012 N	2012/07/27	2012/07/31
65841	Credit Suisse AG – HSI R Bull CBBC Nov 2012 A	2012/07/27	2012/07/30
65842	Credit Suisse AG – HSI R Bull CBBC Nov 2012 K	2012/07/27	2012/07/30
65843	Credit Suisse AG – HSI R Bull CBBC Nov 2012 L	2012/07/27	2012/07/30
66016	J P Morgan SP BV – HSI R Bull CBBC Apr 2013 B	2012/07/27	2012/07/30
66021	J P Morgan SP BV – HSI R Bull CBBC Apr 2013 C	2012/07/27	2012/07/30
66030	J P Morgan SP BV – HSI R Bull CBBC Apr 2013 D	2012/07/27	2012/07/30
61287	Credit Suisse AG – TCH R Bear CBBC Jul 2012 H	2012/07/27	2012/07/31
60948	UBS AG – HSI R Bear CBBC Jul 2012 I	2012/07/27	2012/07/31
60956	SGA Societe Generale Acceptance N.V.-HSI R Bear CBBC Jul12 A	2012/07/27	2012/07/31
61227	BNP Paribas Arbit Issu B.V. – HSI R Bear CBBC Jul 2012 N	2012/07/27	2012/07/31
61223	BNP Paribas Arbit Issu B.V. – HSI R Bear CBBC Jul 2012 M	2012/07/27	2012/07/31
65835	Daiwa Capital Mkt – HSI R Bull CBBC Dec 2012 H	2012/07/27	2012/07/30
61683	Goldman Sachs SP (Asia) – HSI R Bear CBBC Jul 2012 F	2012/07/27	2012/07/31
69807	UBS AG – HSI R Bull CBBC Jul 2012 Y	2012/07/27	2012/07/31
60183	UBS AG – HSI R Bear CBBC Jul 2012 N	2012/07/27	2012/07/31
69285	UBS AG – HSI R Bull CBBC Jul 2012 K	2012/07/27	2012/07/31
69227	Credit Suisse AG – HSI R Bear CBBC Jul 2012 P	2012/07/27	2012/07/31
69017	UBS AG – A50 China R Bear CBBC Jul 2012 A	2012/07/27	2012/07/31
68889	UBS AG – HSI R Bear CBBC Jul 2012 G	2012/07/27	2012/07/31
68730	HK Bank – HSI R Bull CBBC Jul 2012 C	2012/07/27	2012/07/31
69481	Credit Suisse AG – HSI R Bull CBBC Jul 2012 V	2012/07/27	2012/07/31
60233	UBS AG – HSI R Bear CBBC Jul 2012 Q	2012/07/27	2012/07/31
61682	Goldman Sachs SP (Asia) – HSI R Bear CBBC Jul 2012 E	2012/07/27	2012/07/31
60334	UBS AG – HSI R Bear CBBC Jul 2012 S	2012/07/27	2012/07/31
69286	UBS AG – HSI R Bull CBBC Jul 2012 L	2012/07/27	2012/07/31
69683	UBS AG – HSI R Bull CBBC Jul 2012 U	2012/07/27	2012/07/31
60164	SGA Societe Generale Acceptance N.V.-HSI R Bear CBBC Jul 12T	2012/07/27	2012/07/31
60165	SGA Societe Generale Acceptance N.V.-HSI R Bear CBBC Jul 12U	2012/07/27	2012/07/31
60166	SGA Societe Generale Acceptance N.V.-HSI R Bear CBBC Jul 12V	2012/07/27	2012/07/31
69805	UBS AG – HSI R Bull CBBC Jul 2012 X	2012/07/27	2012/07/31
60067	SGA Societe Generale Acceptance N.V.-HSI R Bear CBBC Jul 12N	2012/07/27	2012/07/31
60114	SGA Societe Generale Acceptance N.V.-HSI R Bear CBBC Jul 12R	2012/07/27	2012/07/31
60113	SGA Societe Generale Acceptance N.V.-HSI R Bear CBBC Jul 12Q	2012/07/27	2012/07/31
60395	J P Morgan SP BV – HSI R Bear CBBC Jul 2012 C	2012/07/27	2012/07/31
69758	Credit Suisse AG – HSI R Bull CBBC Jul 2012 Y	2012/07/27	2012/07/31
60394	J P Morgan SP BV – HSI R Bear CBBC Jul 2012 B	2012/07/27	2012/07/31
60241	UBS AG – ABC R Bear CBBC Jul 2012 C	2012/07/27	2012/07/31
60238	UBS AG – HSCEI R Bear CBBC Jul 2012 B	2012/07/27	2012/07/31
61863	Credit Suisse AG – China Mobile R Bear CBBC Oct 2012 A	2012/07/27	2012/07/30
69432	UBS AG – COVS R Bull CBBC Jul 2012 A	2012/07/27	2012/07/31
60163	SGA Societe Generale Acceptance N.V.-HSI R Bear CBBC Jul 12S	2012/07/27	2012/07/31
69931	Merrill Lynch Int'l & Co. C.V. – HSI R Bull CBBC Jul 2012 C	2012/07/27	2012/07/31
69421	Credit Suisse AG – HSI R Bull CBBC Jul 2012 T	2012/07/27	2012/07/31
67239	Credit Suisse AG – HSI R Bull CBBC Jul 2012 D	2012/07/27	2012/07/31
67440	Credit Suisse AG – HSI R Bull CBBC Jul 2012 E	2012/07/27	2012/07/31
67620	Credit Suisse AG – HSI R Bull CBBC Jul 2012 H	2012/07/27	2012/07/31
67797	UBS AG – HSI R Bull CBBC Jul 2012 A	2012/07/27	2012/07/31
66163	Credit Suisse AG – HSI R Bull CBBC Jul 2012 A	2012/07/27	2012/07/31
66413	SGA Societe Generale Acceptance N.V.-HSI R Bear CBBC Oct 12Q	2012/07/30	2012/07/31
66517	BNP Paribas Arbit Issu B.V. – HSI R Bear CBBC Oct 2012 V	2012/07/30	2012/07/31
66932	BNP Paribas Arbit Issu B.V. – HSI R Bear CBBC Oct 2012 W	2012/07/30	2012/07/31
63322	Merrill Lynch Int'l & Co. C.V. – HSI R Bear CBBC Oct 2012 O	2012/07/30	2012/07/31
64175	UBS AG – HSI R Bear CBBC May 2013 D	2012/07/30	2012/07/31
66284	UBS AG – HSI R Bull CBBC May 2013 F	2012/07/30	2012/07/31
64208	SGA Societe Generale Acceptance N.V.-HSI R Bear CBBC Oct 12Z	2012/07/30	2012/07/31

List of expired CBBC, 2012 (continued)

Code	CBBC	Last trading date	Delisted date
67115	BNP Paribas Arbit Issu B.V. – HSI R Bear CBBC Oct 2012 X	2012/07/30	2012/07/31
66773	UBS AG – China Mobile R Bear CBBC Dec 2012 D	2012/07/30	2012/07/31
64158	Credit Suisse AG – HSI R Bear CBBC Oct 2012 A	2012/07/30	2012/07/31
63111	UBS AG – CC Bank R Bear CBBC Jan 2013 A	2012/07/30	2012/07/31
66277	SGA Societe Generale Acceptance N.V.-HSI R Bull CBBC Dec 12R	2012/07/30	2012/07/31
64111	UBS AG – HSI R Bear CBBC Feb 2013 E	2012/07/30	2012/07/31
64168	Credit Suisse AG – HSI R Bear CBBC Oct 2012 K	2012/07/30	2012/07/31
63923	SGA Societe Generale Acceptance N.V.-HSI R Bear CBBC Oct 12S	2012/07/30	2012/07/31
67474	Goldman Sachs SP (Asia) – HSI R Bear CBBC Oct 2012 P	2012/07/30	2012/07/31
63941	UBS AG – HSI R Bear CBBC Dec 2012 P	2012/07/30	2012/07/31
67438	SGA Societe Generale Acceptance N.V.-HSI R Bear CBBC Oct 12R	2012/07/30	2012/07/31
67441	UBS AG – HSI R Bear CBBC Oct 2012 A	2012/07/30	2012/07/31
61267	UBS AG – China Mobile R Bear CBBC Aug 2012 B	2012/07/30	2012/07/31
63954	Credit Suisse AG – HSI R Bear CBBC Jan 2013 G	2012/07/30	2012/07/31
63922	Goldman Sachs SP (Asia) – HSI R Bear CBBC Oct 2012 L	2012/07/30	2012/07/31
67442	UBS AG – HSI R Bear CBBC Dec 2012 T	2012/07/30	2012/07/31
67446	UBS AG – HSI R Bear CBBC Feb 2013 H	2012/07/30	2012/07/31
64086	Credit Suisse AG – HSI R Bear CBBC Oct 2012 Q	2012/07/30	2012/07/31
64057	Credit Suisse AG – HSI R Bear CBBC Oct 2012 J	2012/07/30	2012/07/31
67471	Goldman Sachs SP (Asia) – HSI R Bear CBBC Oct 2012 N	2012/07/30	2012/07/31
67472	Goldman Sachs SP (Asia) – HSI R Bear CBBC Oct 2012 O	2012/07/30	2012/07/31
63947	Credit Suisse AG – HSI R Bear CBBC Jan 2013 F	2012/07/30	2012/07/31
64161	Credit Suisse AG – HSI R Bear CBBC Oct 2012 G	2012/07/30	2012/07/31
63503	HK Bank – HSI R Bear CBBC Mar 2013 B	2012/07/30	2012/07/31
67069	HK Bank – BOC L R Bear CBBC Apr 2013 A	2012/07/30	2012/07/31
67269	Credit Suisse AG – HSI R Bear CBBC Oct 2012 T	2012/07/30	2012/07/31
67286	Credit Suisse AG – HSI R Bear CBBC Oct 2012 V	2012/07/30	2012/07/31
67147	BNP Paribas Arbit Issu B.V. – HSI R Bear CBBC Oct 2012 Y	2012/07/30	2012/07/31
67372	Credit Suisse AG – HSI R Bear CBBC Oct 2012 U	2012/07/30	2012/07/31
67392	Credit Suisse AG – HSI R Bear CBBC Oct 2012 X	2012/07/30	2012/07/31
64137	Daiwa Capital Mkt – HSI R Bear CBBC Jan 2013 A	2012/07/30	2012/07/31
67393	Daiwa Capital Mkt – HSI R Bear CBBC Dec 2012 E	2012/07/30	2012/07/31
67426	Daiwa Capital Mkt – HSI R Bear CBBC Jan 2013 B	2012/07/30	2012/07/31
64141	BNP Paribas Arbit Issu B.V. – HSI R Bear CBBC Oct 2012 U	2012/07/31	2012/08/01
64230	SGA Societe Generale Acceptance N.V.-HSI R Bear CBBC Oct 12B	2012/07/31	2012/08/01
64174	UBS AG – HSI R Bear CBBC Oct 2012 K	2012/07/31	2012/08/01
63222	Goldman Sachs SP (Asia) – HSI R Bear CBBC Oct 2012 K	2012/07/31	2012/08/01
64466	Credit Suisse AG – HSI R Bear CBBC Oct 2012 R	2012/07/31	2012/08/01
63487	Merrill Lynch Int'l & Co. C.V. – HSI R Bear CBBC Oct 2012 P	2012/07/31	2012/08/01
61002	HK Bank – China Mobile R Bear CBBC Dec 2012 A	2012/07/31	2012/08/01
66098	UBS AG – HSI R Bear CBBC Oct 2012 M	2012/07/31	2012/08/01
62949	Credit Suisse AG – HSI R Bear CBBC Nov 2012 B	2012/07/31	2012/08/01
67082	HK Bank – HSI R Bear CBBC Mar 2013 A	2012/07/31	2012/08/01
67520	BNP Paribas Arbit Issu B.V. – HSI R Bear CBBC Nov 2012 B	2012/07/31	2012/08/01
62439	J P Morgan SP BV – HSI R Bear CBBC Jan 2013 P	2012/07/31	2012/08/01
67518	Credit Suisse AG – HSI R Bear CBBC Dec 2012 O	2012/07/31	2012/08/01
65996	BNP Paribas Arbit Issu B.V. – HSI R Bear CBBC Oct 2012 N	2012/07/31	2012/08/01
67507	Credit Suisse AG – HSI R Bear CBBC Dec 2012 N	2012/07/31	2012/08/01
67505	Credit Suisse AG – HSI R Bear CBBC Dec 2012 M	2012/07/31	2012/08/01
67503	SGA Societe Generale Acceptance N.V.-HSI R Bear CBBC Nov 12F	2012/07/31	2012/08/01
67521	UBS AG – HSI R Bear CBBC Feb 2013 I	2012/07/31	2012/08/01
67491	BNP Paribas Arbit Issu B.V. – HSI R Bear CBBC Nov 2012 A	2012/07/31	2012/08/01
67061	HK Bank – CC Bank R Bear CBBC Mar 2013 A	2012/07/31	2012/08/01
67483	Credit Suisse AG – HSI R Bear CBBC Dec 2012 I	2012/07/31	2012/08/01
66125	SGA Societe Generale Acceptance N.V.-HSI R Bear CBBC Oct 12A	2012/07/31	2012/08/01
66171	Credit Suisse AG – HSI R Bear CBBC Nov 2012 Z	2012/07/31	2012/08/01
66172	SGA Societe Generale Acceptance N.V.-HSI R Bear CBBC Oct 12P	2012/07/31	2012/08/01
66206	UBS AG – HSI R Bear CBBC Nov 2012 V	2012/07/31	2012/08/01
66217	Daiwa Capital Mkt – HSI R Bear CBBC Nov 2012 G	2012/07/31	2012/08/01
66694	Goldman Sachs SP (Asia) – HSI R Bear CBBC Oct 2012 E	2012/07/31	2012/08/01
66411	HK Bank – China Tel R Bear CBBC Mar 2013 A	2012/07/31	2012/08/01
66492	UBS AG – HSI R Bear CBBC Mar 2013 D	2012/07/31	2012/08/01
66639	BNP Paribas Arbit Issu B.V. – HSI R Bear CBBC Oct 2012 P	2012/07/31	2012/08/01
66037	Credit Suisse AG – HSI R Bear CBBC Nov 2012 U	2012/07/31	2012/08/01
64640	UBS AG – China Tel R Bear CBBC May 2013 A	2012/07/31	2012/08/01
67522	UBS AG – HSI R Bear CBBC Dec 2012 U	2012/07/31	2012/08/01
67530	UBS AG – HSBC R Bear CBBC Feb 2013 A	2012/07/31	2012/08/01
67531	Goldman Sachs SP (Asia) – HSI R Bear CBBC Nov 2012 A	2012/07/31	2012/08/01
62153	J P Morgan SP BV – HSI R Bear CBBC Jan 2013 O	2012/07/31	2012/08/01
65845	Credit Suisse AG – HSI R Bear CBBC Oct 2012 Y	2012/07/31	2012/08/01
65072	UBS AG – Li & Fung R Bear CBBC Feb 2013 A	2012/07/31	2012/08/01
66173	Credit Suisse AG – HSI R Bear CBBC Nov 2012 S	2012/08/01	2012/08/02
64382	SGA Societe Generale Acceptance NV –HSCEI R Bear CBBC Nov12A	2012/08/01	2012/08/02
67700	Credit Suisse AG – HSI R Bear CBBC Nov 2012 V	2012/08/01	2012/08/02
67740	UBS AG – HSI R Bear CBBC Apr 2013 B	2012/08/01	2012/08/02
64280	UBS AG – HSI R Bear CBBC Dec 2012 S	2012/08/01	2012/08/02
67689	Credit Suisse AG – HSI R Bear CBBC Nov 2012 G	2012/08/01	2012/08/02
67702	Credit Suisse AG – HSI R Bear CBBC Nov 2012 W	2012/08/01	2012/08/02
67686	SGA Societe Generale Acceptance N.V.-HSI R Bear CBBC Nov 12G	2012/08/01	2012/08/02
67035	HK Bank – HSI R Bear CBBC Feb 2013 B	2012/08/01	2012/08/02
63043	UBS AG – ICBC R Bear CBBC Feb 2013 A	2012/08/01	2012/08/02
67557	HK Bank – A50 R Bear CBBC Apr 2013 A	2012/08/01	2012/08/02
67540	HK Bank – HSI R Bear CBBC Apr 2013 C	2012/08/01	2012/08/02
67729	UBS AG – HSI R Bear CBBC Feb 2013 J	2012/08/01	2012/08/02
63496	Merrill Lynch Int'l & Co. C.V. – HSI R Bear CBBC Oct 2012 Q	2012/08/01	2012/08/02
67734	UBS AG – HSI R Bear CBBC Mar 2013 H	2012/08/01	2012/08/02
64733	J P Morgan SP BV – HSI R Bear CBBC Apr 2013 C	2012/08/02	2012/08/03

List of expired CBBC, 2012 (continued)

Code	CBBC	Last trading date	Delisted date
63321	HK Bank – HSI R Bear CBBC Apr 2013 D	2012/08/02	2012/08/03
64707	J P Morgan SP BV – HSI R Bear CBBC Apr 2013 B	2012/08/02	2012/08/03
64659	J P Morgan SP BV – HSI R Bear CBBC Apr 2013 A	2012/08/02	2012/08/03
63855	Credit Suisse AG – HSI R Bear CBBC Nov 2012 X	2012/08/02	2012/08/03
64272	Credit Suisse AG – TCH R Bear CBBC Dec 2012 A	2012/08/02	2012/08/03
64523	UBS AG – HSI R Bear CBBC Apr 2013 C	2012/08/02	2012/08/03
64654	UBS AG – HSCEI R Bear CBBC Nov 2012 C	2012/08/02	2012/08/03
64584	UBS AG – HSI R Bear CBBC May 2013 E	2012/08/02	2012/08/03
61158	UBS AG – Hutchison R Bear CBBC Aug 2012 D	2012/08/03	2012/08/07
64874	SGA Societe Generale Acceptance NV -HSCEI R Bear CBBC Nov12D	2012/08/03	2012/08/06
64739	SGA Societe Generale Acceptance N.V.-HSI R Bear CBBC Nov 12H	2012/08/03	2012/08/06
64805	SGA Societe Generale Acceptance N.V.-HSI R Bear CBBC Nov 12I	2012/08/03	2012/08/06
61129	UBS AG – ICBC R Bear CBBC Aug 2012 B	2012/08/03	2012/08/07
60600	UBS AG – Jiangxi Copper R Bear CBBC Aug 2012 A	2012/08/03	2012/08/07
65719	Credit Suisse AG – HSI R Bear CBBC Nov 2012 R	2012/08/03	2012/08/06
69457	UBS AG – Hutchison R Bull CBBC Aug 2012 D	2012/08/03	2012/08/07
61014	UBS AG – A50 China R Bear CBBC Aug 2012 C	2012/08/03	2012/08/07
61490	UBS AG – Sinopec Corp R Bear CBBC Aug 2012 A	2012/08/03	2012/08/07
65821	SGA Societe Generale Acceptance N.V.-HSI R Bear CBBC Nov 12J	2012/08/03	2012/08/06
65852	UBS AG – HSI R Bear CBBC May 2013 F	2012/08/03	2012/08/06
65713	Credit Suisse AG – HSI R Bear CBBC Nov 2012 T	2012/08/03	2012/08/06
65340	Credit Suisse AG – HSI R Bear CBBC Nov 2012 Y	2012/08/03	2012/08/06
60340	UBS AG – HSBC R Bear CBBC Aug 2012 B	2012/08/03	2012/08/07
62308	HK Bank – HSI R Bear CBBC Dec 2012 O	2012/08/06	2012/08/07
62177	UBS AG – HSI R Bear CBBC Sep 2012 D	2012/08/06	2012/08/07
67487	UBS AG – A50 China R Bear CBBC Jan 2013 A	2012/08/06	2012/08/07
62213	Credit Suisse AG – HSI R Bear CBBC Sep 2012 M	2012/08/06	2012/08/07
62069	Daiwa Capital Mkt – HSI R Bear CBBC Sep 2012 F	2012/08/06	2012/08/07
62667	J P Morgan SP BV – HSI R Bear CBBC Dec 2012 C	2012/08/06	2012/08/07
62054	SGA Societe Generale Acceptance N.V.-HSI R Bear CBBC Aug 12N	2012/08/06	2012/08/07
62304	SGA Societe Generale Acceptance N.V.-HSI R Bear CBBC Oct 12O	2012/08/06	2012/08/07
62150	BNP Paribas Arbit Issu B.V. – HSI R Bear CBBC Aug 2012 P	2012/08/06	2012/08/07
62230	Goldman Sachs SP (Asia) – HSI R Bear CBBC Aug 2012 J	2012/08/06	2012/08/07
62047	Credit Suisse AG – HSI R Bear CBBC Aug 2012 L	2012/08/06	2012/08/07
62105	Credit Suisse AG – HSI R Bear CBBC Aug 2012 M	2012/08/06	2012/08/07
62155	SGA Societe Generale Acceptance N.V.-HSI R Bear CBBC Aug 12P	2012/08/06	2012/08/07
67611	Credit Suisse AG – HSI R Bear CBBC Nov 2012 J	2012/08/06	2012/08/07
67059	HK Bank – ICBC R Bear CBBC Feb 2013 A	2012/08/06	2012/08/07
62373	Credit Suisse AG – HSI R Bear CBBC Dec 2012 G	2012/08/06	2012/08/07
62420	SGA Societe Generale Acceptance N.V.-HSI R Bear CBBC Oct 12T	2012/08/06	2012/08/07
66925	UBS AG – HSI R Bear CBBC May 2013 B	2012/08/06	2012/08/07
62895	UBS AG – HSI R Bear CBBC Mar 2013 C	2012/08/06	2012/08/07
62421	SGA Societe Generale Acceptance N.V.-HSI R Bear CBBC Oct 12U	2012/08/06	2012/08/07
62057	UBS AG – HSI R Bear CBBC Aug 2012 G	2012/08/06	2012/08/07
66561	Credit Suisse AG – China Mobile R Bear CBBC Dec 2012 A	2012/08/06	2012/08/07
67068	Credit Suisse AG – HSI R Bear CBBC Dec 2012 S	2012/08/06	2012/08/07
67067	UBS AG – HSI R Bear CBBC Feb 2013 K	2012/08/06	2012/08/07
67065	UBS AG – HSI R Bear CBBC Dec 2012 V	2012/08/06	2012/08/07
67057	SGA Societe Generale Acceptance N.V.-HSI R Bear CBBC Nov 12L	2012/08/06	2012/08/07
63867	Citigroup Global Mkt H Inc. – HSI R Bear CBBC Sep 2012 E	2012/08/06	2012/08/07
67053	BNP Paribas Arbit Issu B.V. – HSI R Bear CBBC Nov 2012 C	2012/08/06	2012/08/07
67078	Credit Suisse AG – HSI R Bear CBBC Dec 2012 T	2012/08/06	2012/08/07
64138	HK Bank – A50 R Bear CBBC Jan 2013 B	2012/08/06	2012/08/07
67055	SGA Societe Generale Acceptance N.V.-HSI R Bear CBBC Nov 12K	2012/08/06	2012/08/07
64003	J P Morgan SP BV – HSI R Bear CBBC Feb 2013 D	2012/08/06	2012/08/07
66434	Credit Suisse AG – HSI R Bear CBBC Oct 2012 O	2012/08/06	2012/08/07
64090	Credit Suisse AG – HKEx R Bear CBBC Dec 2012 C	2012/08/06	2012/08/07
65166	HK Bank – SHK Ppt R Bear CBBC Apr 2013 B	2012/08/06	2012/08/07
65110	HK Bank – CNOOC R Bear CBBC Apr 2013 A	2012/08/06	2012/08/07
62214	Credit Suisse AG – HSI R Bear CBBC Sep 2012 P	2012/08/06	2012/08/07
66923	Goldman Sachs SP (Asia) – HSI R Bear CBBC Nov 2012 B	2012/08/06	2012/08/07
62273	Merrill Lynch Int'l & Co. C.V. – HSI R Bear CBBC Dec 2012 E	2012/08/06	2012/08/07
62050	BNP Paribas Arbit Issu B.V. – HSI R Bear CBBC Aug 2012 N	2012/08/06	2012/08/07
67089	Credit Suisse AG – HSI R Bear CBBC Dec 2012 U	2012/08/06	2012/08/07
66716	Goldman Sachs SP (Asia) – HSI R Bear CBBC Oct 2012 H	2012/08/06	2012/08/07
67232	Credit Suisse AG – HSI R Bear CBBC Nov 2012 O	2012/08/07	2012/08/08
63989	Daiwa Capital Mkt – HSI R Bear CBBC Dec 2012 A	2012/08/07	2012/08/08
62103	UBS AG – HSI R Bear CBBC Sep 2012 B	2012/08/07	2012/08/08
62183	Credit Suisse AG – HSI R Bear CBBC Sep 2012 B	2012/08/07	2012/08/08
60982	Daiwa Capital Mkt – A50 China R Bear CBBC Aug 2012 A	2012/08/07	2012/08/09
67190	BNP Paribas Arbit Issu B.V. – HSI R Bear CBBC Nov 2012 D	2012/08/07	2012/08/08
67191	SGA Societe Generale Acceptance N.V.-HSI R Bear CBBC Nov 12M	2012/08/07	2012/08/08
61895	UBS AG – SHK Ppt R Bear CBBC Sep 2012 A	2012/08/07	2012/08/08
67213	SGA Societe Generale Acceptance N.V.-HSI R Bear CBBC Nov 12N	2012/08/07	2012/08/08
62422	SGA Societe Generale Acceptance N.V.-HSI R Bear CBBC Oct 12V	2012/08/07	2012/08/08
62051	BNP Paribas Arbit Issu B.V. – HSI R Bear CBBC Aug 2012 O	2012/08/07	2012/08/08
67237	UBS AG – HSI R Bear CBBC Nov 2012 X	2012/08/07	2012/08/08
67245	BNP Paribas Arbit Issu B.V. – HSI R Bear CBBC Nov 2012 E	2012/08/07	2012/08/08
67394	UBS AG – HSI R Bear CBBC Nov 2012 Y	2012/08/07	2012/08/08
67235	Credit Suisse AG – HSI R Bear CBBC Nov 2012 B	2012/08/07	2012/08/08
67236	UBS AG – HSI R Bear CBBC Feb 2013 L	2012/08/07	2012/08/08
67377	Goldman Sachs SP (Asia) – HSI R Bear CBBC Nov 2012 C	2012/08/07	2012/08/08
67737	UBS AG – CNOOC R Bear CBBC Mar 2013 A	2012/08/07	2012/08/08
62665	J P Morgan SP BV – HSI R Bear CBBC Dec 2012 A	2012/08/07	2012/08/08
67273	SGA Societe Generale Acceptance N.V.-HSI R Bear CBBC Nov 12O	2012/08/07	2012/08/08
62178	UBS AG – HSI R Bear CBBC Oct 2012 Z	2012/08/08	2012/08/09
67752	SGA Societe Generale Acceptance N.V.-HSI R Bear CBBC Dec 12I	2012/08/08	2012/08/09

List of expired CBBC, 2012 *(continued)*

Code	CBBC	Last trading date	Delisted date
67753	SGA Societe Generale Acceptance N.V.-HSI R Bear CBBC Dec 12J	2012/08/08	2012/08/09
65079	HK Bank - HKEx R Bear CBBC Mar 2013 A	2012/08/08	2012/08/09
61987	SGA Societe Generale Acceptance N.V.-HSI R Bear CBBC Aug 12L	2012/08/08	2012/08/09
66766	Goldman Sachs SP (Asia) - HSI R Bear CBBC Oct 2012 I	2012/08/08	2012/08/09
67423	UBS AG - HSI R Bear CBBC Nov 2012 Z	2012/08/08	2012/08/09
67467	Credit Suisse AG - HSI R Bear CBBC Dec 2012 V	2012/08/08	2012/08/09
62003	Credit Suisse AG - HSI R Bear CBBC Sep 2012 Z	2012/08/08	2012/08/09
67886	SGA Societe Generale Acceptance N.V.-HSI R Bear CBBC Dec 12N	2012/08/09	2012/08/10
66034	Credit Suisse AG - TCH R Bear CBBC Nov 2012 C	2012/08/09	2012/08/10
67880	SGA Societe Generale Acceptance N.V.-HSI R Bear CBBC Dec 12M	2012/08/09	2012/08/10
67890	Credit Suisse AG - HSI R Bear CBBC Feb 2013 F	2012/08/09	2012/08/10
67909	UBS AG - HSI R Bear CBBC Mar 2013 I	2012/08/09	2012/08/10
67910	UBS AG - HSI R Bear CBBC Apr 2013 E	2012/08/09	2012/08/10
62055	UBS AG - HSI R Bear CBBC Oct 2012 W	2012/08/09	2012/08/10
67912	Merrill Lynch Int'l & Co. C.V. - HSI R Bear CBBC Dec 2012 K	2012/08/09	2012/08/10
62504	UBS AG - HSCEI R Bear CBBC Oct 2012 A	2012/08/09	2012/08/10
62534	UBS AG - HSI R Bear CBBC Dec 2012 F	2012/08/09	2012/08/10
62547	HK Bank - Cheung Kong R Bear CBBC Dec 2012 A	2012/08/09	2012/08/10
66116	UBS AG - Cheung Kong R Bear CBBC Dec 2012 A	2012/08/09	2012/08/10
62045	Credit Suisse AG - HSI R Bear CBBC Aug 2012 K	2012/08/09	2012/08/10
67911	Daiwa Capital Mkt - HSI R Bear CBBC Feb 2013 A	2012/08/09	2012/08/10
61963	UBS AG - HSI R Bear CBBC Aug 2012 E	2012/08/09	2012/08/10
63994	J P Morgan SP BV - HSI R Bear CBBC Feb 2013 C	2012/08/09	2012/08/10
62272	Merrill Lynch Int'l & Co. C.V. - HSI R Bear CBBC Dec 2012 D	2012/08/09	2012/08/10
64479	Credit Suisse AG - HSI R Bear CBBC Jan 2013 K	2012/08/09	2012/08/10
63862	Citigroup Global Mkt H Inc. - HSI R Bear CBBC Sep 2012 D	2012/08/09	2012/08/10
62164	SGA Societe Generale Acceptance N.V.-HSI R Bear CBBC Oct 12M	2012/08/09	2012/08/10
64400	SGA Societe Generale Acceptance NV -HSCEI R Bear CBBC Nov12B	2012/08/09	2012/08/10
62162	SGA Societe Generale Acceptance N.V.-HSI R Bear CBBC Oct 12L	2012/08/09	2012/08/10
64567	UBS AG - HSI R Bear CBBC Feb 2013 G	2012/08/09	2012/08/10
67391	UBS AG - HSI R Bear CBBC Dec 2012 W	2012/08/09	2012/08/10
62229	Goldman Sachs SP (Asia) - HSI R Bear CBBC Aug 2012 I	2012/08/09	2012/08/10
61958	Credit Suisse AG - HSI R Bear CBBC Aug 2012 I	2012/08/09	2012/08/10
62108	Credit Suisse AG - HSI R Bear CBBC Aug 2012 N	2012/08/09	2012/08/10
67879	SGA Societe Generale Acceptance N.V.-HSI R Bear CBBC Dec 12L	2012/08/09	2012/08/10
61986	SGA Societe Generale Acceptance N.V.-HSI R Bear CBBC Aug 12F	2012/08/09	2012/08/10
67805	Credit Suisse AG - HSI R Bear CBBC Feb 2013 E	2012/08/09	2012/08/10
66719	UBS AG - TCH R Bear CBBC Dec 2012 B	2012/08/09	2012/08/10
67608	Credit Suisse AG - HSI R Bear CBBC Nov 2012 I	2012/08/09	2012/08/10
62014	Daiwa Capital Mkt - HSI R Bear CBBC Aug 2012 I	2012/08/09	2012/08/10
62013	UBS AG - HSI R Bear CBBC Aug 2012 F	2012/08/09	2012/08/10
61961	BNP Paribas Arbit Issu B.V. - HSI R Bear CBBC Aug 2012 K	2012/08/09	2012/08/10
67609	Credit Suisse AG - HSI R Bear CBBC Dec 2012 B	2012/08/09	2012/08/10
61985	BNP Paribas Arbit Issu B.V. - HSI R Bear CBBC Aug 2012 M	2012/08/09	2012/08/10
66682	HK Bank - TCH R Bear CBBC Dec 2012 G	2012/08/09	2012/08/10
67941	UBS AG - HSI R Bear CBBC Feb 2013 N	2012/08/10	2012/08/13
61232	UBS AG - TCH R Bull CBBC Aug 2012 B	2012/08/10	2012/08/14
61150	UBS AG - China Mobile R Bear CBBC Aug 2012 A	2012/08/10	2012/08/14
67934	SGA Societe Generale Acceptance N.V.-HSI R Bear CBBC Dec 12O	2012/08/10	2012/08/13
61045	UBS AG - CC Bank R Bear CBBC Aug 2012 A	2012/08/10	2012/08/14
60656	Credit Suisse AG - HKEx R Bear CBBC Aug 2012 A	2012/08/10	2012/08/14
67938	Credit Suisse AG - HSI R Bear CBBC Nov 2012 U	2012/08/10	2012/08/13
67939	Credit Suisse AG - HSI R Bear CBBC Nov 2012 Z	2012/08/10	2012/08/13
60583	UBS AG - CNOOC R Bear CBBC Aug 2012 A	2012/08/10	2012/08/14
61418	UBS AG - Hutchison R Bear CBBC Aug 2012 E	2012/08/10	2012/08/14
60157	UBS AG - ICBC R Bear CBBC Aug 2012 A	2012/08/10	2012/08/14
61262	UBS AG - TCH R Bear CBBC Aug 2012 C	2012/08/10	2012/08/14
65083	UBS AG - Li & Fung R Bull CBBC Apr 2013 A	2012/08/10	2012/08/13
67972	SGA Societe Generale Acceptance N.V.-HSI R Bear CBBC Dec 12Q	2012/08/13	2012/08/14
68013	Credit Suisse AG - HSI R Bull CBBC Jan 2013 X	2012/08/13	2012/08/14
67993	Credit Suisse AG - HSI R Bear CBBC Nov 2012 V	2012/08/13	2012/08/14
67990	Credit Suisse AG - HSI R Bear CBBC Nov 2012 G	2012/08/13	2012/08/14
67987	BNP Paribas Arbit Issu B.V. - HSI R Bear CBBC Dec 2012 M	2012/08/13	2012/08/14
67986	BNP Paribas Arbit Issu B.V. - HSI R Bear CBBC Dec 2012 L	2012/08/13	2012/08/14
67983	UBS AG - HSI R Bear CBBC Mar 2013 J	2012/08/13	2012/08/14
67978	SGA Societe Generale Acceptance N.V.-HSI R Bear CBBC Dec 12R	2012/08/13	2012/08/14
67991	Credit Suisse AG - HSI R Bear CBBC Nov 2012 S	2012/08/13	2012/08/14
67970	SGA Societe Generale Acceptance N.V.-HSI R Bear CBBC Dec 12P	2012/08/13	2012/08/14
63404	Merrill Lynch Int'l & Co. C.V. - HSI R Bear CBBC Nov 2012 C	2012/08/13	2012/08/14
63040	UBS AG - HSI R Bull CBBC Apr 2013 D	2012/08/13	2012/08/14
62137	Credit Suisse AG - HSI R Bull CBBC Jan 2013 Y	2012/08/13	2012/08/14
67981	UBS AG - HSI R Bear CBBC Jan 2013 E	2012/08/13	2012/08/14
64107	Credit Suisse AG - TCH R Bull CBBC Dec 2012 C	2012/08/14	2012/08/15
63050	HK Bank - BOC HK R Bear CBBC Mar 2013 A	2012/08/14	2012/08/15
66940	HK Bank - CUni R Bear CBBC Mar 2013 A	2012/08/14	2012/08/15
64037	UBS AG - HSI R Bear CBBC Nov 2012 H	2012/08/14	2012/08/15
66689	HK Bank - CC Bank R Bear CBBC Feb 2013 A	2012/08/14	2012/08/15
63858	HK Bank - A50 R Bull CBBC Mar 2013 D	2012/08/14	2012/08/15
64050	Credit Suisse AG - HSI R Bear CBBC Jan 2013 O	2012/08/14	2012/08/15
64065	Credit Suisse AG - HSI R Bull CBBC Jan 2013 G	2012/08/15	2012/08/16
67429	UBS AG - BOC HK R Bear CBBC Feb 2013 A	2012/08/15	2012/08/16
64655	UBS AG - Evergrande R Bull CBBC Apr 2013 C	2012/08/15	2012/08/16
64108	Credit Suisse AG - TCH R Bull CBBC Dec 2012 D	2012/08/15	2012/08/16
69623	HK Bank - ABC R Bull CBBC Aug 2012 B	2012/08/15	2012/08/17
68809	HK Bank - China Life R Bull CBBC Aug 2012 A	2012/08/15	2012/08/17
66929	HK Bank - Evergrande R Bull CBBC Apr 2013 C	2012/08/15	2012/08/16
64234	UBS AG - HSI R Bear CBBC Jan 2013 F	2012/08/15	2012/08/16

List of expired CBBC, 2012 *(continued)*

Code	CBBC	Last trading date	Delisted date
64245	Credit Suisse AG – HSI R Bear CBBC Nov 2012 W	2012/08/15	2012/08/16
62053	HK Bank – Galaxy Ent R Bear CBBC Feb 2013 A	2012/08/15	2012/08/16
67343	UBS AG – Galaxy Ent R Bear CBBC Feb 2013 A	2012/08/16	2012/08/17
64393	UBS AG – HSI R Bull CBBC Mar 2013 K	2012/08/16	2012/08/17
64233	J P Morgan SP BV – HSI R Bull CBBC May 2013 D	2012/08/16	2012/08/17
64590	BNP Paribas Arbit Issu B.V. – HSI R Bull CBBC Apr 2013 N	2012/08/16	2012/08/17
68000	SGA Societe Generale Acceptance N.V.-HSI R Bull CBBC Dec 12O	2012/08/16	2012/08/17
68003	BNP Paribas Arbit Issu B.V. – HSI R Bull CBBC Dec 2012 H	2012/08/16	2012/08/17
64643	Daiwa Capital Mkt – HSI R Bull CBBC Jan 2013 D	2012/08/16	2012/08/17
64589	BNP Paribas Arbit Issu B.V. – HSI R Bull CBBC Apr 2013 M	2012/08/16	2012/08/17
64808	Goldman Sachs SP (Asia) – HSI R Bull CBBC Nov 2012 M	2012/08/16	2012/08/17
64256	Credit Suisse AG – HSI R Bull CBBC Feb 2013 L	2012/08/16	2012/08/17
61867	Credit Suisse AG – TCH R Bear CBBC Oct 2012 E	2012/08/16	2012/08/17
64753	Credit Suisse AG – HSI R Bull CBBC Feb 2013 N	2012/08/16	2012/08/17
64754	Credit Suisse AG – HSI R Bull CBBC Feb 2013 O	2012/08/16	2012/08/17
64480	UBS AG – HSI R Bear CBBC May 2013 G	2012/08/16	2012/08/17
64806	UBS AG – HSI R Bull CBBC May 2013 J	2012/08/16	2012/08/17
64583	BNP Paribas Arbit Issu B.V. – A50 Ch R Bull CBBC Mar 2013 B	2012/08/16	2012/08/17
64482	Credit Suisse AG – HSI R Bear CBBC Dec 2012 Q	2012/08/16	2012/08/17
64489	SGA Societe Generale Acceptance N.V.-HSI R Bull CBBC Dec 12Q	2012/08/16	2012/08/17
64172	UBS AG – HSI R Bull CBBC Nov 2012 U	2012/08/16	2012/08/17
62440	Credit Suisse AG – HSI R Bull CBBC Jan 2013 Z	2012/08/16	2012/08/17
64484	Credit Suisse AG – HSI R Bull CBBC Feb 2013 M	2012/08/16	2012/08/17
63079	Goldman Sachs SP (Asia) – HSI R Bull CBBC Nov 2012 L	2012/08/16	2012/08/17
64556	SGA Societe Generale Acceptance N.V.-HSI R Bull CBBC Dec 12R	2012/08/16	2012/08/17
64817	Goldman Sachs SP (Asia) – HSI R Bull CBBC Nov 2012 N	2012/08/16	2012/08/17
64804	UBS AG – HSI R Bull CBBC Jun 2013 H	2012/08/16	2012/08/17
69977	UBS AG – TCH R Bull CBBC Aug 2012 A	2012/08/17	2012/08/21
60527	UBS AG – China Life R Bear CBBC Aug 2012 E	2012/08/17	2012/08/21
66254	Credit Suisse AG – China Mobile R Bull CBBC Dec 2012 A	2012/08/17	2012/08/20
60034	UBS AG – China Shenhua R Bear CBBC Aug 2012 B	2012/08/17	2012/08/21
61606	Credit Suisse AG – A50 China R Bull CBBC Sep 2012 B	2012/08/17	2012/08/20
68979	UBS AG – BOCL R Bull CBBC Aug 2012 A	2012/08/17	2012/08/21
69016	UBS AG – A50 China R Bear CBBC Aug 2012 A	2012/08/17	2012/08/21
61425	UBS AG – ICBC R Bear CBBC Aug 2012 C	2012/08/17	2012/08/21
66262	UBS AG – TCH R Bear CBBC Jan 2013 A	2012/08/17	2012/08/20
61317	UBS AG – A50 China R Bear CBBC Aug 2012 D	2012/08/17	2012/08/21
66912	UBS AG – China Mobile R Bull CBBC Feb 2013 A	2012/08/17	2012/08/20
65108	Credit Suisse AG – HSI R Bull CBBC Jan 2013 I	2012/08/17	2012/08/20
65054	SGA Societe Generale Acceptance N.V.-HSI R Bull CBBC Jan 13F	2012/08/17	2012/08/20
65530	Goldman Sachs SP (Asia) – HSI R Bear CBBC Nov 2012 G	2012/08/17	2012/08/20
65127	Credit Suisse AG – HSI R Bull CBBC Jan 2013 K	2012/08/17	2012/08/20
65130	UBS AG – HSI R Bull CBBC Dec 2012 K	2012/08/17	2012/08/20
61181	Credit Suisse AG – Hutchison R Bear CBBC Aug 2012 A	2012/08/17	2012/08/21
62942	HK Bank – TCH R Bear CBBC Dec 2012 D	2012/08/17	2012/08/20
61441	UBS AG – SHK Ppt R Bear CBBC Aug 2012 B	2012/08/17	2012/08/21
67188	HK Bank – China Mobile R Bull CBBC Mar 2013 A	2012/08/17	2012/08/20
61178	Credit Suisse AG – TCH R Bull CBBC Aug 2012 A	2012/08/17	2012/08/21
65024	HK Bank – HSI R Bull CBBC Apr 2013 F	2012/08/20	2012/08/21
61414	Daiwa Capital Mkt – A50 China R Bull CBBC Dec 2012 C	2012/08/20	2012/08/21
62529	HK Bank – A50 R Bull CBBC Feb 2013 B	2012/08/20	2012/08/21
65036	SGA Societe Generale Acceptance N.V.-HSI R Bull CBBC Jan 13E	2012/08/20	2012/08/21
61504	UBS AG – A50 China R Bull CBBC Sep 2012 A	2012/08/20	2012/08/21
65989	HK Bank – China Mobile R Bull CBBC Jan 2013 D	2012/08/20	2012/08/21
65531	UBS AG – HSI R Bull CBBC Apr 2013 E	2012/08/20	2012/08/21
65536	Credit Suisse AG – HSI R Bull CBBC Jan 2013 L	2012/08/20	2012/08/21
64472	HK Bank – ABC R Bull CBBC Nov 2013 A	2012/08/20	2012/08/21
63904	HK Bank – CNOOC R Bull CBBC Apr 2013 A	2012/08/21	2012/08/22
65695	SGA Societe Generale Acceptance N.V.-HSI R Bull CBBC Jan 13G	2012/08/21	2012/08/22
65856	UBS AG – China Mobile R Bull CBBC Feb 2013 B	2012/08/21	2012/08/22
62782	UBS AG – Sands China R Bear CBBC Dec 2012 A	2012/08/21	2012/08/22
65704	UBS AG – HSI R Bull CBBC Feb 2013 L	2012/08/21	2012/08/22
65699	Credit Suisse AG – HSI R Bull CBBC Jan 2013 M	2012/08/21	2012/08/22
65932	Goldman Sachs SP (Asia) – HSI R Bull CBBC Nov 2012 O	2012/08/21	2012/08/22
65691	Credit Suisse AG – HSI R Bear CBBC Jan 2013 R	2012/08/21	2012/08/22
66475	Credit Suisse AG – China Mobile R Bull CBBC Dec 2012 B	2012/08/21	2012/08/22
67933	Credit Suisse AG – HSI R Bull CBBC Feb 2013 P	2012/08/22	2012/08/23
63037	UBS AG – HSI R Bull CBBC Jan 2013 C	2012/08/22	2012/08/23
67998	SGA Societe Generale Acceptance N.V.-HSI R Bull CBBC Dec 12Z	2012/08/22	2012/08/23
63041	Goldman Sachs SP (Asia) – HSI R Bull CBBC Nov 2012 K	2012/08/22	2012/08/23
65994	HK Bank – A50 R Bull CBBC Feb 2013 C	2012/08/22	2012/08/23
67948	Credit Suisse AG – HSI R Bull CBBC Feb 2013 Q	2012/08/22	2012/08/23
68004	BNP Paribas Arbit Issu B.V. – HSI R Bull CBBC Dec 2012 I	2012/08/22	2012/08/23
65982	HK Bank – China Mobile R Bull CBBC Apr 2013 A	2012/08/22	2012/08/23
64046	Credit Suisse AG – HSI R Bull CBBC Jan 2013 F	2012/08/22	2012/08/23
68087	UBS AG – HSI R Bull CBBC Jun 2013 I	2012/08/23	2012/08/24
68078	Credit Suisse AG – HSI R Bull CBBC Feb 2013 R	2012/08/23	2012/08/24
68090	UBS AG – HSI R Bull CBBC Nov 2012 W	2012/08/23	2012/08/24
68085	Credit Suisse AG – HSI R Bull CBBC Feb 2013 S	2012/08/23	2012/08/24
68086	BNP Paribas Arbit Issu B.V. – HSI R Bull CBBC Dec 2012 J	2012/08/23	2012/08/24
67952	UBS AG – HSI R Bear CBBC Apr 2013 F	2012/08/23	2012/08/24
68074	Credit Suisse AG – TCH R Bear CBBC Jan 2013 A	2012/08/23	2012/08/24
68062	UBS AG – HSI R Bear CBBC Jan 2013 H	2012/08/23	2012/08/24
68098	Goldman Sachs SP (Asia) – HSI R Bear CBBC Nov 2012 I	2012/08/23	2012/08/24
68105	J P Morgan SP BV – HSI R Bear CBBC May 2013 B	2012/08/23	2012/08/24
68035	Credit Suisse AG – HSI R Bear CBBC Feb 2013 K	2012/08/23	2012/08/24
68036	Credit Suisse AG – HSI R Bear CBBC Feb 2013 L	2012/08/23	2012/08/24

List of expired CBBC, 2012 (continued)

Code	CBBC	Last trading date	Delisted date
68068	SGA Societe Generale Acceptance N.V.-HSI R Bull CBBC Jan 13H	2012/08/23	2012/08/24
68057	HK Bank – TCH R Bear CBBC Apr 2013 A	2012/08/23	2012/08/24
68066	Credit Suisse AG – HSI R Bear CBBC Nov 2012 X	2012/08/23	2012/08/24
64639	UBS AG – CUni R Bear CBBC Mar 2013 A	2012/08/23	2012/08/24
61095	Credit Suisse AG – HKEx R Bear CBBC Aug 2012 B	2012/08/24	2012/08/28
61096	Credit Suisse AG – China Life R Bear CBBC Aug 2012 A	2012/08/24	2012/08/28
68069	SGA Societe Generale Acceptance N.V.-HSI R Bull CBBC Feb 13A	2012/08/24	2012/08/27
67516	Credit Suisse AG – A50 China R Bull CBBC Jan 2013 A	2012/08/24	2012/08/27
60490	UBS AG – HSBC R Bear CBBC Aug 2012 C	2012/08/24	2012/08/28
61283	Credit Suisse AG – A50 China R Bear CBBC Aug 2012 A	2012/08/24	2012/08/28
61284	Credit Suisse AG – A50 China R Bear CBBC Aug 2012 B	2012/08/24	2012/08/28
64160	UBS AG – HSI R Bull CBBC May 2013 I	2012/08/24	2012/08/27
67881	BNP Paribas Arbit Issu B.V. – A50 Ch R Bull CBBC Sep 2012 A	2012/08/24	2012/08/27
68153	Goldman Sachs SP (Asia) – HSI R Bull CBBC Nov 2012 Q	2012/08/24	2012/08/27
68152	Goldman Sachs SP (Asia) – HSI R Bull CBBC Nov 2012 P	2012/08/24	2012/08/27
68128	Credit Suisse AG – HSI R Bull CBBC Feb 2013 T	2012/08/24	2012/08/27
68150	BNP Paribas Arbit Issu B.V. – HSI R Bull CBBC Dec 2012 K	2012/08/24	2012/08/27
68141	UBS AG – HSI R Bull CBBC Jun 2013 J	2012/08/24	2012/08/27
68133	SGA Societe Generale Acceptance N.V.-HSI R Bull CBBC Jan 13I	2012/08/24	2012/08/27
61239	Credit Suisse AG – TCH R Bull CBBC Aug 2012 B	2012/08/24	2012/08/28
61720	UBS AG – China Tel R Bear CBBC Sep 2012 A	2012/08/24	2012/08/27
62936	Credit Suisse AG – HSI R Bull CBBC Jan 2013 J	2012/08/24	2012/08/27
67750	SGA Societe Generale Acceptance N.V.-HSI R Bull CBBC Nov 12T	2012/08/27	2012/08/28
67761	BNP Paribas Arbit Issu B.V. – HSI R Bull CBBC Apr 2013 L	2012/08/27	2012/08/28
68059	HK Bank – Galaxy Ent R Bear CBBC Apr 2013 A	2012/08/27	2012/08/28
69221	HK Bank – ICBC R Bull CBBC Aug 2012 A	2012/08/27	2012/08/29
67373	Goldman Sachs SP (Asia) – HSI R Bull CBBC Nov 2012 J	2012/08/27	2012/08/28
64644	UBS AG – China Life R Bull CBBC May 2013 B	2012/08/27	2012/08/28
64176	J P Morgan SP BV – HSI R Bull CBBC May 2013 A	2012/08/27	2012/08/28
68168	SGA Societe Generale Acceptance N.V.-HSI R Bull CBBC Jan 13J	2012/08/27	2012/08/28
68162	Credit Suisse AG – China Life R Bull CBBC Jan 2013 B	2012/08/27	2012/08/28
68160	Credit Suisse AG – HSI R Bull CBBC Jan 2013 T	2012/08/27	2012/08/28
68156	UBS AG – HSI R Bull CBBC Apr 2013 F	2012/08/27	2012/08/28
68154	HK Bank – A50 R Bull CBBC Apr 2013 C	2012/08/27	2012/08/28
68746	HK Bank – A50 R Bull CBBC Aug 2012 C	2012/08/27	2012/08/29
67764	UBS AG – HSI R Bull CBBC Nov 2012 N	2012/08/27	2012/08/28
63881	HK Bank – China Life R Bull CBBC Mar 2013 A	2012/08/27	2012/08/28
67345	Credit Suisse AG – HSI R Bull CBBC Nov 2012 L	2012/08/27	2012/08/28
62527	HK Bank – A50 R Bull CBBC Feb 2013 A	2012/08/27	2012/08/28
64139	HK Bank – A50 R Bull CBBC Mar 2013 B	2012/08/27	2012/08/28
67777	Credit Suisse AG – HSI R Bull CBBC Feb 2013 H	2012/08/27	2012/08/28
67488	UBS AG – A50 China R Bull CBBC Feb 2013 A	2012/08/27	2012/08/28
67781	Credit Suisse AG – HSI R Bull CBBC Feb 2013 I	2012/08/27	2012/08/28
63850	HK Bank – HSI R Bull CBBC Apr 2013 E	2012/08/27	2012/08/28
60373	HK Bank – Sinopec Corp R Bear CBBC Aug 2012 A	2012/08/27	2012/08/29
68097	UBS AG – Galaxy Ent R Bear CBBC Feb 2013 B	2012/08/27	2012/08/28
67305	UBS AG – HSI R Bull CBBC Jan 2013 G	2012/08/28	2012/08/29
67788	Credit Suisse AG – HSI R Bull CBBC Feb 2013 J	2012/08/28	2012/08/29
67272	SGA Societe Generale Acceptance N.V.-HSI R Bull CBBC Nov 12B	2012/08/28	2012/08/29
63359	Merrill Lynch Int'l & Co. C.V. – HSI R Bull CBBC Nov 2012 G	2012/08/28	2012/08/29
67347	Credit Suisse AG – HSI R Bull CBBC Nov 2012 I	2012/08/28	2012/08/29
67979	UBS AG – HSCEI R Bull CBBC May 2013 A	2012/08/28	2012/08/29
67291	Daiwa Capital Mkt – HSI R Bull CBBC Jan 2013 C	2012/08/28	2012/08/29
68211	HK Bank – CC Bank R Bull CBBC Mar 2013 D	2012/08/28	2012/08/29
68148	UBS AG – TCH R Bull CBBC Jan 2013 B	2012/08/28	2012/08/29
68205	HK Bank – TCH R Bull CBBC Apr 2013 A	2012/08/28	2012/08/29
68073	Credit Suisse AG – TCH R Bull CBBC Jan 2013 C	2012/08/28	2012/08/29
68218	Credit Suisse AG – HSI R Bull CBBC Feb 2013 U	2012/08/28	2012/08/29
61875	SGA Societe Generale Acceptance N.V.-HSI R Bear CBBC Aug 12Y	2012/08/29	2012/08/31
61877	SGA Societe Generale Acceptance N.V.-HSI R Bear CBBC Aug 12Z	2012/08/29	2012/08/31
61878	SGA Societe Generale Acceptance N.V.-HSI R Bear CBBC Aug 12A	2012/08/29	2012/08/31
68906	Credit Suisse AG – HSI R Bull CBBC Aug 2012 G	2012/08/29	2012/08/31
61899	SGA Societe Generale Acceptance N.V.-HSI R Bear CBBC Aug12B	2012/08/29	2012/08/31
61906	Goldman Sachs SP (Asia) – HSI R Bear CBBC Aug 2012 D	2012/08/29	2012/08/31
61907	Goldman Sachs SP (Asia) – HSI R Bear CBBC Aug 2012 E	2012/08/29	2012/08/31
61874	SGA Societe Generale Acceptance N.V.-HSI R Bear CBBC Aug 12X	2012/08/29	2012/08/31
60051	Credit Suisse AG – HSI R Bear CBBC Aug 2012 T	2012/08/29	2012/08/31
61871	Credit Suisse AG – HSI R Bear CBBC Aug 2012 G	2012/08/29	2012/08/31
60609	Goldman Sachs SP (Asia) – HSI R Bear CBBC Aug 2012 A	2012/08/29	2012/08/31
60049	Credit Suisse AG – HSI R Bear CBBC Aug 2012 R	2012/08/29	2012/08/31
61932	UBS AG – HSI R Bear CBBC Aug 2012 B	2012/08/29	2012/08/31
61933	UBS AG – HSCEI R Bear CBBC Aug 2012 B	2012/08/29	2012/08/31
60872	J P Morgan SP BV – HSI R Bear CBBC Aug 2012 K	2012/08/29	2012/08/31
61940	BNP Paribas Arbit Issu B.V. – HSI R Bear CBBC Aug 2012 J	2012/08/29	2012/08/31
61942	UBS AG – HSI R Bear CBBC Aug 2012 D	2012/08/29	2012/08/31
61943	SGA Societe Generale Acceptance N.V.-HSI R Bear CBBC Aug 12C	2012/08/29	2012/08/31
61908	Goldman Sachs SP (Asia) – HSI R Bear CBBC Aug 2012 F	2012/08/29	2012/08/31
60922	J P Morgan SP BV – HSI R Bear CBBC Aug 2012 N	2012/08/29	2012/08/31
60333	UBS AG – HSI R Bear CBBC Aug 2012 W	2012/08/29	2012/08/31
60217	HK Bank – HSI R Bear CBBC Aug 2012 K	2012/08/29	2012/08/31
61089	Daiwa Capital Mkt – HSCEI R Bear CBBC Aug 2012 A	2012/08/29	2012/08/31
61831	UBS AG – HSI R Bear CBBC Aug 2012 H	2012/08/29	2012/08/31
60674	J P Morgan SP BV – HSI R Bear CBBC Aug 2012 F	2012/08/29	2012/08/31
60335	UBS AG – HSI R Bear CBBC Aug 2012 X	2012/08/29	2012/08/31
61836	Goldman Sachs SP (Asia) – HSI R Bear CBBC Aug 2012 B	2012/08/29	2012/08/31
61873	BNP Paribas Arbit Issu B.V. – HSI R Bear CBBC Aug 2012 I	2012/08/29	2012/08/31
60146	UBS AG – HSI R Bear CBBC Aug 2012 Q	2012/08/29	2012/08/31

List of expired CBBC, 2012 (continued)

Code	CBBC	Last trading date	Delisted date
61948	Credit Suisse AG – HSI R Bear CBBC Aug 2012 H	2012/08/29	2012/08/31
60919	J P Morgan SP BV – HSI R Bear CBBC Aug 2012 L	2012/08/29	2012/08/31
60144	UBS AG – HSI R Bear CBBC Aug 2012 P	2012/08/29	2012/08/31
60135	Credit Suisse AG – HSI R Bear CBBC Aug 2012 U	2012/08/29	2012/08/31
61868	Credit Suisse AG – HSI R Bear CBBC Aug 2012 F	2012/08/29	2012/08/31
61869	Credit Suisse AG – HSI R Bear CBBC Aug 2012 Q	2012/08/29	2012/08/31
61870	Credit Suisse AG – HSI R Bear CBBC Aug 2012 V	2012/08/29	2012/08/31
60854	Daiwa Capital Mkt – HSI R Bear CBBC Aug 2012 H	2012/08/29	2012/08/31
61872	BNP Paribas Arbit Issu B.V. – HSI R Bear CBBC Aug 2012 H	2012/08/29	2012/08/31
61837	Goldman Sachs SP (Asia) – HSI R Bear CBBC Aug 2012 C	2012/08/29	2012/08/31
68248	Credit Suisse AG – HSI R Bull CBBC Feb 2013 V	2012/08/29	2012/08/30
61952	SGA Societe Generale Acceptance N.V.-HSI R Bear CBBC Aug 12D	2012/08/29	2012/08/31
62019	Daiwa Capital Mkt – HSI R Bear CBBC Aug 2012 K	2012/08/29	2012/08/31
60391	UBS AG – HSI R Bear CBBC Aug 2012 Z	2012/08/29	2012/08/31
62020	Daiwa Capital Mkt – HSI R Bear CBBC Aug 2012 L	2012/08/29	2012/08/31
62026	Daiwa Capital Mkt – HSI R Bear CBBC Aug 2012 M	2012/08/29	2012/08/31
68283	UBS AG – HSI R Bull CBBC Jan 2013 L	2012/08/29	2012/08/30
68275	BNP Paribas Arbit Issu B.V. – HSI R Bull CBBC Dec 2012 L	2012/08/29	2012/08/30
62018	Daiwa Capital Mkt – HSI R Bear CBBC Aug 2012 J	2012/08/29	2012/08/31
65886	HK Bank – HSI R Bull CBBC Aug 2012 B	2012/08/29	2012/08/31
67623	Credit Suisse AG – HSI R Bull CBBC Aug 2012 A	2012/08/29	2012/08/31
61266	UBS AG – HSI R Bear CBBC Aug 2012 A	2012/08/29	2012/08/31
60532	J P Morgan SP BV – HSI R Bear CBBC Aug 2012 E	2012/08/29	2012/08/31
69865	Daiwa Capital Mkt – HSI R Bull CBBC Aug 2012 B	2012/08/29	2012/08/31
60531	J P Morgan SP BV – HSI R Bear CBBC Aug 2012 D	2012/08/29	2012/08/31
69864	Daiwa Capital Mkt – HSI R Bull CBBC Aug 2012 A	2012/08/29	2012/08/31
62041	Credit Suisse AG – HSI R Bear CBBC Aug 2012 J	2012/08/29	2012/08/31
60530	J P Morgan SP BV – HSI R Bear CBBC Aug 2012 C	2012/08/29	2012/08/31
60529	J P Morgan SP BV – HSI R Bear CBBC Aug 2012 B	2012/08/29	2012/08/31
60763	Credit Suisse AG – HSI R Bear CBBC Aug 2012 Z	2012/08/29	2012/08/31
62112	Credit Suisse AG – HSI R Bear CBBC Aug 2012 P	2012/08/29	2012/08/31
61955	SGA Societe Generale Acceptance N.V.-HSI R Bear CBBC Aug 12E	2012/08/29	2012/08/31
60921	J P Morgan SP BV – HSI R Bear CBBC Aug 2012 M	2012/08/29	2012/08/31
60723	Goldman Sachs SP (Asia) – HSI R Bull CBBC Aug 2012 B	2012/08/29	2012/08/31
61956	Goldman Sachs SP (Asia) – HSI R Bear CBBC Aug 2012 G	2012/08/29	2012/08/31
61319	J P Morgan SP BV – HSI R Bear CBBC Aug 2012 Y	2012/08/29	2012/08/31
68787	HK Bank – HSI R Bull CBBC Aug 2012 D	2012/08/29	2012/08/31
62125	Goldman Sachs SP (Asia) – HSI R Bear CBBC Aug 2012 H	2012/08/29	2012/08/31
67448	UBS AG – HSI R Bull CBBC Aug 2012 A	2012/08/29	2012/08/31
61194	SGA Societe Generale Acceptance N.V.-HSI R Bear CBBC Aug 12K	2012/08/29	2012/08/31
60332	UBS AG – HSI R Bear CBBC Aug 2012 V	2012/08/29	2012/08/31
62110	Credit Suisse AG – HSI R Bear CBBC Aug 2012 O	2012/08/29	2012/08/31
60840	Daiwa Capital Mkt – HSI R Bear CBBC Aug 2012 G	2012/08/29	2012/08/31
60839	Daiwa Capital Mkt – HSI R Bear CBBC Aug 2012 F	2012/08/29	2012/08/31
60480	Daiwa Capital Mkt – HSI R Bear CBBC Aug 2012 C	2012/08/29	2012/08/31
61962	BNP Paribas Arbit Issu B.V. – HSI R Bear CBBC Aug 2012 L	2012/08/29	2012/08/31
60481	Daiwa Capital Mkt – HSI R Bear CBBC Aug 2012 D	2012/08/29	2012/08/31
60736	Daiwa Capital Mkt – HSI R Bear CBBC Aug 2012 E	2012/08/29	2012/08/31
67624	Credit Suisse AG – HSI R Bull CBBC Aug 2012 B	2012/08/29	2012/08/31
61193	SGA Societe Generale Acceptance N.V.-HSI R Bear CBBC Aug 12J	2012/08/29	2012/08/31
61762	SGA Societe Generale Acceptance N.V.-HSI R Bear CBBC Aug 12W	2012/08/29	2012/08/31
69480	Credit Suisse AG – HSI R Bull CBBC Aug 2012 I	2012/08/29	2012/08/31
61165	SGA Societe Generale Acceptance N.V.-HSI R Bear CBBC Aug 12G	2012/08/29	2012/08/31
61759	Credit Suisse AG – HSI R Bear CBBC Aug 2012 S	2012/08/29	2012/08/31
69450	HK Bank – HSI R Bull CBBC Aug 2012 G	2012/08/29	2012/08/31
69288	UBS AG – HSI R Bull CBBC Aug 2012 G	2012/08/29	2012/08/31
61740	Credit Suisse AG – HSI R Bear CBBC Aug 2012 D	2012/08/29	2012/08/31
61765	Credit Suisse AG – HSI R Bear CBBC Aug 2012 B	2012/08/29	2012/08/31
60227	UBS AG – HSI R Bear CBBC Aug 2012 T	2012/08/29	2012/08/31
61763	UBS AG – HSI R Bear CBBC Aug 2012 C	2012/08/29	2012/08/31
60528	J P Morgan SP BV – HSI R Bear CBBC Aug 2012 A	2012/08/29	2012/08/31
61755	BNP Paribas Arbit Issu B.V. – HSI R Bear CBBC Aug 2012 B	2012/08/29	2012/08/31
69449	HK Bank – HSI R Bull CBBC Aug 2012 F	2012/08/29	2012/08/31
61761	SGA Societe Generale Acceptance N.V.-HSI R Bear CBBC Aug 12V	2012/08/29	2012/08/31
61757	BNP Paribas Arbit Issu B.V. – HSI R Bear CBBC Aug 2012 C	2012/08/29	2012/08/31
61760	Credit Suisse AG – HSI R Bear CBBC Aug 2012 A	2012/08/29	2012/08/31
61758	BNP Paribas Arbit Issu B.V. – HSI R Bear CBBC Aug 2012 D	2012/08/29	2012/08/31
69446	HK Bank – HSI R Bull CBBC Aug 2012 E	2012/08/29	2012/08/31
61000	UBS AG – HSI R Bear CBBC Aug 2012 K	2012/08/29	2012/08/31
61780	BNP Paribas Arbit Issu B.V. – HSI R Bear CBBC Aug 2012 G	2012/08/29	2012/08/31
61778	BNP Paribas Arbit Issu B.V. – HSI R Bear CBBC Aug 2012 E	2012/08/29	2012/08/31
61782	Credit Suisse AG – HSI R Bear CBBC Aug 2012 E	2012/08/29	2012/08/31
61707	Citigroup Global Mkt H Inc. – HSI R Bear CBBC Aug 2012 B	2012/08/29	2012/08/31
61781	Credit Suisse AG – HSI R Bear CBBC Aug 2012 C	2012/08/29	2012/08/31
61033	J P Morgan SP BV – HSI R Bear CBBC Aug 2012 O	2012/08/29	2012/08/31
61706	Citigroup Global Mkt H Inc. – HSI R Bear CBBC Aug 2012 A	2012/08/29	2012/08/31
61779	BNP Paribas Arbit Issu B.V. – HSI R Bear CBBC Aug 2012 F	2012/08/29	2012/08/31
64364	UBS AG – HKEx R Bull CBBC May 2013 A	2012/08/30	2012/08/31
68309	UBS AG – HSI R Bull CBBC Jun 2013 L	2012/08/30	2012/08/31
68306	Credit Suisse AG – HSI R Bull CBBC Jan 2013 U	2012/08/30	2012/08/31
67163	Credit Suisse AG – HSI R Bull CBBC Jan 2013 W	2012/08/30	2012/08/31
68252	SGA Societe Generale Acceptance N.V.-HSI R Bull CBBC Feb 13B	2012/08/30	2012/08/31
67169	HK Bank – ICBC R Bull CBBC Mar 2013 B	2012/08/30	2012/08/31
67162	Credit Suisse AG – HSI R Bull CBBC Jan 2013 V	2012/08/30	2012/08/31
68210	HK Bank – HSI R Bull CBBC May 2013 D	2012/08/30	2012/08/31
67146	Daiwa Capital Mkt – HSI R Bull CBBC Feb 2013 B	2012/08/30	2012/08/31
68111	J P Morgan SP BV – HSI R Bull CBBC May 2013 E	2012/08/30	2012/08/31

List of expired CBBC, 2012 (continued)

Code	CBBC	Last trading date	Delisted date
64153	UBS AG – ICBC R Bull CBBC Mar 2013 A	2012/08/30	2012/08/31
67137	SGA Societe Generale Acceptance N.V.-HSI R Bull CBBC Nov 12N	2012/08/30	2012/08/31
67167	UBS AG – HSI R Bull CBBC Jun 2013 G	2012/08/30	2012/08/31
67369	Goldman Sachs SP (Asia) – HSI R Bull CBBC Nov 2012 H	2012/08/30	2012/08/31
67246	BNP Paribas Arbit Issu B.V. – HSI R Bull CBBC Apr 2013 K	2012/08/30	2012/08/31
67247	BNP Paribas Arbit Issu B.V. – HSI R Bull CBBC Apr 2013 H	2012/08/30	2012/08/31
67270	SGA Societe Generale Acceptance N.V.-HSI R Bull CBBC Nov 12X	2012/08/30	2012/08/31
67283	Credit Suisse AG – HSI R Bull CBBC Nov 2012 A	2012/08/30	2012/08/31
67295	UBS AG – HSI R Bull CBBC Nov 2012 K	2012/08/30	2012/08/31
65688	UBS AG – Cheung Kong R Bull CBBC Jun 2013 A	2012/08/30	2012/08/31
68305	BNP Paribas Arbit Issu B.V. – HSI R Bull CBBC Dec 2012 M	2012/08/30	2012/08/31
68307	Credit Suisse AG – HSI R Bull CBBC Jan 2013 X	2012/08/30	2012/08/31
67370	Goldman Sachs SP (Asia) – HSI R Bull CBBC Nov 2012 I	2012/08/30	2012/08/31
63758	HK Bank – HSI R Bull CBBC Apr 2013 D	2012/08/30	2012/08/31
68303	Credit Suisse AG – HSI R Bull CBBC Feb 2013 X	2012/08/30	2012/08/31
67925	HK Bank – HSCEI R Bull CBBC Jan 2013 A	2012/08/30	2012/08/31
68304	Credit Suisse AG – HSI R Bull CBBC Feb 2013 Y	2012/08/30	2012/08/31
64105	Credit Suisse AG – HKEx R Bull CBBC Dec 2012 D	2012/08/30	2012/08/31
64962	HK Bank – Cheung Kong R Bull CBBC Apr 2013 A	2012/08/30	2012/08/31
67786	Merrill Lynch Int'l & Co. C.V. – HSI R Bull CBBC Nov 2012 F	2012/08/30	2012/08/31
67920	HK Bank – Anhui Conch R Bull CBBC Mar 2013 B	2012/08/30	2012/08/31
67847	SGA Societe Generale Acceptance N.V.-HSI R Bull CBBC Dec 12W	2012/08/30	2012/08/31
67804	Credit Suisse AG – HSI R Bull CBBC Feb 2013 K	2012/08/30	2012/08/31
67843	UBS AG – HSI R Bull CBBC Feb 2013 K	2012/08/30	2012/08/31
67937	Credit Suisse AG – HSI R Bull CBBC Nov 2012 K	2012/08/30	2012/08/31
67653	Credit Suisse AG – HSI R Bull CBBC Feb 2013 G	2012/08/30	2012/08/31
67766	UBS AG – HSI R Bull CBBC Apr 2013 C	2012/08/30	2012/08/31
68311	SGA Societe Generale Acceptance N.V.-HSI R Bull CBBC Dec 12Q	2012/08/31	2012/09/03
67103	Goldman Sachs SP (Asia) – HSI R Bull CBBC Nov 2012 F	2012/08/31	2012/09/03
63889	HK Bank – HKEx R Bull CBBC Mar 2013 B	2012/08/31	2012/09/03
67758	BNP Paribas Arbit Issu B.V. – HSCEI R Bull CBBC Mar 2013 G	2012/08/31	2012/09/03
67105	BNP Paribas Arbit Issu B.V. – HSI R Bull CBBC Apr 2013 U	2012/08/31	2012/09/03
60369	UBS AG – BOCL R Bear CBBC Sep 2012 B	2012/08/31	2012/09/04
68315	Credit Suisse AG – HSI R Bull CBBC Feb 2013 Z	2012/08/31	2012/09/03
68317	Credit Suisse AG – HSI R Bull CBBC Feb 2013 L	2012/08/31	2012/09/03
61446	UBS AG – SHK Ppt R Bull CBBC Sep 2012 A	2012/08/31	2012/09/04
67770	UBS AG – HSI R Bull CBBC Mar 2013 J	2012/08/31	2012/09/03
67380	J P Morgan SP BV – HSI R Bull CBBC Apr 2013 G	2012/08/31	2012/09/03
61047	UBS AG – China Life R Bear CBBC Sep 2012 B	2012/08/31	2012/09/04
68330	Goldman Sachs SP (Asia) – HSI R Bull CBBC Dec 2012 A	2012/08/31	2012/09/03
68314	UBS AG – HSI R Bull CBBC Mar 2013 L	2012/08/31	2012/09/03
68335	UBS AG – HSI R Bull CBBC Apr 2013 G	2012/08/31	2012/09/03
67772	UBS AG – HSCEI R Bull CBBC Feb 2013 A	2012/08/31	2012/09/03
67277	Credit Suisse AG – HSI R Bull CBBC Nov 2012 H	2012/08/31	2012/09/03
61506	UBS AG – CC Bank R Bear CBBC Sep 2012 A	2012/08/31	2012/09/04
67931	SGA Societe Generale Acceptance N.V.-HSI R Bull CBBC Dec 12Y	2012/08/31	2012/09/03
68310	SGA Societe Generale Acceptance N.V.-HSI R Bull CBBC Dec 12O	2012/08/31	2012/09/03
67165	UBS AG – HSI R Bull CBBC Dec 2012 J	2012/09/03	2012/09/04
67404	HK Bank – HSI R Bull CBBC Mar 2013 F	2012/09/03	2012/09/04
63021	Credit Suisse AG – HSI R Bull CBBC Jan 2013 Y	2012/09/03	2012/09/04
64177	J P Morgan SP BV – HSI R Bull CBBC May 2013 B	2012/09/03	2012/09/04
67625	Credit Suisse AG – HSI R Bull CBBC Feb 2013 F	2012/09/03	2012/09/04
63063	BNP Paribas Arbit Issu B.V. – HSI R Bull CBBC Apr 2013 S	2012/09/03	2012/09/04
67841	UBS AG – HSI R Bull CBBC May 2013 H	2012/09/03	2012/09/04
67110	BNP Paribas Arbit Issu B.V. – HSI R Bull CBBC Apr 2013 J	2012/09/03	2012/09/04
67846	SGA Societe Generale Acceptance N.V.-HSI R Bull CBBC Dec 12V	2012/09/03	2012/09/04
67136	SGA Societe Generale Acceptance N.V.-HSI R Bull CBBC Nov 12H	2012/09/03	2012/09/04
63046	SGA Societe Generale Acceptance N.V.-HSI R Bull CBBC Dec 12R	2012/09/03	2012/09/04
67139	Credit Suisse AG – HSI R Bull CBBC Jan 2013 S	2012/09/03	2012/09/04
63058	UBS AG – HSI R Bull CBBC Jun 2013 M	2012/09/03	2012/09/04
63069	Goldman Sachs SP (Asia) – HSI R Bull CBBC Dec 2012 B	2012/09/03	2012/09/04
67366	Goldman Sachs SP (Asia) – HSI R Bull CBBC Nov 2012 G	2012/09/03	2012/09/04
63085	Credit Suisse AG – HSI R Bull CBBC Jan 2013 G	2012/09/04	2012/09/05
65855	HK Bank – AIA R Bull CBBC Mar 2013 A	2012/09/04	2012/09/05
63084	UBS AG – HSI R Bull CBBC Dec 2012 X	2012/09/04	2012/09/05
63105	UBS AG – HSI R Bull CBBC Aug 2013 A	2012/09/04	2012/09/05
64658	UBS AG – Evergrande R Bull CBBC Mar 2013 A	2012/09/04	2012/09/05
62962	HK Bank – Evergrande R Bull CBBC Apr 2013 A	2012/09/04	2012/09/05
64989	HK Bank – Li & Fung R Bull CBBC Mar 2013 A	2012/09/04	2012/09/05
65101	UBS AG – Li & Fung R Bull CBBC Mar 2013 A	2012/09/04	2012/09/05
64381	SGA Societe Generale Acceptance NV-HSCEI R Bull CBBC Nov12C	2012/09/04	2012/09/05
63071	Merrill Lynch Int'l & Co. C.V. – HSI R Bull CBBC Dec 2012 L	2012/09/04	2012/09/05
63072	Merrill Lynch Int'l & Co. C.V. – HSI R Bull CBBC Dec 2012 M	2012/09/04	2012/09/05
64474	HK Bank – BOCL R Bull CBBC Nov 2013 A	2012/09/05	2012/09/06
68169	UBS AG – HSI R Bull CBBC Sep 2013 B	2012/09/05	2012/09/06
66919	UBS AG – HSI R Bull CBBC Apr 2013 B	2012/09/05	2012/09/06
66280	Credit Suisse AG – HSI R Bull CBBC Nov 2012 Z	2012/09/05	2012/09/06
68034	UBS AG – Sinopec Corp R Bull CBBC Jun 2013 A	2012/09/05	2012/09/06
67774	UBS AG – CC Bank R Bull CBBC Mar 2013 A	2012/09/05	2012/09/06
68072	Credit Suisse AG – TCH R Bull CBBC Jan 2013 B	2012/09/05	2012/09/06
66114	SGA Societe Generale Acceptance N.V.-HSI R Bull CBBC Nov 12O	2012/09/05	2012/09/06
66281	Credit Suisse AG – HSI R Bull CBBC Nov 2012 M	2012/09/05	2012/09/06
66283	BNP Paribas Arbit Issu B.V. – HSI R Bull CBBC Apr 2013 Y	2012/09/05	2012/09/06
63070	Merrill Lynch Int'l & Co. C.V. – HSI R Bull CBBC Jan 2013 A	2012/09/05	2012/09/06
66286	UBS AG – HSI R Bull CBBC Nov 2012 V	2012/09/05	2012/09/06
63124	Citigroup Global Mkt H Inc. – HSI R Bull CBBC Mar 2013 A	2012/09/05	2012/09/06
67129	SGA Societe Generale Acceptance N.V.-HSI R Bull CBBC Nov 12U	2012/09/05	2012/09/06

List of expired CBBC, 2012 (continued)

Code	CBBC	Last trading date	Delisted date
67173	HK Bank – HSI R Bull CBBC Mar 2013 E	2012/09/05	2012/09/06
67395	HK Bank – CC Bank R Bull CBBC Apr 2013 A	2012/09/05	2012/09/06
61604	Credit Suisse AG – A50 China R Bull CBBC Sep 2012 A	2012/09/05	2012/09/06
62979	UBS AG – Ping An R Bull CBBC Nov 2012 B	2012/09/05	2012/09/06
67704	Citigroup Global Mkt H Inc. – HSI R Bull CBBC Jan 2013 A	2012/09/05	2012/09/06
62490	UBS AG – HSCEI R Bull CBBC Dec 2012 A	2012/09/05	2012/09/06
66282	Credit Suisse AG – HSI R Bull CBBC Nov 2012 N	2012/09/05	2012/09/06
65730	SGA Societe Generale Acceptance N.V.-HSI R Bull CBBC Dec12T	2012/09/05	2012/09/06
63320	HK Bank – Minsheng Bank R Bull CBBC Mar 2013 A	2012/09/05	2012/09/06
67352	Merrill Lynch Int'l & Co. C.V. – HSI R Bull CBBC Nov 2012 D	2012/09/05	2012/09/06
64623	UBS AG – HSI R Bull CBBC May 2013 E	2012/09/05	2012/09/06
67348	Merrill Lynch Int'l & Co. C.V. – HSI R Bull CBBC Nov 2012 C	2012/09/05	2012/09/06
67109	BNP Paribas Arbit Issu B.V. – HSI R Bull CBBC Apr 2013 W	2012/09/05	2012/09/06
66801	Credit Suisse AG – HSI R Bull CBBC Nov 2012 O	2012/09/05	2012/09/06
67143	Daiwa Capital Mkt – HSI R Bull CBBC Mar 2013 C	2012/09/05	2012/09/06
65946	HK Bank – China Shenhua R Bull CBBC Dec 2013 A	2012/09/05	2012/09/06
67293	UBS AG – HSI R Bull CBBC Feb 2013 J	2012/09/05	2012/09/06
67845	SGA Societe Generale Acceptance N.V.-HSI R Bull CBBC Dec 12U	2012/09/05	2012/09/06
62643	HK Bank – ABC R Bull CBBC May 2013 A	2012/09/05	2012/09/06
67138	Credit Suisse AG – HSI R Bull CBBC Jan 2013 R	2012/09/05	2012/09/06
67386	J P Morgan SP BV – HSI R Bull CBBC Apr 2013 H	2012/09/05	2012/09/06
67102	Goldman Sachs SP (Asia) – HSI R Bull CBBC Nov 2012 E	2012/09/05	2012/09/06
63121	UBS AG – HSI R Bull CBBC Oct 2013 A	2012/09/05	2012/09/06
63118	SGA Societe Generale Acceptance N.V.-HSI R Bull CBBC Jan 13K	2012/09/05	2012/09/06
66877	Credit Suisse AG – HSI R Bull CBBC Nov 2012 D	2012/09/05	2012/09/06
67130	SGA Societe Generale Acceptance N.V.-HSI R Bull CBBC Nov 12V	2012/09/05	2012/09/06
63106	Credit Suisse AG – HSI R Bull CBBC Jan 2013 Z	2012/09/05	2012/09/06
66853	Credit Suisse AG – HSI R Bull CBBC Nov 2012 V	2012/09/05	2012/09/06
68114	J P Morgan SP BV – HSI R Bull CBBC May 2013 F	2012/09/05	2012/09/06
67274	Credit Suisse AG – HSI R Bull CBBC Nov 2012 F	2012/09/05	2012/09/06
68155	HK Bank – A50 R Bull CBBC Apr 2013 D	2012/09/05	2012/09/06
67164	UBS AG – HSI R Bull CBBC Dec 2012 U	2012/09/05	2012/09/06
67090	Goldman Sachs SP (Asia) – HSI R Bull CBBC Nov 2012 D	2012/09/05	2012/09/06
67955	UBS AG – CNOOC R Bull CBBC Jan 2013 B	2012/09/05	2012/09/06
69175	UBS AG – HSCEI R Bull CBBC Sep 2012 A	2012/09/06	2012/09/07
68285	UBS AG – HSCEI R Bull CBBC Apr 2013 A	2012/09/06	2012/09/07
64961	HK Bank – Sinopec Corp R Bull CBBC Apr 2013 C	2012/09/06	2012/09/07
63159	UBS AG – HSI R Bull CBBC Jun 2013 N	2012/09/06	2012/09/07
63158	Credit Suisse AG – HSI R Bull CBBC Feb 2013 N	2012/09/06	2012/09/07
63157	Credit Suisse AG – HSI R Bull CBBC Feb 2013 M	2012/09/06	2012/09/07
63155	SGA Societe Generale Acceptance N.V.-HSI R Bull CBBC Jan 13M	2012/09/06	2012/09/07
63154	SGA Societe Generale Acceptance N.V.-HSI R Bull CBBC Jan 13L	2012/09/06	2012/09/07
63149	BNP Paribas Arbit Issu B.V. – HSI R Bull CBBC Apr 2013 G	2012/09/06	2012/09/07
63152	SGA Societe Generale Acceptance N.V.-HSI R Bull CBBC Dec 12Z	2012/09/06	2012/09/07
63160	UBS AG – HSI R Bull CBBC Feb 2013 M	2012/09/06	2012/09/07
67266	BNP Paribas Arbit Issu B.V. – HSI R Bull CBBC Apr 2013 Z	2012/09/06	2012/09/07
67927	SGA Societe Generale Acceptance N.V.-HSI R Bull CBBC Dec 12X	2012/09/06	2012/09/07
64232	J P Morgan SP BV – HSI R Bull CBBC May 2013 C	2012/09/06	2012/09/07
66094	HK Bank – HSI R Bull CBBC Feb 2013 E	2012/09/06	2012/09/07
67289	Credit Suisse AG – HSI R Bull CBBC Dec 2012 J	2012/09/06	2012/09/07
67346	UBS AG – HSI R Bull CBBC Oct 2012 Z	2012/09/06	2012/09/07
66922	Goldman Sachs SP (Asia) – HSI R Bull CBBC Nov 2012 C	2012/09/06	2012/09/07
62252	Daiwa Capital Mkt – HSCEI R Bull CBBC Dec 2012 A	2012/09/06	2012/09/07
64365	SGA Societe Generale Acceptance NV -HSCEI R Bull CBBC Nov12B	2012/09/06	2012/09/07
63170	BNP Paribas Arbit Issu B.V. – HSI R Bear CBBC Dec 2012 F	2012/09/07	2012/09/10
63064	UBS AG – HSI R Bear CBBC Feb 2013 Q	2012/09/07	2012/09/10
63171	BNP Paribas Arbit Issu B.V. – HSI R Bear CBBC Dec 2012 G	2012/09/07	2012/09/10
63087	Credit Suisse AG – HSI R Bear CBBC Jan 2013 U	2012/09/07	2012/09/10
63169	SGA Societe Generale Acceptance N.V.-HSI R Bear CBBC Jan 13A	2012/09/07	2012/09/10
63166	Credit Suisse AG – HSI R Bear CBBC Dec 2012 N	2012/09/07	2012/09/10
63164	Credit Suisse AG – HSI R Bear CBBC Dec 2012 I	2012/09/07	2012/09/10
63086	Credit Suisse AG – HSI R Bear CBBC Jan 2013 T	2012/09/07	2012/09/10
63080	HK Bank – A50 R Bear CBBC Apr 2013 E	2012/09/07	2012/09/10
63172	UBS AG – HSI R Bear CBBC Dec 2012 Z	2012/09/07	2012/09/10
63067	Credit Suisse AG – HSI R Bear CBBC Dec 2012 Z	2012/09/07	2012/09/10
63168	SGA Societe Generale Acceptance N.V.-HSI R Bear CBBC Dec 12R	2012/09/07	2012/09/10
63060	UBS AG – China Life R Bear CBBC Mar 2013 B	2012/09/07	2012/09/10
61252	UBS AG – TCH R Bear CBBC Sep 2012 B	2012/09/07	2012/09/11
65144	HK Bank – AIA R Bear CBBC Jan 2013 C	2012/09/07	2012/09/10
63078	HK Bank – China Life R Bear CBBC Mar 2013 A	2012/09/07	2012/09/10
63210	Credit Suisse AG – HSI R Bear CBBC Jan 2013 Y	2012/09/07	2012/09/10
63165	Credit Suisse AG – HSI R Bear CBBC Dec 2012 M	2012/09/07	2012/09/10
63211	UBS AG – HSI R Bear CBBC Dec 2012 G	2012/09/07	2012/09/10
63174	UBS AG – HSI R Bear CBBC Feb 2013 R	2012/09/07	2012/09/10
63209	Credit Suisse AG – HSI R Bear CBBC Jan 2013 X	2012/09/07	2012/09/10
63208	BNP Paribas Arbit Issu B.V. – HSI R Bear CBBC Dec 2012 H	2012/09/07	2012/09/10
63204	UBS AG – HSI R Bull CBBC Feb 2013 N	2012/09/07	2012/09/10
63203	Credit Suisse AG – HSI R Bear CBBC Jan 2013 W	2012/09/07	2012/09/10
63195	Credit Suisse AG – HSI R Bull CBBC Jan 2013 I	2012/09/07	2012/09/10
63187	Merrill Lynch Int'l & Co. C.V. – HSI R Bear CBBC Jan 2013 A	2012/09/07	2012/09/10
63193	BNP Paribas Arbit Issu B.V. – HSI R Bull CBBC Apr 2013 Q	2012/09/07	2012/09/10
63182	Goldman Sachs SP (Asia) – HSI R Bear CBBC Dec 2012 C	2012/09/07	2012/09/10
63184	Goldman Sachs SP (Asia) – HSI R Bear CBBC Dec 2012 D	2012/09/07	2012/09/10
63212	UBS AG – HSI R Bear CBBC Apr 2013 K	2012/09/07	2012/09/10
63185	Goldman Sachs SP (Asia) – HSI R Bear CBBC Dec 2012 E	2012/09/07	2012/09/10
63189	Merrill Lynch Int'l & Co. C.V. – HSI R Bear CBBC Jan 2013 B	2012/09/07	2012/09/10
68287	Credit Suisse AG – HSI R Bear CBBC Feb 2013 P	2012/09/10	2012/09/11

List of expired CBBC, 2012 *(continued)*

Code	CBBC	Last trading date	Delisted date
62707	Credit Suisse AG – HSI R Bear CBBC Dec 2012 Y	2012/09/10	2012/09/11
63224	UBS AG – HSI R Bear CBBC Jan 2013 K	2012/09/10	2012/09/11
63231	SGA Societe Generale Acceptance N.V.-HSI R Bear CBBC Jan 13B	2012/09/10	2012/09/11
63234	SGA Societe Generale Acceptance N.V.-HSI R Bear CBBC Jan 13C	2012/09/10	2012/09/11
68289	UBS AG – HSI R Bear CBBC Dec 2012 Y	2012/09/10	2012/09/11
68290	Merrill Lynch Int'l & Co. C.V. – HSI R Bear CBBC Dec 2012 L	2012/09/10	2012/09/11
67489	UBS AG – Kuntun Energy R Bear CBBC Mar 2013 A	2012/09/10	2012/09/11
68288	Credit Suisse AG – HSI R Bear CBBC Feb 2013 Q	2012/09/10	2012/09/11
63216	Credit Suisse AG – HSI R Bear CBBC Dec 2012 O	2012/09/10	2012/09/11
63057	SGA Societe Generale Acceptance N.V.-HSI R Bear CBBC Dec 12P	2012/09/10	2012/09/11
63068	Goldman Sachs SP (Asia) – HSI R Bear CBBC Dec 2012 B	2012/09/10	2012/09/11
63092	UBS AG – HSI R Bear CBBC Apr 2013 J	2012/09/10	2012/09/11
63104	BNP Paribas Arbit Issu B.V. – HSI R Bear CBBC Dec 2012 E	2012/09/10	2012/09/11
63107	Credit Suisse AG – HSI R Bear CBBC Jan 2013 V	2012/09/10	2012/09/11
63119	SGA Societe Generale Acceptance N.V.-HSI R Bear CBBC Dec 12Q	2012/09/10	2012/09/11
68300	Credit Suisse AG – HSI R Bear CBBC Feb 2013 T	2012/09/10	2012/09/11
63178	UBS AG – Hutchison R Bear CBBC Mar 2013 B	2012/09/11	2012/09/12
63268	Credit Suisse AG – A50 China R Bear CBBC Jan 2013 C	2012/09/11	2012/09/12
63249	Credit Suisse AG – HSI R Bear CBBC Feb 2013 U	2012/09/11	2012/09/12
63257	SGA Societe Generale Acceptance N.V.-HSI R Bear CBBC Jan13D	2012/09/11	2012/09/12
63277	UBS AG – HSI R Bear CBBC Jun 2013 C	2012/09/11	2012/09/12
62459	UBS AG – HSBC R Bear CBBC Dec 2012 A	2012/09/11	2012/09/12
63280	Goldman Sachs SP (Asia) – HSI R Bear CBBC Dec 2012 G	2012/09/11	2012/09/12
63278	UBS AG – HSI R Bear CBBC Apr 2013 L	2012/09/11	2012/09/12
63299	Merrill Lynch Int'l & Co. C.V. – HSI R Bear CBBC Jan 2013 E	2012/09/12	2012/09/13
63375	J P Morgan SP BV – HSI R Bear CBBC May 2013 G	2012/09/12	2012/09/13
63329	Credit Suisse AG – HSI R Bear CBBC Jan 2013 A	2012/09/12	2012/09/13
63376	J P Morgan SP BV – HSI R Bear CBBC May 2013 H	2012/09/12	2012/09/13
63328	Credit Suisse AG – HSI R Bear CBBC Jan 2013 Z	2012/09/12	2012/09/13
63309	BNP Paribas Arbit Issu B.V. – HSI R Bear CBBC Dec 2012 I	2012/09/12	2012/09/13
63379	J P Morgan SP BV – HSI R Bear CBBC May 2013 I	2012/09/12	2012/09/13
68166	Credit Suisse AG – HSI R Bear CBBC Jan 2013 S	2012/09/12	2012/09/13
68167	SGA Societe Generale Acceptance N.V.-HSI R Bear CBBC Dec 12N	2012/09/12	2012/09/13
63215	HK Bank – HSI R Bear CBBC Apr 2013 E	2012/09/12	2012/09/13
63302	UBS AG – HSCEI R Bear CBBC Dec 2012 C	2012/09/12	2012/09/13
63332	Citigroup Global Mkt H Inc. – HSI R Bear CBBC Jan 2013 E	2012/09/12	2012/09/13
63298	HK Bank – HSI R Bear CBBC Mar 2013 D	2012/09/12	2012/09/13
63120	UBS AG – HSI R Bear CBBC Mar 2013 N	2012/09/12	2012/09/13
63354	BNP Paribas Arbit Issu B.V. – HSI R Bear CBBC Dec 2012 B	2012/09/12	2012/09/13
63122	Citigroup Global Mkt H Inc. – HSI R Bear CBBC Jan 2013 A	2012/09/12	2012/09/13
68327	Goldman Sachs SP (Asia) – HSI R Bear CBBC Dec 2012 A	2012/09/12	2012/09/13
63138	J P Morgan SP BV – HSI R Bear CBBC May 2013 D	2012/09/12	2012/09/13
68222	Credit Suisse AG – HSI R Bear CBBC Feb 2013 M	2012/09/12	2012/09/13
63101	BNP Paribas Arbit Issu B.V. – HSI R Bear CBBC Dec 2012 D	2012/09/12	2012/09/13
64344	Credit Suisse AG – Hutchison R Bear CBBC Dec 2012 A	2012/09/12	2012/09/13
63355	BNP Paribas Arbit Issu B.V. – HSI R Bear CBBC Dec 2012 C	2012/09/12	2012/09/13
63370	UBS AG – HSI R Bear CBBC Dec 2012 H	2012/09/12	2012/09/13
63353	Goldman Sachs SP (Asia) – HSI R Bear CBBC Dec 2012 J	2012/09/12	2012/09/13
63352	Goldman Sachs SP (Asia) – HSI R Bear CBBC Dec 2012 I	2012/09/12	2012/09/13
63351	Goldman Sachs SP (Asia) – HSI R Bear CBBC Dec 2012 H	2012/09/12	2012/09/13
68130	UBS AG – HSI R Bear CBBC Nov 2012 I	2012/09/12	2012/09/13
63346	Credit Suisse AG – HSI R Bear CBBC Jan 2013 C	2012/09/12	2012/09/13
63330	Citigroup Global Mkt H Inc. – HSI R Bear CBBC Jan 2013 C	2012/09/12	2012/09/13
68121	SGA Societe Generale Acceptance N.V.-HSI R Bear CBBC Dec 12Y	2012/09/12	2012/09/13
63331	Citigroup Global Mkt H Inc. – HSI R Bear CBBC Jan 2013 D	2012/09/12	2012/09/13
68120	Credit Suisse AG – HSI R Bear CBBC Nov 2012 Y	2012/09/12	2012/09/13
63373	J P Morgan SP BV – HSI R Bear CBBC May 2013 E	2012/09/12	2012/09/13
63374	J P Morgan SP BV – HSI R Bear CBBC May 2013 F	2012/09/12	2012/09/13
68119	Credit Suisse AG – HSI R Bear CBBC Nov 2012 T	2012/09/12	2012/09/13
63345	Credit Suisse AG – HSI R Bear CBBC Jan 2013 B	2012/09/12	2012/09/13
63344	Daiwa Capital Mkt – HSI R Bear CBBC May 2013 A	2012/09/12	2012/09/13
63339	Daiwa Capital Mkt – HSI R Bear CBBC Mar 2013 C	2012/09/12	2012/09/13
63287	Merrill Lynch Int'l & Co. C.V. – HSI R Bear CBBC Jan 2013 D	2012/09/12	2012/09/13
68127	SGA Societe Generale Acceptance N.V.-HSI R Bear CBBC Dec 12Z	2012/09/12	2012/09/13
68292	Merrill Lynch Int'l & Co. C.V. – HSI R Bear CBBC Dec 2012 M	2012/09/12	2012/09/13
68301	UBS AG – HSI R Bear CBBC Jan 2013 J	2012/09/12	2012/09/13
63176	UBS AG – TCH R Bear CBBC Apr 2013 B	2012/09/12	2012/09/13
63192	Merrill Lynch Int'l & Co. C.V. – HSI R Bear CBBC Jan 2013 C	2012/09/12	2012/09/13
68293	Goldman Sachs SP (Asia) – HSI R Bear CBBC Nov 2012 K	2012/09/12	2012/09/13
68299	Credit Suisse AG – HSI R Bear CBBC Feb 2013 S	2012/09/12	2012/09/13
63356	UBS AG – HSI R Bear CBBC May 2013 I	2012/09/12	2012/09/13
63148	HK Bank – HSI R Bear CBBC Mar 2013 C	2012/09/12	2012/09/13
63213	HK Bank – HKEs R Bear CBBC Mar 2013 B	2012/09/12	2012/09/13
68272	BNP Paribas Arbit Issu B.V. – HSI R Bear CBBC Dec 2012 Z	2012/09/12	2012/09/13
68269	SGA Societe Generale Acceptance N.V.-HSI R Bear CBBC Dec 12O	2012/09/12	2012/09/13
68302	UBS AG – HSI R Bear CBBC Feb 2013 P	2012/09/12	2012/09/13
63415	Credit Suisse AG – TCH R Bear CBBC Feb 2013 A	2012/09/13	2012/09/14
63420	Credit Suisse AG – HSI R Bear CBBC Feb 2013 V	2012/09/13	2012/09/14
63381	SGA Societe Generale Acceptance N.V.-HSI R Bear CBBC Jan13 F	2012/09/13	2012/09/14
63390	SGA Societe Generale Acceptance N.V.-HSI R Bear CBBC Jan13 G	2012/09/13	2012/09/14
63457	UBS AG – HSI R Bear CBBC Feb 2013 T	2012/09/13	2012/09/14
63380	SGA Societe Generale Acceptance N.V.-HSI R Bear CBBC Jan13 E	2012/09/13	2012/09/14
63441	Credit Suisse AG – HSI R Bear CBBC Feb 2013 Y	2012/09/13	2012/09/14
62813	HK Bank – Hutchison R Bear CBBC Feb 2013 A	2012/09/13	2012/09/14
63418	Credit Suisse AG – TCH R Bear CBBC Feb 2013 C	2012/09/13	2012/09/14
68151	Goldman Sachs SP (Asia) – HSI R Bear CBBC Nov 2012 J	2012/09/13	2012/09/14
64011	UBS AG – HKEs R Bear CBBC Dec 2012 A	2012/09/13	2012/09/14

List of expired CBBC, 2012 (continued)

Code	CBBC	Last trading date	Delisted date
63444	UBS AG – HSI R Bear CBBC Feb 2013 S	2012/09/13	2012/09/14
63440	Credit Suisse AG – HSI R Bear CBBC Feb 2013 X	2012/09/13	2012/09/14
63417	Credit Suisse AG – TCH R Bear CBBC Feb 2013 B	2012/09/13	2012/09/14
63421	Credit Suisse AG – HSI R Bear CBBC Feb 2013 W	2012/09/13	2012/09/14
65836	Goldman Sachs SP (Asia) – HSI R Bear CBBC Oct 2012 M	2012/09/14	2012/09/17
63534	UBS AG – HSI R Bear CBBC Dec 2012 E	2012/09/14	2012/09/17
63535	Credit Suisse AG – HSI R Bear CBBC Dec 2012 V	2012/09/14	2012/09/17
62307	HK Bank – HSI R Bear CBBC Dec 2012 N	2012/09/14	2012/09/17
68281	UBS AG – HSI R Bear CBBC Feb 2013 O	2012/09/14	2012/09/17
67081	HK Bank – HKEx R Bear CBBC Feb 2013 A	2012/09/14	2012/09/17
63874	HK Bank – AIA R Bear CBBC Jan 2013 B	2012/09/14	2012/09/17
61911	Credit Suisse AG – HSI R Bear CBBC Sep 2012 U	2012/09/14	2012/09/17
65139	SGA Societe Generale Acceptance N.V.-HSI R Bear CBBC Dec 12W	2012/09/14	2012/09/17
67606	Credit Suisse AG – HSI R Bear CBBC Dec 2012 H	2012/09/14	2012/09/17
64103	SGA Societe Generale Acceptance N.V.-HSI R Bear CBBC Dec 12S	2012/09/14	2012/09/17
67586	Credit Suisse AG – HSI R Bear CBBC Nov 2012 C	2012/09/14	2012/09/17
64261	UBS AG – HSI R Bear CBBC Dec 2012 R	2012/09/14	2012/09/17
68298	Credit Suisse AG – HSI R Bear CBBC Feb 2013 R	2012/09/14	2012/09/17
64104	SGA Societe Generale Acceptance N.V.-HSI R Bear CBBC Dec 12T	2012/09/14	2012/09/17
63476	Credit Suisse AG – HSI R Bear CBBC Dec 2012 S	2012/09/14	2012/09/17
63517	HK Bank – HSI R Bear CBBC Apr 2013 A	2012/09/14	2012/09/17
63990	Daiwa Capital Mkt – HSI R Bear CBBC Dec 2012 B	2012/09/14	2012/09/17
62283	Credit Suisse AG – HKEx R Bear CBBC Nov 2012 A	2012/09/14	2012/09/17
62256	UBS AG – HKEx R Bear CBBC Nov 2012 A	2012/09/14	2012/09/17
61891	UBS AG – HSI R Bear CBBC Sep 2012 V	2012/09/14	2012/09/17
65151	BNP Paribas Arbit Issu B.V. – HSI R Bear CBBC Dec 2012 Q	2012/09/14	2012/09/17
68191	BNP Paribas Arbit Issu B.V. – HSI R Bear CBBC Dec 2012 Y	2012/09/14	2012/09/17
67411	Bank of East Asia – COVS R Bear CBBC Feb 2013 A	2012/09/14	2012/09/17
63458	Daiwa Capital Mkt – HSCEI R Bear CBBC May 2013 A	2012/09/14	2012/09/17
63483	Credit Suisse AG – HSI R Bear CBBC Dec 2012 U	2012/09/14	2012/09/17
63475	Credit Suisse AG – HSI R Bear CBBC Dec 2012 G	2012/09/14	2012/09/17
65150	Credit Suisse AG – HSI R Bear CBBC Jan 2013 P	2012/09/14	2012/09/17
68230	UBS AG – HSI R Bear CBBC Apr 2013 H	2012/09/14	2012/09/17
68163	Credit Suisse AG – China Life R Bear CBBC Jan 2013 A	2012/09/14	2012/09/17
68232	UBS AG – HSI R Bear CBBC Jun 2013 B	2012/09/14	2012/09/17
63480	Credit Suisse AG – HSI R Bear CBBC Dec 2012 T	2012/09/14	2012/09/17
63484	UBS AG – HSI R Bear CBBC Dec 2012 I	2012/09/14	2012/09/17
61458	UBS AG – HKEx R Bear CBBC Sep 2012 A	2012/09/14	2012/09/18
63993	J P Morgan SP BV – HSI R Bear CBBC Feb 2013 B	2012/09/14	2012/09/17
63061	UBS AG – Galaxy Ent R Bear CBBC Feb 2013 C	2012/09/14	2012/09/17
63485	UBS AG – HSI R Bear CBBC Apr 2013 M	2012/09/14	2012/09/17
68244	Credit Suisse AG – HSI R Bear CBBC Feb 2013 N	2012/09/14	2012/09/17
65082	SGA Societe Generale Acceptance N.V.-HSI R Bear CBBC Dec 12V	2012/09/14	2012/09/17
62124	HK Bank – HKEx R Bear CBBC Dec 2012 C	2012/09/14	2012/09/17
63123	Citigroup Global Mkt H Inc. – HSI R Bear CBBC Jan 2013 B	2012/09/14	2012/09/17
62008	UBS AG – HSI R Bear CBBC Sep 2012 A	2012/09/14	2012/09/17
62664	J P Morgan SP BV – HSI R Bear CBBC Jan 2013 B	2012/09/14	2012/09/17
67762	UBS AG – HSI R Bear CBBC Feb 2013 M	2012/09/14	2012/09/17
62004	Credit Suisse AG – HSI R Bear CBBC Sep 2012 Y	2012/09/14	2012/09/17
64083	Credit Suisse AG – HKEx R Bear CBBC Dec 2012 B	2012/09/14	2012/09/17
67848	SGA Societe Generale Acceptance N.V.-HSI R Bear CBBC Dec 12K	2012/09/14	2012/09/17
67682	Credit Suisse AG – HSI R Bear CBBC Dec 2012 R	2012/09/14	2012/09/17
63674	J P Morgan SP BV – HSI R Bear CBBC Jan 2013 J	2012/09/14	2012/09/17
64588	BNP Paribas Arbit Issu B.V. – HSI R Bear CBBC Dec 2012 P	2012/09/14	2012/09/17
61621	Credit Suisse AG – TCH R Bear CBBC Oct 2012 A	2012/09/14	2012/09/17
66803	BNP Paribas Arbit Issu B.V. – HSI R Bear CBBC Dec 2012 V	2012/09/14	2012/09/17
61965	UBS AG – HSI R Bear CBBC Sep 2012 U	2012/09/14	2012/09/17
64582	SGA Societe Generale Acceptance N.V.-HSI R Bear CBBC Nov 12Q	2012/09/14	2012/09/17
63125	J P Morgan SP BV – HSI R Bear CBBC May 2013 C	2012/09/14	2012/09/17
62172	Merrill Lynch Int'l & Co. C.V. – HSI R Bear CBBC Dec 2012 C	2012/09/14	2012/09/17
62834	HK Bank – China Life R Bear CBBC Dec 2012 E	2012/09/14	2012/09/17
61667	HK Bank – TCH R Bear CBBC Oct 2012 B	2012/09/14	2012/09/17
65532	Credit Suisse AG – HSI R Bear CBBC Jan 2013 Q	2012/09/14	2012/09/17
67989	BNP Paribas Arbit Issu B.V. – HSI R Bear CBBC Dec 2012 O	2012/09/14	2012/09/17
62131	SGA Societe Generale Acceptance N.V.-HSI R Bear CBBC Oct 12H	2012/09/14	2012/09/17
62134	SGA Societe Generale Acceptance N.V.-HSI R Bear CBBC Oct 12I	2012/09/14	2012/09/17
65689	UBS AG – HSI R Bear CBBC Mar 2013 K	2012/09/14	2012/09/17
64321	Daiwa Capital Mkt – HSI R Bear CBBC Feb 2013 B	2012/09/14	2012/09/17
65697	SGA Societe Generale Acceptance N.V.-HSI R Bear CBBC Dec 12X	2012/09/14	2012/09/17
64592	Daiwa Capital Mkt – HSI R Bear CBBC Jan 2013 C	2012/09/14	2012/09/17
64737	Credit Suisse AG – HSI R Bear CBBC Dec 2012 W	2012/09/14	2012/09/17
65755	UBS AG – China Life R Bear CBBC Feb 2013 B	2012/09/14	2012/09/17
64710	UBS AG – HSI R Bear CBBC Jan 2013 G	2012/09/14	2012/09/17
67892	UBS AG – HSI R Bear CBBC Apr 2013 D	2012/09/14	2012/09/17
63186	Goldman Sachs SP (Asia) – HSI R Bear CBBC Dec 2012 F	2012/09/14	2012/09/17
65910	UBS AG – TCH R Bear CBBC Mar 2013 A	2012/09/14	2012/09/17
63255	Goldman Sachs SP (Asia) – HSI R Bear CBBC Nov 2012 D	2012/09/14	2012/09/17
68129	UBS AG – HSI R Bear CBBC May 2013 H	2012/09/14	2012/09/17
64110	UBS AG – SHK Ppt R Bear CBBC Feb 2013 A	2012/09/14	2012/09/17
68077	Credit Suisse AG – TCH R Bear CBBC Jan 2013 B	2012/09/14	2012/09/17
62462	Credit Suisse AG – HKEx R Bear CBBC Nov 2012 B	2012/09/14	2012/09/17
65155	UBS AG – HSI R Bear CBBC Nov 2012 E	2012/09/14	2012/09/17
61931	Credit Suisse AG – HSI R Bear CBBC Sep 2012 X	2012/09/14	2012/09/17
63317	SGA Societe Generale Acceptance N.V.-HSI R Bear CBBC Dec 12B	2012/09/14	2012/09/17
64477	Credit Suisse AG – HSI R Bear CBBC Jan 2013 J	2012/09/14	2012/09/17
68867	UBS AG – China Life R Bear CBBC Sep 2012 A	2012/09/14	2012/09/18
66511	J P Morgan SP BV – HSI R Bear CBBC Jan 2013 L	2012/09/14	2012/09/17

List of expired CBBC, 2012 (continued)

Code	CBBC	Last trading date	Delisted date
68100	J P Morgan SP BV – HSI R Bear CBBC May 2013 A	2012/09/14	2012/09/17
63856	Citigroup Global Mkt H Inc. – HSI R Bear CBBC Sep 2012 B	2012/09/14	2012/09/17
63074	Merrill Lynch Int'l & Co. C.V. – HSI R Bear CBBC Dec 2012 O	2012/09/14	2012/09/17
63859	Citigroup Global Mkt H Inc. – HSI R Bear CBBC Sep 2012 C	2012/09/14	2012/09/17
68235	HK Bank – CNOOC R Bear CBBC Apr 2013 B	2012/09/14	2012/09/17
63073	Merrill Lynch Int'l & Co. C.V. – HSI R Bear CBBC Dec 2012 N	2012/09/14	2012/09/17
63536	Credit Suisse AG – HSI R Bear CBBC Dec 2012 B	2012/09/14	2012/09/17
61511	HK Bank – SHK Ppt R Bear CBBC Nov 2012 A	2012/09/14	2012/09/17
62161	SGA Societe Generale Acceptance N.V.-HSI R Bear CBBC Oct 12K	2012/09/14	2012/09/17
64935	Merrill Lynch Int'l & Co. C.V. – HSI R Bear CBBC Nov 2012 D	2012/09/14	2012/09/17
66596	UBS AG – HSBC R Bear CBBC Jan 2013 A	2012/09/14	2012/09/17
63116	HK Bank – Galaxy Ent R Bear CBBC Dec 2013 B	2012/09/14	2012/09/17
68067	Credit Suisse AG – HSI R Bear CBBC Nov 2012 R	2012/09/14	2012/09/17
65164	Goldman Sachs SP (Asia) – HSI R Bear CBBC Nov 2012 F	2012/09/14	2012/09/17
64959	Merrill Lynch Int'l & Co. C.V. – HSI R Bear CBBC Nov 2012 E	2012/09/14	2012/09/17
67643	Credit Suisse AG – HSI R Bear CBBC Dec 2012 F	2012/09/17	2012/09/18
64862	UBS AG – HSI R Bear CBBC Apr 2013 N	2012/09/17	2012/09/18
69661	HK Bank – A50 R Bear CBBC Sep 2012 A	2012/09/17	2012/09/19
64846	SGA Societe Generale Acceptance N.V.-HSI R Bear CBBC Jan 13H	2012/09/17	2012/09/18
62285	Credit Suisse AG – Hutchison R Bear CBBC Nov 2012 A	2012/09/17	2012/09/18
62070	Credit Suisse AG – HSI R Bear CBBC Oct 2012 S	2012/09/17	2012/09/18
66737	BNP Paribas Arbit Issu B.V. – HSI R Bear CBBC Dec 2012 U	2012/09/17	2012/09/18
64715	Goldman Sachs SP (Asia) – HSI R Bear CBBC Dec 2012 K	2012/09/17	2012/09/18
64673	Credit Suisse AG – HSI R Bear CBBC Jan 2013 D	2012/09/17	2012/09/18
62143	UBS AG – Hutchison R Bear CBBC Dec 2012 A	2012/09/17	2012/09/18
67655	Credit Suisse AG – HSI R Bear CBBC Nov 2012 L	2012/09/17	2012/09/18
64845	Goldman Sachs SP (Asia) – HSI R Bear CBBC Nov 2012 E	2012/09/17	2012/09/18
64559	SGA Societe Generale Acceptance N.V.-HSI R Bear CBBC Nov 12P	2012/09/17	2012/09/18
62006	UBS AG – HSI R Bear CBBC Oct 2012 V	2012/09/17	2012/09/18
62139	SGA Societe Generale Acceptance N.V.-HSI R Bear CBBC Oct 12J	2012/09/17	2012/09/18
64277	Merrill Lynch Int'l & Co. C.V. – HSI R Bear CBBC Jan 2013 F	2012/09/17	2012/09/18
64478	UBS AG – HSI R Bear CBBC Feb 2013 F	2012/09/17	2012/09/18
63402	HK Bank – ABC R Bear CBBC Nov 2013 A	2012/09/17	2012/09/18
60548	HK Bank – CC Bank R Bear CBBC Sep 2012 A	2012/09/17	2012/09/19
62315	HK Bank – HSI R Bear CBBC Jan 2013 D	2012/09/17	2012/09/18
65154	UBS AG – HSI R Bear CBBC Dec 2012 X	2012/09/17	2012/09/18
62663	J P Morgan SP BV – HSI R Bear CBBC Jan 2013 A	2012/09/17	2012/09/18
64316	SGA Societe Generale Acceptance N.V.-HSI R Bear CBBC Dec 12U	2012/09/17	2012/09/18
64574	Credit Suisse AG – HSI R Bear CBBC Jan 2013 E	2012/09/17	2012/09/18
64892	HK Bank – A50 R Bull CBBC Apr 2013 G	2012/09/18	2012/09/19
64994	SGA Societe Generale Acceptance N.V.-HSI R Bear CBBC Jan 13I	2012/09/18	2012/09/19
64996	Credit Suisse AG – HSI R Bear CBBC Feb 2013 Z	2012/09/18	2012/09/19
64998	BNP Paribas Arbit Issu B.V. – HSI R Bear CBBC Apr 2013 A	2012/09/18	2012/09/19
65000	BNP Paribas Arbit Issu B.V. – HSI R Bear CBBC Apr 2013 B	2012/09/18	2012/09/19
65001	UBS AG – HSI R Bear CBBC Jun 2013 D	2012/09/18	2012/09/19
64997	Credit Suisse AG – HSI R Bear CBBC Feb 2013 E	2012/09/18	2012/09/19
63175	UBS AG – ICBC R Bear CBBC Feb 2013 B	2012/09/19	2012/09/20
61764	UBS AG – HSI R Bear CBBC Oct 2012 Q	2012/09/19	2012/09/20
66510	J P Morgan SP BV – HSI R Bear CBBC Jan 2013 K	2012/09/19	2012/09/20
63403	HK Bank – BOCL R Bear CBBC Nov 2013 A	2012/09/19	2012/09/20
63468	HK Bank – China Mobile R Bear CBBC May 2013 A	2012/09/19	2012/09/20
65102	SGA Societe Generale Acceptance N.V.-HSI R Bear CBBC Jan 13K	2012/09/19	2012/09/20
61889	UBS AG – HSI R Bear CBBC Sep 2012 C	2012/09/19	2012/09/20
64464	Credit Suisse AG – HSI R Bear CBBC Jan 2013 I	2012/09/19	2012/09/20
62413	UBS AG – HSI R Bear CBBC Dec 2012 C	2012/09/19	2012/09/20
68190	BNP Paribas Arbit Issu B.V. – HSI R Bear CBBC Dec 2012 X	2012/09/19	2012/09/20
68229	UBS AG – HSI R Bear CBBC Apr 2013 G	2012/09/19	2012/09/20
64456	Credit Suisse AG – HSI R Bear CBBC Mar 2013 A	2012/09/19	2012/09/20
63992	J P Morgan SP BV – HSI R Bear CBBC Feb 2013 A	2012/09/19	2012/09/20
63841	Citigroup Global Mkt H Inc. – HSI R Bear CBBC Sep 2012 A	2012/09/19	2012/09/20
65098	SGA Societe Generale Acceptance N.V.-HSI R Bear CBBC Jan 13J	2012/09/19	2012/09/20
65063	UBS AG – HSI R Bear CBBC Dec 2012 J	2012/09/19	2012/09/20
65053	Credit Suisse AG – HSI R Bear CBBC Dec 2012 X	2012/09/19	2012/09/20
65028	Credit Suisse AG – HSI R Bear CBBC Dec 2012 Q	2012/09/19	2012/09/20
62129	SGA Societe Generale Acceptance N.V.-HSI R Bear CBBC Sep 12S	2012/09/19	2012/09/20
64717	Goldman Sachs SP (Asia) – HSI R Bear CBBC Dec 2012 L	2012/09/19	2012/09/20
67128	SGA Societe Generale Acceptance N.V.-HSI R Bear CBBC Dec 12H	2012/09/19	2012/09/20
62022	Merrill Lynch Int'l & Co. C.V. – HSI R Bear CBBC Dec 2012 A	2012/09/19	2012/09/20
65066	UBS AG – HSI R Bear CBBC Feb 2013 U	2012/09/19	2012/09/20
65743	UBS AG – HSI R Bear CBBC May 2013 J	2012/09/20	2012/09/21
65823	Goldman Sachs SP (Asia) – HSI R Bear CBBC Dec 2012 P	2012/09/20	2012/09/21
65588	Credit Suisse AG – HSI R Bear CBBC Dec 2012 I	2012/09/20	2012/09/21
65565	UBS AG – HSI R Bear CBBC Mar 2013 O	2012/09/20	2012/09/21
68164	Credit Suisse AG – China Mobile R Bear CBBC Jan 2013 A	2012/09/21	2012/09/24
67814	Merrill Lynch Int'l & Co. C.V. – HSI R Bear CBBC Jan 2013 K	2012/09/21	2012/09/24
66162	Credit Suisse AG – HSI R Bear CBBC Dec 2012 Z	2012/09/21	2012/09/24
66101	Credit Suisse AG – HSI R Bear CBBC Dec 2012 N	2012/09/21	2012/09/24
66100	Credit Suisse AG – HSI R Bear CBBC Dec 2012 M	2012/09/21	2012/09/24
66085	UBS AG – HSI R Bear CBBC Jun 2013 F	2012/09/21	2012/09/24
65876	SGA Societe Generale Acceptance N.V.-HSI R Bear CBBC Jan 13L	2012/09/21	2012/09/24
66081	UBS AG – HSI R Bear CBBC Dec 2012 K	2012/09/21	2012/09/24
66259	Credit Suisse AG – HSI R Bear CBBC Dec 2012 O	2012/09/21	2012/09/24
66067	UBS AG – HSI R Bear CBBC Dec 2012 O	2012/09/21	2012/09/24
66867	SGA Societe Generale Acceptance N.V.-HSI R Bear CBBC Dec 12P	2012/09/21	2012/09/24
65907	BNP Paribas Arbit Issu B.V. – HSI R Bear CBBC Feb 2013 A	2012/09/21	2012/09/24
67936	Daiwa Capital Mkt – HSI R Bear CBBC Mar 2013 D	2012/09/21	2012/09/24
66080	UBS AG – HSI R Bear CBBC Mar 2013 P	2012/09/21	2012/09/24

List of expired CBBC, 2012 (continued)

Code	CBBC	Last trading date	Delisted date
65908	BNP Paribas Arbit Issu B.V. – HSI R Bear CBBC Feb 2013 B	2012/09/21	2012/09/24
68268	UBS AG – HSI R Bear CBBC Feb 2013 V	2012/09/24	2012/09/25
67204	Credit Suisse AG – HSI R Bull CBBC Feb 2013 G	2012/09/24	2012/09/25
67212	Credit Suisse AG – HSI R Bull CBBC Feb 2013 K	2012/09/24	2012/09/25
68355	UBS AG – HSI R Bull CBBC Mar 2013 O	2012/09/24	2012/09/25
67818	Merrill Lynch Int'l & Co. C.V. – HSI R Bull CBBC Jan 2013 K	2012/09/24	2012/09/25
67898	Daiwa Capital Mkt – HSI R Bull CBBC Mar 2013 G	2012/09/24	2012/09/25
68344	Merrill Lynch Int'l & Co. C.V. – HSI R Bull CBBC Jan 2013 S	2012/09/24	2012/09/25
68051	UBS AG – HSI R Bull CBBC Dec 2012 N	2012/09/24	2012/09/25
68339	Credit Suisse AG – HSI R Bull CBBC Apr 2013 E	2012/09/24	2012/09/25
68265	Credit Suisse AG – HSI R Bear CBBC Jan 2013 F	2012/09/24	2012/09/25
68250	Credit Suisse AG – HSI R Bull CBBC Apr 2013 A	2012/09/24	2012/09/25
68240	Credit Suisse AG – A50 China R Bull CBBC Feb 2013 C	2012/09/24	2012/09/25
68052	BNP Paribas Arbit Issu B.V. – HSI R Bull CBBC May 2013 F	2012/09/24	2012/09/25
66914	SGA Societe Generale Acceptance N.V.-HSI R Bull CBBC Jan 13M	2012/09/24	2012/09/25
66816	Goldman Sachs SP (Asia) – HSI R Bull CBBC Dec 2012 K	2012/09/24	2012/09/25
68390	BNP Paribas Arbit Issu B.V. – HSI R Bear CBBC Feb 2013 I	2012/09/25	2012/09/26
68393	Goldman Sachs SP (Asia) – HSI R Bear CBBC Dec 2012 X	2012/09/25	2012/09/26
68406	Goldman Sachs SP (Asia) – HSI R Bear CBBC Dec 2012 Y	2012/09/25	2012/09/26
68374	SGA Societe Generale Acceptance N.V.-HSI R Bull CBBC Dec 12V	2012/09/25	2012/09/26
68364	Credit Suisse AG – HSI R Bear CBBC Jan 2013 G	2012/09/25	2012/09/26
68379	UBS AG – HSI R Bear CBBC Jul 2013 C	2012/09/25	2012/09/26
68388	Credit Suisse AG – HSI R Bear CBBC Jan 2013 K	2012/09/25	2012/09/26
60787	SGA Societe Generale Acceptance N.V.-HSI R Bear CBBC Sep12 L	2012/09/26	2012/09/28
68489	Daiwa Capital Mkt – HSI R Bull CBBC Apr 2013 B	2012/09/26	2012/09/27
60790	SGA Societe Generale Acceptance N.V.-HSI R Bear CBBC Sep12 N	2012/09/26	2012/09/28
68482	Credit Suisse AG – HSI R Bull CBBC Feb 2013 L	2012/09/26	2012/09/27
68481	Credit Suisse AG – HSI R Bull CBBC Feb 2013 Y	2012/09/26	2012/09/27
68460	Credit Suisse AG – HSI R Bull CBBC Feb 2013 X	2012/09/26	2012/09/27
60789	SGA Societe Generale Acceptance N.V.-HSI R Bear CBBC Sep12 M	2012/09/26	2012/09/28
61833	SGA Societe Generale Acceptance N.V.-HSI R Bear CBBC Sep 12E	2012/09/26	2012/09/28
68494	UBS AG – HSI R Bull CBBC Apr 2013 L	2012/09/26	2012/09/27
60786	SGA Societe Generale Acceptance N.V.-HSI R Bear CBBC Sep12 K	2012/09/26	2012/09/28
68445	BNP Paribas Arbit Issu B.V. – HSI R Bull CBBC May 2013 G	2012/09/26	2012/09/27
60785	SGA Societe Generale Acceptance N.V.-HSI R Bear CBBC Sep12 J	2012/09/26	2012/09/28
68447	BNP Paribas Arbit Issu B.V. – HSI R Bull CBBC May 2013 H	2012/09/26	2012/09/27
69884	HK Bank – HSI R Bull CBBC Sep 2012 B	2012/09/26	2012/09/28
60783	SGA Societe Generale Acceptance N.V.-HSI R Bear CBBC Sep12 H	2012/09/26	2012/09/28
60328	UBS AG – HSI R Bear CBBC Sep 2012 O	2012/09/26	2012/09/28
60752	SGA Societe Generale Acceptance N.V.-HSI R Bear CBBC Sep 20G	2012/09/26	2012/09/28
62128	SGA Societe Generale Acceptance N.V.-HSI R Bear CBBC Sep 12R	2012/09/26	2012/09/28
61828	Credit Suisse AG – HSI R Bear CBBC Sep 2012 S	2012/09/26	2012/09/28
62029	Daiwa Capital Mkt – HSI R Bear CBBC Sep 2012 E	2012/09/26	2012/09/28
62028	Daiwa Capital Mkt – HSI R Bear CBBC Sep 2012 D	2012/09/26	2012/09/28
68491	SGA Societe Generale Acceptance N.V.-HSI R Bull CBBC Feb 13L	2012/09/26	2012/09/27
61829	UBS AG – HSI R Bear CBBC Sep 2012 Z	2012/09/26	2012/09/28
68492	SGA Societe Generale Acceptance N.V.-HSI R Bull CBBC Feb 13M	2012/09/26	2012/09/27
62021	Daiwa Capital Mkt – HSI R Bear CBBC Sep 2012 B	2012/09/26	2012/09/28
69905	Credit Suisse AG – HSI R Bull CBBC Sep 2012 C	2012/09/26	2012/09/28
60764	Credit Suisse AG – HSI R Bear CBBC Sep 2012 Q	2012/09/26	2012/09/28
68499	Merrill Lynch Int'l & Co. C.V. – HSI R Bull CBBC Jan 2013 T	2012/09/26	2012/09/27
68498	Goldman Sachs SP (Asia) – HSI R Bull CBBC Dec 2012 R	2012/09/26	2012/09/27
61741	UBS AG – HSI R Bear CBBC Sep 2012 X	2012/09/26	2012/09/28
68497	Goldman Sachs SP (Asia) – HSI R Bull CBBC Dec 2012 Q	2012/09/26	2012/09/27
62027	Daiwa Capital Mkt – HSI R Bear CBBC Sep 2012 C	2012/09/26	2012/09/28
60054	Credit Suisse AG – HSI R Bear CBBC Sep 2012 F	2012/09/26	2012/09/28
68380	UBS AG – HSI R Bull CBBC Jul 2013 D	2012/09/26	2012/09/27
61785	UBS AG – HSI R Bear CBBC Sep 2012 W	2012/09/26	2012/09/28
60143	UBS AG – HSI R Bear CBBC Sep 2012 G	2012/09/26	2012/09/28
61791	SGA Societe Generale Acceptance N.V.-HSI R Bear CBBC Sep 12Z	2012/09/26	2012/09/28
61819	Credit Suisse AG – HSI R Bear CBBC Sep 2012 E	2012/09/26	2012/09/28
61790	SGA Societe Generale Acceptance N.V.-HSI R Bear CBBC Sep 12Y	2012/09/26	2012/09/28
60784	SGA Societe Generale Acceptance N.V.-HSI R Bear CBBC Sep12 I	2012/09/26	2012/09/28
60052	Credit Suisse AG – HSI R Bear CBBC Sep 2012 D	2012/09/26	2012/09/28
61927	Credit Suisse AG – HSI R Bear CBBC Sep 2012 V	2012/09/26	2012/09/28
60055	Credit Suisse AG – HSI R Bear CBBC Sep 2012 G	2012/09/26	2012/09/28
62789	Goldman Sachs SP (Asia) – HSI R Bull CBBC Sep 2012 F	2012/09/26	2012/09/28
61788	SGA Societe Generale Acceptance N.V.-HSI R Bear CBBC Sep 12W	2012/09/26	2012/09/28
62249	Daiwa Capital Mkt – HSI R Bull CBBC Sep 2012 F	2012/09/26	2012/09/28
61789	SGA Societe Generale Acceptance N.V.-HSI R Bear CBBC Sep 12X	2012/09/26	2012/09/28
69532	UBS AG – HSI R Bull CBBC Sep 2012 B	2012/09/26	2012/09/28
66921	BNP Paribas Arbit Issu B.V. – HSI R Bull CBBC May 2013 A	2012/09/26	2012/09/27
66854	Goldman Sachs SP (Asia) – HSI R Bull CBBC Dec 2012 L	2012/09/26	2012/09/27
61810	UBS AG – HSI R Bear CBBC Sep 2012 Y	2012/09/26	2012/09/28
62322	SGA Societe Generale Acceptance N.V.-HSI R Bull CBBC Sep 12G	2012/09/26	2012/09/28
68376	SGA Societe Generale Acceptance N.V.-HSI R Bull CBBC Dec 12U	2012/09/26	2012/09/27
68375	SGA Societe Generale Acceptance N.V.-HSI R Bull CBBC Dec 12T	2012/09/26	2012/09/27
68360	Credit Suisse AG – HSI R Bull CBBC Jan 2013 W	2012/09/26	2012/09/27
68356	UBS AG – HSI R Bull CBBC Mar 2013 P	2012/09/26	2012/09/27
61834	SGA Societe Generale Acceptance N.V.-HSI R Bear CBBC Sep 12U	2012/09/26	2012/09/28
66647	J P Morgan SP BV – HSI R Bull CBBC Apr 2013 L	2012/09/26	2012/09/27
60145	UBS AG – HSI R Bear CBBC Sep 2012 H	2012/09/26	2012/09/28
61786	SGA Societe Generale Acceptance N.V.-HSI R Bear CBBC Sep 12V	2012/09/26	2012/09/28
60751	SGA Societe Generale Acceptance N.V.-HSI R Bear CBBC Sep 20F	2012/09/26	2012/09/28
60132	Credit Suisse AG – HSI R Bear CBBC Sep 2012 H	2012/09/26	2012/09/28
62300	Goldman Sachs SP (Asia) – HSI R Bull CBBC Sep 2012 B	2012/09/26	2012/09/28
62298	Goldman Sachs SP (Asia) – HSI R Bull CBBC Sep 2012 A	2012/09/26	2012/09/28

List of expired CBBC, 2012 (continued)

Code	CBBC	Last trading date	Delisted date
62293	UBS AG – HSCEI R Bear CBBC Sep 2012 A	2012/09/26	2012/09/28
61900	SGA Societe Generale Acceptance N.V.-HSI R Bear CBBC Sep12P	2012/09/26	2012/09/28
61928	Credit Suisse AG – HSI R Bear CBBC Sep 2012 W	2012/09/26	2012/09/28
62321	SGA Societe Generale Acceptance N.V.-HSI R Bull CBBC Sep 12F	2012/09/26	2012/09/28
60411	Credit Suisse AG – HSI R Bear CBBC Sep 2012 N	2012/09/26	2012/09/28
60703	BNP Paribas Arbit Issu B.V. – HSI R Bear CBBC Sep 2012 U	2012/09/26	2012/09/28
60563	BNP Paribas Arbit Issu B.V. – HSI R Bear CBBC Sep 2012 H	2012/09/26	2012/09/28
61464	J P Morgan SP BV – HSI R Bear CBBC Sep 2012 B	2012/09/26	2012/09/28
60702	BNP Paribas Arbit Issu B.V. – HSI R Bear CBBC Sep 2012 T	2012/09/26	2012/09/28
60974	Credit Suisse AG – HSI R Bear CBBC Sep 2012 T	2012/09/26	2012/09/28
60558	BNP Paribas Arbit Issu B.V. – HSI R Bear CBBC Sep 2012 E	2012/09/26	2012/09/28
60561	BNP Paribas Arbit Issu B.V. – HSI R Bear CBBC Sep 2012 F	2012/09/26	2012/09/28
60562	BNP Paribas Arbit Issu B.V. – HSI R Bear CBBC Sep 2012 G	2012/09/26	2012/09/28
61273	SGA Societe Generale Acceptance N.V.-HSI R Bear CBBC Sep 12T	2012/09/26	2012/09/28
60503	SGA Societe Generale Acceptance N.V.-HSI R Bear CBBC Sep 12D	2012/09/26	2012/09/28
60502	SGA Societe Generale Acceptance N.V.-HSI R Bear CBBC Sep 12C	2012/09/26	2012/09/28
68786	HK Bank – HSI R Bull CBBC Sep 2012 A	2012/09/26	2012/09/28
60462	SGA Societe Generale Acceptance N.V.-HSI R Bear CBBC Sep 12B	2012/09/26	2012/09/28
60354	UBS AG – HSI R Bear CBBC Sep 2012 P	2012/09/26	2012/09/28
60855	Daiwa Capital Mkt – HSI R Bear CBBC Sep 2012 A	2012/09/26	2012/09/28
60564	BNP Paribas Arbit Issu B.V. – HSI R Bear CBBC Sep 2012 I	2012/09/26	2012/09/28
60565	BNP Paribas Arbit Issu B.V. – HSI R Bear CBBC Sep 2012 J	2012/09/26	2012/09/28
60700	BNP Paribas Arbit Issu B.V. – HSI R Bear CBBC Sep 2012 R	2012/09/26	2012/09/28
60701	BNP Paribas Arbit Issu B.V. – HSI R Bear CBBC Sep 2012 S	2012/09/26	2012/09/28
60566	BNP Paribas Arbit Issu B.V. – HSI R Bear CBBC Sep 2012 K	2012/09/26	2012/09/28
62822	Goldman Sachs SP (Asia) – HSI R Bull CBBC Sep 2012 H	2012/09/26	2012/09/28
62915	Goldman Sachs SP (Asia) – HSI R Bull CBBC Sep 2012 J	2012/09/26	2012/09/28
60389	UBS AG – HSI R Bear CBBC Sep 2012 Q	2012/09/26	2012/09/28
62823	Goldman Sachs SP (Asia) – HSI R Bull CBBC Sep 2012 I	2012/09/26	2012/09/28
60232	UBS AG – HSI R Bear CBBC Sep 2012 K	2012/09/26	2012/09/28
60567	BNP Paribas Arbit Issu B.V. – HSI R Bear CBBC Sep 2012 L	2012/09/26	2012/09/28
60461	SGA Societe Generale Acceptance N.V.-HSI R Bear CBBC Sep 12A	2012/09/26	2012/09/28
60941	SGA Societe Generale Acceptance N.V.-HSI R Bear CBBC Sep 12O	2012/09/26	2012/09/28
60997	UBS AG – HSI R Bear CBBC Sep 2012 T	2012/09/26	2012/09/28
62634	Goldman Sachs SP (Asia) – HSI R Bull CBBC Sep 2012 C	2012/09/26	2012/09/28
62635	Goldman Sachs SP (Asia) – HSI R Bull CBBC Sep 2012 D	2012/09/26	2012/09/28
61249	SGA Societe Generale Acceptance N.V.-HSI R Bear CBBC Sep 12Q	2012/09/26	2012/09/28
68905	Credit Suisse AG – HSI R Bull CBBC Sep 2012 A	2012/09/26	2012/09/28
60525	UBS AG – HSI R Bear CBBC Sep 2012 S	2012/09/26	2012/09/28
62790	Goldman Sachs SP (Asia) – HSI R Bull CBBC Sep 2012 G	2012/09/26	2012/09/28
61463	J P Morgan SP BV – HSI R Bear CBBC Sep 2012 A	2012/09/26	2012/09/28
61437	Credit Suisse AG – HKEx R Bear CBBC Sep 2012 A	2012/09/27	2012/10/03
61665	Credit Suisse AG – China Life R Bear CBBC Sep 2012 A	2012/09/27	2012/10/03
68493	SGA Societe Generale Acceptance N.V.-HSI R Bear CBBC Feb 13F	2012/09/27	2012/09/28
68535	Credit Suisse AG – HSI R Bull CBBC Mar 2013 L	2012/09/27	2012/09/28
68451	Credit Suisse AG – HSI R Bear CBBC Feb 2013 O	2012/09/27	2012/09/28
61438	Credit Suisse AG – Hutchison R Bear CBBC Sep 2012 A	2012/09/27	2012/10/03
68555	Credit Suisse AG – HSI R Bear CBBC Mar 2013 O	2012/09/27	2012/09/28
61648	Credit Suisse AG – TCH R Bear CBBC Sep 2012 F	2012/09/27	2012/10/03
68441	Credit Suisse AG – HSI R Bear CBBC Feb 2013 F	2012/09/27	2012/09/28
68558	BNP Paribas Arbit Issu B.V. – HSI R Bear CBBC Feb 2013 J	2012/09/27	2012/09/28
68556	UBS AG – HSI R Bear CBBC Jan 2013 M	2012/09/27	2012/09/28
68443	UBS AG – HSI R Bear CBBC Apr 2013 P	2012/09/27	2012/09/28
68557	Goldman Sachs SP (Asia) – HSI R Bear CBBC Dec 2012 D	2012/09/27	2012/09/28
61649	Credit Suisse AG – TCH R Bear CBBC Sep 2012 G	2012/09/27	2012/10/03
65692	UBS AG – HSI R Bear CBBC Jun 2013 E	2012/09/27	2012/09/28
68548	UBS AG – HSI R Bull CBBC May 2013 N	2012/09/27	2012/09/28
63059	UBS AG – A50 China R Bear CBBC Feb 2013 B	2012/09/28	2012/10/03
68204	HK Bank – A50 R Bear CBBC Apr 2013 D	2012/09/28	2012/10/03
68562	UBS AG – HSI R Bear CBBC Mar 2013 S	2012/09/28	2012/10/03
68563	Credit Suisse AG – HSI R Bull CBBC Jan 2013 Y	2012/09/28	2012/10/03
68564	Credit Suisse AG – HSI R Bear CBBC Jan 2013 O	2012/09/28	2012/10/03
68612	SGA Societe Generale Acceptance N.V.-HSI R Bear CBBC Dec 12N	2012/09/28	2012/10/03
67739	Merrill Lynch Int'l & Co. C.V. – HSI R Bear CBBC Jan 2013 J	2012/09/28	2012/10/03
67122	SGA Societe Generale Acceptance N.V.-HSI R Bear CBBC Dec 12G	2012/10/03	2012/10/04
67642	Credit Suisse AG – HSI R Bear CBBC Dec 2012 C	2012/10/03	2012/10/04
67050	UBS AG – AIA R Bear CBBC Jan 2013 A	2012/10/03	2012/10/04
65933	Goldman Sachs SP (Asia) – HSI R Bear CBBC Nov 2012 H	2012/10/03	2012/10/04
64260	UBS AG – HSI R Bear CBBC Dec 2012 Q	2012/10/03	2012/10/04
67988	BNP Paribas Arbit Issu B.V. – HSI R Bear CBBC Dec 2012 N	2012/10/03	2012/10/04
67710	Merrill Lynch Int'l & Co. C.V. – HSI R Bear CBBC Jan 2013 I	2012/10/03	2012/10/04
67619	Credit Suisse AG – HSI R Bear CBBC Nov 2012 K	2012/10/03	2012/10/04
62314	HK Bank – HSI R Bear CBBC Jan 2013 C	2012/10/03	2012/10/04
67095	Citigroup Global Mkt H Inc. – HSI R Bear CBBC Jan 2013 F	2012/10/03	2012/10/04
68277	UBS AG – HSI R Bear CBBC Mar 2013 M	2012/10/03	2012/10/04
64397	Credit Suisse AG – HSI R Bear CBBC Feb 2013 A	2012/10/03	2012/10/04
64346	Daiwa Capital Mkt – HSI R Bear CBBC Mar 2013 A	2012/10/03	2012/10/04
62929	J P Morgan SP BV – HSI R Bear CBBC Mar 2013 A	2012/10/03	2012/10/04
63282	SGA Societe Generale Acceptance N.V.-HSI R Bear CBBC Dec 12A	2012/10/03	2012/10/04
66604	BNP Paribas Arbit Issu B.V. – HSI R Bear CBBC Dec 2012 T	2012/10/03	2012/10/04
68611	SGA Societe Generale Acceptance N.V.-HSI R Bear CBBC Dec 12Q	2012/10/03	2012/10/04
63654	J P Morgan SP BV – HSI R Bear CBBC Jan 2013 I	2012/10/03	2012/10/04
63093	UBS AG – HSI R Bear CBBC Jan 2013 N	2012/10/03	2012/10/04
61959	Credit Suisse AG – HSI R Bear CBBC Nov 2012 P	2012/10/03	2012/10/04
66866	SGA Societe Generale Acceptance N.V.-HSI R Bear CBBC Dec 12R	2012/10/03	2012/10/04
63162	HK Bank – TCH R Bear CBBC Dec 2012 E	2012/10/03	2012/10/04
68188	UBS AG – HSI R Bear CBBC Jan 2013 I	2012/10/03	2012/10/04

List of expired CBBC, 2012 (continued)

Code	CBBC	Last trading date	Delisted date
63062	Credit Suisse AG – HSI R Bear CBBC Mar 2013 P	2012/10/03	2012/10/04
63098	UBS AG – HSI R Bear CBBC Mar 2013 T	2012/10/04	2012/10/05
63097	Credit Suisse AG – HSI R Bear CBBC Feb 2013 K	2012/10/04	2012/10/05
63199	UBS AG – HSI R Bear CBBC Apr 2013 R	2012/10/05	2012/10/08
63198	Credit Suisse AG – HSI R Bear CBBC Jan 2013 U	2012/10/05	2012/10/08
63206	Merrill Lynch Int'l & Co. C.V. – HSI R Bear CBBC Feb 2013 A	2012/10/05	2012/10/08
63207	Merrill Lynch Int'l & Co. C.V. – HSI R Bear CBBC Feb 2013 B	2012/10/05	2012/10/08
61896	UBS AG – SHK Ppt R Bull CBBC Oct 2012 A	2012/10/05	2012/10/09
63191	Credit Suisse AG – HSI R Bear CBBC Jan 2013 T	2012/10/05	2012/10/08
63153	SGA Societe Generale Acceptance N.V.-HSI R Bear CBBC Jan 13Y	2012/10/05	2012/10/08
63188	Credit Suisse AG – HSI R Bear CBBC Jan 2013 R	2012/10/05	2012/10/08
63109	HK Bank – HSI R Bear CBBC Jun 2013 A	2012/10/05	2012/10/08
63131	HK Bank – A50 R Bear CBBC May 2013 A	2012/10/05	2012/10/08
63133	BNP Paribas Arbit Issu B.V. – HSI R Bear CBBC Feb 2013 K	2012/10/05	2012/10/08
63145	SGA Societe Generale Acceptance N.V.-HSI R Bear CBBC Jan 13W	2012/10/05	2012/10/08
63151	SGA Societe Generale Acceptance N.V.-HSI R Bear CBBC Jan 13X	2012/10/05	2012/10/08
61638	UBS AG – TCH R Bear CBBC Oct 2012 A	2012/10/05	2012/10/09
63220	Credit Suisse AG – HSI R Bear CBBC Jan 2013 W	2012/10/08	2012/10/09
63242	UBS AG – HSI R Bear CBBC Feb 2013 X	2012/10/08	2012/10/09
63247	Credit Suisse AG – HSI R Bear CBBC Jan 2013 X	2012/10/08	2012/10/09
63251	Credit Suisse AG – HSI R Bear CBBC Jan 2013 Y	2012/10/08	2012/10/09
63258	SGA Societe Generale Acceptance N.V.-HSI R Bear CBBC Jan 13Z	2012/10/08	2012/10/09
63259	SGA Societe Generale Acceptance N.V.-HSI R Bear CBBC Jan 13A	2012/10/08	2012/10/09
63269	UBS AG – HSI R Bear CBBC Feb 2013 Y	2012/10/08	2012/10/09
63285	Credit Suisse AG – HSI R Bear CBBC Jan 2013 V	2012/10/09	2012/10/10
62310	HK Bank – HSI R Bear CBBC Dec 2012 Q	2012/10/09	2012/10/10
66970	HK Bank – Sinopec Corp R Bear CBBC Feb 2013 A	2012/10/09	2012/10/10
66776	UBS AG – CC Bank R Bear CBBC Dec 2012 B	2012/10/09	2012/10/10
63089	UBS AG – HSCEI R Bear CBBC Jan 2013 A	2012/10/09	2012/10/10
63291	UBS AG – HSI R Bear CBBC May 2013 K	2012/10/09	2012/10/10
64395	Credit Suisse AG – HSI R Bear CBBC Jan 2013 H	2012/10/09	2012/10/10
67969	Goldman Sachs SP (Asia) – HSI R Bear CBBC Dec 2012 T	2012/10/09	2012/10/10
63337	Merrill Lynch Int'l & Co. C.V. – HSI R Bear CBBC Jan 2013 L	2012/10/09	2012/10/10
68225	UBS AG – HSI R Bear CBBC Mar 2013 L	2012/10/09	2012/10/10
67114	SGA Societe Generale Acceptance N.V.-HSI R Bear CBBC Dec 12F	2012/10/09	2012/10/10
63364	UBS AG – HSI R Bear CBBC Jan 2013 P	2012/10/10	2012/10/11
63365	Credit Suisse AG – HSI R Bull CBBC Feb 2013 F	2012/10/10	2012/10/11
63382	SGA Societe Generale Acceptance N.V.-HSI R Bear CBBC Jan13 C	2012/10/10	2012/10/11
63340	UBS AG – HSI R Bull CBBC Feb 2013 U	2012/10/10	2012/10/11
63368	J P Morgan SP BV – HSI R Bull CBBC Jun 2013 D	2012/10/10	2012/10/11
63366	Credit Suisse AG – HSI R Bear CBBC Feb 2013 L	2012/10/10	2012/10/11
63326	BNP Paribas Arbit Issu B.V. – HSI R Bull CBBC May 2013 K	2012/10/10	2012/10/11
63292	SGA Societe Generale Acceptance N.V.-HSI R Bull CBBC Feb13P	2012/10/10	2012/10/11
63407	UBS AG – HSI R Bull CBBC May 2013 Q	2012/10/10	2012/10/11
63399	Goldman Sachs SP (Asia) – HSI R Bull CBBC Jan 2013 D	2012/10/10	2012/10/11
63398	Goldman Sachs SP (Asia) – HSI R Bull CBBC Jan 2013 C	2012/10/10	2012/10/11
63397	Credit Suisse AG – HSI R Bull CBBC Feb 2013 M	2012/10/10	2012/10/11
63144	HK Bank – ICBC R Bear CBBC Apr 2013 B	2012/10/10	2012/10/11
63327	Credit Suisse AG – HSI R Bull CBBC Jan 2013 W	2012/10/10	2012/10/11
63387	BNP Paribas Arbit Issu B.V. – HSI R Bear CBBC Apr 2013 G	2012/10/11	2012/10/12
63378	SGA Societe Generale Acceptance N.V.-HSI R Bear CBBC Jan13 B	2012/10/11	2012/10/12
63377	J P Morgan SP BV – HSI R Bear CBBC May 2013 P	2012/10/11	2012/10/12
63428	Credit Suisse AG – HSI R Bear CBBC Feb 2013 P	2012/10/11	2012/10/12
63429	Credit Suisse AG – HSI R Bear CBBC Feb 2013 Q	2012/10/11	2012/10/12
62888	HK Bank – ICBC R Bear CBBC Dec 2012 C	2012/10/11	2012/10/12
63446	BNP Paribas Arbit Issu B.V. – HSI R Bull CBBC May 2013 L	2012/10/11	2012/10/12
63140	HK Bank – HSCEI R Bear CBBC Mar 2013 A	2012/10/11	2012/10/12
62980	UBS AG – ICBC R Bear CBBC Dec 2012 B	2012/10/11	2012/10/12
63432	SGA Societe Generale Acceptance N.V.-HSI R Bull CBBC Feb13 T	2012/10/11	2012/10/12
63433	SGA Societe Generale Acceptance N.V.-HSI R Bear CBBC Jan13 D	2012/10/11	2012/10/12
63445	Credit Suisse AG – HSI R Bull CBBC Feb 2013 N	2012/10/11	2012/10/12
64453	SGA Societe Generale Acceptance NV -HSCEI R Bear CBBC Nov12C	2012/10/11	2012/10/12
63431	UBS AG – HSI R Bear CBBC Apr 2013 U	2012/10/11	2012/10/12
63447	UBS AG – HSI R Bull CBBC Jan 2013 Z	2012/10/11	2012/10/12
63453	UBS AG – HSI R Bear CBBC Feb 2013 E	2012/10/12	2012/10/15
65993	SGA Societe Generale Acceptance N.V.-HSI R Bear CBBC Jan 13M	2012/10/12	2012/10/15
68238	Credit Suisse AG – HSI R Bear CBBC Mar 2013 K	2012/10/12	2012/10/15
61696	UBS AG – TCH R Bear CBBC Oct 2012 B	2012/10/12	2012/10/16
65185	Credit Suisse AG – HSI R Bear CBBC Mar 2013 B	2012/10/12	2012/10/15
65219	Credit Suisse AG – HSI R Bear CBBC Feb 2013 B	2012/10/12	2012/10/15
68189	BNP Paribas Arbit Issu B.V. – HSI R Bear CBBC Dec 2012 W	2012/10/12	2012/10/15
64369	UBS AG – HSCEI R Bear CBBC Dec 2012 A	2012/10/12	2012/10/15
62937	HK Bank – CC Bank R Bear CBBC Dec 2012 C	2012/10/12	2012/10/15
64357	Daiwa Capital Mkt – HSI R Bear CBBC Mar 2013 B	2012/10/12	2012/10/15
63461	Credit Suisse AG – HSI R Bear CBBC Jan 2013 A	2012/10/12	2012/10/15
63486	J P Morgan SP BV – HSI R Bear CBBC Jan 2013 H	2012/10/12	2012/10/15
66534	BNP Paribas Arbit Issu B.V. – HSI R Bear CBBC Dec 2012 S	2012/10/12	2012/10/15
62923	UBS AG – ICBC R Bear CBBC Dec 2012 A	2012/10/12	2012/10/15
67113	SGA Societe Generale Acceptance N.V.-HSI R Bear CBBC Dec 12E	2012/10/12	2012/10/15
68117	HK Bank – A50 R Bear CBBC Apr 2013 C	2012/10/12	2012/10/15
64455	HK Bank – HSCEI R Bear CBBC Jan 2013 A	2012/10/12	2012/10/15
63265	Credit Suisse AG – A50 China R Bear CBBC Jan 2013 B	2012/10/12	2012/10/15
63455	Credit Suisse AG – TCH R Bull CBBC Mar 2013 B	2012/10/12	2012/10/15
64471	UBS AG – HSI R Bear CBBC Mar 2013 G	2012/10/12	2012/10/15
67706	Merrill Lynch Int'l & Co. C.V. – HSI R Bear CBBC Jan 2013 H	2012/10/12	2012/10/15
66002	SGA Societe Generale Acceptance N.V.-HSI R Bear CBBC Jan 13N	2012/10/12	2012/10/15
68617	UBS AG – HSI R Bear CBBC Dec 2012 P	2012/10/12	2012/10/15

List of expired CBBC, 2012 (continued)

Code	CBBC	Last trading date	Delisted date
68276	UBS AG – HSI R Bear CBBC Apr 2013 I	2012/10/12	2012/10/15
62023	Merrill Lynch Int'l & Co. C.V. – HSI R Bear CBBC Dec 2012 B	2012/10/12	2012/10/15
67144	Citigroup Global Mkt H Inc. – HSI R Bear CBBC Jan 2013 G	2012/10/12	2012/10/15
64718	Goldman Sachs SP (Asia) – HSI R Bear CBBC Dec 2012 M	2012/10/12	2012/10/15
60549	HK Bank – CC Bank R Bear CBBC Oct 2012 B	2012/10/15	2012/10/17
63363	HK Bank – Galaxy Ent R Bull CBBC Jun 2013 A	2012/10/15	2012/10/16
63502	Credit Suisse AG – HSI R Bear CBBC Mar 2013 R	2012/10/15	2012/10/16
63504	Goldman Sachs SP (Asia) – HSI R Bear CBBC Jan 2013 B	2012/10/15	2012/10/16
63528	Goldman Sachs SP (Asia) – HSI R Bear CBBC Jan 2013 C	2012/10/16	2012/10/17
67569	Credit Suisse AG – HSI R Bear CBBC Dec 2012 P	2012/10/16	2012/10/17
61822	UBS AG – HSI R Bear CBBC Oct 2012 Y	2012/10/16	2012/10/17
63530	Goldman Sachs SP (Asia) – HSI R Bear CBBC Jan 2013 D	2012/10/16	2012/10/17
63506	Credit Suisse AG – HSI R Bear CBBC Jan 2013 C	2012/10/16	2012/10/17
67112	SGA Societe Generale Acceptance N.V.-HSI R Bear CBBC Dec 12D	2012/10/16	2012/10/17
63094	UBS AG – HSI R Bear CBBC Apr 2013 Q	2012/10/16	2012/10/17
61976	UBS AG – HSBC R Bear CBBC Nov 2012 A	2012/10/16	2012/10/17
67966	Goldman Sachs SP (Asia) – HSI R Bear CBBC Dec 2012 S	2012/10/16	2012/10/17
63509	UBS AG – HSI R Bear CBBC Mar 2013 W	2012/10/16	2012/10/17
63505	Credit Suisse AG – HSI R Bear CBBC Jan 2013 B	2012/10/16	2012/10/17
63510	UBS AG – HSI R Bear CBBC Mar 2013 X	2012/10/16	2012/10/17
67963	Goldman Sachs SP (Asia) – HSI R Bear CBBC Dec 2012 R	2012/10/17	2012/10/18
66038	SGA Societe Generale Acceptance N.V.-HSI R Bear CBBC Jan 13P	2012/10/17	2012/10/18
67932	Daiwa Capital Mkt – HSI R Bear CBBC Apr 2013 A	2012/10/17	2012/10/18
62632	UBS AG – Petrochina R Bear CBBC Nov 2012 A	2012/10/17	2012/10/18
67166	Citigroup Global Mkt H Inc. – HSI R Bear CBBC Jan 2013 H	2012/10/17	2012/10/18
65332	Credit Suisse AG – HSI R Bear CBBC Jan 2013 L	2012/10/17	2012/10/18
62554	Credit Suisse AG – HSI R Bear CBBC Dec 2012 J	2012/10/17	2012/10/18
67738	UBS AG – Sinopec Corp R Bear CBBC Feb 2013 A	2012/10/17	2012/10/18
68763	HK Bank – ABC R Bull CBBC Oct 2012 A	2012/10/17	2012/10/19
67111	SGA Societe Generale Acceptance N.V.-HSI R Bear CBBC Dec 12C	2012/10/17	2012/10/18
62414	UBS AG – HSI R Bear CBBC Dec 2012 D	2012/10/17	2012/10/18
67665	Merrill Lynch Int'l & Co. C.V. – HSI R Bear CBBC Jan 2013 G	2012/10/17	2012/10/18
66006	SGA Societe Generale Acceptance N.V.-HSI R Bear CBBC Jan 13O	2012/10/17	2012/10/18
63541	SGA Societe Generale Acceptance N.V.-HSI R Bear CBBC Jan13 E	2012/10/17	2012/10/18
68242	Credit Suisse AG – HSI R Bear CBBC Apr 2013 C	2012/10/17	2012/10/18
68284	UBS AG – HSCEI R Bear CBBC Feb 2013 A	2012/10/17	2012/10/18
63532	HK Bank – HSI R Bear CBBC Jun 2013 B	2012/10/17	2012/10/18
69903	HK Bank – CNOOC R Bull CBBC Oct 2012 C	2012/10/17	2012/10/19
62312	HK Bank – HSI R Bear CBBC Jan 2013 B	2012/10/17	2012/10/18
63544	Credit Suisse AG – HSI R Bear CBBC Mar 2013 S	2012/10/17	2012/10/18
63426	Merrill Lynch Int'l & Co. C.V. – HSI R Bear CBBC Feb 2013 H	2012/10/17	2012/10/18
61302	Merrill Lynch Int'l & Co. C.V. – HSI R Bear CBBC Oct 2012 N	2012/10/17	2012/10/18
63290	UBS AG – HSI R Bear CBBC Feb 2013 Z	2012/10/17	2012/10/18
66198	UBS AG – HSI R Bear CBBC Dec 2012 N	2012/10/17	2012/10/18
61783	UBS AG – HSI R Bear CBBC Oct 2012 X	2012/10/17	2012/10/18
63369	J P Morgan SP BV – HSI R Bear CBBC Jun 2013 A	2012/10/17	2012/10/18
60375	HK Bank – PetCh R Bear CBBC Oct 2012 C	2012/10/17	2012/10/19
63396	UBS AG – HSI R Bear CBBC Jan 2013 S	2012/10/17	2012/10/18
63686	HK Bank – HSI R Bear CBBC May 2013 D	2012/10/17	2012/10/18
65915	BNP Paribas Arbit Issu B.V. – HSI R Bear CBBC Feb 2013 D	2012/10/17	2012/10/18
68580	J P Morgan SP BV – HSI R Bear CBBC Apr 2013 G	2012/10/17	2012/10/18
64731	Goldman Sachs SP (Asia) – HSI R Bear CBBC Dec 2012 N	2012/10/17	2012/10/18
66796	HK Bank – PetCh R Bear CBBC Dec 2012 B	2012/10/17	2012/10/18
68743	HK Bank – CNOOC R Bull CBBC Oct 2012 A	2012/10/17	2012/10/19
68756	HK Bank – AIA R Bull CBBC Oct 2012 A	2012/10/17	2012/10/19
65914	BNP Paribas Arbit Issu B.V. – HSI R Bear CBBC Feb 2013 C	2012/10/17	2012/10/18
68742	HK Bank – Hutchison R Bull CBBC Oct 2012 A	2012/10/17	2012/10/19
63147	HK Bank – CNBM R Bear CBBC Mar 2013 A	2012/10/18	2012/10/19
68484	Citigroup Global Mkt H Inc. – HSI R Bear CBBC Jan 2013 I	2012/10/18	2012/10/19
62557	Credit Suisse AG – HSI R Bear CBBC Dec 2012 L	2012/10/18	2012/10/19
66093	UBS AG – HSI R Bear CBBC Nov 2012 U	2012/10/18	2012/10/19
66197	UBS AG – HSI R Bear CBBC Feb 2013 B	2012/10/18	2012/10/19
67580	Credit Suisse AG – HSI R Bear CBBC Feb 2013 C	2012/10/18	2012/10/19
68136	SGA Societe Generale Acceptance N.V.-HSI R Bear CBBC Dec 12I	2012/10/18	2012/10/19
66971	HK Bank – Sinopec Corp R Bear CBBC Mar 2013 A	2012/10/18	2012/10/19
63424	Merrill Lynch Int'l & Co. C.V. – HSI R Bear CBBC Feb 2013 F	2012/10/18	2012/10/19
62035	Daiwa Capital Mkt – HSCEI R Bear CBBC Dec 2012 A	2012/10/18	2012/10/19
68138	SGA Societe Generale Acceptance N.V.-HSI R Bear CBBC Dec 12J	2012/10/18	2012/10/19
62186	SGA Societe Generale Acceptance N.V.-HSI R Bear CBBC Oct 12N	2012/10/18	2012/10/19
61960	Credit Suisse AG – HSI R Bear CBBC Nov 2012 Q	2012/10/18	2012/10/19
62556	Credit Suisse AG – HSI R Bear CBBC Dec 2012 K	2012/10/18	2012/10/19
68439	J P Morgan SP BV – HSI R Bear CBBC May 2013 O	2012/10/18	2012/10/19
68576	J P Morgan SP BV – HSI R Bear CBBC Apr 2013 F	2012/10/18	2012/10/19
68239	Credit Suisse AG – HSI R Bear CBBC Mar 2013 L	2012/10/18	2012/10/19
62992	HK Bank – ABC R Bear CBBC Mar 2013 A	2012/10/18	2012/10/19
63569	Credit Suisse AG – HSI R Bear CBBC Feb 2013 T	2012/10/18	2012/10/19
66248	BNP Paribas Arbit Issu B.V. – HSI R Bear CBBC Dec 2012 R	2012/10/18	2012/10/19
63425	Merrill Lynch Int'l & Co. C.V. – HSI R Bear CBBC Feb 2013 G	2012/10/18	2012/10/19
63449	UBS AG – HSI R Bear CBBC Mar 2013 V	2012/10/18	2012/10/19
64745	Goldman Sachs SP (Asia) – HSI R Bear CBBC Dec 2012 O	2012/10/18	2012/10/19
68181	UBS AG – A50 China R Bear CBBC Nov 2012 C	2012/10/18	2012/10/19
65983	HK Bank – A50 R Bear CBBC Apr 2013 B	2012/10/18	2012/10/19
61335	HK Bank – HSI R Bear CBBC Dec 2012 J	2012/10/18	2012/10/19
64225	HK Bank – China Shenhua R Bear CBBC Mar 2013 A	2012/10/18	2012/10/19
63564	UBS AG – HSI R Bear CBBC Apr 2013 W	2012/10/18	2012/10/19
63451	UBS AG – HSI R Bear CBBC May 2013 L	2012/10/18	2012/10/19
65916	BNP Paribas Arbit Issu B.V. – HSI R Bear CBBC Feb 2013 E	2012/10/18	2012/10/19

List of expired CBBC, 2012 (continued)

Code	CBBC	Last trading date	Delisted date
63643	Goldman Sachs SP (Asia) – HSI R Bear CBBC Jan 2013 E	2012/10/19	2012/10/22
63590	UBS AG – HSI R Bear CBBC Apr 2013 X	2012/10/19	2012/10/22
61894	UBS AG – Sinopec Corp R Bear CBBC Oct 2012 A	2012/10/19	2012/10/24
68198	HK Bank – ICBC R Bear CBBC Apr 2013 A	2012/10/19	2012/10/22
63561	HK Bank – HSCEI R Bear CBBC Jun 2013 A	2012/10/19	2012/10/22
63589	UBS AG – HSI R Bear CBBC Jan 2013 U	2012/10/19	2012/10/22
63617	BNP Paribas Arbit Issu B.V. – HSI R Bear CBBC Apr 2013 H	2012/10/19	2012/10/22
63592	Credit Suisse AG – HSI R Bear CBBC Mar 2013 T	2012/10/19	2012/10/22
63593	Credit Suisse AG – HSI R Bear CBBC Mar 2013 U	2012/10/19	2012/10/22
63597	SGA Societe Generale Acceptance N.V.-HSI R Bear CBBC Jan 13F	2012/10/19	2012/10/22
63423	Merrill Lynch Int'l & Co. C.V. – HSI R Bear CBBC Feb 2013 E	2012/10/22	2012/10/24
63523	UBS AG – HSCEI R Bear CBBC Mar 2013 A	2012/10/22	2012/10/24
63646	SGA Societe Generale Acceptance N.V.-HSI R Bear CBBC Feb13 J	2012/10/22	2012/10/24
63289	UBS AG – HSI R Bear CBBC Apr 2013 T	2012/10/22	2012/10/24
63649	SGA Societe Generale Acceptance N.V.-HSI R Bear CBBC Feb13 K	2012/10/22	2012/10/24
62140	UBS AG – HKEx R Bear CBBC Oct 2012 A	2012/10/22	2012/10/24
63666	Credit Suisse AG – HSI R Bear CBBC Feb 2013 U	2012/10/22	2012/10/24
63675	UBS AG – HSI R Bear CBBC Jan 2013 V	2012/10/22	2012/10/24
63501	UBS AG – HKEx R Bear CBBC Mar 2013 C	2012/10/22	2012/10/24
63533	HK Bank – HSI R Bear CBBC Jul 2013 B	2012/10/22	2012/10/24
67960	Goldman Sachs SP (Asia) – HSI R Bear CBBC Dec 2012 Q	2012/10/22	2012/10/24
68241	Credit Suisse AG – HSI R Bear CBBC Mar 2013 M	2012/10/22	2012/10/24
64380	UBS AG – HSCEI R Bear CBBC Nov 2012 D	2012/10/22	2012/10/24
61918	Credit Suisse AG – HKEx R Bear CBBC Oct 2012 B	2012/10/22	2012/10/24
68438	J P Morgan SP BV – HSI R Bear CBBC May 2013 N	2012/10/24	2012/10/25
67930	Daiwa Capital Mkt – HSI R Bear CBBC May 2013 C	2012/10/24	2012/10/25
68139	SGA Societe Generale Acceptance N.V.-HSI R Bear CBBC Dec 12L	2012/10/24	2012/10/25
62052	HK Bank – HKEx R Bear CBBC Dec 2012 B	2012/10/24	2012/10/25
68575	J P Morgan SP BV – HSI R Bear CBBC Apr 2013 E	2012/10/24	2012/10/25
63549	UBS AG – HSI R Bear CBBC Jun 2013 G	2012/10/24	2012/10/25
63099	HK Bank – AIA R Bear CBBC Dec 2013 A	2012/10/24	2012/10/25
67783	UBS AG – Cheung Kong R Bear CBBC Mar 2013 A	2012/10/24	2012/10/25
68442	UBS AG – HSI R Bear CBBC Feb 2013 W	2012/10/24	2012/10/25
66042	SGA Societe Generale Acceptance N.V.-HSI R Bear CBBC Jan 13Q	2012/10/24	2012/10/25
66184	UBS AG – HSI R Bear CBBC Jun 2013 A	2012/10/24	2012/10/25
68485	Citigroup Global Mkt H Inc. – HSI R Bear CBBC Jan 2013 J	2012/10/24	2012/10/25
60993	BNP Paribas Arbit Issu B.V. – HSI R Bear CBBC Dec 2012 A	2012/10/24	2012/10/25
67602	Credit Suisse AG – HSI R Bear CBBC Mar 2013 C	2012/10/24	2012/10/25
67604	Credit Suisse AG – HSI R Bear CBBC Feb 2013 D	2012/10/24	2012/10/25
66831	HK Bank – Cheung Kong R Bear CBBC Mar 2013 A	2012/10/24	2012/10/25
65935	BNP Paribas Arbit Issu B.V. – HSI R Bear CBBC Feb 2013 F	2012/10/24	2012/10/25
66084	UBS AG – HSI R Bear CBBC Dec 2012 M	2012/10/24	2012/10/25
62430	HK Bank – Hutchison R Bear CBBC Jan 2013 A	2012/10/24	2012/10/25
68342	Goldman Sachs SP (Asia) – HSI R Bear CBBC Dec 2012 W	2012/10/24	2012/10/25
63422	Merrill Lynch Int'l & Co. C.V. – HSI R Bear CBBC Feb 2013 D	2012/10/24	2012/10/25
63677	Credit Suisse AG – HSI R Bear CBBC Feb 2013 M	2012/10/24	2012/10/25
63676	UBS AG – HSI R Bear CBBC Apr 2013 Z	2012/10/24	2012/10/25
60870	Merrill Lynch Int'l & Co. C.V. – HSI R Bear CBBC Oct 2012 K	2012/10/24	2012/10/25
68295	UBS AG – AIA R Bear CBBC Mar 2013 A	2012/10/24	2012/10/25
68243	Credit Suisse AG – HSI R Bear CBBC Apr 2013 D	2012/10/24	2012/10/25
61160	HK Bank – AIA R Bear CBBC Nov 2012 A	2012/10/24	2012/10/25
64857	UBS AG – TCH R Bear CBBC Mar 2013 B	2012/10/24	2012/10/25
63719	Goldman Sachs SP (Asia) – HSI R Bear CBBC Jan 2013 F	2012/10/25	2012/10/26
68341	Goldman Sachs SP (Asia) – HSI R Bear CBBC Dec 2012 V	2012/10/25	2012/10/26
68216	HK Bank – China Mobile R Bear CBBC Apr 2013 B	2012/10/25	2012/10/26
63737	Credit Suisse AG – HSI R Bear CBBC Mar 2013 V	2012/10/25	2012/10/26
63724	SGA Societe Generale Acceptance N.V.-HSI R Bear CBBC Feb13 L	2012/10/25	2012/10/26
63738	Credit Suisse AG – HSI R Bear CBBC Mar 2013 W	2012/10/25	2012/10/26
63762	Goldman Sachs SP (Asia) – HSI R Bear CBBC Jan 2013 G	2012/10/25	2012/10/26
63706	HK Bank – TCH R Bear CBBC Apr 2013 B	2012/10/25	2012/10/26
63725	SGA Societe Generale Acceptance N.V.-HSI R Bear CBBC Feb13 M	2012/10/25	2012/10/26
68788	HK Bank – PetCh R Bull CBBC Oct 2012 A	2012/10/25	2012/10/29
63720	UBS AG – HSI R Bear CBBC Jan 2013 W	2012/10/25	2012/10/26
63784	Credit Suisse AG – HSI R Bear CBBC Jan 2013 Z	2012/10/26	2012/10/29
63786	Credit Suisse AG – HSI R Bear CBBC Jan 2013 J	2012/10/26	2012/10/29
63789	Credit Suisse AG – HSI R Bull CBBC Apr 2013 H	2012/10/26	2012/10/29
63782	UBS AG – HSI R Bear CBBC Mar 2013 E	2012/10/26	2012/10/29
63846	BNP Paribas Arbit Issu B.V. – HSI R Bear CBBC Apr 2013 Q	2012/10/26	2012/10/29
63816	UBS AG – HSI R Bear CBBC Feb 2013 K	2012/10/26	2012/10/29
63818	UBS AG – A50 China R Bull CBBC Mar 2013 C	2012/10/26	2012/10/29
69916	UBS AG – BOCL R Bull CBBC Oct 2012 A	2012/10/26	2012/10/30
64060	SGA Societe Generale Acceptance N.V.-HSI R Bull CBBC Oct 12F	2012/10/29	2012/10/31
63009	SGA Societe Generale Acceptance N.V.-HSI R Bull CBBC Oct 12P	2012/10/29	2012/10/31
60412	Credit Suisse AG – HSI R Bear CBBC Oct 2012 H	2012/10/29	2012/10/31
62799	UBS AG – HSI R Bull CBBC Oct 2012 P	2012/10/29	2012/10/31
62955	SGA Societe Generale Acceptance N.V.-HSI R Bull CBBC Oct 12O	2012/10/29	2012/10/31
60834	UBS AG – HSI R Bear CBBC Oct 2012 U	2012/10/29	2012/10/31
62804	UBS AG – HSI R Bull CBBC Oct 2012 V	2012/10/29	2012/10/31
60857	BNP Paribas Arbit Issu B.V. – HSI R Bear CBBC Oct 2012 E	2012/10/29	2012/10/31
63788	Credit Suisse AG – HSI R Bull CBBC Apr 2013 G	2012/10/29	2012/10/30
63130	Goldman Sachs SP (Asia) – HSI R Bull CBBC Oct 2012 J	2012/10/29	2012/10/31
62034	Daiwa Capital Mkt – HSI R Bear CBBC Oct 2012 A	2012/10/29	2012/10/31
62723	Credit Suisse AG – HSI R Bull CBBC Oct 2012 S	2012/10/29	2012/10/31
67033	Goldman Sachs SP (Asia) – HSI R Bull CBBC Oct 2012 H	2012/10/29	2012/10/31
62722	Credit Suisse AG – HSI R Bull CBBC Oct 2012 R	2012/10/29	2012/10/31
62825	UBS AG – HSI R Bull CBBC Oct 2012 I	2012/10/29	2012/10/31
69892	Credit Suisse AG – HSI R Bull CBBC Oct 2012 A	2012/10/29	2012/10/31

List of expired CBBC, 2012 (continued)

Code	CBBC	Last trading date	Delisted date
60218	HK Bank – HSI R Bear CBBC Oct 2012 C	2012/10/29	2012/10/31
64323	Credit Suisse AG – HSI R Bull CBBC Oct 2012 P	2012/10/29	2012/10/31
60433	Credit Suisse AG – HSI R Bear CBBC Oct 2012 J	2012/10/29	2012/10/31
62705	Credit Suisse AG – HSI R Bull CBBC Oct 2012 Q	2012/10/29	2012/10/31
63112	Goldman Sachs SP (Asia) – HSI R Bull CBBC Oct 2012 I	2012/10/29	2012/10/31
62907	Credit Suisse AG – HSI R Bull CBBC Oct 2012 T	2012/10/29	2012/10/31
60812	BNP Paribas Arbit Issu B.V. – HSI R Bear CBBC Oct 2012 B	2012/10/29	2012/10/31
63901	HK Bank – A50 R Bull CBBC Jun 2013 C	2012/10/29	2012/10/30
60353	UBS AG – HSI R Bear CBBC Oct 2012 F	2012/10/29	2012/10/31
60352	UBS AG – HSI R Bear CBBC Oct 2012 E	2012/10/29	2012/10/31
60311	HK Bank – HSI R Bear CBBC Oct 2012 D	2012/10/29	2012/10/31
63799	SGA Societe Generale Acceptance N.V.-HSI R Bull CBBC Feb13 T	2012/10/29	2012/10/30
63830	Merrill Lynch Int'l & Co. C.V. – HSI R Bull CBBC Feb 2013 F	2012/10/29	2012/10/30
60813	BNP Paribas Arbit Issu B.V. – HSI R Bear CBBC Oct 2012 C	2012/10/29	2012/10/31
63796	BNP Paribas Arbit Issu B.V. – HSI R Bull CBBC Sep 2013 H	2012/10/29	2012/10/30
60327	UBS AG – HSI R Bear CBBC Oct 2012 B	2012/10/29	2012/10/31
60811	BNP Paribas Arbit Issu B.V. – HSI R Bear CBBC Oct 2012 A	2012/10/29	2012/10/31
60748	SGA Societe Generale Acceptance N.V.-HSI R Bear CBBC Oct 20C	2012/10/29	2012/10/31
60331	UBS AG – HSI R Bear CBBC Oct 2012 C	2012/10/29	2012/10/31
62725	Credit Suisse AG – HSI R Bull CBBC Oct 2012 U	2012/10/29	2012/10/31
60749	SGA Societe Generale Acceptance N.V.-HSI R Bear CBBC Oct 20D	2012/10/29	2012/10/31
61724	SGA Societe Generale Acceptance N.V.-HSI R Bear CBBC Oct 12G	2012/10/29	2012/10/31
60260	Credit Suisse AG – HSI R Bear CBBC Oct 2012 E	2012/10/29	2012/10/31
62914	Daiwa Capital Mkt – HSI R Bull CBBC Oct 2012 I	2012/10/29	2012/10/31
62918	UBS AG – HSI R Bull CBBC Oct 2012 X	2012/10/29	2012/10/31
63917	Credit Suisse AG – HSI R Bull CBBC Jun 2013 F	2012/10/29	2012/10/30
63915	UBS AG – HSI R Bear CBBC May 2013 M	2012/10/29	2012/10/30
63906	Credit Suisse AG – HSI R Bear CBBC Jan 2013 P	2012/10/29	2012/10/30
63825	UBS AG – HSI R Bull CBBC Jan 2013 F	2012/10/29	2012/10/30
60497	Merrill Lynch Int'l & Co. C.V. – HSI R Bear CBBC Oct 2012 F	2012/10/29	2012/10/31
63918	UBS AG – HSI R Bull CBBC May 2013 U	2012/10/29	2012/10/30
60496	Merrill Lynch Int'l & Co. C.V. – HSI R Bear CBBC Oct 2012 E	2012/10/29	2012/10/31
63886	UBS AG – HSI R Bull CBBC Apr 2013 P	2012/10/29	2012/10/30
63790	Credit Suisse AG – HSI R Bull CBBC May 2013 E	2012/10/29	2012/10/30
63791	BNP Paribas Arbit Issu B.V. – A50 Ch R Bull CBBC Mar 2013 E	2012/10/29	2012/10/30
63869	Daiwa Capital Mkt – HSI R Bull CBBC Mar 2013 I	2012/10/29	2012/10/30
63847	Goldman Sachs SP (Asia) – HSI R Bull CBBC Jan 2013 L	2012/10/29	2012/10/30
60390	UBS AG – HSI R Bear CBBC Oct 2012 G	2012/10/29	2012/10/31
62187	SGA Societe Generale Acceptance N.V.-HSI R Bull CBBC Oct 12H	2012/10/29	2012/10/31
64048	SGA Societe Generale Acceptance N.V.-HSI R Bull CBBC Oct 12Z	2012/10/29	2012/10/31
60134	Credit Suisse AG – HSI R Bear CBBC Oct 2012 B	2012/10/29	2012/10/31
60138	Credit Suisse AG – HSI R Bear CBBC Oct 2012 D	2012/10/29	2012/10/31
60859	BNP Paribas Arbit Issu B.V. – HSI R Bear CBBC Oct 2012 F	2012/10/29	2012/10/31
60495	Merrill Lynch Int'l & Co. C.V. – HSI R Bear CBBC Oct 2012 D	2012/10/29	2012/10/31
62250	Daiwa Capital Mkt – HSI R Bull CBBC Oct 2012 C	2012/10/29	2012/10/31
60577	UBS AG – HSI R Bear CBBC Oct 2012 L	2012/10/29	2012/10/31
63753	Credit Suisse AG – HSI R Bull CBBC Jul 2013 B	2012/10/29	2012/10/30
60750	SGA Societe Generale Acceptance N.V.-HSI R Bear CBBC Oct 20E	2012/10/29	2012/10/31
63127	SGA Societe Generale Acceptance N.V.-HSI R Bull CBBC Oct 12U	2012/10/29	2012/10/31
63128	SGA Societe Generale Acceptance N.V.-HSI R Bull CBBC Oct 12V	2012/10/29	2012/10/31
60136	Credit Suisse AG – HSI R Bear CBBC Oct 2012 C	2012/10/29	2012/10/31
63754	Credit Suisse AG – HSI R Bull CBBC Jul 2013 C	2012/10/29	2012/10/30
62417	SGA Societe Generale Acceptance N.V.-HSI R Bull CBBC Oct 12N	2012/10/29	2012/10/31
63774	J P Morgan SP BV – HSI R Bull CBBC May 2013 J	2012/10/29	2012/10/30
62267	SGA Societe Generale Acceptance N.V.-HSI R Bull CBBC Oct12 I	2012/10/29	2012/10/31
62251	Daiwa Capital Mkt – HSI R Bull CBBC Oct 2012 D	2012/10/29	2012/10/31
67430	SGA Societe Generale Acceptance N.V.-HSI R Bull CBBC Oct 12K	2012/10/29	2012/10/31
60498	Merrill Lynch Int'l & Co. C.V. – HSI R Bear CBBC Oct 2012 G	2012/10/29	2012/10/31
61137	SGA Societe Generale Acceptance N.V.-HSI R Bear CBBC Oct 12F	2012/10/29	2012/10/31
60608	UBS AG – HSI R Bear CBBC Oct 2012 N	2012/10/29	2012/10/31
62550	Credit Suisse AG – HSI R Bull CBBC Oct 2012 Y	2012/10/29	2012/10/31
68079	HK Bank – SHK Ppt R Bull CBBC Mar 2013 A	2012/10/29	2012/10/30
63020	SGA Societe Generale Acceptance N.V.-HSI R Bull CBBC Oct 12Q	2012/10/29	2012/10/31
63110	SGA Societe Generale Acceptance N.V.-HSI R Bull CBBC Oct 12S	2012/10/29	2012/10/31
67434	SGA Societe Generale Acceptance N.V.-HSI R Bull CBBC Oct 12W	2012/10/29	2012/10/31
67431	SGA Societe Generale Acceptance N.V.-HSI R Bull CBBC Oct 12L	2012/10/29	2012/10/31
63126	SGA Societe Generale Acceptance N.V.-HSI R Bull CBBC Oct 12T	2012/10/29	2012/10/31
62551	Credit Suisse AG – HSI R Bull CBBC Oct 2012 Z	2012/10/29	2012/10/31
62552	Credit Suisse AG – HSI R Bull CBBC Oct 2012 K	2012/10/29	2012/10/31
62305	SGA Societe Generale Acceptance N.V.-HSI R Bull CBBC Oct 12M	2012/10/29	2012/10/31
67437	SGA Societe Generale Acceptance N.V.-HSI R Bull CBBC Oct 12X	2012/10/29	2012/10/31
63739	SGA Societe Generale Acceptance N.V.-HSI R Bull CBBC Feb13 L	2012/10/29	2012/10/30
63751	UBS AG – HSI R Bull CBBC Feb 2013 Y	2012/10/29	2012/10/30
63076	SGA Societe Generale Acceptance N.V.-HSI R Bull CBBC Oct 12R	2012/10/29	2012/10/31
63567	Credit Suisse AG – A50 China R Bull CBBC Mar 2013 B	2012/10/30	2012/10/31
63920	SGA Societe Generale Acceptance N.V.-HSI R Bull CBBC Mar13 E	2012/10/30	2012/10/31
63338	UBS AG – A50 China R Bull CBBC Apr 2013 A	2012/10/30	2012/10/31
63521	UBS AG – Hutchison R Bull CBBC Mar 2013 A	2012/10/30	2012/10/31
63905	Credit Suisse AG – HSI R Bull CBBC Jun 2013 E	2012/10/30	2012/10/31
61771	Credit Suisse AG – TCH R Bear CBBC Oct 2012 C	2012/10/30	2012/11/01
63760	Goldman Sachs SP (Asia) – HSI R Bull CBBC Jan 2013 K	2012/10/30	2012/10/31
63964	Credit Suisse AG – HSI R Bull CBBC Jan 2013 W	2012/10/30	2012/10/31
63824	UBS AG – HSI R Bull CBBC May 2013 T	2012/10/30	2012/10/31
63492	HK Bank – A50 R Bull CBBC May 2013 B	2012/10/30	2012/10/31
61727	Credit Suisse AG – HKEx R Bear CBBC Oct 2012 A	2012/10/30	2012/11/01
62117	Credit Suisse AG – A50 China R Bear CBBC Oct 2012 A	2012/10/30	2012/11/01
63798	SGA Societe Generale Acceptance N.V.-HSI R Bull CBBC Feb13 P	2012/10/30	2012/10/31

List of expired CBBC, 2012 (continued)

Code	CBBC	Last trading date	Delisted date
63979	Credit Suisse AG – HSI R Bull CBBC May 2013 F	2012/10/30	2012/10/31
63983	BNP Paribas Arbit Issu B.V. – HSI R Bull CBBC Sep 2013 J	2012/10/30	2012/10/31
63986	UBS AG – HSI R Bull CBBC Jun 2013 U	2012/10/30	2012/10/31
61862	Credit Suisse AG – China Mobile R Bull CBBC Oct 2012 C	2012/10/30	2012/11/01
63981	BNP Paribas Arbit Issu B.V. – HSI R Bull CBBC Sep 2013 I	2012/10/30	2012/10/31
61865	Credit Suisse AG – China Mobile R Bear CBBC Oct 2012 C	2012/10/30	2012/11/01
63980	Credit Suisse AG – HSI R Bull CBBC May 2013 G	2012/10/30	2012/10/31
61864	Credit Suisse AG – China Mobile R Bear CBBC Oct 2012 B	2012/10/30	2012/11/01
63997	Credit Suisse AG – HSI R Bull CBBC Aug 2013 A	2012/10/31	2012/11/01
64019	SGA Societe Generale Acceptance N.V.-HSI R Bull CBBC Mar13 G	2012/10/31	2012/11/01
63924	SGA Societe Generale Acceptance N.V.-HSI R Bear CBBC Jan13 G	2012/10/31	2012/11/01
64028	UBS AG – HSI R Bull CBBC Feb 2013 Z	2012/10/31	2012/11/01
64017	SGA Societe Generale Acceptance N.V.-HSI R Bull CBBC Mar13 F	2012/10/31	2012/11/01
64031	Daiwa Capital Mkt – HSI R Bull CBBC Apr 2013 C	2012/10/31	2012/11/01
64032	Daiwa Capital Mkt – HSI R Bull CBBC May 2013 F	2012/10/31	2012/11/01
64053	BNP Paribas Arbit Issu B.V. – HSI R Bull CBBC Sep 2013 K	2012/10/31	2012/11/01
64038	Merrill Lynch Int'l & Co. C.V. – HSI R Bull CBBC Mar 2013 A	2012/10/31	2012/11/01
64041	Merrill Lynch Int'l & Co. C.V. – HSI R Bull CBBC Mar 2013 B	2012/10/31	2012/11/01
64043	Merrill Lynch Int'l & Co. C.V. – HSI R Bull CBBC Mar 2013 C	2012/10/31	2012/11/01
64051	Credit Suisse AG – HSI R Bull CBBC Jun 2013 G	2012/10/31	2012/11/01
64052	Credit Suisse AG – HSI R Bull CBBC Jun 2013 H	2012/10/31	2012/11/01
64023	UBS AG – HSI R Bull CBBC Jul 2013 G	2012/10/31	2012/11/01
63350	HK Bank – CNBM R Bear CBBC Jun 2013 A	2012/10/31	2012/11/01
63969	Credit Suisse AG – HSI R Bear CBBC Jan 2013 Q	2012/10/31	2012/11/01
64022	UBS AG – HSI R Bear CBBC Mar 2013 H	2012/11/01	2012/11/02
63971	Credit Suisse AG – HSI R Bear CBBC Jan 2013 D	2012/11/01	2012/11/02
64044	Credit Suisse AG – HSI R Bear CBBC Feb 2013 S	2012/11/01	2012/11/02
64078	Credit Suisse AG – HSI R Bull CBBC Jul 2013 E	2012/11/01	2012/11/02
63972	UBS AG – HSI R Bear CBBC Apr 2013 E	2012/11/01	2012/11/02
64100	Credit Suisse AG – HSI R Bull CBBC May 2013 H	2012/11/01	2012/11/02
64101	Credit Suisse AG – HSI R Bull CBBC May 2013 I	2012/11/01	2012/11/02
64077	Credit Suisse AG – HSI R Bull CBBC Jul 2013 D	2012/11/01	2012/11/02
64076	UBS AG – HSI R Bull CBBC May 2013 V	2012/11/01	2012/11/02
64079	Credit Suisse AG – HSI R Bear CBBC Feb 2013 V	2012/11/01	2012/11/02
64102	UBS AG – HSI R Bear CBBC Feb 2013 L	2012/11/01	2012/11/02
64112	UBS AG – HSI R Bull CBBC Jun 2013 V	2012/11/01	2012/11/02
64149	UBS AG – HSI R Bear CBBC Feb 2013 G	2012/11/02	2012/11/05
63459	Credit Suisse AG – TCH R Bear CBBC Mar 2013 A	2012/11/02	2012/11/05
63553	Citigroup Global Mkt H Inc. – HSI R Bear CBBC Jan 2013 K	2012/11/02	2012/11/05
63692	BNP Paribas Arbit Issu B.V. – HSI R Bear CBBC Apr 2013 M	2012/11/02	2012/11/05
64148	Credit Suisse AG – HSI R Bear CBBC Feb 2013 X	2012/11/02	2012/11/05
64154	BNP Paribas Arbit Issu B.V. – HSI R Bear CBBC Apr 2013 T	2012/11/02	2012/11/05
63712	Merrill Lynch Int'l & Co. C.V. – HSI R Bear CBBC Feb 2013 M	2012/11/02	2012/11/05
63552	UBS AG – HSI R Bear CBBC Mar 2013 Y	2012/11/02	2012/11/05
63711	Merrill Lynch Int'l & Co. C.V. – HSI R Bear CBBC Feb 2013 L	2012/11/02	2012/11/05
63729	SGA Societe Generale Acceptance N.V.-HSI R Bear CBBC Feb13 O	2012/11/02	2012/11/05
63726	SGA Societe Generale Acceptance N.V.-HSI R Bear CBBC Feb13 N	2012/11/02	2012/11/05
63815	UBS AG – HSI R Bear CBBC Feb 2013 J	2012/11/02	2012/11/05
64152	BNP Paribas Arbit Issu B.V. – HSI R Bear CBBC Apr 2013 S	2012/11/02	2012/11/05
62311	HK Bank – HSI R Bear CBBC Jan 2013 A	2012/11/02	2012/11/05
62512	UBS AG – CNBM R Bear CBBC Feb 2013 A	2012/11/02	2012/11/05
64150	UBS AG – HSI R Bear CBBC Apr 2013 F	2012/11/02	2012/11/05
64142	SGA Societe Generale Acceptance N.V.-HSI R Bear CBBC Feb13 V	2012/11/02	2012/11/05
64147	Credit Suisse AG – HSI R Bear CBBC Feb 2013 W	2012/11/02	2012/11/05
64144	Citigroup Global Mkt H Inc. – HSI R Bear CBBC Feb 2013 A	2012/11/02	2012/11/05
63773	J P Morgan SP BV – HSI R Bear CBBC Jun 2013 C	2012/11/02	2012/11/05
62717	HK Bank – HSI R Bear CBBC Feb 2013 A	2012/11/02	2012/11/05
63537	HK Bank – HSI R Bear CBBC Aug 2013 A	2012/11/02	2012/11/05
64143	SGA Societe Generale Acceptance N.V.-HSI R Bear CBBC Feb13 W	2012/11/02	2012/11/05
63872	Daiwa Capital Mkt – HSI R Bear CBBC Mar 2013 E	2012/11/02	2012/11/05
64123	HK Bank – China Life R Bear CBBC Aug 2013 A	2012/11/02	2012/11/05
64151	BNP Paribas Arbit Issu B.V. – HSI R Bear CBBC Apr 2013 R	2012/11/02	2012/11/05
67622	Credit Suisse AG – HSI R Bear CBBC Mar 2013 F	2012/11/02	2012/11/05
63266	UBS AG – HSI R Bear CBBC Apr 2013 S	2012/11/02	2012/11/05
63262	UBS AG – HSI R Bear CBBC Jan 2013 O	2012/11/02	2012/11/05
68609	SGA Societe Generale Acceptance N.V.-HSI R Bear CBBC Jan 13V	2012/11/02	2012/11/05
68559	Bank of East Asia – COVS R Bear CBBC Apr 2013 A	2012/11/02	2012/11/05
63167	HK Bank – TCH R Bear CBBC Dec 2012 F	2012/11/02	2012/11/05
68005	UBS AG – HSI R Bear CBBC Jul 2013 B	2012/11/02	2012/11/05
68496	Goldman Sachs SP (Asia) – HSI R Bear CBBC Dec 2012 C	2012/11/02	2012/11/05
68495	Goldman Sachs SP (Asia) – HSI R Bear CBBC Dec 2012 Z	2012/11/02	2012/11/05
66050	SGA Societe Generale Acceptance N.V.-HSI R Bear CBBC Jan 13R	2012/11/02	2012/11/05
61114	HK Bank – China Life R Bear CBBC Dec 2012 A	2012/11/02	2012/11/05
68574	J P Morgan SP BV – HSI R Bear CBBC Apr 2013 D	2012/11/02	2012/11/05
68423	HK Bank – Galaxy Ent R Bear CBBC Feb 2013 B	2012/11/02	2012/11/05
68319	UBS AG – Galaxy Ent R Bear CBBC Feb 2013 D	2012/11/02	2012/11/05
68387	UBS AG – TCH R Bear CBBC Apr 2013 C	2012/11/02	2012/11/05
68340	Goldman Sachs SP (Asia) – HSI R Bear CBBC Dec 2012 U	2012/11/02	2012/11/05
67618	Credit Suisse AG – HSI R Bear CBBC Apr 2013 B	2012/11/02	2012/11/05
67616	Credit Suisse AG – HSI R Bear CBBC Mar 2013 E	2012/11/02	2012/11/05
67615	Credit Suisse AG – HSI R Bear CBBC Apr 2013 A	2012/11/02	2012/11/05
67612	Credit Suisse AG – HSI R Bear CBBC Mar 2013 D	2012/11/02	2012/11/05
63177	UBS AG – Sinopec Corp R Bear CBBC Apr 2013 A	2012/11/02	2012/11/05
68429	J P Morgan SP BV – HSI R Bear CBBC May 2013 M	2012/11/02	2012/11/05
66158	HK Bank – HSCEI R Bear CBBC Dec 2012 B	2012/11/02	2012/11/05
68226	UBS AG – Sands China R Bear CBBC Mar 2013 A	2012/11/02	2012/11/05
64036	Credit Suisse AG – HSI R Bear CBBC Jan 2013 N	2012/11/02	2012/11/05

List of expired CBBC, 2012 (continued)

Code	CBBC	Last trading date	Delisted date
62042	BNP Paribas Arbit Issu B.V. – HSCEI R Bear CBBC Dec 2012 D	2012/11/02	2012/11/05
65942	BNP Paribas Arbit Issu B.V. – HSI R Bear CBBC Feb 2013 H	2012/11/02	2012/11/05
60547	CC Rabobank B.A. – HSI R Bear CBBC Nov 2012 E	2012/11/02	2012/11/05
68140	SGA Societe Generale Acceptance N.V.-HSI R Bear CBBC Dec 12M	2012/11/02	2012/11/05
65963	SGA Societe Generale Acceptance N.V.-HSI R Bear CBBC Feb 13A	2012/11/02	2012/11/05
64634	UBS AG – China Life R Bear CBBC Feb 2013 A	2012/11/02	2012/11/05
66072	UBS AG – HSI R Bear CBBC Dec 2012 L	2012/11/02	2012/11/05
63408	Merrill Lynch Int'l & Co. C.V. – HSI R Bear CBBC Feb 2013 C	2012/11/02	2012/11/05
63349	HK Bank – Galaxy Ent R Bear CBBC Jun 2013 A	2012/11/02	2012/11/05
65937	BNP Paribas Arbit Issu B.V. – HSI R Bear CBBC Feb 2013 G	2012/11/02	2012/11/05
64188	SGA Societe Generale Acceptance N.V.-HSI R Bear CBBC Feb13 Y	2012/11/05	2012/11/06
66106	UBS AG – Hutchison R Bear CBBC Mar 2013 A	2012/11/05	2012/11/06
64201	Goldman Sachs SP (Asia) – HSI R Bear CBBC Feb 2013 B	2012/11/05	2012/11/06
64191	UBS AG – SHK Ppt R Bear CBBC Apr 2013 B	2012/11/05	2012/11/06
64187	SGA Societe Generale Acceptance N.V.-HSI R Bear CBBC Feb13 X	2012/11/05	2012/11/06
64181	Credit Suisse AG – HSI R Bear CBBC Mar 2013 Y	2012/11/05	2012/11/06
64197	UBS AG – HSI R Bear CBBC Mar 2013 C	2012/11/05	2012/11/06
64198	Goldman Sachs SP (Asia) – HSI R Bear CBBC Feb 2013 A	2012/11/05	2012/11/06
64156	HK Bank – A50 R Bear CBBC Jun 2013 A	2012/11/05	2012/11/06
64180	Credit Suisse AG – HSI R Bear CBBC Mar 2013 X	2012/11/05	2012/11/06
64236	SGA Societe Generale Acceptance N.V.-HSI R Bear CBBC Feb13 Z	2012/11/06	2012/11/07
64241	BNP Paribas Arbit Issu B.V. – HSI R Bear CBBC Apr 2013 U	2012/11/06	2012/11/07
64238	Credit Suisse AG – HSI R Bear CBBC Feb 2013 Y	2012/11/06	2012/11/07
64239	UBS AG – HSI R Bear CBBC Feb 2013 N	2012/11/06	2012/11/07
64240	UBS AG – HSCEI R Bear CBBC Feb 2013 C	2012/11/06	2012/11/07
64202	Merrill Lynch Int'l & Co. C.V. – HSI R Bear CBBC Mar 2013 A	2012/11/06	2012/11/07
64248	UBS AG – HSI R Bear CBBC Apr 2013 K	2012/11/07	2012/11/08
62934	HK Bank – CC Bank R Bear CBBC Dec 2012 B	2012/11/07	2012/11/08
64247	Credit Suisse AG – HSI R Bear CBBC Feb 2013 N	2012/11/07	2012/11/08
62982	UBS AG – CC Bank R Bear CBBC Dec 2012 A	2012/11/07	2012/11/08
64257	SGA Societe Generale Acceptance N.V.-HSI R Bear CBBC Feb13 F	2012/11/07	2012/11/08
64330	UBS AG – HSI R Bull CBBC Jun 2013 X	2012/11/08	2012/11/09
64331	UBS AG – HSI R Bull CBBC Jun 2013 Y	2012/11/08	2012/11/09
64319	UBS AG – HSI R Bear CBBC Feb 2013 Q	2012/11/08	2012/11/09
64268	BNP Paribas Arbit Issu B.V. – HSI R Bull CBBC Sep 2013 M	2012/11/08	2012/11/09
64341	Goldman Sachs SP (Asia) – HSI R Bull CBBC Feb 2013 D	2012/11/08	2012/11/09
64342	Goldman Sachs SP (Asia) – HSI R Bull CBBC Feb 2013 E	2012/11/08	2012/11/09
64339	Daiwa Capital Mkt – HSI R Bull CBBC May 2013 G	2012/11/08	2012/11/09
64314	Credit Suisse AG – HSI R Bull CBBC Jun 2013 L	2012/11/08	2012/11/09
64313	Credit Suisse AG – HSI R Bull CBBC Jul 2013 G	2012/11/08	2012/11/09
64312	SGA Societe Generale Acceptance N.V.-HSI R Bull CBBC Mar13 K	2012/11/08	2012/11/09
64309	Credit Suisse AG – HSI R Bear CBBC Mar 2013 A	2012/11/08	2012/11/09
64308	UBS AG – HSI R Bear CBBC Apr 2013 J	2012/11/08	2012/11/09
64307	Credit Suisse AG – HSI R Bear CBBC Mar 2013 Z	2012/11/08	2012/11/09
64305	Credit Suisse AG – HSI R Bull CBBC Jun 2013 I	2012/11/08	2012/11/09
64130	Credit Suisse AG – HSI R Bull CBBC Aug 2013 B	2012/11/08	2012/11/09
64292	UBS AG – HSI R Bull CBBC Jul 2013 I	2012/11/08	2012/11/09
64275	Goldman Sachs SP (Asia) – HSI R Bull CBBC Feb 2013 A	2012/11/08	2012/11/09
64267	Credit Suisse AG – HSI R Bull CBBC Aug 2013 D	2012/11/08	2012/11/09
64352	Citigroup Global Mkt H Inc. – HSI R Bull CBBC Sep 2013 F	2012/11/08	2012/11/09
64340	BNP Paribas Arbit Issu B.V. – HSI R Bull CBBC Sep 2013 O	2012/11/08	2012/11/09
64287	J P Morgan SP BV – HSI R Bull CBBC Jun 2013 I	2012/11/08	2012/11/09
68409	HK Bank – CUni R Bull CBBC Jun 2013 A	2012/11/08	2012/11/09
64228	Credit Suisse AG – HSI R Bull CBBC Jul 2013 F	2012/11/09	2012/11/12
64285	Goldman Sachs SP (Asia) – HSI R Bull CBBC Feb 2013 C	2012/11/09	2012/11/12
64276	Goldman Sachs SP (Asia) – HSI R Bull CBBC Feb 2013 B	2012/11/09	2012/11/12
64512	BNP Paribas Arbit Issu B.V. – HSI R Bull CBBC Sep 2013 Q	2012/11/09	2012/11/12
64269	BNP Paribas Arbit Issu B.V. – HSI R Bull CBBC Sep 2013 N	2012/11/09	2012/11/12
64513	BNP Paribas Arbit Issu B.V. – HSI R Bull CBBC Sep 2013 R	2012/11/09	2012/11/12
64524	UBS AG – CC Bank R Bull CBBC Jul 2013 D	2012/11/09	2012/11/12
64266	SGA Societe Generale Acceptance N.V.-HSI R Bull CBBC Mar13 I	2012/11/09	2012/11/12
64249	Credit Suisse AG – HSI R Bull CBBC Aug 2013 C	2012/11/09	2012/11/12
64532	UBS AG – HSI R Bull CBBC Jul 2013 J	2012/11/09	2012/11/12
64533	UBS AG – HSI R Bull CBBC Jun 2013 Z	2012/11/09	2012/11/12
64534	UBS AG – HSI R Bull CBBC Jul 2013 K	2012/11/09	2012/11/12
64511	BNP Paribas Arbit Issu B.V. – HSI R Bull CBBC Sep 2013 P	2012/11/09	2012/11/12
64335	Daiwa Capital Mkt – HSI R Bull CBBC Apr 2013 D	2012/11/09	2012/11/12
64535	UBS AG – HSI R Bull CBBC May 2013 X	2012/11/09	2012/11/12
64215	UBS AG – HSI R Bull CBBC Jul 2013 H	2012/11/09	2012/11/12
64203	Merrill Lynch Int'l & Co. C.V. – HSI R Bull CBBC Mar 2013 D	2012/11/09	2012/11/12
64537	UBS AG – China Life R Bull CBBC Jun 2013 B	2012/11/09	2012/11/12
64195	BNP Paribas Arbit Issu B.V. – HSI R Bull CBBC Sep 2013 L	2012/11/09	2012/11/12
64186	SGA Societe Generale Acceptance N.V.-HSI R Bull CBBC Feb13 L	2012/11/09	2012/11/12
64179	Credit Suisse AG – HSI R Bull CBBC May 2013 J	2012/11/09	2012/11/12
64167	UBS AG – HSI R Bull CBBC Jun 2013 W	2012/11/09	2012/11/12
64132	SGA Societe Generale Acceptance N.V.-HSI R Bull CBBC Mar13 H	2012/11/09	2012/11/12
64075	HK Bank – HSI R Bull CBBC Aug 2013 C	2012/11/09	2012/11/12
62387	UBS AG – A50 China R Bull CBBC Nov 2012 A	2012/11/09	2012/11/13
64034	Citigroup Global Mkt H Inc. – HSI R Bull CBBC Sep 2013 E	2012/11/09	2012/11/12
64859	UBS AG – China Mobile R Bull CBBC Nov 2012 C	2012/11/09	2012/11/13
64536	UBS AG – HSI R Bull CBBC Jun 2013 H	2012/11/09	2012/11/12
64465	J P Morgan SP BV – HSI R Bull CBBC Jun 2013 K	2012/11/09	2012/11/12
64288	J P Morgan SP BV – HSI R Bull CBBC May 2013 L	2012/11/09	2012/11/12
64390	Credit Suisse AG – HSI R Bull CBBC Jul 2013 H	2012/11/09	2012/11/12
64391	Credit Suisse AG – HSI R Bull CBBC Jul 2013 I	2012/11/09	2012/11/12
64392	Credit Suisse AG – HSI R Bull CBBC Jul 2013 J	2012/11/09	2012/11/12
64394	Credit Suisse AG – HSI R Bull CBBC Jul 2013 K	2012/11/09	2012/11/12

List of expired CBBC, 2012 (continued)

Code	CBBC	Last trading date	Delisted date
64318	UBS AG – HSI R Bull CBBC May 2013 W	2012/11/09	2012/11/12
64396	SGA Societe Generale Acceptance N.V.-HSI R Bull CBBC Mar13 L	2012/11/09	2012/11/12
64235	SGA Societe Generale Acceptance N.V.-HSI R Bull CBBC Feb13 T	2012/11/09	2012/11/12
64372	HK Bank – China Life R Bull CBBC Jul 2013 B	2012/11/09	2012/11/12
62575	UBS AG – SHK Ppt R Bull CBBC Nov 2012 A	2012/11/09	2012/11/13
64467	J P Morgan SP BV – HSI R Bull CBBC Jun 2013 L	2012/11/09	2012/11/12
64311	SGA Societe Generale Acceptance N.V.-HSI R Bull CBBC Mar13 J	2012/11/09	2012/11/12
64495	Goldman Sachs SP (Asia) – HSI R Bull CBBC Feb 2013 F	2012/11/09	2012/11/12
64361	Merrill Lynch Int'l & Co. C.V. – HSI R Bull CBBC Mar 2013 E	2012/11/09	2012/11/12
64470	UBS AG – HSCEI R Bull CBBC Jul 2013 A	2012/11/09	2012/11/12
64362	Merrill Lynch Int'l & Co. C.V. – HSI R Bull CBBC Mar 2013 F	2012/11/09	2012/11/12
64490	Credit Suisse AG – HSI R Bull CBBC Jul 2013 L	2012/11/09	2012/11/12
64491	Credit Suisse AG – HSI R Bull CBBC Jul 2013 M	2012/11/09	2012/11/12
64363	Merrill Lynch Int'l & Co. C.V. – HSI R Bull CBBC Mar 2013 G	2012/11/09	2012/11/12
64306	Credit Suisse AG – HSI R Bull CBBC Jun 2013 J	2012/11/09	2012/11/12
64494	Citigroup Global Mkt H Inc. – HSI R Bull CBBC Sep 2013 G	2012/11/09	2012/11/12
64371	HK Bank – HSI R Bull CBBC Sep 2013 A	2012/11/09	2012/11/12
64398	SGA Societe Generale Acceptance N.V.-HSI R Bull CBBC Mar13 M	2012/11/09	2012/11/12
64496	Goldman Sachs SP (Asia) – HSI R Bull CBBC Feb 2013 G	2012/11/09	2012/11/12
63156	Bank of East Asia – CUni R Bull CBBC Feb 2013 A	2012/11/12	2012/11/13
64521	UBS AG – CUni R Bull CBBC Jun 2013 A	2012/11/12	2012/11/13
64373	HK Bank – CNBM R Bull CBBC Aug 2013 A	2012/11/12	2012/11/13
64557	UBS AG – HSI R Bull CBBC Jun 2013 I	2012/11/12	2012/11/13
64558	UBS AG – HSI R Bull CBBC Jul 2013 L	2012/11/12	2012/11/13
64561	UBS AG – HSI R Bull CBBC May 2013 Y	2012/11/12	2012/11/13
64570	SGA Societe Generale Acceptance N.V.-HSI R Bull CBBC Mar13 N	2012/11/12	2012/11/13
64568	SGA Societe Generale Acceptance N.V.-HSI R Bull CBBC Apr13 A	2012/11/12	2012/11/13
64553	Credit Suisse AG – HSI R Bull CBBC May 2013 K	2012/11/12	2012/11/13
64552	BNP Paribas Arbit Issu B.V. – HSI R Bull CBBC Sep 2013 S	2012/11/12	2012/11/13
64545	HK Bank – HSI R Bull CBBC Jul 2013 D	2012/11/12	2012/11/13
64544	Merrill Lynch Int'l & Co. C.V. – HSI R Bull CBBC Jun 2013 C	2012/11/12	2012/11/13
64543	Merrill Lynch Int'l & Co. C.V. – HSI R Bull CBBC Jun 2013 B	2012/11/12	2012/11/13
64542	Merrill Lynch Int'l & Co. C.V. – HSI R Bull CBBC Jun 2013 A	2012/11/12	2012/11/13
64555	Credit Suisse AG – HSI R Bull CBBC May 2013 M	2012/11/12	2012/11/13
64554	Credit Suisse AG – HSI R Bull CBBC May 2013 L	2012/11/12	2012/11/13
64618	UBS AG – A50 China R Bull CBBC Mar 2013 E	2012/11/13	2012/11/14
64517	UBS AG – HKEx R Bull CBBC Jun 2013 A	2012/11/13	2012/11/14
63887	UBS AG – HSI R Bull CBBC Mar 2013 Q	2012/11/13	2012/11/14
64610	UBS AG – HSI R Bull CBBC Jul 2013 M	2012/11/13	2012/11/14
64611	UBS AG – HSI R Bull CBBC May 2013 Z	2012/11/13	2012/11/14
63845	Citigroup Global Mkt H Inc. – HSI R Bull CBBC Sep 2013 D	2012/11/13	2012/11/14
63888	UBS AG – HSI R Bull CBBC Jul 2013 F	2012/11/13	2012/11/14
63831	Merrill Lynch Int'l & Co. C.V. – HSI R Bull CBBC Feb 2013 G	2012/11/13	2012/11/14
64609	Credit Suisse AG – HSI R Bull CBBC Jun 2013 M	2012/11/13	2012/11/14
64290	J P Morgan SP BV – HSI R Bull CBBC Jun 2013 J	2012/11/13	2012/11/14
63835	Merrill Lynch Int'l & Co. C.V. – HSI R Bull CBBC Feb 2013 H	2012/11/13	2012/11/14
63899	UBS AG – HSCEI R Bull CBBC Jun 2013 C	2012/11/13	2012/11/14
63900	HK Bank – HSI R Bull CBBC Jun 2013 F	2012/11/13	2012/11/14
63919	SGA Societe Generale Acceptance N.V.-HSI R Bull CBBC Mar13 D	2012/11/13	2012/11/14
64525	UBS AG – China Mobile R Bull CBBC May 2013 A	2012/11/13	2012/11/14
64527	UBS AG – China Shenhua R Bull CBBC Jul 2013 A	2012/11/13	2012/11/14
64608	SGA Societe Generale Acceptance N.V.-HSI R Bull CBBC Mar13 P	2012/11/13	2012/11/14
64529	UBS AG – ICBC R Bull CBBC Jul 2013 B	2012/11/13	2012/11/14
64607	SGA Societe Generale Acceptance N.V.-HSI R Bull CBBC Mar13 O	2012/11/13	2012/11/14
64370	HK Bank – A50 R Bull CBBC Oct 2013 A	2012/11/13	2012/11/14
64581	HK Bank – A50 R Bull CBBC Aug 2013 A	2012/11/13	2012/11/14
64548	HK Bank – ICBC R Bull CBBC Aug 2013 B	2012/11/13	2012/11/14
64010	HK Bank – HSCEI R Bull CBBC May 2013 A	2012/11/13	2012/11/14
63740	SGA Societe Generale Acceptance N.V.-HSI R Bull CBBC Feb13 M	2012/11/13	2012/11/14
63787	Credit Suisse AG – HSI R Bull CBBC Apr 2013 F	2012/11/13	2012/11/14
63718	Goldman Sachs SP (Asia) – HSI R Bull CBBC Jan 2013 I	2012/11/13	2012/11/14
63722	SGA Societe Generale Acceptance N.V.-HSI R Bull CBBC Feb13 B	2012/11/13	2012/11/14
64522	UBS AG – Anhui Conch R Bull CBBC Jul 2013 A	2012/11/13	2012/11/14
63759	Goldman Sachs SP (Asia) – HSI R Bull CBBC Jan 2013 J	2012/11/13	2012/11/14
63749	UBS AG – HSI R Bull CBBC Apr 2013 N	2012/11/13	2012/11/14
63752	Credit Suisse AG – HSI R Bull CBBC Jul 2013 A	2012/11/13	2012/11/14
63694	UBS AG – HSI R Bull CBBC Feb 2013 X	2012/11/13	2012/11/14
63755	BNP Paribas Arbit Issu B.V. – HSI R Bull CBBC Sep 2013 F	2012/11/13	2012/11/14
63756	BNP Paribas Arbit Issu B.V. – HSI R Bull CBBC Sep 2013 G	2012/11/13	2012/11/14
63680	Credit Suisse AG – HSI R Bull CBBC May 2013 D	2012/11/13	2012/11/14
64629	Credit Suisse AG – HSI R Bull CBBC Aug 2013 E	2012/11/14	2012/11/15
64594	HK Bank – China Mobile R Bull CBBC Aug 2013 A	2012/11/14	2012/11/15
64632	Credit Suisse AG – HSI R Bull CBBC Aug 2013 F	2012/11/14	2012/11/15
63616	BNP Paribas Arbit Issu B.V. – HSI R Bull CBBC Sep 2013 E	2012/11/15	2012/11/16
63665	Credit Suisse AG – HSI R Bull CBBC May 2013 C	2012/11/15	2012/11/16
63343	HK Bank – TCH R Bull CBBC Jun 2013 A	2012/11/15	2012/11/16
69883	HK Bank – PetCh R Bull CBBC Nov 2012 B	2012/11/15	2012/11/19
63860	Daiwa Capital Mkt – HSCEI R Bull CBBC May 2013 A	2012/11/15	2012/11/16
63596	SGA Societe Generale Acceptance N.V.-HSI R Bull CBBC Feb 13Z	2012/11/15	2012/11/16
64301	UBS AG – China Tel R Bull CBBC Jun 2013 A	2012/11/15	2012/11/16
60432	HK Bank – BOCL R Bear CBBC Nov 2012 A	2012/11/15	2012/11/19
63615	UBS AG – HSI R Bull CBBC Jan 2013 A	2012/11/15	2012/11/16
63619	Credit Suisse AG – HSI R Bull CBBC Jun 2013 B	2012/11/15	2012/11/16
63620	Credit Suisse AG – HSI R Bull CBBC Jun 2013 C	2012/11/15	2012/11/16
63797	SGA Societe Generale Acceptance N.V.-HSI R Bull CBBC Mar13 C	2012/11/15	2012/11/16
64367	HK Bank – TCH R Bull CBBC Jul 2013 A	2012/11/15	2012/11/16
63703	Merrill Lynch Int'l & Co. C.V. – HSI R Bull CBBC Feb 2013 D	2012/11/15	2012/11/16

List of expired CBBC, 2012 (continued)

Code	CBBC	Last trading date	Delisted date
64681	SGA Societe Generale Acceptance N.V.-HSI R Bull CBBC Apr13 B	2012/11/15	2012/11/16
60770	HK Bank – TCH R Bull CBBC Nov 2012 B	2012/11/15	2012/11/19
60820	HK Bank – CNOOC R Bear CBBC Nov 2012 B	2012/11/15	2012/11/19
64216	Credit Suisse AG – TCH R Bull CBBC Feb 2013 C	2012/11/15	2012/11/16
64217	Credit Suisse AG – TCH R Bull CBBC Feb 2013 D	2012/11/15	2012/11/16
63823	UBS AG – HSI R Bull CBBC Apr 2013 O	2012/11/15	2012/11/16
64096	UBS AG – TCH R Bull CBBC Jun 2013 B	2012/11/15	2012/11/16
63792	BNP Paribas Arbit Issu B.V. – HSCEI R Bull CBBC May 2013 B	2012/11/15	2012/11/16
64679	UBS AG – HSI R Bull CBBC Jun 2013 J	2012/11/15	2012/11/16
64682	SGA Societe Generale Acceptance N.V.-HSI R Bull CBBC Apr13 C	2012/11/15	2012/11/16
64687	UBS AG – HSI R Bull CBBC Jun 2013 G	2012/11/15	2012/11/16
63401	UBS AG – TCH R Bull CBBC Jul 2013 B	2012/11/15	2012/11/16
64678	Credit Suisse AG – HSI R Bull CBBC Aug 2013 G	2012/11/15	2012/11/16
64686	Credit Suisse AG – HSI R Bull CBBC Aug 2013 H	2012/11/15	2012/11/16
62416	UBS AG – Hutchison R Bull CBBC Nov 2012 A	2012/11/16	2012/11/20
62925	UBS AG – HSBC R Bull CBBC Nov 2012 B	2012/11/16	2012/11/20
67368	UBS AG – A50 China R Bear CBBC Nov 2012 B	2012/11/16	2012/11/20
62921	UBS AG – A50 China R Bear CBBC Nov 2012 A	2012/11/16	2012/11/20
63490	HK Bank – China Life R Bull CBBC Jun 2013 A	2012/11/16	2012/11/19
62783	UBS AG – Ping An R Bull CBBC Nov 2012 A	2012/11/16	2012/11/20
64724	UBS AG – HSI R Bull CBBC May 2013 D	2012/11/16	2012/11/19
63454	Credit Suisse AG – TCH R Bull CBBC Mar 2013 A	2012/11/16	2012/11/19
64113	HK Bank – Cheung Kong R Bull CBBC Aug 2013 A	2012/11/16	2012/11/19
64720	Credit Suisse AG – HSI R Bull CBBC May 2013 N	2012/11/16	2012/11/19
64721	Credit Suisse AG – HSI R Bull CBBC May 2013 O	2012/11/16	2012/11/19
64726	SGA Societe Generale Acceptance N.V.-HSI R Bull CBBC Apr13 D	2012/11/16	2012/11/19
64725	UBS AG – HSI R Bull CBBC May 2013 F	2012/11/16	2012/11/19
60397	HK Bank – TCH R Bull CBBC Nov 2012 A	2012/11/19	2012/11/21
64763	SGA Societe Generale Acceptance N.V.-HSI R Bull CBBC Apr13 E	2012/11/19	2012/11/20
64624	HK Bank – A50 R Bull CBBC Sep 2013 A	2012/11/19	2012/11/20
64774	UBS AG – HSI R Bull CBBC Jun 2013 L	2012/11/19	2012/11/20
68104	HK Bank – TCH R Bull CBBC May 2013 A	2012/11/19	2012/11/20
64766	Credit Suisse AG – HSI R Bull CBBC Jun 2013 N	2012/11/19	2012/11/20
64329	UBS AG – A50 China R Bull CBBC Mar 2013 D	2012/11/19	2012/11/20
64796	Credit Suisse AG – HSI R Bear CBBC Mar 2013 M	2012/11/20	2012/11/21
64764	SGA Societe Generale Acceptance N.V.-HSI R Bear CBBC Mar13 O	2012/11/20	2012/11/21
64798	UBS AG – HSI R Bear CBBC Mar 2013 S	2012/11/20	2012/11/21
64775	UBS AG – HSI R Bear CBBC Apr 2013 R	2012/11/20	2012/11/21
64800	SGA Societe Generale Acceptance N.V.-HSI R Bear CBBC Mar13 Q	2012/11/20	2012/11/21
64795	Credit Suisse AG – HSI R Bear CBBC Mar 2013 U	2012/11/20	2012/11/21
64802	Merrill Lynch Int'l & Co. C.V. – HSI R Bear CBBC Jun 2013 N	2012/11/20	2012/11/21
64797	UBS AG – HSI R Bear CBBC Feb 2013 F	2012/11/20	2012/11/21
64803	Merrill Lynch Int'l & Co. C.V. – HSI R Bear CBBC Jun 2013 O	2012/11/20	2012/11/21
64807	BNP Paribas Arbit Issu B.V. – HSI R Bear CBBC Mar 2013 A	2012/11/20	2012/11/21
64809	BNP Paribas Arbit Issu B.V. – HSI R Bear CBBC Mar 2013 B	2012/11/20	2012/11/21
64801	SGA Societe Generale Acceptance N.V.-HSI R Bear CBBC Mar13 R	2012/11/20	2012/11/21
64784	UBS AG – HSI R Bull CBBC Jul 2013 N	2012/11/20	2012/11/21
64799	Citigroup Global Mkt H Inc. – HSI R Bear CBBC Feb 2013 F	2012/11/20	2012/11/21
64788	Credit Suisse AG – HSI R Bear CBBC Mar 2013 S	2012/11/20	2012/11/21
64758	Goldman Sachs SP (Asia) – HSI R Bear CBBC Feb 2013 S	2012/11/20	2012/11/21
64767	Credit Suisse AG – HSI R Bear CBBC Mar 2013 B	2012/11/20	2012/11/21
64783	SGA Societe Generale Acceptance N.V.-HSI R Bull CBBC Apr13 F	2012/11/20	2012/11/21
64759	UBS AG – HSI R Bear CBBC Feb 2013 T	2012/11/20	2012/11/21
64785	Credit Suisse AG – HSI R Bull CBBC Aug 2013 I	2012/11/20	2012/11/21
64741	Credit Suisse AG – HSI R Bear CBBC Feb 2013 C	2012/11/20	2012/11/21
64734	Credit Suisse AG – HSI R Bear CBBC Feb 2013 B	2012/11/20	2012/11/21
64828	Goldman Sachs SP (Asia) – HSI R Bull CBBC Feb 2013 J	2012/11/21	2012/11/22
64819	Credit Suisse AG – HSI R Bull CBBC Jul 2013 O	2012/11/21	2012/11/22
64829	J P Morgan SP BV – HSI R Bull CBBC Jun 2013 M	2012/11/21	2012/11/22
64833	J P Morgan SP BV – HSI R Bear CBBC Mar 2013 D	2012/11/21	2012/11/22
64821	BNP Paribas Arbit Issu B.V. – HSI R Bull CBBC Sep 2013 U	2012/11/21	2012/11/22
64762	BNP Paribas Arbit Issu B.V. – HSI R Bear CBBC Apr 2013 U	2012/11/21	2012/11/22
64820	BNP Paribas Arbit Issu B.V. – HSI R Bull CBBC Sep 2013 T	2012/11/21	2012/11/22
64826	Goldman Sachs SP (Asia) – HSI R Bull CBBC Feb 2013 I	2012/11/21	2012/11/22
64816	UBS AG – HSI R Bull CBBC May 2013 J	2012/11/21	2012/11/22
64813	Credit Suisse AG – HSI R Bull CBBC Jul 2013 N	2012/11/21	2012/11/22
64812	UBS AG – HSI R Bear CBBC Mar 2013 M	2012/11/21	2012/11/22
64810	Credit Suisse AG – HSI R Bear CBBC Feb 2013 T	2012/11/21	2012/11/22
64743	Merrill Lynch Int'l & Co. C.V. – HSI R Bear CBBC Jun 2013 J	2012/11/21	2012/11/22
64732	Credit Suisse AG – HSI R Bear CBBC Feb 2013 Q	2012/11/21	2012/11/22
64727	SGA Societe Generale Acceptance N.V.-HSI R Bear CBBC Mar13 M	2012/11/21	2012/11/22
64794	UBS AG – HSI R Bear CBBC Feb 2013 O	2012/11/21	2012/11/22
64811	Credit Suisse AG – HSI R Bear CBBC Feb 2013 U	2012/11/21	2012/11/22
64750	Goldman Sachs SP (Asia) – HSI R Bear CBBC Feb 2013 Q	2012/11/22	2012/11/23
64850	SGA Societe Generale Acceptance N.V.-HSI R Bear CBBC Mar13 S	2012/11/22	2012/11/23
64747	Merrill Lynch Int'l & Co. C.V. – HSI R Bear CBBC Jun 2013 L	2012/11/22	2012/11/23
64776	UBS AG – HSI R Bear CBBC Mar 2013 P	2012/11/22	2012/11/23
64792	UBS AG – HSCEI R Bear CBBC Mar 2013 D	2012/11/22	2012/11/23
64793	UBS AG – HSI R Bear CBBC May 2013 S	2012/11/22	2012/11/23
64832	J P Morgan SP BV – HSI R Bear CBBC Mar 2013 C	2012/11/22	2012/11/23
64768	Credit Suisse AG – HSI R Bear CBBC Mar 2013 K	2012/11/22	2012/11/23
64844	Credit Suisse AG – HSI R Bear CBBC Feb 2013 M	2012/11/22	2012/11/23
64765	SGA Societe Generale Acceptance N.V.-HSI R Bear CBBC Mar13 P	2012/11/22	2012/11/23
64851	SGA Societe Generale Acceptance N.V.-HSI R Bear CBBC Mar13 T	2012/11/22	2012/11/23
64852	Credit Suisse AG – HSI R Bear CBBC Feb 2013 S	2012/11/22	2012/11/23
64853	Credit Suisse AG – HSI R Bear CBBC Feb 2013 V	2012/11/22	2012/11/23
64854	UBS AG – HSI R Bear CBBC Apr 2013 U	2012/11/22	2012/11/23

List of expired CBBC, 2012 (continued)

Code	CBBC	Last trading date	Delisted date
64855	UBS AG – HSI R Bear CBBC Apr 2013 I	2012/11/22	2012/11/23
64856	BNP Paribas Arbit Issu B.V. – HSI R Bear CBBC Mar 2013 C	2012/11/22	2012/11/23
64842	Credit Suisse AG – HSI R Bear CBBC Feb 2013 D	2012/11/22	2012/11/23
64728	SGA Societe Generale Acceptance N.V.-HSI R Bear CBBC Mar13 N	2012/11/22	2012/11/23
64689	Credit Suisse AG – HSI R Bear CBBC Feb 2013 A	2012/11/22	2012/11/23
64690	Credit Suisse AG – HSI R Bear CBBC Feb 2013 K	2012/11/22	2012/11/23
64695	UBS AG – HSI R Bear CBBC Apr 2013 P	2012/11/22	2012/11/23
64699	SGA Societe Generale Acceptance N.V.-HSI R Bear CBBC Mar13 L	2012/11/22	2012/11/23
64712	Goldman Sachs SP (Asia) – HSI R Bear CBBC Feb 2013 P	2012/11/22	2012/11/23
64769	Credit Suisse AG – HSI R Bear CBBC Mar 2013 R	2012/11/22	2012/11/23
64714	BNP Paribas Arbit Issu B.V. – HSI R Bear CBBC Apr 2013 S	2012/11/22	2012/11/23
64688	Credit Suisse AG – HSI R Bear CBBC Feb 2013 O	2012/11/22	2012/11/23
64730	Credit Suisse AG – HSI R Bear CBBC Feb 2013 P	2012/11/22	2012/11/23
64746	Merrill Lynch Int'l & Co. C.V. – HSI R Bear CBBC Jun 2013 K	2012/11/22	2012/11/23
64749	Citigroup Global Mkt H Inc. – HSI R Bear CBBC Feb 2013 E	2012/11/22	2012/11/23
64694	UBS AG – HSI R Bear CBBC Feb 2013 S	2012/11/22	2012/11/23
64751	Goldman Sachs SP (Asia) – HSI R Bear CBBC Feb 2013 R	2012/11/22	2012/11/23
64760	UBS AG – HSI R Bear CBBC Mar 2013 O	2012/11/22	2012/11/23
64713	BNP Paribas Arbit Issu B.V. – HSI R Bear CBBC Apr 2013 R	2012/11/22	2012/11/23
64778	HK Bank – HSI R Bear CBBC Jul 2013 E	2012/11/23	2012/11/26
64873	UBS AG – TCH R Bear CBBC Mar 2013 C	2012/11/23	2012/11/26
64867	Credit Suisse AG – HSI R Bear CBBC Feb 2013 X	2012/11/23	2012/11/26
64866	Credit Suisse AG – HSI R Bear CBBC Feb 2013 W	2012/11/23	2012/11/26
64860	HK Bank – HSI R Bear CBBC Sep 2013 D	2012/11/23	2012/11/26
64761	UBS AG – HSI R Bear CBBC Feb 2013 M	2012/11/23	2012/11/26
65997	Credit Suisse AG – TCH R Bull CBBC Nov 2012 C	2012/11/23	2012/11/27
64384	Credit Suisse AG – HSI R Bear CBBC Feb 2013 R	2012/11/23	2012/11/26
62779	UBS AG – HKEx R Bull CBBC Nov 2012 A	2012/11/23	2012/11/27
64830	J P Morgan SP BV – HSI R Bear CBBC Mar 2013 B	2012/11/23	2012/11/26
64612	Credit Suisse AG – HSI R Bear CBBC Mar 2013 P	2012/11/23	2012/11/26
64386	UBS AG – HSI R Bear CBBC Mar 2013 I	2012/11/23	2012/11/26
64617	SGA Societe Generale Acceptance N.V.-HSI R Bear CBBC Feb13 A	2012/11/23	2012/11/26
65131	UBS AG – Hutchison R Bull CBBC Nov 2012 B	2012/11/23	2012/11/27
64619	UBS AG – HSI R Bear CBBC Apr 2013 G	2012/11/23	2012/11/26
64703	Merrill Lynch Int'l & Co. C.V. – HSI R Bear CBBC Jun 2013 I	2012/11/23	2012/11/26
67407	UBS AG – CNOOC R Bear CBBC Nov 2012 A	2012/11/23	2012/11/27
64748	Merrill Lynch Int'l & Co. C.V. – HSI R Bear CBBC Jun 2013 M	2012/11/23	2012/11/26
64729	Credit Suisse AG – HSI R Bear CBBC Feb 2013 L	2012/11/23	2012/11/26
64719	BNP Paribas Arbit Issu B.V. – HSI R Bear CBBC Apr 2013 T	2012/11/23	2012/11/26
64683	SGA Societe Generale Acceptance N.V.-HSI R Bear CBBC Mar13 J	2012/11/23	2012/11/26
64711	Goldman Sachs SP (Asia) – HSI R Bear CBBC Feb 2013 O	2012/11/23	2012/11/26
62384	UBS AG – China Mobile R Bull CBBC Nov 2012 A	2012/11/23	2012/11/27
64692	Citigroup Global Mkt H Inc. – HSI R Bear CBBC Feb 2013 C	2012/11/23	2012/11/26
64616	BNP Paribas Arbit Issu B.V. – HSI R Bear CBBC Apr 2013 M	2012/11/23	2012/11/26
62922	UBS AG – China Life R Bull CBBC Nov 2012 A	2012/11/23	2012/11/27
62880	HK Bank – A50 R Bear CBBC Nov 2012 E	2012/11/23	2012/11/27
64705	Goldman Sachs SP (Asia) – HSI R Bear CBBC Feb 2013 N	2012/11/26	2012/11/27
64897	Citigroup Global Mkt H Inc. – HSI R Bear CBBC Feb 2013 G	2012/11/26	2012/11/27
64896	Credit Suisse AG – HSI R Bear CBBC Mar 2013 C	2012/11/26	2012/11/27
64894	SGA Societe Generale Acceptance N.V.-HSI R Bear CBBC Mar13 U	2012/11/26	2012/11/27
64883	Goldman Sachs SP (Asia) – HSI R Bear CBBC Feb 2013 U	2012/11/26	2012/11/27
64882	Goldman Sachs SP (Asia) – HSI R Bear CBBC Feb 2013 T	2012/11/26	2012/11/27
64630	Credit Suisse AG – HSI R Bear CBBC Feb 2013 F	2012/11/26	2012/11/27
64631	UBS AG – HSI R Bear CBBC Mar 2013 K	2012/11/26	2012/11/27
64923	UBS AG – HSI R Bear CBBC Feb 2013 U	2012/11/27	2012/11/28
64779	HK Bank – HSI R Bear CBBC Aug 2013 D	2012/11/27	2012/11/28
64928	BNP Paribas Arbit Issu B.V. – HSI R Bear CBBC Mar 2013 E	2012/11/27	2012/11/28
64929	Citigroup Global Mkt H Inc. – HSI R Bear CBBC Feb 2013 H	2012/11/27	2012/11/28
61382	HK Bank – A50 R Bear CBBC Nov 2012 C	2012/11/27	2012/11/29
64922	Credit Suisse AG – HSI R Bear CBBC Feb 2013 Y	2012/11/27	2012/11/28
61368	HK Bank – A50 R Bear CBBC Nov 2012 A	2012/11/27	2012/11/29
64614	BNP Paribas Arbit Issu B.V. – HSI R Bear CBBC Apr 2013 Q	2012/11/27	2012/11/28
64685	SGA Societe Generale Acceptance N.V.-HSI R Bear CBBC Mar13 K	2012/11/27	2012/11/28
64701	Merrill Lynch Int'l & Co. C.V. – HSI R Bear CBBC Jun 2013 G	2012/11/27	2012/11/28
60917	HK Bank – TCH R Bull CBBC Nov 2012 C	2012/11/27	2012/11/29
61381	HK Bank – A50 R Bear CBBC Nov 2012 B	2012/11/27	2012/11/29
64917	SGA Societe Generale Acceptance N.V.-HSI R Bear CBBC Mar13 X	2012/11/27	2012/11/28
64914	SGA Societe Generale Acceptance N.V.-HSI R Bear CBBC Mar13 V	2012/11/27	2012/11/28
62879	HK Bank – A50 R Bear CBBC Nov 2012 D	2012/11/27	2012/11/29
64385	Credit Suisse AG – HSI R Bear CBBC Feb 2013 E	2012/11/27	2012/11/28
64927	BNP Paribas Arbit Issu B.V. – HSI R Bear CBBC Mar 2013 D	2012/11/27	2012/11/28
64921	SGA Societe Generale Acceptance N.V.-HSI R Bear CBBC Mar13 Y	2012/11/27	2012/11/28
60773	HK Bank – HKEx R Bear CBBC Nov 2012 C	2012/11/27	2012/11/29
64388	UBS AG – HSI R Bear CBBC Feb 2013 P	2012/11/27	2012/11/28
64916	SGA Societe Generale Acceptance N.V.-HSI R Bear CBBC Mar13 W	2012/11/27	2012/11/28
64693	Citigroup Global Mkt H Inc. – HSI R Bear CBBC Feb 2013 D	2012/11/27	2012/11/28
62171	SGA Societe Generale Acceptance N.V.-HSI R Bull CBBC Nov 12G	2012/11/28	2012/11/30
62208	Credit Suisse AG – HSI R Bull CBBC Nov 2012 S	2012/11/28	2012/11/30
62209	Credit Suisse AG – HSI R Bull CBBC Nov 2012 T	2012/11/28	2012/11/30
62167	SGA Societe Generale Acceptance N.V.-HSI R Bull CBBC Nov 12E	2012/11/28	2012/11/30
62206	Credit Suisse AG – HSI R Bull CBBC Nov 2012 Q	2012/11/28	2012/11/30
62166	SGA Societe Generale Acceptance N.V.-HSI R Bull CBBC Nov 12D	2012/11/28	2012/11/30
67306	SGA Societe Generale Acceptance N.V.-HSI R Bull CBBC Nov 12I	2012/11/28	2012/11/30
62236	SGA Societe Generale Acceptance N.V.-HSI R Bull CBBC Nov 12Y	2012/11/28	2012/11/30
62654	Credit Suisse AG – HSI R Bull CBBC Nov 2012 U	2012/11/28	2012/11/30
60524	UBS AG – HSI R Bear CBBC Nov 2012 C	2012/11/28	2012/11/30
62058	UBS AG – HSI R Bull CBBC Nov 2012 Z	2012/11/28	2012/11/30

List of expired CBBC, 2012 (continued)

Code	CBBC	Last trading date	Delisted date
62205	Credit Suisse AG – HSI R Bull CBBC Nov 2012 P	2012/11/28	2012/11/30
67500	SGA Societe Generale Acceptance N.V.-HSI R Bull CBBC Nov 12K	2012/11/28	2012/11/30
61968	UBS AG – HSCEI R Bull CBBC Nov 2012 A	2012/11/28	2012/11/30
62679	J P Morgan SP BV – HSI R Bull CBBC Nov 2012 C	2012/11/28	2012/11/30
62677	J P Morgan SP BV – HSI R Bull CBBC Nov 2012 B	2012/11/28	2012/11/30
62680	J P Morgan SP BV – HSI R Bull CBBC Nov 2012 D	2012/11/28	2012/11/30
62674	J P Morgan SP BV – HSI R Bull CBBC Nov 2012 A	2012/11/28	2012/11/30
62748	Credit Suisse AG – HSI R Bull CBBC Nov 2012 J	2012/11/28	2012/11/30
67533	Goldman Sachs SP (Asia) – HSI R Bull CBBC Nov 2012 A	2012/11/28	2012/11/30
62207	Credit Suisse AG – HSI R Bull CBBC Nov 2012 R	2012/11/28	2012/11/30
64932	Merrill Lynch Int'l & Co. C.V. – HSI R Bear CBBC Jun 2013 P	2012/11/28	2012/11/29
60413	Credit Suisse AG – HSI R Bear CBBC Nov 2012 D	2012/11/28	2012/11/30
64905	UBS AG – A50 China R Bull CBBC Mar 2013 F	2012/11/28	2012/11/29
62852	SGA Societe Generale Acceptance N.V.-HSI R Bull CBBC Nov 12Q	2012/11/28	2012/11/30
62855	Credit Suisse AG – HSI R Bull CBBC Nov 2012 X	2012/11/28	2012/11/30
62864	UBS AG – HSI R Bull CBBC Nov 2012 A	2012/11/28	2012/11/30
62865	Credit Suisse AG – HSI R Bull CBBC Nov 2012 W	2012/11/28	2012/11/30
62331	SGA Societe Generale Acceptance N.V.-HSI R Bull CBBC Nov 12R	2012/11/28	2012/11/30
62870	UBS AG – HSI R Bull CBBC Nov 2012 D	2012/11/28	2012/11/30
62330	SGA Societe Generale Acceptance N.V.-HSI R Bull CBBC Nov 12C	2012/11/28	2012/11/30
64933	Merrill Lynch Int'l & Co. C.V. – HSI R Bear CBBC Jun 2013 Q	2012/11/28	2012/11/29
64934	Credit Suisse AG – HSI R Bear CBBC Mar 2013 V	2012/11/28	2012/11/29
64938	UBS AG – HSI R Bear CBBC Mar 2013 T	2012/11/28	2012/11/29
64947	UBS AG – HSI R Bear CBBC Mar 2013 L	2012/11/28	2012/11/29
64953	Credit Suisse AG – HSI R Bear CBBC Mar 2013 W	2012/11/28	2012/11/29
60828	Credit Suisse AG – HSI R Bear CBBC Nov 2012 N	2012/11/28	2012/11/30
62944	Credit Suisse AG – HSI R Bull CBBC Nov 2012 Y	2012/11/28	2012/11/30
62868	SGA Societe Generale Acceptance N.V.-HSI R Bull CBBC Nov 12S	2012/11/28	2012/11/30
60808	Credit Suisse AG – HSI R Bear CBBC Nov 2012 M	2012/11/28	2012/11/30
60476	Credit Suisse AG – HSI R Bear CBBC Nov 2012 H	2012/11/28	2012/11/30
62728	SGA Societe Generale Acceptance N.V.-HSI R Bull CBBC Nov 12M	2012/11/28	2012/11/30
64356	SGA Societe Generale Acceptance NV -HSCEI R Bull CBBC Nov12A	2012/11/28	2012/11/30
60434	Credit Suisse AG – HSI R Bear CBBC Nov 2012 F	2012/11/28	2012/11/30
60415	Credit Suisse AG – HSI R Bear CBBC Nov 2012 E	2012/11/28	2012/11/30
62639	SGA Societe Generale Acceptance N.V.-HSI R Bull CBBC Nov 12A	2012/11/28	2012/11/30
60724	HK Bank – HSI R Bear CBBC Nov 2012 E	2012/11/28	2012/11/30
60406	Credit Suisse AG – HSI R Bull CBBC Nov 2012 B	2012/11/28	2012/11/30
62726	SGA Societe Generale Acceptance N.V.-HSI R Bull CBBC Nov 12J	2012/11/28	2012/11/30
62737	UBS AG – HSI R Bull CBBC Nov 2012 Y	2012/11/28	2012/11/30
63967	Daiwa Capital Mkt – HSI R Bull CBBC Nov 2012 F	2012/11/28	2012/11/30
62727	SGA Societe Generale Acceptance N.V.-HSI R Bull CBBC Nov 12L	2012/11/28	2012/11/30
62970	Credit Suisse AG – HSI R Bull CBBC Nov 2012 G	2012/11/28	2012/11/30
60263	Credit Suisse AG – HSI R Bear CBBC Nov 2012 A	2012/11/28	2012/11/30
66104	UBS AG – HSCEI R Bear CBBC Nov 2012 A	2012/11/28	2012/11/30
62329	SGA Societe Generale Acceptance N.V.-HSI R Bull CBBC Nov 12P	2012/11/28	2012/11/30
60407	Credit Suisse AG – HSI R Bull CBBC Nov 2012 C	2012/11/28	2012/11/30
62237	SGA Societe Generale Acceptance N.V.-HSI R Bull CBBC Nov 12Z	2012/11/28	2012/11/30
62503	UBS AG – HSI R Bull CBBC Nov 2012 B	2012/11/28	2012/11/30
67365	Merrill Lynch Int'l & Co. C.V. – HSI R Bull CBBC Nov 2012 E	2012/11/28	2012/11/30
62412	UBS AG – HSCEI R Bull CBBC Nov 2012 B	2012/11/28	2012/11/30
62242	UBS AG – HSI R Bull CBBC Nov 2012 S	2012/11/28	2012/11/30
64834	SGA Societe Generale Acceptance NV -HSCEI R Bull CBBC Nov12D	2012/11/28	2012/11/30
60632	HK Bank – HSI R Bear CBBC Nov 2012 B	2012/11/28	2012/11/30
62238	SGA Societe Generale Acceptance N.V.-HSI R Bull CBBC Nov 12F	2012/11/28	2012/11/30
62437	UBS AG – HSI R Bull CBBC Nov 2012 G	2012/11/28	2012/11/30
62241	UBS AG – HSI R Bull CBBC Nov 2012 R	2012/11/28	2012/11/30
66920	Goldman Sachs SP (Asia) – HSI R Bull CBBC Nov 2012 B	2012/11/28	2012/11/30
66741	Credit Suisse AG – HSI R Bull CBBC Nov 2012 E	2012/11/28	2012/11/30
64977	Credit Suisse AG – HSI R Bear CBBC Mar 2013 F	2012/11/29	2012/11/30
62561	Credit Suisse AG – Hutchison R Bull CBBC Nov 2012 A	2012/11/29	2012/12/03
64984	UBS AG – HSI R Bear CBBC Mar 2013 W	2012/11/29	2012/11/30
62564	Credit Suisse AG – Hutchison R Bull CBBC Nov 2012 C	2012/11/29	2012/12/03
64968	Credit Suisse AG – HSI R Bear CBBC Mar 2013 D	2012/11/29	2012/11/30
62282	Credit Suisse AG – HKEx R Bull CBBC Nov 2012 A	2012/11/29	2012/12/03
64967	SGA Societe Generale Acceptance N.V.-HSI R Bear CBBC Mar13 Z	2012/11/29	2012/11/30
64969	Credit Suisse AG – HSI R Bear CBBC Mar 2013 E	2012/11/29	2012/11/30
62562	Credit Suisse AG – Hutchison R Bull CBBC Nov 2012 B	2012/11/29	2012/12/03
64974	UBS AG – HSI R Bear CBBC Mar 2013 G	2012/11/29	2012/11/30
62390	UBS AG – China Life R Bull CBBC Dec 2012 B	2012/11/30	2012/12/04
64606	SGA Societe Generale Acceptance N.V.-HSI R Bear CBBC Feb13 M	2012/11/30	2012/12/03
65035	Credit Suisse AG – HSI R Bear CBBC Mar 2013 Z	2012/11/30	2012/12/03
61973	UBS AG – HKEx R Bull CBBC Dec 2012 A	2012/11/30	2012/12/04
65037	Citigroup Global Mkt H Inc. – HSI R Bear CBBC Mar 2013 B	2012/11/30	2012/12/03
65032	UBS AG – HSI R Bear CBBC Apr 2013 Q	2012/11/30	2012/12/03
65031	Credit Suisse AG – HSI R Bear CBBC Mar 2013 A	2012/11/30	2012/12/03
64566	Credit Suisse AG – HSI R Bear CBBC Mar 2013 O	2012/11/30	2012/12/03
65039	UBS AG – HSI R Bear CBBC Apr 2013 W	2012/11/30	2012/12/03
62510	UBS AG – Hutchison R Bull CBBC Dec 2012 A	2012/11/30	2012/12/04
64571	UBS AG – HSI R Bear CBBC Apr 2013 N	2012/11/30	2012/12/03
66552	UBS AG – Sands China R Bull CBBC Dec 2012 A	2012/11/30	2012/12/04
62924	UBS AG – TCH R Bull CBBC Dec 2012 A	2012/11/30	2012/12/04
62959	HK Bank – BOCL R Bear CBBC Mar 2013 A	2012/11/30	2012/12/03
62295	UBS AG – CC Bank R Bull CBBC Dec 2012 C	2012/11/30	2012/12/04
65019	Goldman Sachs SP (Asia) – HSI R Bear CBBC Mar 2013 A	2012/11/30	2012/12/03
67408	UBS AG – CNOOC R Bull CBBC Dec 2012 B	2012/11/30	2012/12/04
62507	UBS AG – Ping An R Bear CBBC Dec 2012 A	2012/11/30	2012/12/04
61971	UBS AG – China Mobile R Bear CBBC Dec 2012 A	2012/11/30	2012/12/04

List of expired CBBC, 2012 (continued)

Code	CBBC	Last trading date	Delisted date
64704	Goldman Sachs SP (Asia) – HSI R Bear CBBC Feb 2013 M	2012/11/30	2012/12/03
64702	Merrill Lynch Int'l & Co. C.V. – HSI R Bear CBBC Jun 2013 H	2012/11/30	2012/12/03
65048	Credit Suisse AG – HSI R Bull CBBC Jul 2013 Z	2012/12/03	2012/12/04
65045	Credit Suisse AG – HSI R Bull CBBC Aug 2013 M	2012/12/03	2012/12/04
66272	Credit Suisse AG – HSI R Bear CBBC Dec 2012 Y	2012/12/03	2012/12/04
64620	UBS AG – HSI R Bear CBBC May 2013 R	2012/12/03	2012/12/04
64613	Credit Suisse AG – HSI R Bear CBBC Mar 2013 Q	2012/12/03	2012/12/04
65033	SGA Societe Generale Acceptance N.V.-HSI R Bull CBBC Jun13 I	2012/12/03	2012/12/04
64999	Merrill Lynch Int'l & Co. C.V. – HSI R Bull CBBC Jun 2013 E	2012/12/03	2012/12/04
64565	BNP Paribas Arbit Issu B.V. – HSI R Bear CBBC Apr 2013 H	2012/12/03	2012/12/04
64573	Goldman Sachs SP (Asia) – HSI R Bear CBBC Feb 2013 K	2012/12/03	2012/12/04
64986	Credit Suisse AG – HSI R Bull CBBC Jul 2013 X	2012/12/03	2012/12/04
65104	UBS AG – HSI R Bull CBBC Jul 2013 S	2012/12/03	2012/12/04
64399	SGA Societe Generale Acceptance N.V.-HSI R Bear CBBC Feb13 J	2012/12/03	2012/12/04
65121	J P Morgan SP BV – HSI R Bear CBBC Apr 2013 H	2012/12/03	2012/12/04
65120	J P Morgan SP BV – HSI R Bear CBBC May 2013 S	2012/12/03	2012/12/04
65117	BNP Paribas Arbit Issu B.V. – HSI R Bear CBBC Mar 2013 F	2012/12/03	2012/12/04
65115	Goldman Sachs SP (Asia) – HSI R Bull CBBC Mar 2013 F	2012/12/03	2012/12/04
65114	UBS AG – HSI R Bear CBBC Mar 2013 X	2012/12/03	2012/12/04
65051	BNP Paribas Arbit Issu B.V. – HSI R Bull CBBC Sep 2013 K	2012/12/03	2012/12/04
65113	SGA Societe Generale Acceptance N.V.-HSI R Bear CBBC Mar13 O	2012/12/03	2012/12/04
65097	Credit Suisse AG – HSI R Bear CBBC Mar 2013 T	2012/12/03	2012/12/04
64389	Credit Suisse AG – HSI R Bear CBBC Feb 2013 Z	2012/12/03	2012/12/04
65092	Citigroup Global Mkt H Inc. – HSI R Bear CBBC Mar 2013 E	2012/12/03	2012/12/04
65065	HK Bank – A50 R Bull CBBC May 2013 C	2012/12/03	2012/12/04
68587	SGA Societe Generale Acceptance N.V.-HSI R Bear CBBC Jan 13U	2012/12/03	2012/12/04
65057	UBS AG – HSI R Bull CBBC Jun 2013 V	2012/12/03	2012/12/04
65050	BNP Paribas Arbit Issu B.V. – HSI R Bull CBBC Sep 2013 J	2012/12/03	2012/12/04
65060	Citigroup Global Mkt H Inc. – HSI R Bull CBBC Sep 2013 L	2012/12/03	2012/12/04
68353	UBS AG – HSI R Bear CBBC Mar 2013 R	2012/12/03	2012/12/04
65058	UBS AG – HSI R Bull CBBC Jun 2013 X	2012/12/03	2012/12/04
65049	Credit Suisse AG – HSI R Bull CBBC Jul 2013 B	2012/12/03	2012/12/04
65088	Credit Suisse AG – HSI R Bull CBBC Jun 2013 Q	2012/12/03	2012/12/04
65138	Citigroup Global Mkt H Inc. – HSI R Bull CBBC Sep 2013 O	2012/12/04	2012/12/05
65016	Goldman Sachs SP (Asia) – HSI R Bull CBBC Mar 2013 E	2012/12/04	2012/12/05
65143	Credit Suisse AG – HSI R Bear CBBC Mar 2013 M	2012/12/04	2012/12/05
65146	UBS AG – HSI R Bear CBBC Mar 2013 V	2012/12/04	2012/12/05
65147	UBS AG – HSI R Bull CBBC May 2013 N	2012/12/04	2012/12/05
64987	Credit Suisse AG – HSI R Bull CBBC Jul 2013 Y	2012/12/04	2012/12/05
65128	Credit Suisse AG – HSI R Bull CBBC Jun 2013 R	2012/12/04	2012/12/05
64991	BNP Paribas Arbit Issu B.V. – HSI R Bull CBBC Sep 2013 Z	2012/12/04	2012/12/05
65011	UBS AG – HSI R Bull CBBC Jul 2013 R	2012/12/04	2012/12/05
65086	Credit Suisse AG – HSI R Bull CBBC Jun 2013 P	2012/12/04	2012/12/05
65089	SGA Societe Generale Acceptance N.V.-HSI R Bull CBBC Jun13 K	2012/12/04	2012/12/05
66290	Credit Suisse AG – HSI R Bear CBBC Apr 2013 E	2012/12/05	2012/12/06
64906	UBS AG – CC Bank R Bear CBBC May 2013 C	2012/12/05	2012/12/06
64015	Credit Suisse AG – HSI R Bear CBBC Feb 2013 J	2012/12/05	2012/12/06
67913	Daiwa Capital Mkt – HSI R Bear CBBC May 2013 B	2012/12/05	2012/12/06
65167	Citigroup Global Mkt H Inc. – HSI R Bear CBBC Mar 2013 I	2012/12/05	2012/12/06
65262	UBS AG – TCH R Bull CBBC Jul 2013 A	2012/12/05	2012/12/06
63669	UBS AG – HSI R Bear CBBC Apr 2013 Y	2012/12/05	2012/12/06
64911	HK Bank – A50 R Bear CBBC Jun 2013 B	2012/12/05	2012/12/06
64791	UBS AG – A50 China R Bear CBBC Mar 2013 A	2012/12/05	2012/12/06
65967	SGA Societe Generale Acceptance N.V.-HSI R Bear CBBC Feb 13B	2012/12/05	2012/12/06
63538	HK Bank – HSI R Bear CBBC Jun 2013 C	2012/12/05	2012/12/06
65137	SGA Societe Generale Acceptance N.V.-HSI R Bear CBBC Mar 13Q	2012/12/05	2012/12/06
65135	UBS AG – HSI R Bear CBBC Apr 2013 X	2012/12/05	2012/12/06
65134	Credit Suisse AG – HSI R Bear CBBC Mar 2013 B	2012/12/05	2012/12/06
65169	Citigroup Global Mkt H Inc. – HSI R Bear CBBC Mar 2013 J	2012/12/05	2012/12/06
65170	BNP Paribas Arbit Issu B.V. – HSI R Bear CBBC Mar 2013 G	2012/12/05	2012/12/06
65171	BNP Paribas Arbit Issu B.V. – HSI R Bear CBBC Mar 2013 H	2012/12/05	2012/12/06
65148	HK Bank – Galaxy Ent R Bull CBBC Aug 2013 A	2012/12/05	2012/12/06
63598	Citigroup Global Mkt H Inc. – HSI R Bear CBBC Jan 2013 L	2012/12/05	2012/12/06
63772	J P Morgan SP BV – HSI R Bear CBBC May 2013 R	2012/12/05	2012/12/06
65153	Credit Suisse AG – HSI R Bear CBBC May 2013 G	2012/12/05	2012/12/06
65142	Citigroup Global Mkt H Inc. – HSI R Bear CBBC Mar 2013 H	2012/12/05	2012/12/06
65172	UBS AG – HSI R Bear CBBC May 2013 T	2012/12/05	2012/12/06
63325	BNP Paribas Arbit Issu B.V. – HSI R Bear CBBC Apr 2013 F	2012/12/05	2012/12/06
63710	Merrill Lynch Int'l & Co. C.V. – HSI R Bear CBBC Feb 2013 K	2012/12/05	2012/12/06
65029	HK Bank – TCH R Bull CBBC Jun 2013 B	2012/12/05	2012/12/06
63395	UBS AG – HSI R Bear CBBC Jan 2013 R	2012/12/05	2012/12/06
63800	SGA Societe Generale Acceptance N.V.-HSI R Bear CBBC Feb13 P	2012/12/05	2012/12/06
65156	Credit Suisse AG – HSI R Bear CBBC Mar 2013 S	2012/12/05	2012/12/06
68165	Credit Suisse AG – China Mobile R Bear CBBC Jan 2013 B	2012/12/05	2012/12/06
65157	SGA Societe Generale Acceptance N.V.-HSI R Bear CBBC Mar13 R	2012/12/05	2012/12/06
65912	UBS AG – HSBC R Bear CBBC Apr 2013 A	2012/12/05	2012/12/06
63763	Goldman Sachs SP (Asia) – HSI R Bear CBBC Jan 2013 H	2012/12/05	2012/12/06
64884	Goldman Sachs SP (Asia) – HSI R Bear CBBC Feb 2013 V	2012/12/06	2012/12/07
66174	UBS AG – HSI R Bear CBBC Jul 2013 A	2012/12/06	2012/12/07
64777	HK Bank – A50 R Bear CBBC May 2013 B	2012/12/06	2012/12/07
63691	BNP Paribas Arbit Issu B.V. – HSI R Bear CBBC Apr 2013 L	2012/12/06	2012/12/07
63709	Merrill Lynch Int'l & Co. C.V. – HSI R Bear CBBC Feb 2013 J	2012/12/06	2012/12/07
65174	Credit Suisse AG – HSI R Bear CBBC Apr 2013 K	2012/12/06	2012/12/07
63946	Credit Suisse AG – HSI R Bear CBBC Mar 2013 J	2012/12/06	2012/12/07
68092	UBS AG – China Mobile R Bear CBBC Feb 2013 A	2012/12/06	2012/12/07
64012	Credit Suisse AG – HSI R Bear CBBC Feb 2013 I	2012/12/06	2012/12/07
68002	UBS AG – HSI R Bear CBBC Aug 2013 A	2012/12/06	2012/12/07

List of expired CBBC, 2012 (continued)

Code	CBBC	Last trading date	Delisted date
65177	Credit Suisse AG – A50 China R Bear CBBC Apr 2013 A	2012/12/06	2012/12/07
63746	UBS AG – HSI R Bear CBBC Mar 2013 B	2012/12/06	2012/12/07
63801	SGA Societe Generale Acceptance N.V.-HSI R Bear CBBC Feb13 Q	2012/12/06	2012/12/07
65979	SGA Societe Generale Acceptance N.V.-HSI R Bear CBBC Feb 13C	2012/12/06	2012/12/07
65062	Citigroup Global Mkt H Inc. – HSI R Bear CBBC Mar 2013 D	2012/12/06	2012/12/07
68428	J P Morgan SP BV – HSI R Bear CBBC May 2013 L	2012/12/06	2012/12/07
63481	Goldman Sachs SP (Asia) – HSI R Bear CBBC Jan 2013 A	2012/12/06	2012/12/07
61075	HK Bank – HSI R Bear CBBC Dec 2012 G	2012/12/06	2012/12/07
62981	UBS AG – China Shenhua R Bull CBBC Dec 2012 A	2012/12/07	2012/12/11
65195	HK Bank – A50 R Bear CBBC Jul 2013 B	2012/12/07	2012/12/10
62091	UBS AG – CNOOC R Bull CBBC Dec 2012 A	2012/12/07	2012/12/11
62096	UBS AG – HSBC R Bull CBBC Dec 2012 A	2012/12/07	2012/12/11
62038	Daiwa Capital Mkt – HSCEI R Bear CBBC Dec 2012 B	2012/12/07	2012/12/10
62451	UBS AG – Ping An R Bull CBBC Dec 2012 A	2012/12/07	2012/12/11
64387	UBS AG – HSCEI R Bear CBBC Dec 2012 B	2012/12/07	2012/12/10
63937	HK Bank – CNBM R Bear CBBC Sep 2013 A	2012/12/07	2012/12/10
67409	UBS AG – SHK Ppt R Bear CBBC Dec 2012 A	2012/12/07	2012/12/10
62511	UBS AG – AIA R Bull CBBC Dec 2012 A	2012/12/07	2012/12/11
65193	Credit Suisse AG – HSI R Bear CBBC Apr 2013 L	2012/12/07	2012/12/10
65201	HK Bank – HSCEI R Bear CBBC Jun 2013 B	2012/12/07	2012/12/10
65194	Credit Suisse AG – HSI R Bear CBBC Apr 2013 M	2012/12/07	2012/12/10
62871	UBS AG – ICBC R Bull CBBC Dec 2012 B	2012/12/07	2012/12/11
61412	Daiwa Capital Mkt – A50 China R Bear CBBC Dec 2012 B	2012/12/07	2012/12/11
65202	UBS AG – HSI R Bear CBBC Apr 2013 T	2012/12/07	2012/12/10
62633	UBS AG – Petrochina R Bull CBBC Dec 2012 A	2012/12/07	2012/12/11
66858	HK Bank – A50 R Bear CBBC Feb 2013 B	2012/12/10	2012/12/11
65215	Citigroup Global Mkt H Inc. – HSI R Bear CBBC Mar 2013 K	2012/12/10	2012/12/11
65231	UBS AG – HSI R Bear CBBC May 2013 U	2012/12/10	2012/12/11
65178	Credit Suisse AG – A50 China R Bear CBBC Apr 2013 B	2012/12/10	2012/12/11
64782	HK Bank – CUni R Bear CBBC Oct 2013 A	2012/12/10	2012/12/11
65210	SGA Societe Generale Acceptance N.V.-HSI R Bear CBBC Mar13 M	2012/12/10	2012/12/11
63586	HK Bank – ICBC R Bear CBBC Jul 2013 A	2012/12/10	2012/12/11
62887	HK Bank – ICBC R Bear CBBC Dec 2012 B	2012/12/10	2012/12/11
65227	SGA Societe Generale Acceptance N.V.-HSI R Bear CBBC Apr13 C	2012/12/10	2012/12/11
65221	Credit Suisse AG – HSI R Bear CBBC Mar 2013 K	2012/12/10	2012/12/11
64214	HK Bank – CPIC R Bear CBBC Sep 2013 A	2012/12/10	2012/12/11
65223	Credit Suisse AG – HSI R Bear CBBC Mar 2013 R	2012/12/10	2012/12/11
65214	UBS AG – HSI R Bear CBBC Mar 2013 E	2012/12/10	2012/12/11
64296	UBS AG – Lenovo R Bear CBBC Jun 2013 A	2012/12/10	2012/12/11
62642	HK Bank – CNOOC R Bear CBBC Dec 2012 A	2012/12/10	2012/12/11
65224	Credit Suisse AG – HSI R Bear CBBC Mar 2013 P	2012/12/10	2012/12/11
65212	Credit Suisse AG – HSI R Bear CBBC Mar 2013 U	2012/12/10	2012/12/11
67406	UBS AG – ABC R Bear CBBC Mar 2013 A	2012/12/10	2012/12/11
64598	HK Bank – COVS R Bear CBBC Jul 2013 A	2012/12/10	2012/12/11
65229	BNP Paribas Arbit Issu B.V. – HSI R Bear CBBC Mar 2013 I	2012/12/10	2012/12/11
65230	BNP Paribas Arbit Issu B.V. – HSI R Bear CBBC Mar 2013 J	2012/12/10	2012/12/11
65232	Citigroup Global Mkt H Inc. – HSI R Bear CBBC Mar 2013 L	2012/12/10	2012/12/11
64293	UBS AG – CPIC R Bear CBBC Apr 2013 A	2012/12/10	2012/12/11
67018	HK Bank – Sinopec Corp R Bear CBBC Mar 2013 B	2012/12/11	2012/12/12
63539	HK Bank – HSI R Bear CBBC Jul 2013 C	2012/12/11	2012/12/12
65249	Credit Suisse AG – HSI R Bear CBBC May 2013 I	2012/12/11	2012/12/12
67956	UBS AG – BOCL R Bear CBBC Jun 2013 A	2012/12/11	2012/12/12
65259	UBS AG – HSI R Bear CBBC Apr 2013 Z	2012/12/11	2012/12/12
65256	SGA Societe Generale Acceptance N.V.-HSI R Bear CBBC Apr13 D	2012/12/11	2012/12/12
65255	SGA Societe Generale Acceptance N.V.-HSI R Bear CBBC Mar13 L	2012/12/11	2012/12/12
65020	Goldman Sachs SP (Asia) – HSI R Bear CBBC Mar 2013 B	2012/12/11	2012/12/12
62546	HK Bank – Cheung Kong R Bull CBBC Dec 2012 A	2012/12/11	2012/12/13
62793	HK Bank – China Mobile R Bull CBBC Dec 2012 D	2012/12/11	2012/12/13
65234	Goldman Sachs SP (Asia) – HSI R Bear CBBC Mar 2013 E	2012/12/11	2012/12/12
65248	Credit Suisse AG – HSI R Bear CBBC May 2013 H	2012/12/11	2012/12/12
65235	Goldman Sachs SP (Asia) – HSI R Bear CBBC Mar 2013 F	2012/12/11	2012/12/12
65260	UBS AG – HSI R Bear CBBC Mar 2013 H	2012/12/11	2012/12/12
63708	Merrill Lynch Int'l & Co. C.V. – HSI R Bear CBBC Feb 2013 I	2012/12/11	2012/12/12
61303	HK Bank – TCH R Bull CBBC Dec 2012 A	2012/12/11	2012/12/13
65245	Goldman Sachs SP (Asia) – HSI R Bear CBBC Mar 2013 G	2012/12/11	2012/12/12
63814	UBS AG – HSI R Bear CBBC Apr 2013 C	2012/12/12	2012/12/13
65271	UBS AG – HSI R Bear CBBC Mar 2013 Y	2012/12/12	2012/12/13
66436	Credit Suisse AG – HSI R Bear CBBC May 2013 A	2012/12/12	2012/12/13
66531	Credit Suisse AG – HSI R Bear CBBC Jun 2013 A	2012/12/12	2012/12/13
65275	SGA Societe Generale Acceptance N.V.-HSI R Bear CBBC Apr13 E	2012/12/12	2012/12/13
63829	Merrill Lynch Int'l & Co. C.V. – HSI R Bear CBBC Feb 2013 P	2012/12/12	2012/12/13
65269	Citigroup Global Mkt H Inc. – HSI R Bear CBBC Mar 2013 N	2012/12/12	2012/12/13
65093	Citigroup Global Mkt H Inc. – HSI R Bear CBBC Mar 2013 F	2012/12/12	2012/12/13
67901	Daiwa Capital Mkt – HSI R Bear CBBC Jun 2013 B	2012/12/12	2012/12/13
65272	UBS AG – HSI R Bear CBBC Apr 2013 E	2012/12/12	2012/12/13
63587	HK Bank – CC Bank R Bear CBBC Jul 2013 A	2012/12/12	2012/12/13
64979	Credit Suisse AG – HSI R Bear CBBC Mar 2013 Y	2012/12/12	2012/12/13
63319	BNP Paribas Arbit Issu B.V. – HSI R Bear CBBC Apr 2013 E	2012/12/12	2012/12/13
63827	HK Bank – HSI R Bear CBBC Apr 2013 B	2012/12/12	2012/12/13
63393	UBS AG – HSI R Bear CBBC Feb 2013 D	2012/12/12	2012/12/13
63690	BNP Paribas Arbit Issu B.V. – HSI R Bear CBBC Apr 2013 K	2012/12/12	2012/12/13
62993	HK Bank – ABC R Bear CBBC Jan 2013 B	2012/12/12	2012/12/13
63602	Citigroup Global Mkt H Inc. – HSI R Bear CBBC Jan 2013 M	2012/12/12	2012/12/13
63930	SGA Societe Generale Acceptance N.V.-HSI R Bear CBBC Feb13 R	2012/12/12	2012/12/13
65866	UBS AG – CC Bank R Bear CBBC May 2013 A	2012/12/12	2012/12/13
64193	UBS AG – Cheung Kong R Bear CBBC Apr 2013 B	2012/12/12	2012/12/13
64780	HK Bank – Cheung Kong R Bear CBBC Aug 2013 A	2012/12/12	2012/12/13

List of expired CBBC, 2012 (continued)

Code	CBBC	Last trading date	Delisted date
65980	SGA Societe Generale Acceptance N.V.-HSI R Bear CBBC Feb 13D	2012/12/12	2012/12/13
64978	Credit Suisse AG – HSI R Bear CBBC Mar 2013 X	2012/12/12	2012/12/13
65265	Credit Suisse AG – HSI R Bear CBBC Mar 2013 C	2012/12/12	2012/12/13
65279	Citigroup Global Mkt H Inc. – HSI R Bear CBBC Mar 2013 O	2012/12/12	2012/12/13
64035	Credit Suisse AG – HSI R Bear CBBC Jan 2013 M	2012/12/12	2012/12/13
65266	Credit Suisse AG – HSI R Bear CBBC Mar 2013 L	2012/12/12	2012/12/13
65119	J P Morgan SP BV – HSI R Bear CBBC Jun 2013 D	2012/12/12	2012/12/13
65277	Credit Suisse AG – HSI R Bear CBBC Mar 2013 V	2012/12/12	2012/12/13
63873	Daiwa Capital Mkt – HSI R Bear CBBC Apr 2013 B	2012/12/12	2012/12/13
68427	J P Morgan SP BV – HSI R Bear CBBC May 2013 K	2012/12/12	2012/12/13
65990	SGA Societe Generale Acceptance N.V.-HSI R Bear CBBC Feb 13E	2012/12/12	2012/12/13
68351	UBS AG – HSI R Bear CBBC Jan 2013 L	2012/12/12	2012/12/13
63853	Goldman Sachs SP (Asia) – HSI R Bear CBBC Jan 2013 J	2012/12/12	2012/12/13
65263	Goldman Sachs SP (Asia) – HSI R Bear CBBC Mar 2013 H	2012/12/12	2012/12/13
65278	UBS AG – HSI R Bear CBBC Mar 2013 C	2012/12/12	2012/12/13
65268	Citigroup Global Mkt H Inc. – HSI R Bear CBBC Mar 2013 M	2012/12/12	2012/12/13
65312	Citigroup Global Mkt H Inc. – HSI R Bear CBBC Mar 2013 P	2012/12/13	2012/12/14
65315	UBS AG – HSI R Bear CBBC Apr 2013 F	2012/12/13	2012/12/14
65314	BNP Paribas Arbit Issu B.V. – HSI R Bear CBBC Mar 2013 K	2012/12/13	2012/12/14
63766	Goldman Sachs SP (Asia) – HSI R Bear CBBC Jan 2013 I	2012/12/13	2012/12/14
65765	UBS AG – ICBC R Bear CBBC Apr 2013 A	2012/12/13	2012/12/14
65311	SGA Societe Generale Acceptance N.V.-HSI R Bear CBBC May13 A	2012/12/13	2012/12/14
63745	UBS AG – HSI R Bear CBBC Mar 2013 A	2012/12/13	2012/12/14
65313	Credit Suisse AG – HSI R Bear CBBC Apr 2013 N	2012/12/13	2012/12/14
63931	SGA Societe Generale Acceptance N.V.-HSI R Bear CBBC Feb13 S	2012/12/13	2012/12/14
64864	HK Bank – China Life R Bear CBBC Sep 2013 A	2012/12/13	2012/12/14
63929	Credit Suisse AG – HSI R Bear CBBC Mar 2013 I	2012/12/13	2012/12/14
62615	HK Bank – CC Bank R Bear CBBC Dec 2012 A	2012/12/13	2012/12/14
63448	UBS AG – HSI R Bear CBBC Feb 2013 C	2012/12/14	2012/12/17
63612	UBS AG – A50 China R Bear CBBC Apr 2013 A	2012/12/14	2012/12/17
63828	Merrill Lynch Int'l & Co. C.V. – HSI R Bear CBBC Feb 2013 O	2012/12/14	2012/12/17
62084	UBS AG – China Mobile R Bull CBBC Dec 2012 A	2012/12/14	2012/12/18
63837	Citigroup Global Mkt H Inc. – HSI R Bear CBBC Jan 2013 N	2012/12/14	2012/12/17
65107	UBS AG – HSCEI R Bear CBBC Mar 2013 E	2012/12/14	2012/12/17
62386	UBS AG – Sinopec Corp R Bull CBBC Dec 2012 B	2012/12/14	2012/12/18
66341	UBS AG – Hutchison R Bull CBBC Dec 2012 C	2012/12/14	2012/12/18
64667	HK Bank – ABC R Bear CBBC Sep 2013 A	2012/12/14	2012/12/17
68245	Credit Suisse AG – A50 China R Bear CBBC Feb 2013 A	2012/12/14	2012/12/17
67838	Credit Suisse AG – A50 China R Bear CBBC Dec 2012 A	2012/12/14	2012/12/17
62508	UBS AG – Cheung Kong R Bull CBBC Dec 2012 A	2012/12/14	2012/12/18
65118	J P Morgan SP BV – HSI R Bear CBBC Jul 2013 A	2012/12/14	2012/12/17
65338	UBS AG – HSI R Bear CBBC Mar 2013 S	2012/12/14	2012/12/17
63318	BNP Paribas Arbit Issu B.V. – HSI R Bear CBBC Apr 2013 D	2012/12/14	2012/12/17
66681	HK Bank – A50 R Bear CBBC Mar 2013 A	2012/12/14	2012/12/17
62415	UBS AG – HKEx R Bull CBBC Dec 2012 B	2012/12/14	2012/12/18
65191	Goldman Sachs SP (Asia) – HSI R Bear CBBC Mar 2013 C	2012/12/14	2012/12/17
68584	SGA Societe Generale Acceptance N.V.-HSI R Bear CBBC Jan 13T	2012/12/14	2012/12/17
63973	Credit Suisse AG – HSI R Bear CBBC Feb 2013 H	2012/12/14	2012/12/17
63562	HK Bank – HSCEI R Bear CBBC Aug 2013 A	2012/12/14	2012/12/17
65331	Credit Suisse AG – HSI R Bear CBBC Mar 2013 W	2012/12/14	2012/12/17
63936	HK Bank – HSI R Bear CBBC Sep 2013 B	2012/12/14	2012/12/17
64815	UBS AG – China Life R Bear CBBC Apr 2013 B	2012/12/14	2012/12/17
62082	UBS AG – China Life R Bull CBBC Dec 2012 A	2012/12/14	2012/12/18
65374	UBS AG – HSI R Bear CBBC May 2013 V	2012/12/17	2012/12/18
65377	SGA Societe Generale Acceptance N.V.-HSI R Bear CBBC Apr13 F	2012/12/17	2012/12/18
63705	HK Bank – A50 R Bear CBBC Aug 2013 A	2012/12/17	2012/12/18
69614	HK Bank – BOCL R Bull CBBC Dec 2012 A	2012/12/17	2012/12/19
61163	HK Bank – AIA R Bull CBBC Dec 2012 A	2012/12/17	2012/12/19
61387	HK Bank – Sinopec Corp R Bear CBBC Dec 2012 A	2012/12/17	2012/12/19
65364	BNP Paribas Arbit Issu B.V. – HSI R Bear CBBC Mar 2013 L	2012/12/17	2012/12/18
62424	HK Bank – China Mobile R Bear CBBC Dec 2012 D	2012/12/17	2012/12/19
65373	Credit Suisse AG – HSI R Bear CBBC Mar 2013 D	2012/12/17	2012/12/18
62423	HK Bank – China Mobile R Bear CBBC Dec 2012 C	2012/12/17	2012/12/19
61162	HK Bank – ABC R Bear CBBC Dec 2012 A	2012/12/17	2012/12/19
68744	HK Bank – CC Bank R Bull CBBC Dec 2012 A	2012/12/17	2012/12/19
63585	HK Bank – BOCL R Bear CBBC Aug 2013 A	2012/12/17	2012/12/18
61115	HK Bank – China Life R Bear CBBC Dec 2012 B	2012/12/17	2012/12/19
68811	HK Bank – China Shenhua R Bear CBBC Dec 2012 B	2012/12/17	2012/12/19
69291	HK Bank – ICBC R Bull CBBC Dec 2012 A	2012/12/17	2012/12/19
63613	UBS AG – A50 China R Bear CBBC May 2013 A	2012/12/18	2012/12/19
65183	BNP Paribas Arbit Issu B.V. – A50 R Bear CBBC Dec 2013 A	2012/12/18	2012/12/19
65406	Credit Suisse AG – HSI R Bear CBBC May 2013 J	2012/12/18	2012/12/19
65179	Credit Suisse AG – A50 China R Bear CBBC Apr 2013 C	2012/12/18	2012/12/19
65436	SGA Societe Generale Acceptance N.V.-HSI R Bear CBBC Apr13 G	2012/12/19	2012/12/20
65437	BNP Paribas Arbit Issu B.V. – HSI R Bear CBBC Mar 2013 N	2012/12/19	2012/12/20
63055	HK Bank – PetCh R Bear CBBC Dec 2012 A	2012/12/19	2012/12/21
64016	SGA Societe Generale Acceptance N.V.-HSI R Bear CBBC Feb13 U	2012/12/19	2012/12/20
63854	Goldman Sachs SP (Asia) – HSI R Bear CBBC Jan 2013 K	2012/12/19	2012/12/20
65424	Citigroup Global Mkt H Inc. – HSI R Bear CBBC Mar 2013 V	2012/12/19	2012/12/20
65421	BNP Paribas Arbit Issu B.V. – HSI R Bear CBBC Mar 2013 M	2012/12/19	2012/12/20
66342	Credit Suisse AG – HSI R Bear CBBC Apr 2013 F	2012/12/19	2012/12/20
65433	Citigroup Global Mkt H Inc. – HSI R Bear CBBC Mar 2013 W	2012/12/19	2012/12/20
63863	Daiwa Capital Mkt – HSCEI R Bear CBBC Mar 2013 A	2012/12/19	2012/12/20
68346	UBS AG – HSI R Bear CBBC Apr 2013 O	2012/12/19	2012/12/20
65427	UBS AG – HSI R Bear CBBC Apr 2013 K	2012/12/19	2012/12/20
65429	Credit Suisse AG – HSI R Bear CBBC Mar 2013 E	2012/12/19	2012/12/20
62646	HK Bank – HSCEI R Bear CBBC Dec 2012 A	2012/12/19	2012/12/20

List of expired CBBC, 2012 (continued)

Code	CBBC	Last trading date	Delisted date
65412	Merrill Lynch Int'l & Co. C.V. – HSI R Bear CBBC Jun 2013 U	2012/12/19	2012/12/20
65394	UBS AG – Galaxy Ent R Bear CBBC Mar 2013 B	2012/12/20	2012/12/21
65449	UBS AG – HSI R Bull CBBC Jul 2013 Y	2012/12/20	2012/12/21
65443	BNP Paribas Arbit Issu B.V. – HSI R Bull CBBC Sep 2013 F	2012/12/20	2012/12/21
65439	Credit Suisse AG – HSI R Bull CBBC Jul 2013 J	2012/12/20	2012/12/21
64550	HK Bank – Galaxy Ent R Bear CBBC Sep 2013 A	2012/12/20	2012/12/21
65500	UBS AG – HSI R Bear CBBC May 2013 Y	2012/12/20	2012/12/21
65483	SGA Societe Generale Acceptance N.V.-HSI R Bull CBBC Jun13 U	2012/12/20	2012/12/21
65484	SGA Societe Generale Acceptance N.V.-HSI R Bear CBBC Apr13 H	2012/12/20	2012/12/21
65503	UBS AG – HSI R Bear CBBC Apr 2013 J	2012/12/20	2012/12/21
65491	Credit Suisse AG – HSI R Bear CBBC Mar 2013 A	2012/12/20	2012/12/21
61164	HK Bank – ICBC R Bear CBBC Dec 2012 A	2012/12/20	2012/12/24
65505	UBS AG – HSI R Bear CBBC Mar 2013 M	2012/12/20	2012/12/21
65475	Goldman Sachs SP (Asia) – HSI R Bull CBBC Mar 2013 O	2012/12/20	2012/12/21
65547	BNP Paribas Arbit Issu B.V. – HSI R Bull CBBC Sep 2013 G	2012/12/21	2012/12/24
65546	Credit Suisse AG – HSI R Bull CBBC Sep 2013 F	2012/12/21	2012/12/24
65545	Credit Suisse AG – HSI R Bull CBBC Sep 2013 E	2012/12/21	2012/12/24
61595	HK Bank – CUni R Bear CBBC Dec 2012 A	2012/12/21	2012/12/27
65538	Citigroup Global Mkt H Inc. – HSI R Bull CBBC Dec 2013 I	2012/12/21	2012/12/24
62978	UBS AG – Ping An R Bear CBBC Dec 2012 B	2012/12/21	2012/12/27
65507	Credit Suisse AG – HSI R Bear CBBC Mar 2013 O	2012/12/21	2012/12/24
61562	HK Bank – HKEx R Bear CBBC Dec 2012 A	2012/12/21	2012/12/27
65440	Credit Suisse AG – HSI R Bull CBBC Jul 2013 K	2012/12/21	2012/12/24
66435	Credit Suisse AG – Hutchison R Bull CBBC Dec 2012 A	2012/12/21	2012/12/27
62392	HK Bank – BOCL R Bear CBBC Dec 2012 A	2012/12/21	2012/12/27
64243	Credit Suisse AG – HKEx R Bull CBBC Dec 2012 C	2012/12/21	2012/12/27
65524	SGA Societe Generale Acceptance N.V.-HSI R Bull CBBC Jun13 V	2012/12/21	2012/12/24
66532	Credit Suisse AG – China Mobile R Bull CBBC Dec 2012 C	2012/12/21	2012/12/27
67631	Credit Suisse AG – A50 China R Bull CBBC Dec 2012 A	2012/12/21	2012/12/27
64106	Credit Suisse AG – HKEx R Bull CBBC Dec 2012 E	2012/12/21	2012/12/27
65490	UBS AG – HSI R Bull CBBC Aug 2013 P	2012/12/21	2012/12/24
65485	Credit Suisse AG – HSI R Bull CBBC Aug 2013 S	2012/12/21	2012/12/24
65555	UBS AG – HSI R Bull CBBC Aug 2013 Q	2012/12/21	2012/12/24
62849	Credit Suisse AG – HKEx R Bull CBBC Dec 2012 A	2012/12/21	2012/12/27
62845	Credit Suisse AG – TCH R Bull CBBC Dec 2012 A	2012/12/21	2012/12/27
62428	HK Bank – China Life R Bull CBBC Dec 2012 C	2012/12/21	2012/12/27
65584	Credit Suisse AG – HSI R Bear CBBC Mar 2013 J	2012/12/24	2012/12/27
65619	UBS AG – HSI R Bear CBBC May 2013 C	2012/12/24	2012/12/27
65578	Credit Suisse AG – HSI R Bull CBBC Jun 2013 Y	2012/12/24	2012/12/27
65577	UBS AG – HSI R Bull CBBC Jun 2013 G	2012/12/24	2012/12/27
65575	Citigroup Global Mkt H Inc. – HSI R Bull CBBC Dec 2013 J	2012/12/24	2012/12/27
65510	UBS AG – HSI R Bear CBBC Mar 2013 O	2012/12/27	2012/12/28
60806	Credit Suisse AG – HSI R Bear CBBC Dec 2012 D	2012/12/27	2012/12/31
65495	UBS AG – HSI R Bear CBBC May 2013 X	2012/12/27	2012/12/28
65535	SGA Societe Generale Acceptance N.V.-HSI R Bear CBBC Apr13 I	2012/12/27	2012/12/28
65669	Credit Suisse AG – HSI R Bear CBBC Mar 2013 U	2012/12/27	2012/12/28
62985	Merrill Lynch Int'l & Co. C.V. – HSI R Bull CBBC Dec 2012 D	2012/12/27	2012/12/31
62953	SGA Societe Generale Acceptance N.V.-HSI R Bull CBBC Dec 12N	2012/12/27	2012/12/31
65646	Credit Suisse AG – HSI R Bear CBBC Mar 2013 R	2012/12/27	2012/12/28
65506	BNP Paribas Arbit Issu B.V. – HSI R Bear CBBC Mar 2013 O	2012/12/27	2012/12/28
63897	UBS AG – HSI R Bull CBBC Dec 2012 M	2012/12/27	2012/12/31
62136	HK Bank – HKEx R Bull CBBC Dec 2012 A	2012/12/27	2012/12/31
65647	Citigroup Global Mkt H Inc. – HSI R Bear CBBC Jun 2013 H	2012/12/27	2012/12/28
62676	J P Morgan SP BV – HSI R Bull CBBC Dec 2012 A	2012/12/27	2012/12/31
68385	UBS AG – HSI R Bull CBBC Dec 2012 O	2012/12/27	2012/12/31
67577	Credit Suisse AG – HSI R Bull CBBC Dec 2012 E	2012/12/27	2012/12/31
62576	Merrill Lynch Int'l & Co. C.V. – HSI R Bull CBBC Dec 2012 A	2012/12/27	2012/12/31
62577	Merrill Lynch Int'l & Co. C.V. – HSI R Bull CBBC Dec 2012 B	2012/12/27	2012/12/31
62578	Merrill Lynch Int'l & Co. C.V. – HSI R Bull CBBC Dec 2012 C	2012/12/27	2012/12/31
62220	Credit Suisse AG – HSI R Bull CBBC Dec 2012 N	2012/12/27	2012/12/31
62219	Credit Suisse AG – HSI R Bull CBBC Dec 2012 M	2012/12/27	2012/12/31
62645	HK Bank – HSCEI R Bull CBBC Dec 2012 A	2012/12/27	2012/12/31
62218	Credit Suisse AG – HSI R Bull CBBC Dec 2012 L	2012/12/27	2012/12/31
63657	Citigroup Global Mkt H Inc. – HSI R Bull CBBC Dec 2012 A	2012/12/27	2012/12/31
63976	Daiwa Capital Mkt – HSI R Bull CBBC Dec 2012 E	2012/12/27	2012/12/31
67502	Credit Suisse AG – HSI R Bull CBBC Dec 2012 B	2012/12/27	2012/12/31
68583	SGA Societe Generale Acceptance N.V.-HSI R Bull CBBC Jan 13S	2012/12/27	2012/12/28
67583	Credit Suisse AG – HSI R Bull CBBC Dec 2012 F	2012/12/27	2012/12/31
62678	J P Morgan SP BV – HSI R Bull CBBC Dec 2012 B	2012/12/27	2012/12/31
62681	J P Morgan SP BV – HSI R Bull CBBC Dec 2012 C	2012/12/27	2012/12/31
62682	J P Morgan SP BV – HSI R Bull CBBC Dec 2012 D	2012/12/27	2012/12/31
62796	HK Bank – CC Bank R Bear CBBC Dec 2012 D	2012/12/27	2012/12/31
65832	Goldman Sachs SP (Asia) – HSI R Bull CBBC Dec 2012 J	2012/12/27	2012/12/31
62724	Merrill Lynch Int'l & Co. C.V. – HSI R Bull CBBC Dec 2012 G	2012/12/27	2012/12/31
63392	UBS AG – HSI R Bear CBBC Jan 2013 Q	2012/12/27	2012/12/28
63304	UBS AG – HSI R Bull CBBC Dec 2012 C	2012/12/27	2012/12/31
62683	J P Morgan SP BV – HSI R Bull CBBC Dec 2012 E	2012/12/27	2012/12/31
62952	Daiwa Capital Mkt – HSI R Bull CBBC Dec 2012 C	2012/12/27	2012/12/31
62605	Merrill Lynch Int'l & Co. C.V. – HSI R Bull CBBC Dec 2012 F	2012/12/27	2012/12/31
62709	UBS AG – HSI R Bull CBBC Dec 2012 E	2012/12/27	2012/12/31
60960	BNP Paribas Arbit Issu B.V. – HSCEI R Bear CBBC Dec 2012 B	2012/12/27	2012/12/31
62489	SGA Societe Generale Acceptance N.V.-HSI R Bull CBBC Dec 12F	2012/12/27	2012/12/31
62253	Daiwa Capital Mkt – HSCEI R Bull CBBC Dec 2012 B	2012/12/27	2012/12/31
66862	Goldman Sachs SP (Asia) – HSI R Bull CBBC Dec 2012 M	2012/12/27	2012/12/31
66864	Goldman Sachs SP (Asia) – HSI R Bull CBBC Dec 2012 N	2012/12/27	2012/12/31
66865	Goldman Sachs SP (Asia) – HSI R Bull CBBC Dec 2012 O	2012/12/27	2012/12/31

List of expired CBBC, 2012 (continued)

Code	CBBC	Last trading date	Delisted date
68014	UBS AG – HSI R Bull CBBC Dec 2012 G	2012/12/27	2012/12/31
68172	SGA Societe Generale Acceptance N.V.-HSI R Bull CBBC Dec 12W	2012/12/27	2012/12/31
68179	SGA Societe Generale Acceptance N.V.-HSI R Bull CBBC Dec 12O	2012/12/27	2012/12/31
62438	UBS AG – HSI R Bull CBBC Dec 2012 T	2012/12/27	2012/12/31
63968	Daiwa Capital Mkt – HSI R Bull CBBC Dec 2012 D	2012/12/27	2012/12/31
68197	SGA Societe Generale Acceptance N.V.-HSI R Bull CBBC Dec 12Q	2012/12/27	2012/12/31
68199	SGA Societe Generale Acceptance N.V.-HSI R Bull CBBC Dec 12Y	2012/12/27	2012/12/31
62446	Daiwa Capital Mkt – HSI R Bull CBBC Dec 2012 A	2012/12/27	2012/12/31
63679	Citigroup Global Mkt H Inc. – HSI R Bull CBBC Dec 2012 B	2012/12/27	2012/12/31
68203	SGA Societe Generale Acceptance N.V.-HSI R Bull CBBC Dec 12R	2012/12/27	2012/12/31
60638	HK Bank – HSI R Bull CBBC Dec 2012 C	2012/12/27	2012/12/31
67684	SGA Societe Generale Acceptance N.V.-HSI R Bull CBBC Dec 12S	2012/12/27	2012/12/31
60575	UBS AG – HSI R Bear CBBC Dec 2012 B	2012/12/27	2012/12/31
68343	Goldman Sachs SP (Asia) – HSI R Bull CBBC Dec 2012 P	2012/12/27	2012/12/31
62535	UBS AG – HSI R Bull CBBC Dec 2012 Y	2012/12/27	2012/12/31
62536	UBS AG – HSI R Bull CBBC Dec 2012 Z	2012/12/27	2012/12/31
67585	Credit Suisse AG – HSI R Bull CBBC Dec 2012 A	2012/12/27	2012/12/31
61101	UBS AG – HSI R Bull CBBC Dec 2012 I	2012/12/27	2012/12/31
63701	Citigroup Global Mkt H Inc. – HSI R Bull CBBC Dec 2012 C	2012/12/27	2012/12/31
61076	HK Bank – HSI R Bear CBBC Dec 2012 H	2012/12/27	2012/12/28
68377	SGA Societe Generale Acceptance N.V.-HSI R Bull CBBC Dec 12X	2012/12/27	2012/12/31
68378	SGA Societe Generale Acceptance N.V.-HSI R Bull CBBC Dec 12Z	2012/12/27	2012/12/31
67568	Credit Suisse AG – HSI R Bull CBBC Dec 2012 C	2012/12/27	2012/12/31
62449	Daiwa Capital Mkt – HSI R Bull CBBC Dec 2012 B	2012/12/27	2012/12/31
63181	Goldman Sachs SP (Asia) – HSI R Bull CBBC Dec 2012 C	2012/12/27	2012/12/31
62353	Credit Suisse AG – HSI R Bull CBBC Dec 2012 W	2012/12/27	2012/12/31
67485	UBS AG – HSI R Bull CBBC Dec 2012 P	2012/12/27	2012/12/31
62348	Credit Suisse AG – HSI R Bull CBBC Dec 2012 U	2012/12/27	2012/12/31
67575	Credit Suisse AG – HSI R Bull CBBC Dec 2012 D	2012/12/27	2012/12/31
62346	Credit Suisse AG – HSI R Bull CBBC Dec 2012 S	2012/12/27	2012/12/31
62345	Credit Suisse AG – HSI R Bull CBBC Dec 2012 R	2012/12/27	2012/12/31
62738	UBS AG – HSI R Bull CBBC Dec 2012 V	2012/12/27	2012/12/31
62344	Credit Suisse AG – HSI R Bull CBBC Dec 2012 Q	2012/12/27	2012/12/31
63283	Goldman Sachs SP (Asia) – HSI R Bull CBBC Dec 2012 E	2012/12/27	2012/12/31
62343	Credit Suisse AG – HSI R Bull CBBC Dec 2012 P	2012/12/27	2012/12/31
62342	Credit Suisse AG – HSI R Bull CBBC Dec 2012 O	2012/12/27	2012/12/31
63826	Merrill Lynch Int'l & Co. C.V. – HSI R Bear CBBC Feb 2013 N	2012/12/27	2012/12/28
62359	SGA Societe Generale Acceptance N.V.-HSI R Bull CBBC Dec 12A	2012/12/27	2012/12/31
63245	Goldman Sachs SP (Asia) – HSI R Bull CBBC Dec 2012 D	2012/12/27	2012/12/31
62349	Credit Suisse AG – HSI R Bull CBBC Dec 2012 V	2012/12/27	2012/12/31
62801	Credit Suisse AG – HSI R Bull CBBC Dec 2012 Y	2012/12/27	2012/12/31
62802	Credit Suisse AG – HSI R Bull CBBC Dec 2012 Z	2012/12/27	2012/12/31
60725	HK Bank – HSI R Bear CBBC Dec 2012 D	2012/12/27	2012/12/31
62820	Credit Suisse AG – HSI R Bull CBBC Dec 2012 G	2012/12/27	2012/12/31
62821	Credit Suisse AG – HSI R Bull CBBC Dec 2012 I	2012/12/27	2012/12/31
60726	HK Bank – HSI R Bear CBBC Dec 2012 E	2012/12/27	2012/12/31
60831	Credit Suisse AG – HSI R Bull CBBC Dec 2012 H	2012/12/27	2012/12/31
60825	Credit Suisse AG – HSI R Bear CBBC Dec 2012 E	2012/12/27	2012/12/31
60313	HK Bank – HSI R Bear CBBC Dec 2012 A	2012/12/27	2012/12/31
60816	BNP Paribas Arbit Issu B.V. – HSCEI R Bear CBBC Dec 2012 A	2012/12/27	2012/12/31
65096	Citigroup Global Mkt H Inc. – HSI R Bear CBBC Mar 2013 G	2012/12/27	2012/12/28
62945	UBS AG – HSI R Bull CBBC Dec 2012 F	2012/12/27	2012/12/31
63795	BNP Paribas Arbit Issu B.V. – HSI R Bear CBBC Apr 2013 P	2012/12/27	2012/12/28
64229	Goldman Sachs SP (Asia) – HSI R Bull CBBC Dec 2012 H	2012/12/27	2012/12/31
67479	Credit Suisse AG – HSI R Bull CBBC Dec 2012 X	2012/12/27	2012/12/31
60523	UBS AG – HSI R Bear CBBC Dec 2012 A	2012/12/27	2012/12/31
65830	Goldman Sachs SP (Asia) – HSI R Bull CBBC Dec 2012 I	2012/12/27	2012/12/31
67300	Credit Suisse AG – HSI R Bull CBBC Dec 2012 K	2012/12/27	2012/12/31
63928	Credit Suisse AG – HSI R Bear CBBC Mar 2013 H	2012/12/27	2012/12/28
64006	HK Bank – China Life R Bull CBBC Dec 2012 D	2012/12/27	2012/12/31
62729	SGA Societe Generale Acceptance N.V.-HSI R Bull CBBC Dec 12G	2012/12/27	2012/12/31
62730	SGA Societe Generale Acceptance N.V.-HSI R Bull CBBC Dec 12H	2012/12/27	2012/12/31
62347	Credit Suisse AG – HSI R Bull CBBC Dec 2012 T	2012/12/27	2012/12/31
62731	SGA Societe Generale Acceptance N.V.-HSI R Bull CBBC Dec 12I	2012/12/27	2012/12/31
66157	HK Bank – HSCEI R Bull CBBC Dec 2012 B	2012/12/27	2012/12/31
62732	SGA Societe Generale Acceptance N.V.-HSI R Bull CBBC Dec 12J	2012/12/27	2012/12/31
62381	UBS AG – HSI R Bull CBBC Dec 2012 R	2012/12/27	2012/12/31
64063	SGA Societe Generale Acceptance N.V.-HSI R Bull CBBC Dec 12P	2012/12/27	2012/12/31
63439	UBS AG – HSI R Bull CBBC Dec 2012 D	2012/12/27	2012/12/31
60468	BNP Paribas Arbit Issu B.V. – A50 R Bear CBBC Dec 2012 D	2012/12/27	2012/12/31
62735	SGA Societe Generale Acceptance N.V.-HSI R Bull CBBC Dec 12M	2012/12/27	2012/12/31
64227	Goldman Sachs SP (Asia) – HSI R Bull CBBC Dec 2012 G	2012/12/27	2012/12/31
62360	SGA Societe Generale Acceptance N.V.-HSI R Bull CBBC Dec 12B	2012/12/27	2012/12/31
62734	SGA Societe Generale Acceptance N.V.-HSI R Bull CBBC Dec 12L	2012/12/27	2012/12/31
62361	SGA Societe Generale Acceptance N.V.-HSI R Bull CBBC Dec 12C	2012/12/27	2012/12/31
62362	SGA Societe Generale Acceptance N.V.-HSI R Bull CBBC Dec 12D	2012/12/27	2012/12/31
62733	SGA Societe Generale Acceptance N.V.-HSI R Bull CBBC Dec 12K	2012/12/27	2012/12/31
62364	SGA Societe Generale Acceptance N.V.-HSI R Bull CBBC Dec 12E	2012/12/27	2012/12/31
60435	Credit Suisse AG – HSI R Bear CBBC Dec 2012 A	2012/12/27	2012/12/31
62380	UBS AG – HSI R Bull CBBC Dec 2012 Q	2012/12/27	2012/12/31
64226	Goldman Sachs SP (Asia) – HSI R Bull CBBC Dec 2012 F	2012/12/27	2012/12/31
65725	UBS AG – HSI R Bull CBBC May 2013 V	2012/12/28	2012/12/31
65703	Credit Suisse AG – HSI R Bear CBBC Apr 2013 S	2012/12/28	2012/12/31
65706	Credit Suisse AG – HSI R Bear CBBC Apr 2013 T	2012/12/28	2012/12/31
65707	UBS AG – HSI R Bear CBBC Jun 2013 J	2012/12/28	2012/12/31
65709	SGA Societe Generale Acceptance N.V.-HSI R Bear CBBC Apr 13J	2012/12/28	2012/12/31

List of expired CBBC, 2012 (continued)

Code	CBBC	Last trading date	Delisted date
65712	SGA Societe Generale Acceptance N.V.-HSI R Bull CBBC Jun 13X	2012/12/28	2012/12/31
65716	Credit Suisse AG – HSI R Bull CBBC Aug 2013 U	2012/12/28	2012/12/31
65717	Credit Suisse AG – HSI R Bull CBBC Aug 2013 V	2012/12/28	2012/12/31

Market value and trading for Callable Bull/Bear Contracts, 2008 – 2012

Year/Month	Number*	Market value* (HK\$ mil.)	Turnover value (HK\$ mil.)	(%) of market total
2008	1,314	195,229.08	1,039,556.77	5.91
2009	1,692	91,190.57	1,676,064.95	10.86
2010	1,064	49,816.76	1,455,404.28	8.52
2011	901	43,598.79	1,852,136.14	10.84
2012	1,214	53,414.12	1,533,154.61	11.56
2012 Jan	927	47,803.13	127,520.67	12.77
Feb	1,100	61,135.24	175,188.28	12.23
Mar	1,097	55,092.12	161,642.34	11.44
Apr	1,005	45,867.29	106,795.29	11.85
May	938	49,938.81	147,360.74	12.25
Jun	1,021	46,730.67	131,160.20	13.81
Jul	1,027	43,923.50	134,823.93	14.80
Aug	1,066	43,896.19	129,718.46	12.90
Sep	1,104	49,099.81	103,355.49	9.89
Oct	1,182	55,296.45	98,020.81	9.37
Nov	1,242	55,195.84	129,117.09	10.75
Dec	1,214	53,414.12	88,451.31	7.62

* Month-end or year-end figures

Newly listed debt securities

Code	Issuer/company	Name of issue	Issue price	Maturity date	Listing date
04209 [#]	The Government of the HKSAR of the PRC	2.46% Bonds 2021	104.790	2021/08/04	2012/01/17
86012	Agricultural Development Bank of China	3.00% CNY Bonds 2014	100.000	2014/01/17	2012/01/18
86013	Agricultural Development Bank of China	3.20% CNY Bonds 2015	100.000	2015/01/17	2012/01/18
86014	Agricultural Development Bank of China	3.50% CNY Bonds 2017	100.000	2017/01/17	2012/01/18
04530	LS Finance (2017) Ltd.	5.25% Guaranteed Bonds 2017	99.346	2017/01/26	2012/01/27
04527 [#]	Sun Hung Kai Properties (Capital Market) Ltd.	3.5% Instruments 2016	99.839	2016/11/02	2012/02/06
04531	Wharf Finance Ltd.	4.625% Guaranteed Notes 2017	99.515	2017/02/08	2012/02/09
04531 [#]	Wharf Finance Ltd.	4.625% Guaranteed Notes 2017	100.266	2017/02/08	2012/02/09
04532	Henderson Land MTN Ltd.	4.75% Notes 2017	99.215	2017/02/14	2012/02/15
04533	China Overseas Finance (Cayman) IV Ltd.	4.875% Notes 2017	99.816	2017/02/15	2012/02/16
04023	Hong Kong Monetary Authority	0.26% Exchange Fund Notes 2014	99.990	2014/02/17	2012/02/20
86015	Baosteel Group Corporation	3.125% CNY Bonds 2013	100.000	2013/12/01	2012/02/20
86016	Baosteel Group Corporation	3.50% CNY Bonds 2014	100.000	2014/12/01	2012/02/20
86017	Baosteel Group Corporation	4.375% CNY Bonds 2016	100.000	2016/12/01	2012/02/20
04532 [#]	Henderson Land MTN Ltd.	4.75% Notes 2017	99.226	2017/02/14	2012/02/23
04536	Hong Kong Mortgage Corporation Ltd., The	FR Notes 2017	100.000	2017/02/22	2012/02/24
04535	Wheelock Finance Ltd.	4.75% Guaranteed Notes 2017	99.662	2017/02/23	2012/02/24
04024	Hong Kong Monetary Authority	1.51% Exchange Fund Notes 2027	100.720	2027/02/24	2012/02/27
04534	SHK Properties (Capital Market) Ltd.	4.50% Instruments 2022	99.000	2022/02/14	2012/02/27
04533 [#]	China Overseas Finance (Cayman) IV Ltd.	4.875% Notes 2017	99.815	2017/02/15	2012/02/27
04537	Swire Pacific MTN Financing Ltd.	4.5% Guaranteed Notes 2022	99.016	2022/02/28	2012/02/29
86018	Baosteel Group Corporation	3.25% CNY Bonds 2014	100.000	2014/03/01	2012/03/01
86019	Baosteel Group Corporation	3.675% CNY Bonds 2015	100.000	2015/03/01	2012/03/01
86020	Baosteel Group Corporation	4.15% CNY Bonds 2017	100.000	2017/03/01	2012/03/01
04534 [#]	SHK Properties (Capital Market) Ltd.	4.50% Instruments 2022	98.126	2022/02/14	2012/03/02
04535 [#]	Wheelock Finance Ltd.	4.75% Guaranteed Notes 2017	100.082	2017/02/23	2012/03/02
04212	The Government of the HKSAR of the PRC	0.38% Bonds 2014	99.950	2014/03/10	2012/03/09
04538	Henderson Land MTN Ltd.	2.16% Guaranteed Notes 2014	100.000	2014/03/13	2012/03/14
04530 [#]	LS Finance (2017) Ltd.	5.25% Guaranteed Bonds 2017	102.978	2017/01/26	2012/03/16
04001 [#]	Hong Kong Monetary Authority, The	1.75% Exchange Fund Notes 2015	103.970	2015/03/23	2012/03/19
04025	Hong Kong Monetary Authority	0.55% Exchange Fund Notes 2017	99.220	2017/03/20	2012/03/20
04538 [#]	Henderson Land MTN Ltd.	2.16% Guaranteed Notes 2014	100.000	2014/03/13	2012/03/21
04539	CITIC Pacific Ltd.	6.875% Notes 2018	100.000	2018/01/21	2012/03/22
04540	Pulai Capital Ltd.	Exchangeable Trust Certificates 2019	100.000	2019/03/22	2012/03/23
86021	New World China Land Ltd.	8.50% CNY Bonds 2015	100.000	2015/04/11	2012/04/12
04541	MTR Corporation (C.I.) Ltd.	2.00% Fixed Rate Notes 2017	99.175	2017/04/12	2012/04/13
04543	CNPC General Capital Ltd.	2.75% Guaranteed Senior Notes 2017	99.991	2017/04/19	2012/04/20
04544	CNPC General Capital Ltd.	3.95% Guaranteed Senior Notes 2022	99.877	2022/04/19	2012/04/20
86021 [#]	New World China Land Ltd.	8.50% CNY Bonds 2015	100.972	2015/04/11	2012/04/20
04542	Shenzhen International Holdings Ltd.	4.375% Senior Notes 2017	99.596	2017/04/20	2012/04/23
04545	The Hong Kong Mortgage Corporation Ltd., The	FR Notes Apr 2013B	100.000	2013/04/26	2012/04/27
86022	ITNL Offshore Pte. Ltd.	5.75% CNY Guaranteed Bonds 2015	100.000	2015/04/26	2012/04/27
04539 [#]	CITIC Pacific Ltd.	6.875% Notes 2018	100.004	2018/01/21	2012/04/27
04546	CNOOC Finance (2012) Ltd.	3.875% Guaranteed Notes 2022	99.869	2022/05/02	2012/05/03
04547	CNOOC Finance (2012) Ltd.	5.00% Guaranteed Notes 2042	99.232	2042/05/02	2012/05/03
04548	China Merchants Finance Co. Ltd.	5.00% Guaranteed Notes 2022	98.877	2022/05/04	2012/05/07

Newly listed debt securities (continued)

Code	Issuer/company	Name of issue	Issue price	Maturity date	Listing date
04549	K. Wah Int'l Financial Services Ltd.	5.375% Guaranteed Notes 2017	100.000	2017/05/04	2012/05/07
04550	Hong Kong Mortgage Corporation Ltd., The	FR Notes Nov 2013	99.920	2013/11/30	2012/05/10
04213	The Govt of the HKSAR of the PRC	0.46% Bonds 2015	99.650	2015/05/11	2012/05/11
86023	The Bank of East Asia (China) Ltd.	3.65% CNY Bonds 2015	100.000	2015/05/11	2012/05/14
04551	Yancoal Int'l Res Dev Co., Ltd.	4.461% Guaranteed Notes 2017	100.000	2017/05/16	2012/05/17
04552	Yancoal Int'l Res Dev Co., Ltd.	5.73% Guaranteed Notes 2022	100.000	2022/05/16	2012/05/17
04026	Hong Kong Monetary Authority	0.23% Exchange Fund Notes 2014	99.920	2014/05/19	2012/05/18
04553	Sinopec Gp Overseas Dev (2012) Ltd.	2.75% Senior Notes 2017	99.717	2017/05/17	2012/05/18
04554	Sinopec Gp Overseas Dev (2012) Ltd.	3.90% Senior Notes 2022	99.697	2022/05/17	2012/05/18
04555	Sinopec Gp Overseas Dev (2012) Ltd.	4.875% Senior Notes 2042	99.672	2042/05/17	2012/05/18
04211 [#]	The Government of the HKSAR of the PRC	0.97% Bonds 2016	100.610	2016/12/08	2012/06/07
04556	Cheung Kong Finance (MTN) Ltd.	FR Guaranteed Notes 2015	100.000	2015/06/15	2012/06/18
86024	China Datang Overseas (HK) Co., Ltd.	4.5% Guar. CNY Bonds2015	100.000	2015/06/15	2012/06/18
04003 [#]	Hong Kong Monetary Authority	1.65% Exchange Fund Notes 2015	104.090	2015/06/15	2012/06/18
04027	Hong Kong Monetary Authority	0.44% Exchange Fund Notes 2017	99.750	2017/06/19	2012/06/19
04557	Swire Properties MTN Financing Ltd.	4.375% Guaranteed Notes 2022	99.576	2022/06/18	2012/06/19
04028	Hong Kong Monetary Authority	0.97% Exchange Fund Notes 2022	99.740	2022/06/20	2012/06/20
04214	The Govt of the HKSAR of the PRC	iBonds 2015	100.000	2015/06/22	2012/06/25
86025	Agricultural Development Bank of China	2.98% CNY Bonds 2014	100.000	2014/06/23	2012/06/25
86026	Agricultural Development Bank of China	3.20% CNY Bonds 2015	100.000	2015/06/22	2012/06/25
86027	Agricultural Development Bank of China	3.35% CNY Bonds 2017	100.000	2017/06/22	2012/06/25
04558	HLP Finance Ltd.	4.75% Guaranteed Notes 2022	98.564	2022/06/25	2012/06/26
86601	Ministry of Finance of the People's Republic of China	1.85% CNY Bonds 2015	100.000	2015/06/29	2012/07/03
86602	Ministry of Finance of the People's Republic of China	2.56% CNY Bonds 2017	100.000	2017/06/29	2012/07/03
86603	Ministry of Finance of the People's Republic of China	2.65% CNY Bonds 2019	100.000	2019/06/29	2012/07/03
86604	Ministry of Finance of the People's Republic of China	3.1% CNY Bonds 2022	100.000	2022/06/29	2012/07/03
86605	Ministry of Finance of the People's Republic of China	3.48% CNY Bonds 2027	100.000	2027/06/29	2012/07/03
04559	Cheung Kong Bond Securities (02) Ltd.	5.25% Guar. Senior Perpetual Sec	100.000	-	2012/07/10
86028	AVIC Int'l Finance & Investment Ltd.	4.8% Guar. CNY Bonds 2015	100.000	2015/07/09	2012/07/10
86606	Ministry of Finance of the People's Republic of China	2.38% CNY Bonds 2014	100.000	2014/07/19	2012/07/20
86029	Bank of China Ltd.	3.10% CNY Bonds 2015	100.000	2015/07/23	2012/07/24
04560	Dynamic Talent Ltd.	4.75% Guaranteed Notes 2017	100.000	2017/08/01	2012/08/02
85900	Sinotruk (Hong Kong) Ltd.	4.50% CNY Bonds 2014	100.000	2014/08/01	2012/08/02
85901	China Development Bank Corporation	3.10% CNY Bonds 2015	100.000	2015/01/16	2012/08/03
85902	China Development Bank Corporation	2.95% CNY Bonds 2015	100.000	2015/08/02	2012/08/03
85903	China Development Bank Corporation	3.45% CNY Bonds 2017	100.000	2017/01/16	2012/08/03
85904	China Development Bank Corporation	4.20% CNY Bonds 2027	100.000	2027/01/19	2012/08/03
85905	China Development Bank Corporation	4.30% CNY Bonds 2032	100.000	2032/08/02	2012/08/03
04554 [#]	Sinopec Gp Overseas Dev (2012) Ltd.	3.90% Senior Notes 2022	107.579	2022/05/17	2012/08/10
04561	Sound Global Ltd.	11.875% Senior Notes 2017	99.540	2017/08/10	2012/08/13
04029	Hong Kong Monetary Authority	0.17% Exchange Fund Notes 2014	99.940	2014/08/18	2012/08/17
04030	Hong Kong Monetary Authority	0.80% Exchange Fund Notes 2027	100.350	2027/08/27	2012/08/28
04562	Tencent Holdings Ltd.	3.375% Senior Notes 2018	99.771	2018/03/05	2012/09/06
04202 [#]	The Govt of the HKSAR of the PRC	2.07% Bonds 2014	103.620	2014/11/03	2012/09/06
04563	COSL Finance (BVI) Ltd.	3.25% Senior Guaranteed Notes 2022	99.341	2022/09/06	2012/09/07
04007 [#]	Hong Kong Monetary Authority	1.18% Exchange Fund Notes 2015	102.680	2015/09/21	2012/09/17

Newly listed debt securities (continued)

Code	Issuer/company	Name of issue	Issue price	Maturity date	Listing date
04031	Hong Kong Monetary Authority	0.25% Exchange Fund Notes 2017	99.430	2017/09/18	2012/09/18
04564	China Power Int'l Dev Ltd.	RMB Denominated USD Settled 2.75% Conv Bonds 2017	100.000	2017/09/18	2012/09/18
04565	Road King Infra Fin (2012) Ltd.	9.875% Guar.Senior Notes2017	100.000	2017/09/18	2012/09/19
04566	Sino (MTN) Ltd.	3.25% Notes 2017	99.561	2017/09/21	2012/09/24
04567	Sun Hung Kai & Co. (BVI) Ltd.	6.375% Guaranteed Notes 2017	99.684	2017/09/26	2012/09/27
04568	HLP Finance Ltd.	3.55% Guaranteed Notes 2022	100.000	2022/10/05	2012/10/08
04569	China Resources Cement Holdings Ltd.	2.125% Credit Enhanced Senior Bonds 2017	99.750	2017/10/05	2012/10/08
04571	LS Finance (2022) Ltd.	4.25% Guaranteed Bonds 2022	99.188	2022/10/16	2012/10/17
04570	CITIC Pacific Ltd.	6.80% Notes 2023	100.000	2023/01/17	2012/10/18
04572	RH International Finance Ltd.	4.25% Guaranteed Bonds 2017	99.444	2017/10/19	2012/10/22
04573	PB Issuer (No.3) Ltd.	1.875% Guaranteed Conv. Bonds 2018	100.000	2018/10/22	2012/10/24
04575	Hong Kong Exchanges and Clearing Ltd.	0.50% Conv. Bonds 2017	100.000	2017/10/23	2012/10/24
85906	Binhai Investment Co. Ltd.	6.50% CNY Bonds 2015	100.000	2015/10/25	2012/10/25
04577	Yuzhou Properties Co. Ltd.	11.75% Guaranteed Senior Notes2017	99.263	2017/10/25	2012/10/26
04574	CLP Power Hong Kong Financing Ltd.	2.875% Guar. Notes 2023	98.917	2023/04/26	2012/10/29
04576	CLP Power Hong Kong Financing Ltd.	3.375% Guar. Notes 2027	99.174	2027/10/26	2012/10/29
04578	Franshion Investment Ltd.	4.70% Guaranteed Senior Notes 2017	100.000	2017/10/26	2012/10/29
85907	China Guangdong Nuclear Power Holding Co.,Ltd.	3.75% CNY Bonds 2015	100.000	2015/11/02	2012/11/02
04206*	The Govt of the HKSAR of the PRC	1.43% Bonds 2015	103.110	2015/12/02	2012/11/08
85908	China ITS (Holdings) Co., Ltd.	10.0% CNY Bonds 2015	100.000	2015/11/08	2012/11/09
04581	China SCE Property Holdings Ltd.	11.5% Senior Notes 2017	100.000	2017/11/14	2012/11/15
04579	China Overseas Finance (Cayman) V Ltd.	3.95% Guaranteed Notes 2022	99.665	2022/11/15	2012/11/16
04580	China Overseas Finance (Cayman) V Ltd.	5.35% Guaranteed Notes 2042	99.792	2042/11/15	2012/11/16
04032	Hong Kong Monetary Authority	0.20% Exchange Fund Notes 2014	100.060	2014/11/19	2012/11/20
04541*	MTR Corporation (C.I.) Ltd.	2.0% Fixed Rate Notes 2017	102.308	2017/04/12	2012/11/20
04582	China Taiping Capital Ltd.	4.125% Guaranteed Notes 2022	99.272	2022/11/21	2012/11/22
85909	Korea Development Bank, The	3.25% CNY Notes 2013	100.000	2013/11/20	2012/11/23
04583	China Aoyuan Property Group Ltd.	13.875% Guar. Senior Notes 2017	97.830	2017/11/23	2012/11/26
85910	Central Plaza Development Ltd.	7.60% CNY Guar. Bonds 2015	100.000	2015/11/29	2012/11/30
04584	COSCO Finance (2011) Ltd.	4.00% Credit Enhanced Bonds 2022	98.766	2022/12/03	2012/12/04
04585	Amber Circle Funding Ltd.	2.00% Guaranteed Notes 2017	99.537	2017/12/04	2012/12/05
04586	Amber Circle Funding Ltd.	3.25% Guaranteed Notes 2022	99.223	2022/12/04	2012/12/05
04033	Hong Kong Monetary Authority	0.55% Exchange Fund Notes 2022	99.640	2022/12/05	2012/12/05
04587	K. Wah International Financial Services Ltd.	Floating Rate Notes 2017	100.000	2017/12/05	2012/12/06
04570*	CITIC Pacific Ltd.	6.80% Notes 2023	101.000	2023/01/17	2012/12/12
85911	Bitronic Ltd.	4% CNY Bonds 2015	100.000	2015/12/12	2012/12/13
04010*	Hong Kong Monetary Authority	1.52% Exchange Fund Notes 2015	104.020	2015/12/21	2012/12/17
04034	Hong Kong Monetary Authority	0.27% Exchange Fund Notes 2017	99.530	2017/12/18	2012/12/18

* Further issue

Withdrawal of listed debt securities

Code	Issuer	Particulars	Last trading date	Delisted date
01510	Chong Hing Bank Ltd.	Early redemption of its issue of Floating Rate Subordinated Note due 2016	2012/01/04	2012/01/10
02511	HBAP	Redemption of its issue of Callable CMS Spread Daily Range Fixed Accrual Notes due 2012	2012/01/10	2012/01/16
04198	Hong Kong Monetary Authority	Redemption of its issue of 0.64% Exchange Fund Notes due 2012	2012/02/14	2012/02/17
01513	Gainlead Int'l Ltd.	Redemption of its issue of Zero Coupon Convertible Bonds due 2012	2012/02/17	2012/02/23
04134	Hong Kong Monetary Authority	Redemption of its issue of 3.14% Exchange Fund Notes due 2012	2012/02/21	2012/02/24
04204	The Govt of the HKSAR of the PRC	Redemption of its issue of 0.70% Bonds due 2012	2012/02/29	2012/03/05
04163	Hong Kong Monetary Authority	Redemption of its issue of 4.06% Exchange Fund Notes due 2012	2012/03/14	2012/03/19
01516	Standard Chartered Bank (HK)	Early redemption of its issue of Floating Rate Subord Notes due 2017	2012/04/12	2012/04/18
02563	CLP Power Hong Kong Financing Ltd. – 100	Redemption of its issue of 6.25% Notes due 2012	2012/05/03	2012/05/09
02564	CLP Power Hong Kong Financing Ltd. – 1000		2012/05/03	2012/05/09
04002	Hong Kong Monetary Authority	Redemption of its issue of 0.72% Exchange Fund Notes due 2012	2012/05/14	2012/05/17
04137	Hong Kong Monetary Authority	Redemption of its issue of 3.61% Exchange Fund Notes due 2012	2012/05/23	2012/05/28
04314	Cosway Corp	Early redemption of its issue of 1-3.5% Irredeemable Con Unsecured Loan Sec due 2019	2012/05/29	2012/06/04
01517	New World China Land Fin Ltd	Redemption of its issue of Zero Coupon Gua Conv Bonds due 2012	2012/06/06	2012/06/12
04166	Hong Kong Monetary Authority	Redemption of its issue of 4.53% Exchange Fund Notes due 2012	2012/06/13	2012/06/18
04097	Hong Kong Monetary Authority	Redemption of its issue of 5.80% Exchange Fund Notes due 2012	2012/06/14	2012/06/19
01519	Cherating Capital Ltd.	Redemption of its issue of Exchangeable Trust Cert due 2012	2012/06/29	2012/07/06
02521	China Overseas Finance (Cayman) I Ltd.	Redemption of its issue of 5.75% Guar Notes due 2012	2012/07/10	2012/07/16
01602	Hang Seng Bank Ltd.	Redemption of its issue of Floating Rate Subordinated Notes due 2017	2012/07/17	2012/07/23
01489	Cable & Wireless plc – 100	Redemption of its issue of 8.75% Notes due 2011	2012/08/01	2012/08/07
01490	Cable & Wireless plc – 1000		2012/08/01	2012/08/07
02529	ENN Energy Holdings Ltd.	Redemption of its issue of 7.375% Guaranteed Notes due 2012	2012/08/01	2012/08/07
04005	Hong Kong Monetary Authority	Redemption of its issue of 0.50% Exchange Fund Notes 2012	2012/08/13	2012/08/16
04141	Hong Kong Monetary Authority	Redemption of its issue of 4.00% Exchange Fund Notes 2012	2012/08/22	2012/08/27
04205	The Govt of the HKSAR of the PRC	Redemption of its issue of 0.48% Bonds due 2012	2012/08/29	2012/09/03
04521	Hong Kong Mortgage Corporation Ltd.	Redemption of its issue of FR Notes Sep due 2012, The	2012/09/07	2012/09/13
04170	Hong Kong Monetary Authority	Redemption of its issue of 4.20% Exchange Fund Notes due 2012	2012/09/12	2012/09/17
04524	Hong Kong Mortgage Corporation Ltd.	Redemption of its issue of FR Notes due Oct 2012, The	2012/10/12	2012/10/18
04525	Hong Kong Mortgage Corporation Ltd.	Redemption of its issue of FR Notes due Oct 2012A, The	2012/10/17	2012/10/24
04008	Hong Kong Monetary Authority	Redemption of its issue of 0.36% Exchange Fund Notes due 2012	2012/11/14	2012/11/19
04144	Hong Kong Monetary Authority	Redemption of its issue of 4.49% Exchange Fund Notes due 2012	2012/11/21	2012/11/26
04103	Hong Kong Monetary Authority	Redemption of its issue of 4.50% Exchange Fund Notes due 2012	2012/11/29	2012/12/04
01605	China Nickel Resources Holdings	Redemption of its issue of Zero Coupon Conv Bonds due 2012	2012/12/07	2012/12/13
04173	Hong Kong Monetary Authority	Redemption of its issue of 2.66% Exchange Fund Notes due 2012	2012/12/12	2012/12/17

Debt securities trading by type of issue, 2008-2012

HK\$ mil

Year/month	No. of issues	Bank	Corporation	State			Total
				State	corporation	Supranational	
2008	172	0.00	0.00	1.30	6.10	0.00	7.39
2009	157	0.00	0.00	0.00	3.97	0.00	3.97
2010	169	0.00	0.00	0.00	1.58	0.00	1.58
2011	169	0.00	0.98	840.33	1.95	0.00	843.26
2012	269	0.00	0.02	2769.33	1.21	0.00	2,770.56
2012 Jan	194	0.00	0.00	136.02	0.00	0.00	136.02
Feb	203	0.00	0.00	152.90	0.00	0.00	152.90
Mar	209	0.00	0.01	101.46	0.00	0.00	101.47
Apr	215	0.00	0.02	37.22	0.00	0.00	37.23
May	225	0.00	0.00	51.50	0.00	0.00	51.50
Jun	231	0.00	0.00	980.99	0.00	0.00	980.99
Jul	237	0.00	0.00	363.34	0.00	0.00	363.34
Aug	243	0.00	0.00	222.11	1.21	0.00	223.32
Sep	247	0.00	0.00	156.20	0.00	0.00	156.20
Oct	257	0.00	0.00	131.22	0.00	0.00	131.22
Nov	265	0.00	0.00	175.40	0.00	0.00	175.40
Dec	269	0.00	0.00	260.98	0.00	0.00	260.98

Market value of listed debt securities as at the end of 2012

Major group	No. of issuers	No. of issues	Nominal amount
			(HK\$mil)
Bank	4	11	39,305.78
Corporation	71	134	509,590.06
State	7	91	250,141.00
State corporation	10	32	83,341.57
Supranational	1	1	1,406.10
Total	93	269	883,784.51

Listed debt securities, 2008 – 2012

Country	2008		2009		2010		2011		2012	
	No. of issues	Nominal amount (HK\$mil)	No. of issues	Nominal amount (HK\$mil)	No. of issues	Nominal amount (HK\$mil)	No. of issues	Nominal amount (HK\$mil)	No. of issues	Nominal amount (HK\$mil)
Hong Kong	141	230,173.89	132	232,960.25	143	319,904.84	163	406,150.23	215	653,919.37
PRC	13	69,183.50	11	61,383.50	10	58,270.00	10	62,170.00	34	114,084.02
Foreign	18	114,644.30	14	97,564.63	15	108,837.77	18	119,149.14	19	114,375.02
Supranational	0	0.00	0	0.00	1	1,406.10	1	1,406.10	1	1,406.10
Total	172	414,001.69	157	391,908.38	169	488,418.71	192	588,875.47	269	883,784.51

Newly listed unit trusts and mutual funds

Code	Unit trust / mutual fund	Fund manager	Issue	Amount	Listing date
			price (HK\$)	raised (HK\$mil)	
03026	db x-trackers II Australian Dollar Cash ETF	DB Platinum Advisors	n.a.	n.a.	2012/01/12
03055	db x-trackers MSCI China TRN Index ETF	DB Platinum Advisors	n.a.	n.a.	2012/01/12
03045	db x-trackers MSCI India TRN Index ETF	DB Platinum Advisors	n.a.	n.a.	2012/01/12
03099	db x-trackers MSCI Indonesia TRN Index ETF	DB Platinum Advisors	n.a.	n.a.	2012/01/12
03082	db x-trackers MSCI Malaysia TRN Index ETF	DB Platinum Advisors	n.a.	n.a.	2012/01/12
03092	db x-trackers MSCI Thailand TRN Index ETF	DB Platinum Advisors	n.a.	n.a.	2012/01/12
03054	Mirae Asset TIGER S&P Emerging Asia Consumer ETF	Mirae Asset Global Investments (Hong Kong) Limited	n.a.	n.a.	2012/01/27
03056	Mirae Asset TIGER S&P Global Consumer Brands ETF	Mirae Asset Global Investments (Hong Kong) Limited	n.a.	n.a.	2012/01/27
03064	Mirae Asset TIGER S&P Asia ex JANZ Financials ETF	Mirae Asset Global Investments (Hong Kong) Limited	n.a.	n.a.	2012/01/27
03066	Mirae Asset TIGER S&P Asia ex JANZ IT ETF	Mirae Asset Global Investments (Hong Kong) Limited	n.a.	n.a.	2012/01/27
03075	Mirae Asset TIGER S&P Asia ex JANZ Industrials ETF	Mirae Asset Global Investments (Hong Kong) Limited	n.a.	n.a.	2012/01/27
03076	Mirae Asset TIGER S&P Asia ex JANZ Energy ETF	Mirae Asset Global Investments (Hong Kong) Limited	n.a.	n.a.	2012/01/27
03078	Mirae Asset TIGER S&P Asia ex JANZ Materials ETF	Mirae Asset Global Investments (Hong Kong) Limited	n.a.	n.a.	2012/01/27
83168	Hang Seng RMB Gold ETF	Hang Seng Investment Management Limited	RMB 35.24	RMB 111.12 (equivalent to HKD136.80)	2012/02/14
03070	Ping An of China CSI HK Dividend ETF	Ping An of China Asset Management (Hong Kong) Company Limited	n.a.	n.a.	2012/02/15
03072	Ping An of China CSI HK Mid Cap Select ETF	Ping An of China Asset Management (Hong Kong) Company Limited	n.a.	n.a.	2012/02/15
03098	Ping An of China CSI RAFI HK50 ETF	Ping An of China Asset Management (Hong Kong) Company Limited	n.a.	n.a.	2012/02/15
03029	XIE Shares Malaysia (FTSE Bursa Malaysia KLCI) ETF	Enhanced Investment Products Limited	n.a.	n.a.	2012/02/16
03069	XIE Shares Thailand (SET50) ETF	Enhanced Investment Products Limited	n.a.	n.a.	2012/02/16
03089	XIE Shares Taiwan (TAIEX) ETF	Enhanced Investment Products Limited	n.a.	n.a.	2012/02/16
03090	XIE Shares Korea (KOSPI 200) ETF	Enhanced Investment Products Limited	n.a.	n.a.	2012/02/16
03031	XIE Shares Indonesia (LQ45) ETF	Enhanced Investment Products Limited	n.a.	n.a.	2012/02/21
03037	XIE Shares Philippines (PSEi) ETF	Enhanced Investment Products Limited	n.a.	n.a.	2012/02/21
03091	XIE Shares India (S&P CNX Nifty) ETF	Enhanced Investment Products Limited	n.a.	n.a.	2012/02/21
03041	Value Korea ETF	Sensible Asset Management Hong Kong Limited	n.a.	n.a.	2012/05/28
03060	Value Taiwan ETF	Sensible Asset Management Hong Kong Limited	n.a.	n.a.	2012/05/28
03084	Value Japan ETF	Sensible Asset Management Hong Kong Limited	n.a.	n.a.	2012/05/28
83188/03188	ChinaAMC CSI 300 Index ETF	China Asset Management (Hong Kong) Limited	n.a.	n.a.	2012/07/17
83100/03100	E Fund CSI 100 A-Share Index ETF	E Fund Management (Hong Kong) Co., Limited	n.a.	n.a.	2012/08/27
82822/02822	CSOP FTSE China A50 ETF	CSOP Asset Management Limited	n.a.	n.a.	2012/08/28
02824	Lippo Select HK & Mainland Property ETF	Lippo Investments Management Limited	n.a.	n.a.	2012/09/26
83118/03118	Harvest MSCI China A Index ETF	Harvest Global Investments Limited	n.a.	n.a.	2012/10/12
02830	ETFS Physical Gold ETF	ETF Securities (HK) Limited	n.a.	n.a.	2012/11/28
03117	ETFS Physical Silver ETF	ETF Securities (HK) Limited	n.a.	n.a.	2012/11/28
03119	ETFS Physical Platinum ETF	ETF Securities (HK) Limited	n.a.	n.a.	2012/11/28

Withdrawal of listed unit trusts and mutual funds

Code	Unit trust/mutual fund	Last trading date	Delisted date
02837	Lyxor ETF MSCI Taiwan	2012/03/07	2012/03/13
02820	Lyxor ETF MSCI Emerging Markets	2012/03/07	2012/03/13
02814	Lyxor ETF Japan (TOPIX)	2012/03/07	2012/03/13
02806	Lyxor ETF FTSE RAFI Europe	2012/03/07	2012/03/13
02803	Lyxor ETF FTSE RAFI US 1000	2012/03/07	2012/03/13
02831	Lyxor ETF Russia (DJ RUSINDEX TITANS 10)	2012/03/07	2012/03/13
02809	Lyxor ETF Commodities Thomson Reuters/Jefferies CRB TR	2012/03/07	2012/03/13
02826	Lyxor ETF NASDAQ-100	2012/03/07	2012/03/13
02813	Lyxor ETF MSCI Korea	2012/03/07	2012/03/13
02810	Lyxor ETF MSCI India	2012/03/07	2012/03/13
02815	Lyxor ETF MSCI AC Asia-Pacific ex Japan	2012/03/07	2012/03/13
02812	Lyxor ETF MSCI World	2012/03/07	2012/03/13

Individual performance on unit trusts and mutual funds as at the end of 2012

Code	Name	Closing price [#]		Change (%)	Turnover value (HK\$mil) *	Market value [#] (HK\$mil)
		2012 (HK\$)	2011 (HK\$)			
02810	X LYXORETF IND				65.18	
02814	X LYXORETF JPN				22.12	
02813	X LYXORETF KOR				75.86	
02826	X LYXORETF NDX				10.92	
02806	X LYXORETF RFEU				10.62	
02803	X LYXORETF RFUS				8.79	
02831	X LYXORETF RUS				70.99	
02837	X LYXORETF TWN				73.49	
02812	X LYXORETF WLD				27.36	
02818	X PING AN CRA50	26.00	24.30	7.00	4.38	182.00
03024	X WISE SSE50ETF	17.28	15.56	11.05	19.15	193.54
02827	X WISECSI300ETF	29.30	27.65	5.97	9,141.35	9,094.72
03091	X XIE INDIA	7.68	n.a.	–	70.58	153.60
03031	X XIE INDO	7.97	n.a.	–	54.94	15.94
03090	X XIE KOREA	8.33	n.a.	–	99.94	141.61
03029	X XIE MALAY	8.68	n.a.	–	29.75	65.10
03037	X XIE PHIL	9.95	n.a.	–	45.97	19.90
03089	X XIE TAIWAN	8.02	n.a.	–	65.71	168.42
03069	X XIE THAI	9.92	n.a.	–	70.76	74.40
Real Estates Investment Trusts (REITs)						
02778	CHAMPION REIT	3.71	2.92	27.05	5,538.94	21,040.75
00778	FORTUNE REIT	6.39	3.79	68.60	3,570.00	10,849.11
87001	HUI XIAN REIT	RMB4.15	RMB3.56	–	3,387.86	25,920.99
00823	LINK REIT	38.70	28.60	35.31	46,984.24	88,406.38
00808	PROSPERITY REIT	2.35	1.50	56.67	1,167.75	3,242.69
01881	REGAL REIT	2.22	1.79	24.02	810.28	7,231.50
00625	RREEF CCT REIT	4.35	4.35	–	–	2,019.10
00435	SUNLIGHT REIT	3.30	2.22	48.65	1,271.84	5,318.49
00405	YUEXIU REIT	3.68	3.43	7.29	4,418.43	10,095.01
Others						
00820	HSBCDRAGON FUND	7.03	6.32	11.23	306.09	1,474.98
02301	NEW ERA PRC F	n.a.	n.a.	–	–	–
Total					589,535.44	1,015,401.07

Notes: * Trading in foreign currency securities have been converted in HKD

[#] Year end figures

n.a. Closing price is not available.

Market value for unit trusts and mutual funds, 2008 – 2012

Year/Month	Exchange Traded Funds (ETF)		Real Estate Investment Trust (REIT)		Others		Total		
	No. of issues	Market value (HK\$mil)	No. of issues	Market value (HK\$mil)	No. of issues	Market value (HK\$mil)	No. of issues	Market value (HK\$mil)	
2008	24	266,475.46	7	46,405.95	2	1,439.29	33	314,320.70	
2009	43	496,812.50	7	73,818.20	2	3,038.50	52	573,669.20	
2010	69	696,344.55	8	102,876.43	2	3,034.79	79	802,255.77	
2011	77	712,137.75	9	123,990.18	2	2,210.02	88	838,337.95	
2012	100	839,802.08	9	174,124.01	2	1,474.98	111	1,015,401.07	
2012	Jan	90	768,095.89	9	127,528.85	2	2,342.90	101	897,967.64
	Feb	101	807,637.93	9	134,644.65	2	2,482.78	112	944,765.36
	Mar	89	759,673.29	9	131,556.21	2	2,391.86	100	893,621.36
	Apr	89	763,183.89	9	139,559.15	2	2,395.36	100	905,138.39
	May	92	710,370.11	9	130,561.03	2	2,430.32	103	843,361.47
	Jun	92	711,788.89	9	136,167.04	2	2,367.38	103	850,323.31
	Jul	93	735,082.83	9	146,527.88	2	2,346.40	104	883,957.11
	Aug	95	739,945.33	9	151,530.47	2	2,325.42	106	893,801.22
	Sep	96	808,879.98	9	158,736.84	2	2,157.57	107	969,774.39
	Oct	97	811,566.43	9	171,961.85	2	1,317.62	108	984,845.91
	Nov	100	826,051.95	9	184,604.06	2	1,300.84	111	1,011,956.84
	Dec	100	839,802.08	9	174,124.01	2	1,474.98	111	1,015,401.07

Trading value for unit trusts and mutual funds, 2008 – 2012

Year/Month	No. of trading days	Exchange Traded Funds (ETF)		Real Estate Investment Trust (REIT)		Others		Total	
		Turnover value (HK\$mil)	Average daily (HK\$mil)	Turnover value (HK\$mil)	Average daily (HK\$mil)	Turnover value (HK\$mil)	Average daily (HK\$mil)	Turnover value (HK\$mil)	Average daily (HK\$mil)
2008	245	441,102.94	1,800.42	51,494.26	210.18	1,853.57	7.57	494,450.77	2,018.17
2009	249	499,685.87	2,006.77	43,078.11	173.00	1,047.20	4.21	543,811.17	2,183.98
2010	249	604,457.98	2,427.54	43,890.09	176.27	741.32	2.98	649,089.39	2,606.78
2011	246	545,295.49	2,216.65	55,524.18	225.71	498.52	2.03	601,318.19	2,444.38
2012	247	522,080.01	2,113.68	67,149.34	271.86	306.09	1.24	589,535.44	2,386.78
2012	Jan	18	31,824.13	1,768.01	3,434.11	190.78	19.52	35,277.76	1,959.88
	Feb	21	46,831.71	2,230.08	5,949.91	283.33	46.46	52,828.08	2,515.62
	Mar	22	36,957.56	1,679.89	4,036.49	183.48	16.96	41,011.01	1,864.14
	Apr	18	29,832.61	1,657.37	3,960.11	220.01	10.92	33,803.64	1,877.98
	May	22	38,659.50	1,757.25	8,420.57	382.75	30.50	47,110.58	2,141.39
	Jun	21	24,357.25	1,159.87	4,467.73	212.75	25.13	28,850.11	1,373.81
	Jul	21	27,087.91	1,289.90	4,569.12	217.58	11.46	31,668.49	1,508.02
	Aug	23	34,438.53	1,497.33	4,745.37	206.32	73.52	39,257.43	1,706.84
	Sep	20	38,453.39	1,922.67	5,076.66	253.83	20.37	43,550.41	2,177.52
	Oct	20	43,691.10	2,184.55	6,462.54	323.13	11.87	50,165.50	2,508.28
	Nov	22	71,603.85	3,254.72	8,069.99	366.82	14.80	79,688.65	3,622.21
	Dec	19	98,342.46	5,175.92	7,956.73	418.78	24.59	106,323.79	5,595.99

Note: Trading in foreign currency unit trusts have been converted in HKD

Trading value and volume for NASDAQ stocks, 2008 – 2012

Year/month	No. of issues	No. of trading days	Value (HK\$)		Volume (shares)		Deals		
			Total	Average daily	Total	Average daily	Total	Average daily	
2008	7	245	1,529,100	6,241	8,060	33	43	0	
2009	7	249	2,072,100	8,322	13,140	53	70	0	
2010	7	249	1,977,730	7,943	10,780	43	47	0	
2011	7	246	517,270	2,103	3,750	15	22	0	
2012	7	247	628,923	2,546	3,620	15	11	0	
2012	Jan	7	18	-	-	-	-	-	-
	Feb	7	21	-	-	-	-	-	-
	Mar	7	22	-	-	-	-	-	-
	Apr	7	18	4,500	250	20	1	1	0
	May	7	22	136,813	6,219	870	40	5	0
	Jun	7	21	-	-	-	-	-	-
	Jul	7	21	382,880	18,232	2,080	99	2	0
	Aug	7	23	37,030	1,610	230	10	1	0
	Sep	7	20	67,700	3,385	420	21	2	0
	Oct	7	20	-	-	-	-	-	-
	Nov	7	22	-	-	-	-	-	-
	Dec	7	19	-	-	-	-	-	-

Trading value and volume for iShares, 2008 – 2012

Year/month	No. of issues	No. of trading days	Value (HK\$)		Volume (shares)		Deals	
			Total	Average daily	Total	Average daily	Total	Average daily
2008	2	245	-	-	-	-	-	-
2009	2	249	-	-	-	-	-	-
2010	2	249	40,123	161	400	2	1	0
2011	2	246	-	-	-	-	-	-
2012	2	247	-	-	-	-	-	-
2012	Jan	2	18	-	-	-	-	-
	Feb	2	21	-	-	-	-	-
	Mar	2	22	-	-	-	-	-
	Apr	2	18	-	-	-	-	-
	May	2	22	-	-	-	-	-
	Jun	2	21	-	-	-	-	-
	Jul	2	21	-	-	-	-	-
	Aug	2	23	-	-	-	-	-
	Sep	2	20	-	-	-	-	-
	Oct	2	20	-	-	-	-	-
	Nov	2	22	-	-	-	-	-
	Dec	2	19	-	-	-	-	-

Note: The exchange rate of HK\$7.8/US\$1 was used to calculate the equivalent value in Hong Kong dollars.

Turnover value on RMB listed securities products by type, 2010 – 2012

		Equities	ETF		REIT	Debt securities	Derivative warrants	Total	
			Gold	RQFII [#]				(in RMB mil.)	(in HKD mil. equiv.)
2010*		-	-	-	-	-	-	-	-
2011		-	-	-	8,036.32	-	-	8,036.32	9,577.84
2012		139.73	45.36	12,673.02	2,782.71	42.69	6.59	15,690.10	19,207.15
2012	Jan	-	-	-	457.33	-	-	457.33	557.24
	Feb	-	8.18	-	491.77	-	-	499.95	608.91
	Mar	-	16.34	-	336.77	-	-	353.12	429.81
	Apr	-	3.43	-	279.89	-	-	283.33	345.24
	May	-	2.97	-	244.56	-	-	247.53	300.84
	Jun	-	2.65	-	131.16	-	-	133.81	161.40
	Jul	-	0.84	690.75	149.65	31.77	-	873.02	1,050.77
	Aug	-	0.78	628.50	103.72	4.36	-	737.35	889.63
	Sep	-	4.30	1,087.69	138.25	3.04	-	1,233.28	1,495.65
	Oct	56.16	3.34	1,862.81	156.65	1.82	-	2,080.77	2,550.89
	Nov	61.90	1.23	3,991.55	164.66	0.61	-	4,219.96	5,191.19
	Dec	21.67	1.31	4,411.72	128.29	1.09	6.59	4,570.66	5,625.58

* The first RMB security products was listed on 22 October 2010

RMB-denominated ETFs tracking A-share indices issued under RMB Qualified Foreign Institutional Investors (RQFII) quota (RQFII A-share ETFs)

List of listed RMB securities products

End of 2012

Code	Securities	Type	Listing date	First trading date
86001	Asian Dev Bank 2.85% Notes 2020	Debt securities	2010/10/22	2010/10/22
86002	Galaxy Entertainment 4.625% Bonds 2013	Debt securities	2010/12/17	2010/12/17
86003	HKCG 1.40% CNY Notes 2016	Debt securities	2011/04/12	2011/04/12
87001	Hui Xian Real Estate Investment Trust	REIT	2011/04/29	2011/04/29
86004	Rainbow Days 2% Bonds 2014	Debt securities	2011/07/04	2011/07/04
86005	Rainbow Days 3% Bonds 2016	Debt securities	2011/07/04	2011/07/04
86006	Genting HK 3.95% CNY Bonds 2014	Debt securities	2011/07/05	2011/07/05
86007	Intime 4.65% CNY Bonds 2014	Debt securities	2011/07/20	2011/07/20
86008	Tesco 1.75% CNY Notes 2014	Debt securities	2011/09/02	2011/09/02
86009	Asia Cement 2.95% CNY Notes 2014	Debt securities	2011/10/03	2011/10/03
86010	CNPC 2.55% CNY Bonds 2013	Debt securities	2011/10/27	2011/10/27
86011	CNPC 2.95% CNY Bonds 2014	Debt securities	2011/10/27	2011/10/27
86012	ADBC 3.0% CNY Bonds 2014	Debt securities	2012/01/18	2012/01/18
86013	ADBC 3.2% CNY Bonds 2015	Debt securities	2012/01/18	2012/01/18
86014	ADBC 3.50% CNY Bonds 2017	Debt securities	2012/01/18	2012/01/18
83168	Hang Seng RMB Gold ETF	ETF	2012/02/14	2012/02/14
86015	Baosteel 3.125% CNY Bonds 2013	Debt securities	2012/02/20	2012/02/20
86016	Baosteel 3.5% CNY Bonds 2014	Debt securities	2012/02/20	2012/02/20
86017	Baosteel 4.375% CNY Bonds 2016	Debt securities	2012/02/20	2012/02/20
86018	Baosteel 3.25% CNY Bonds 2014	Debt securities	2012/03/01	2012/03/01
86019	Baosteel 3.675% CNY Bonds 2015	Debt securities	2012/03/01	2012/03/01
86020	Baosteel 4.15% CNY Bonds 2017	Debt securities	2012/03/01	2012/03/01
86021	New World China Land 8.5% CNY Bonds 2015	Debt securities	2012/04/12	2012/04/12
86022	ITNL Offshore 5.75% CNY Bonds 2015	Debt securities	2012/04/27	2012/04/27
86023	Bank of East Asia (China) 3.65% CNY Bonds 2015	Debt securities	2012/05/14	2012/05/14
86024	China Datang 4.5% CNY Bonds 2015	Debt securities	2012/06/18	2012/06/18
86025	ADBC 2.98% CNY Bonds 2014	Debt securities	2012/06/25	2012/06/25
86026	ADBC 3.2% CNY Bonds 2015	Debt securities	2012/06/25	2012/06/25
86027	ADBC 3.35% CNY Bonds 2017	Debt securities	2012/06/25	2012/06/25
86601	Ministry of Finance PRC 1.85% CNY Bonds 2015	Debt securities	2012/07/03	2012/07/03
86602	Ministry of Finance PRC 2.56% CNY Bonds 2017	Debt securities	2012/07/03	2012/07/03
86603	Ministry of Finance PRC 2.65% CNY Bonds 2019	Debt securities	2012/07/03	2012/07/03
86604	Ministry of Finance PRC 3.1% CNY Bonds 2022	Debt securities	2012/07/03	2012/07/03
86605	Ministry of Finance PRC 3.48% CNY Bonds 2027	Debt securities	2012/07/03	2012/07/03
86028	AVIC 4.8% CNY Bonds 2015	Debt securities	2012/07/10	2012/07/10
83188	* # ChinaAMC CSI 300 Index ETF	ETF	2012/07/17	2012/07/17
86606	Ministry of Finance PRC 2.38% CNY Bonds 2014	Debt securities	2012/07/20	2012/07/20
86029	Bank of China 3.1% CNY Bonds 2015	Debt securities	2012/07/24	2012/07/24
85900	Sinotruck 4.5% CNY Bonds 2014	Debt securities	2012/08/02	2012/08/02
85901	China Development Bank 3.1% CNY Bonds 2015	Debt securities	2012/08/03	2012/08/03
85902	China Development Bank 2.95% CNY Bonds 2015	Debt securities	2012/08/03	2012/08/03
85903	China Development Bank 3.45% CNY Bonds 2017	Debt securities	2012/08/03	2012/08/03
85904	China Development Bank 4.20% CNY Bonds 2027	Debt securities	2012/08/03	2012/08/03
85905	China Development Bank 4.30% CNY Bonds 2032	Debt securities	2012/08/03	2012/08/03
83100	* # E Fund CSI 100 A-Shares Index ETF	ETF	2012/08/27	2012/08/27
82822	* # CSOP FTSE China A50 ETF	ETF	2012/08/28	2012/08/28
83118	* # Harvest MSCI China A Index ETF	ETF	2012/10/12	2012/10/12
85906	Binhai Investment Co. Ltd. 6.5% CNY Bonds 2015	Debt securities	2012/10/25	2012/10/25
80737	* ^ Hopewell Highway Infrastructure Ltd	Equity	2003/08/06	2012/10/29
85907	China Guangdong Nuclear Power Holdings Co. Ltd 3.75% CNY Bonds 2015	Debt securities	2012/11/02	2012/11/02
85908	China ITS 4.30% CNY Bonds 2032	Debt securities	2012/11/09	2012/11/09
85909	Korea Development Bank 3.25% CNY Notes 2013	Debt securities	2012/11/23	2012/11/23
85910	Central Plaza Development Ltd 7.6% CNY Bonds 2015	Debt securities	2012/11/30	2012/11/30
85911	Bitronic Ltd % CNY Bonds 2015	Debt securities	2012/12/13	2012/12/13
89000	BNP Paribas Arbit Issu B.V.-CAM CSI300 Euro Wts Jan 2014 A	DW	2012/12/19	2012/12/19
89001	BNP Paribas Arbit Issu B.V.-CSOP A50 ETF Wts Aug 2013 A	DW	2012/12/20	2012/12/20
89002	Credit Suisse AG-CAM CSI300 ETF Euro Wts Jul 2013 A	DW	2012/12/31	2012/12/31

* Securities traded in dual counters for RMB and HKD

RQFII A-share ETF

^ First listed on 6 August 2003 and traded in HKD on counter 737

Stock trading value, 1970-2012

HK\$mil

Year	Whole year value	No. of trading days	Average daily	High day (*)		Low day (*)	
				Value	Date	Value	Date
1970	6,056.13	294	20.60	56.69	03/10	6.15	06/09
1971	14,806.21	276	53.65	211.39	09/20	9.12	03/01
1972	42,907.54	247	173.71	659.34	11/10	21.48	02/02
1973	48,880.44	245	199.51	704.69	02/08	35.39	08/29
1974	11,436.70	245	46.68	219.33	06/17	10.91	12/05
1975	10,359.91	246	42.11	167.46	03/06	9.00	01/06
1976	13,183.31	248	53.16	223.42	02/26	9.72	07/26
1977	6,132.43	246	24.93	67.47	04/18	8.54	10/10
1978	27,445.86	244	112.48	410.91	08/18	9.39	02/10
1979	25,632.21	246	104.20	407.69	09/26	18.39	01/02
1980	95,670.54	246	388.90	1,424.95	11/03	47.58	04/09
1981	105,970.90	244	434.31	991.92	06/12	132.90	10/26
1982	46,221.25	247	187.13	2,064.18	04/26	68.68	12/23
1983	37,166.26	247	150.47	589.22	07/15	40.37	01/04
1984	48,808.70	248	196.81	1,264.27	01/13	38.50	01/03
1985	75,821.03	247	306.97	3,308.08	02/01	116.04	12/23
1986	123,128.35	247	498.50	1,721.13	10/08	124.62	02/05
1987	371,406.46	246	1,509.78	5,407.55	10/02	401.58	04/21
1988	199,480.68	248	804.36	1,889.48	06/15	230.00	09/19
1989	299,146.70	246	1,216.04	3,673.60	05/23	290.01	07/18
1990	288,714.90	248	1,164.17	3,280.82	08/07	338.36	12/28
1991	334,103.92	248	1,347.19	3,389.14	07/05	241.35	01/02
1992	700,577.50	250	2,802.31	6,420.47	05/25	965.50	01/03
1993	1,222,675.13	249	4,910.34	12,909.44	12/10	1,019.78	01/04
1994	1,137,414.00	248	4,586.35	17,204.66	01/07	1,313.55	07/04
1995	826,800.60	247	3,347.37	9,924.41	05/12	1,385.27	05/01
1996	1,412,242.38	249	5,671.66	13,803.84	12/06	2,734.90	05/27
1997	3,788,959.79	245	15,465.14	46,096.84	08/29	3,253.55	12/29
1998	1,701,112.01	247	6,887.09	79,002.61	08/28	1,221.90	12/28
1999	1,915,940.58	247	7,756.84	17,387.59	11/16	2,100.34	02/22
2000	3,047,565.32	247	12,338.32	35,746.19	02/15	4,565.80	12/27
2001	1,950,086.74	243	8,025.05	17,752.03	04/19	2,906.48	12/27
2002	1,599,074.57	247	6,473.99	12,982.41	05/02	2,734.31	01/02
2003	2,545,675.94	248	10,264.82	34,464.21	12/16	2,136.95	01/02
2004	3,948,350.84	249	15,856.83	38,758.84	01/13	7,378.09	08/17
2005	4,498,095.11	247	18,210.91	34,617.04	03/02	9,835.58	05/24
2006	8,332,633.24	247	33,735.36	76,008.14	10/27	16,451.20	06/19
2007	21,506,271.44	246	87,423.87	209,808.30	10/03	35,013.62	03/15
2008	17,600,713.87	245	71,839.65	156,353.59	01/23	21,951.90	12/29
2009	15,439,486.88	249	62,005.97	146,624.25	05/13	28,531.97	03/12
2010	17,076,412.14	249	68,579.97	138,533.28	10/14	33,995.19	02/18
2011	17,091,116.87	246	69,476.08	124,773.84	08/05	24,466.29	12/30
2012	13,267,508.72	247	53,714.61	127,100.48	03/06	22,225.20	12/24

Records since 1970

High year: 2007

High day: 2007/10/03

Low year: 1970

Low day: 1970/06/09

(*) Only full trading days are included for the records.
Market turnover values since 1993 were adjusted for late reported and rejected sales.
Prior to 2 April 1986, there were four stock exchanges in Hong Kong.

Key statistics for listed stocks (1976-2012)

Year	No. of listed companies	No. of listed securities	Equities funds raised* (HK\$mil)	Total issued capital (HK\$mil)	Market capitalisation (HK\$mil)
1976	295	319	n.a.	23,258	56,675
1977	284	315	n.a.	23,427	51,278
1978	265	298	n.a.	24,916	65,939
1979	262	298	n.a.	26,853	112,809
1980	262	309	n.a.	33,080	209,753
1981	269	335	n.a.	59,274	232,331
1982	273	342	n.a.	63,561	131,640
1983	277	351	n.a.	67,941	142,094
1984	278	348	n.a.	69,945	184,642
1985	279	340	n.a.	72,235	269,511
1986	253	335	14,707	73,106	419,281
1987	276	412	48,082	90,713	419,612
1988	304	479	18,506	106,214	580,378
1989	298	479	20,345	103,404	605,010
1990	299	520	21,233	108,808	650,410
1991	357	597	39,457	117,547	949,172
1992	413	749	105,113	136,111	1,332,184
1993	477	891	90,005	164,062	2,975,379
1994	529	1,006	51,861	177,568	2,085,182
1995	542	1,033	39,202	180,423	2,348,310
1996	583	1,272	100,018	202,861	3,475,965
1997	658	1,533	247,577	236,716	3,202,630
1998	680	1,246	38,257	238,612	2,661,713
1999	701	1,205	148,120	225,577	4,727,527
2000	736	1,294	451,281	283,356	4,795,150
2001	756	1,075	58,593	321,071	3,885,342
2002	812	1,416	101,413	378,586	3,559,099
2003	852	1,598	209,116	400,365	5,477,670
2004	892	1,971	276,521	431,927	6,629,177
2005	934	2,448	298,660	704,903	8,113,333
2006	975	3,184	516,025	892,349	13,248,821
2007	1,048	5,896	571,078	953,098	20,536,463
2008	1,087	5,654	418,188	972,136	10,253,589
2009	1,145	6,441	637,734	1,034,447	17,769,271
2010	1,244	7,730	845,486	1,230,965	20,942,284
2011	1,326	6,551	482,834	1,280,438	17,452,667
2012	1,368	6,723	300,231	1,306,671	21,871,730

Year-end figures

n.a. Not available

* Equities funds raised prior to 1990 do not include share option scheme.

Highest turnover records Main Board

Year		
Rank	Value (HK\$mil)	Year
1	21,506,271.44	2007
2	17,600,713.87	2008
3	17,091,116.87	2011
4	17,076,412.14	2010
5	15,439,486.88	2009
6	13,267,508.72	2012
7	8,332,633.24	2006
8	4,498,095.11	2005
9	3,948,350.84	2004
10	3,788,959.79	1997

Quarter		
Rank	Value (HK\$mil)	Year/Quarter
1	8,306,624.27	2007/4
2	6,102,056.58	2007/3
3	5,901,036.22	2008/1
4	5,494,945.12	2010/4
5	4,684,220.74	2011/1
6	4,623,402.28	2008/2
7	4,562,366.77	2011/3
8	4,353,187.76	2009/2
9	4,312,121.38	2009/3
10	4,175,836.48	2011/2

Month		
Rank	Value (HK\$mil)	Year/Month
1	3,473,846.35	2007/10
2	2,993,364.29	2007/11
3	2,623,012.43	2008/01
4	2,154,141.65	2010/11
5	2,152,013.07	2007/08
6	2,071,514.56	2007/09
7	1,955,375.05	2010/10
8	1,878,528.95	2007/07
9	1,839,413.64	2007/12
10	1,813,627.99	2008/04

Day		
Rank	Value (HK\$mil)	Date
1	209,808.30	2007/10/03
2	200,833.43	2007/10/16
3	195,257.20	2007/10/12
4	185,024.96	2007/10/30
5	178,712.17	2007/10/11
6	177,627.69	2007/10/29
7	174,395.47	2007/10/15
8	169,636.11	2007/11/06
9	168,521.99	2007/10/18
10	165,175.30	2007/10/25

Main Board and GEM

Year		
Rank	Value (HK\$mil)	Year
1	21,665,529.92	2007
2	17,652,800.86	2008
3	17,210,077.74	2010
4	17,154,074.38	2011
5	15,515,248.69	2009
6	13,301,049.76	2012
7	8,376,311.12	2006
8	4,520,431.80	2005
9	3,974,111.69	2004
10	3,788,959.79	1997

Quarter		
Rank	Value (HK\$mil)	Year/Quarter
1	8,339,767.42	2007/4
2	6,156,615.82	2007/3
3	5,922,420.08	2008/1
4	5,533,486.38	2010/4
5	4,706,837.99	2011/1
6	4,640,846.32	2008/2
7	4,572,502.61	2011/3
8	4,372,749.49	2009/2
9	4,338,516.02	2009/3
10	4,196,069.47	2011/2

Month		
Rank	Value (HK\$mil)	Year/Month
1	3,487,325.59	2007/10
2	3,007,223.67	2007/11
3	2,629,311.19	2008/01
4	2,168,466.42	2007/08
5	2,168,191.68	2010/11
6	2,083,138.17	2007/09
7	1,968,932.72	2010/10
8	1,905,011.22	2007/07
9	1,845,218.16	2007/12
10	1,821,243.71	2011/03

Day		
Rank	Value (HK\$mil)	Date
1	210,505.53	2007/10/03
2	201,413.37	2007/10/16
3	195,962.20	2007/10/12
4	185,681.50	2007/10/30
5	179,409.27	2007/10/11
6	178,382.19	2007/10/29
7	174,984.45	2007/10/15
8	170,352.76	2007/11/06
9	169,121.20	2007/10/18
10	165,926.12	2007/10/25

Note: Market turnover values since January 1993 were adjusted for late reported and rejected sales.

Turnover value traded in non-HKD currency securities have been included start from 29 November 2010

10 largest day-to-day fluctuations in stock price indices

S&P/HKEx LargeCap Index 1998-2012

Rank	% up	Date	Closing index
1	15.04	1998/02/02	11001.95
2	14.29	2008/10/28	15507.37
3	12.64	2008/10/30	17632.61
4	10.97	2008/01/23	29340.77
5	10.09	2008/10/13	19931.74
6	9.95	1998/10/16	10078.68
7	9.29	2008/09/19	23629.69
8	9.20	1998/09/07	8013.39
9	8.75	1998/08/14	7133.91
10	8.28	2008/12/08	18707.83

28 February 2003 = 10000

Rank	% down	Date	Closing index
1	12.59	2008/10/27	13569.03
2	9.82	1998/01/12	8439.81
3	8.87	2001/09/12	10522.63
4	8.70	2000/04/17	15693.12
5	8.67	2008/01/22	26440.70
6	8.19	2008/10/24	15523.90
7	8.14	2008/10/08	18980.80
8	7.53	1998/08/31	7089.75
9	7.49	2008/10/10	18104.89
10	6.91	2000/01/05	16613.10

Rank	Points up	Date	Closing index
1	2900.07	2008/01/23	29340.77
2	2009.16	2008/09/19	23629.69
3	1978.01	2008/10/30	17632.61
4	1938.34	2008/10/28	15507.37
5	1907.46	2008/01/25	30474.42
6	1826.85	2008/10/13	19931.74
7	1690.88	2007/11/14	35076.20
8	1594.62	2008/03/25	27333.87
9	1478.44	2007/08/20	25881.95
10	1438.53	1998/02/02	11001.95

Rank	Points down	Date	Closing index
1	2509.29	2008/01/22	26440.70
2	1954.87	2008/10/27	13569.03
3	1916.47	2007/11/05	35248.33
4	1703.15	2008/01/16	29740.34
5	1682.08	2008/10/08	18980.80
6	1654.93	2008/01/21	28949.99
7	1592.80	2008/02/06	28621.00
8	1495.17	2000/04/17	15693.12
9	1466.46	2008/10/10	18104.89
10	1434.90	2011/08/09	22919.84

Hang Seng Index 1970-2012

Rank	% up	Date	Closing index
1	18.82	1997/10/29	10765.30
2	14.41	1973/02/09	1449.91
3	14.35	2008/10/28	12596.29
4	14.33	1998/02/02	10578.60
5	13.36	1974/11/27	185.17
6	13.20	1973/02/02	1098.86
7	13.20	1973/04/11	926.45
8	12.82	2008/10/30	14329.85
9	12.35	1975/01/27	209.62
10	11.71	1973/07/18	602.34

31 July 1964 = 100

Rank	% down	Date	Closing index
1	33.33	1987/10/26	2241.69
2	21.75	1989/06/05	2093.61
3	13.70	1997/10/28	9059.89
4	13.31	1973/03/26	1229.28
5	12.70	2008/10/27	11015.84
6	11.48	1973/04/10	818.39
7	11.43	1972/11/13	672.62
8	11.12	1987/10/19	3362.39
9	10.78	1989/05/22	2806.57
10	10.41	1997/10/23	10426.30

Rank	Points up	Date	Closing index
1	2332.54	2008/01/23	24090.17
2	1705.41	1997/10/29	10765.30
3	1695.27	2008/09/19	19327.73
4	1627.78	2008/10/30	14329.85
5	1583.10	2008/01/25	25122.37
6	1580.45	2008/10/28	12596.29
7	1515.29	2008/10/13	16312.16
8	1362.66	2007/11/14	29166.01
9	1356.30	2008/03/25	22464.52
10	1326.24	1998/02/02	10578.60

Rank	Points down	Date	Closing index
1	2061.23	2008/01/22	21757.63
2	1602.54	2008/10/27	11015.84
3	1526.02	2007/11/05	28942.32
4	1438.31	1997/10/28	9059.89
5	1386.93	2008/01/16	24450.85
6	1383.01	2008/01/21	23818.86
7	1380.39	2000/04/17	14762.37
8	1372.03	2008/10/08	15431.73
9	1339.24	2008/02/06	23469.46
10	1226.10	2000/01/05	15846.72

World stock market indices (2008 – 2012)

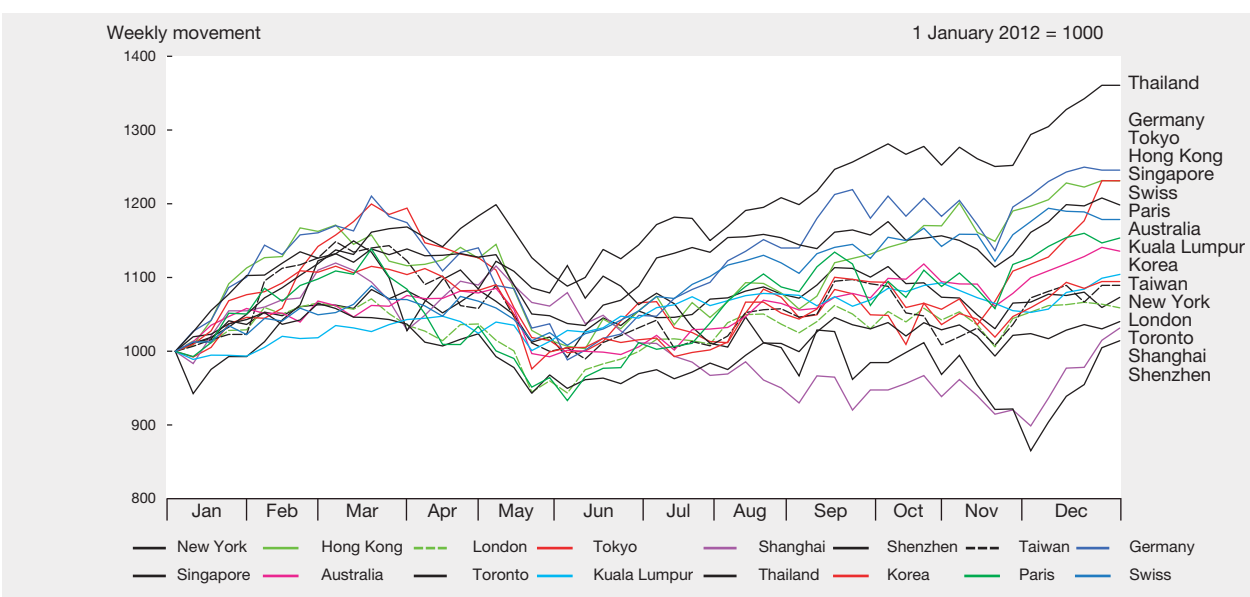
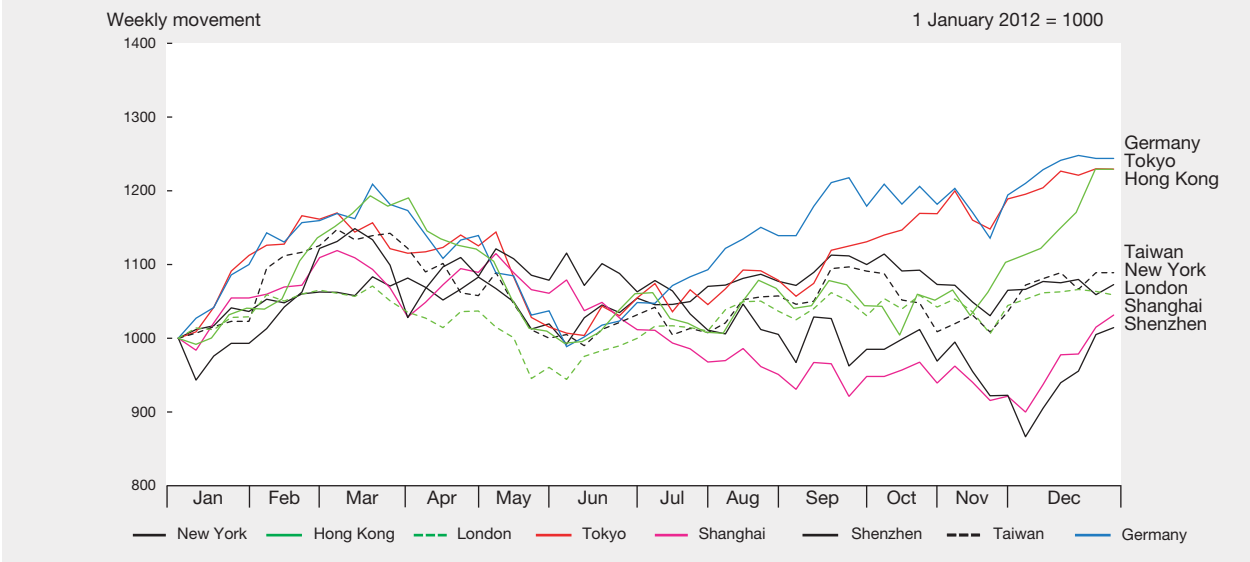
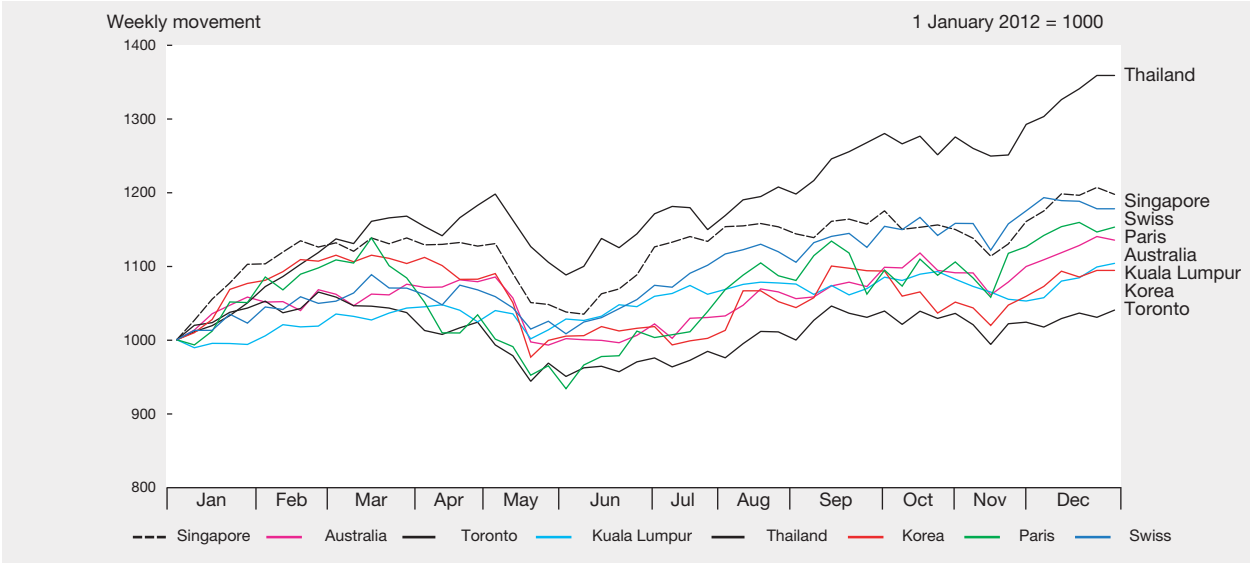
	AUSTRALIA	GERMANY	HONG KONG	KOREA	KUALA LUMPUR	LONDON	NEW YORK	PARIS
Year/ Month	AI Ordinaries Index	DAX Capital Value Index	Hang Seng Index	Composite Stock Index	Composite Index	FTSE 100 Index	DJIA Index	CAC 40 Index
2008	3659.30	3041.60	14387.48	1124.47	876.75	4434.20	8776.39	3217.97
2009	4882.72	3604.02	21872.50	1682.77	1272.78	5412.90	10428.05	3936.33
2010	4846.88	4053.71	23035.45	2051.00	1518.91	5899.90	11577.51	3804.78
2011	4111.04	3346.06	18434.39	1825.74	1530.73	5572.30	12217.56	3159.81
2012	4664.59	4161.30	22656.92	1997.05	1688.95	5897.80	13104.14	3641.07
2012								
Jan	4325.72	3649.71	20390.49	1955.79	1521.29	5681.60	12632.91	3298.55
Feb	4388.08	3874.59	21680.08	2030.25	1569.65	5871.50	12952.07	3452.45
Mar	4419.97	3924.79	20555.58	2014.04	1596.33	5768.50	13212.04	3423.81
Apr	4467.20	3765.65	21094.21	1981.99	1570.61	5737.80	13213.63	3212.80
May	4133.73	3429.12	18629.52	1843.47	1580.67	5306.95	12393.45	3017.01
Jun	4135.46	3507.44	19441.46	1854.01	1599.15	5571.10	12880.09	3196.65
Jul	4289.38	3702.04	19796.81	1881.99	1631.60	5635.30	13008.68	3291.66
Aug	4339.02	3810.56	19482.57	1905.12	1646.11	5711.50	13090.84	3413.07
Sep	4406.34	3944.69	20840.38	1996.21	1636.66	5742.10	13437.13	3354.82
Oct	4535.36	3969.01	21641.82	1912.06	1673.07	5782.70	13096.46	3429.27
Nov	4518.03	4048.20	22030.39	1932.90	1610.83	5866.80	13025.58	3557.28
Dec	4664.59	4161.30	22656.92	1997.05	1688.95	5897.80	13104.14	3641.07

Note: Month-end or year-end figures.

	SHANGHAI	SHENZHEN	SINGAPORE	SWITZERLAND	TAIWAN	THAILAND	TOKYO	TORONTO
Year/ Month	A-Share Index	A-Share Index	FTSE ST Index	SPI General Index	Taipei Weighted Stock Index	Bangkok SET Index	Nikkei 225 Index	Composite Index
2008	1911.79	581.51	1761.56	4567.57	4591.22	449.96	8859.56	8987.70
2009	3437.46	1261.26	2897.62	5626.40	8188.11	734.54	10546.44	11746.11
2010	2940.24	1351.14	3190.04	5790.62	8972.50	1032.76	10228.92	13443.22
2011	2304.12	906.91	2646.35	5343.52	7072.08	1025.32	8455.35	11955.09
2012	2376.04	919.80	3167.08	6290.52	7699.50	1391.93	10395.18	12433.53
2012								
Jan	2401.87	894.34	2906.69	5412.50	7517.08	1083.97	8802.51	12452.15
Feb	2543.89	1000.71	2994.06	5584.32	8121.44	1160.90	9723.24	12644.01
Mar	2370.07	932.23	3010.46	5715.79	7933.00	1196.77	10083.56	12392.18
Apr	2509.71	983.00	2978.57	5697.40	7501.72	1228.49	9520.89	12292.69
May	2484.91	1012.19	2772.54	5456.06	7301.50	1141.50	8542.73	11513.21
Jun	2330.50	963.74	2878.45	5633.27	7296.28	1172.11	9006.78	11596.56
Jul	2203.89	889.27	3036.40	5915.33	7270.49	1199.30	8695.06	11664.71
Aug	2144.30	877.04	3025.46	5903.73	7397.06	1227.48	8839.91	11949.26
Sep	2184.71	893.20	3060.34	6010.92	7715.16	1298.79	8870.16	12317.46
Oct	2166.49	883.34	3038.37	6088.61	7166.05	1298.87	8928.29	12422.91
Nov	2073.24	785.82	3069.95	6275.35	7580.17	1324.04	9446.01	12239.36
Dec	2376.04	919.80	3167.08	6290.52	7699.50	1391.93	10395.18	12433.53

Note: Month-end or year-end figures.

World stock market indices (2012)



S&P/HKEx GEM Index, daily closing (2012)

28 February 2003 = 1000

Date	Jan	Feb	Mar	Apr	May	Jun	Jul	Aug	Sep	Oct	Nov	Dec
1	-	468.01	490.02	-	-	396.86	-	363.86	-	-	348.49	-
2	-	470.31	489.80	440.80	435.77	-	-	363.45	-	-	353.64	-
3	473.03	470.83	-	443.59	434.11	-	382.80	360.02	353.79	346.30	-	350.56
4	466.86	-	-	-	432.58	388.01	384.47	-	350.25	343.38	-	349.87
5	456.40	-	485.93	445.67	-	385.59	383.40	-	348.40	344.80	354.26	353.00
6	451.05	472.01	473.43	-	-	388.62	382.28	359.31	348.86	-	353.34	351.67
7	-	474.51	471.28	-	426.68	385.42	-	357.93	353.67	-	352.20	354.11
8	-	479.84	479.91	-	426.97	386.78	-	359.90	-	341.55	351.41	-
9	450.94	481.73	486.31	-	423.84	-	378.76	360.40	-	342.87	353.54	-
10	453.17	477.24	-	445.32	421.26	-	376.57	363.46	354.91	343.77	-	353.36
11	452.09	-	-	440.84	416.74	389.06	377.05	-	351.89	343.63	-	356.49
12	459.50	-	484.62	440.88	-	385.95	375.87	-	353.14	344.92	353.30	358.00
13	463.49	479.84	482.01	439.82	-	384.73	376.89	360.75	349.44	-	352.89	360.09
14	-	482.19	482.75	-	415.42	382.81	-	360.30	351.90	-	351.12	362.26
15	-	478.34	482.46	-	409.72	383.23	-	359.97	-	347.29	350.59	-
16	458.13	479.78	484.63	435.88	399.52	-	373.84	361.37	-	346.37	349.83	-
17	461.97	490.01	-	432.07	404.57	-	369.11	362.35	354.33	354.01	-	362.30
18	453.62	-	-	438.06	403.88	382.37	370.62	-	353.13	357.33	-	363.35
19	461.06	-	480.00	439.03	-	381.49	373.38	-	358.25	354.65	350.90	363.77
20	464.82	492.40	472.91	440.32	-	382.01	368.69	361.36	353.96	-	348.11	371.13
21	-	490.92	466.68	-	395.25	378.29	-	361.32	347.46	-	346.58	379.14
22	-	493.45	466.15	-	400.23	378.29	-	359.56	-	354.67	344.85	-
23	-	488.70	465.56	435.38	402.87	-	366.45	360.59	-	-	348.43	-
24	-	493.98	-	434.11	400.96	-	365.79	358.02	348.96	358.79	-	376.04
25	-	-	-	431.33	402.82	379.15	364.57	-	348.16	353.79	-	-
26	467.43	-	463.09	429.99	-	380.18	365.33	-	346.32	350.86	346.30	-
27	473.54	488.58	462.74	430.64	-	380.32	365.47	357.82	349.08	-	347.33	374.46
28	-	493.91	454.76	-	402.84	380.00	-	357.94	348.25	-	346.53	376.77
29	-	497.70	448.31	-	402.56	383.12	-	355.00	-	348.44	349.83	-
30	462.27	-	447.66	433.78	398.51	-	367.48	353.38	-	348.02	346.93	-
31	467.32	-	-	-	396.89	-	363.65	351.32	-	346.93	-	381.51
High	473.54	497.70	490.02	445.67	435.77	396.86	384.47	363.86	358.25	358.79	354.26	381.51
Low	450.94	468.01	447.66	429.99	395.25	378.29	363.65	351.32	346.32	341.55	344.85	349.87
Avg	460.93	483.06	473.68	437.64	411.55	383.92	372.97	359.54	351.21	348.62	350.02	363.05

Note: S&P/HKEx GEM Index is compiled by Standard & Poors

S&P/HKEx GEM Index, daily movement (2012)



Number of securities by type on GEM, 2008 – 2012

Type	Year				
	2008	2009	2010	2011	2012
Ordinary shares	174	174	169	170	179
Preference shares	0	0	0	0	0
Warrants	3	1	1	2	1
– Equity warrants	3	1	1	2	1
– Derivative warrants	0	0	0	0	0
Total	177	175	170	172	180

Number of newly listed securities on GEM, 2008-2012

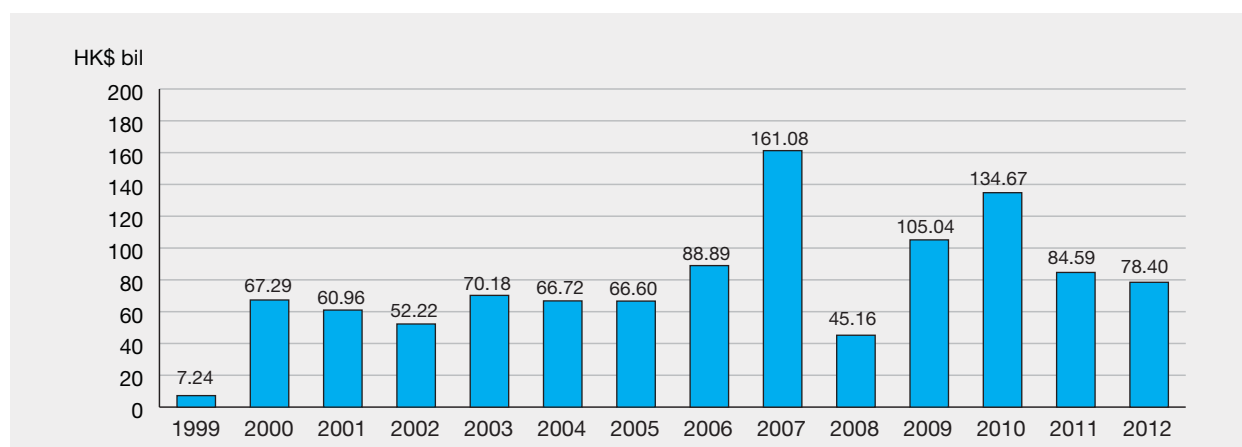
Type	Year				
	2008	2009	2010	2011	2012
Ordinary shares	2	5	7	13	12
Preference shares	0	0	0	0	0
Warrants	1	0	1	1	0
– Equity warrants	1	0	1	1	0
– Derivative warrants	0	0	0	0	0
Total	3	5	8	14	12

Number of delisted securities from GEM, 2008-2012

Type	Year				
	2008	2009	2010	2011	2012
Ordinary shares	21	5	12	12	3
– Withdrawal of listing	3	1	0	0	1
– Transfer of listing on Main Board*	18	4	12	12	2
Warrants – equity	1	2	1	0	1
Total	22	7	13	12	4

* Transfers of listing from GEM to Main Board pursuant to the revised Rule 9.24 of GEM Listing Rules and to the new Chapter 9A of the Main Board Listing Rules effective from 1 July 2008

Market capitalisation of GEM, 1999 – 2012



Market capitalisation of GEM by Hang Seng Industry Classification System, 2012

HK\$mil

Industry Classification *	2012											
	Jan	Feb	Mar	Apr	May	Jun	Jul	Aug	Sep	Oct	Nov	Dec
Energy	3,759.63	4,364.16	3,411.24	3,555.90	3,387.52	3,093.24	2,798.41	2,502.83	2,602.89	2,282.95	2,325.31	2,701.03
Materials	8,904.52	10,742.76	8,797.54	7,930.98	6,694.77	5,695.82	5,032.96	5,199.15	4,405.66	4,934.11	4,378.72	7,347.09
Industrial Goods	5,815.54	5,808.88	5,633.21	5,756.44	5,688.44	5,675.05	5,657.59	5,642.62	8,154.62	3,308.60	3,028.92	3,089.99
Consumer Goods	10,437.50	11,676.74	11,732.55	12,065.43	11,170.26	11,554.69	11,471.86	11,025.26	9,687.58	10,459.96	10,633.48	10,752.67
Services	11,867.46	13,743.48	13,962.83	13,588.92	14,011.03	12,878.77	12,307.92	12,448.60	12,985.40	13,464.49	15,761.81	17,749.03
Telecommunications	202.28	247.50	255.00	267.43	271.32	272.91	282.34	291.36	847.14	941.07	848.40	608.54
Utilities	4,231.73	4,441.53	4,787.69	4,723.03	4,428.12	4,768.75	2,747.27	2,996.98	2,872.12	3,106.95	3,127.09	3,376.84
Financials	4,819.60	5,402.27	6,016.29	6,094.69	6,272.42	6,366.96	6,130.58	6,198.95	6,640.02	6,818.40	6,909.61	7,053.35
Properties & Construction	3,321.01	3,027.81	2,924.56	2,946.58	2,404.41	2,825.66	2,349.43	2,404.13	1,225.29	1,322.54	1,522.63	1,664.38
Information Technology	30,908.15	31,428.36	26,571.46	25,699.90	23,582.47	23,822.28	23,599.13	22,675.32	24,015.63	23,350.68	23,155.40	24,056.07
Conglomerates	637.36	633.76	525.88	511.71	390.32	403.78	376.86	498.00	0.00	0.00	0.00	0.00
Total	84,904.77	91,517.26	84,618.24	83,141.00	78,301.07	77,357.91	72,754.34	71,883.19	73,436.35	69,989.74	71,691.36	78,398.98

Note: Month-end figures

* Hang Seng Industry Classification System (HSICS) is provided by Hang Seng Indexes Company Limited.

Market capitalisation trends on GEM by Hang Seng Industry Classification System, 2008 – 2012

HK\$mil

Industry Classification *	2008		2009		2010		2011		2012	
Energy	1,760.29	(3.90%)	4,066.76	(3.87%)	1,468.18	(1.09%)	3,645.71	(4.31%)	2,701.03	(3.45%)
Materials	2,913.84	(6.45%)	15,423.16	(14.68%)	24,258.08	(18.01%)	9,617.36	(11.37%)	7,347.09	(9.37%)
Industrial Goods	1,720.51	(3.81%)	2,007.40	(1.91%)	7,173.86	(5.33%)	5,673.49	(6.71%)	3,089.99	(3.94%)
Consumer Goods	11,232.87	(24.87%)	23,776.91	(22.64%)	23,351.87	(17.34%)	10,599.90	(12.53%)	10,752.67	(13.72%)
Services	9,989.03	(22.12%)	20,378.65	(19.40%)	22,223.51	(16.50%)	11,044.50	(13.06%)	17,749.03	(22.64%)
Telecommunications	49.86	(0.11%)	2,261.48	(2.15%)	1,312.73	(0.97%)	170.59	(0.20%)	608.54	(0.78%)
Utilities	999.47	(2.21%)	7,283.78	(6.93%)	5,603.33	(4.16%)	4,039.92	(4.78%)	3,376.84	(4.31%)
Financials	1,149.34	(2.54%)	1,676.50	(1.60%)	5,074.92	(3.77%)	3,958.77	(4.68%)	7,053.35	(9.00%)
Properties & Construction	433.05	(0.96%)	4,951.98	(4.71%)	2,632.00	(1.95%)	3,454.73	(4.08%)	1,664.38	(2.12%)
Information Technology	14,915.91	(33.03%)	23,152.33	(22.04%)	40,338.30	(29.95%)	31,909.46	(37.72%)	24,056.07	(30.68%)
Conglomerates	-	(0.00%)	57.48	(0.05%)	1,237.31	(0.92%)	474.63	(0.56%)	-	(0.00%)
Equity total	45,164.18	(100.00%)	105,036.43	(100.00%)	134,674.08	(100.00%)	84,589.06	(100.00%)	78,398.98	(100.00%)

() % of equity market total

Year-end figures

* Hang Seng Industry Classification System (HSICS) is provided by Hang Seng Indexes Company Limited.

50 leading companies in market capitalisation on GEM

End of 2012

Rank	Code	Company	Issued capital (shares)	Closing price (HK\$)	Market capitalisation (HK\$mil)	% of market total
1	08137	Honbridge Holdings Ltd.	6,215,679,716	0.850	5,283.33	6.74
2	08008	Sunevision Holdings Ltd.	2,322,229,531	1.590	3,692.34	4.71
3	08122	LifeTech Scientific Corporation	500,000,000	6.000	3,000.00	3.83
4	08086	ePRO Ltd.	5,234,191,570	0.540	2,826.46	3.61
5	08035	Binhai Investment Co. Ltd.	5,992,812,000	0.440	2,636.84	3.36
6	08032	Viva China Holdings Ltd.	5,596,394,726	0.395	2,210.58	2.82
7	08167	Neo Telemedia Ltd.	2,326,920,793	0.800	1,861.54	2.37
8	08292	HC International, Inc.	560,351,749	3.110	1,742.69	2.22
9	08066	Phoenitron Holdings Ltd.	3,044,335,000	0.550	1,674.38	2.14
10	08090	China Assurance Finance Group Ltd.	1,543,000,000	1.070	1,651.01	2.11
11	08207	Credit China Holdings Ltd.	2,127,000,000	0.740	1,573.98	2.01
12	08279	AGTech Holdings Ltd.	3,843,953,375	0.380	1,460.70	1.86
13	08155	South China Land Ltd.	11,178,498,344	0.125	1,397.31	1.78
14	08058	Shandong Luoxin Pharmacy Stock Co. Ltd. – H Shares	164,560,000	8.200	1,349.39	1.72
15	08232	China U-Ton Holdings Ltd.	1,680,000,000	0.790	1,327.20	1.69
16	08270	China Leason CBM & Shale Gas Group Co. Ltd.	3,942,505,023	0.330	1,301.03	1.66
17	08005	Yuxing InfoTech Investment Holdings Ltd.	1,747,338,000	0.740	1,293.03	1.65
18	08158	China Bio-Med Regeneration Technology Ltd.	7,511,880,000	0.168	1,262.00	1.61
19	08025	Asian Capital Resources (Holdings) Ltd.	1,385,518,897	0.860	1,191.55	1.52
20	08356	CNC Holdings Ltd.	1,674,735,664	0.710	1,189.06	1.52
21	08020	Chanceton Financial Group Ltd.	525,000,000	2.170	1,139.25	1.45
22	08083	China Innovationpay Group Ltd.	4,707,139,457	0.240	1,129.71	1.44
23	08128	China Ground Source Energy Ltd.	2,902,827,117	0.365	1,059.53	1.35
24	08198	MelcoLot Ltd.	2,288,565,269	0.415	949.75	1.21
25	08046	Heng Xin China Holdings Ltd.	3,108,590,188	0.305	948.12	1.21
26	08161	China LotSynergy Holdings Ltd.	7,452,584,666	0.123	916.67	1.17
27	08029	Sun International Resources Ltd.	927,600,000	0.940	871.94	1.11
28	08075	Media Asia Group Holdings Ltd.	13,140,257,612	0.064	840.98	1.07
29	08261	Haitian Hydropower International Ltd.	1,000,000,000	0.740	740.00	0.94
30	08240	China City Railway Transportation Technology Hldgs Co. Ltd.	800,000,000	0.890	712.00	0.91
31	08085	Hong Kong Life Sciences and Technologies Group Ltd.	3,291,952,805	0.212	697.89	0.89
32	08102	Shanghai Fudan Microelectronics Group Co. Ltd. – H Shares	242,330,000	2.800	678.52	0.87
33	08219	Branding China Group Ltd.	200,000,000	3.080	616.00	0.79
34	08306	China Nonferrous Metals Co. Ltd.	8,756,539,747	0.069	604.20	0.77
35	08325	Oriental City Group Holdings Ltd.	600,000,000	0.930	558.00	0.71
36	08016	China Data Broadcasting Holdings Ltd.	334,000,000	1.670	557.78	0.71
37	08030	Flying Financial Service Holdings Ltd.	1,020,555,000	0.520	530.69	0.68
38	08206	China Communication Telecom Services Co. Ltd.	1,194,697,017	0.420	501.77	0.64
39	08189	Tianjin TEDA Biomedical Engineering Co. Ltd. – H Shares	705,000,000	0.680	479.40	0.61
40	08203	Kaisun Energy Group Ltd.	2,617,005,700	0.180	471.06	0.60
41	08220	Bingo Group Holdings Ltd.	3,048,404,562	0.153	466.41	0.59
42	08231	Shanghai Fudan-Zhangjiang Bio-Pharmaceutical Co. Ltd. -H Shs	198,000,000	2.300	455.40	0.58
43	08173	Pan Asia Mining Ltd.	912,184,080	0.475	433.29	0.55
44	08109	Creative Energy Solutions Holdings Ltd.	183,404,000	2.310	423.66	0.54
45	08123	First China Financial Network Holdings Ltd.	4,028,964,120	0.104	419.01	0.53
46	08228	National Arts Holdings Ltd.	4,056,270,695	0.103	417.80	0.53
47	08160	Legend Strategy International Holdings Group Co. Ltd.	180,000,001	2.170	390.60	0.50
48	08153	Code Agriculture (Holdings) Ltd.	2,713,798,244	0.140	379.93	0.48
49	08250	China Natural Investment Co. Ltd.	2,662,502,338	0.140	372.75	0.48
50	08061	AcrossAsia Ltd.	5,064,615,385	0.073	369.72	0.47
Total					59,056.27	75.33
Equity total					78,398.98	100.00

Trading value and volume for GEM, 2008 – 2012

Year/Month	No. of trading days	Value (HK\$mil)		Volume (mil of shares)		Deals	
		Total	Average daily	Total	Average daily	Total	Average daily
2008	245	52,086.99	212.60	161,545.11	659.37	1,395,036	5,694
2009	249	75,761.81	304.26	296,240.90	1,189.72	2,106,196	8,459
2010	249	133,665.60	536.81	446,921.79	1,794.87	3,367,683	13,525
2011	246	62,957.51	255.92	285,503.28	1,160.58	1,721,719	6,999
2012	247	33,541.03	135.79	154,803.15	626.73	1,107,126	4,482
2012 Jan	18	2,693.80	149.66	9,389.11	521.62	71,918	3,995
2012 Feb	21	4,483.40	213.50	18,502.55	881.07	138,583	6,599
2012 Mar	22	5,055.66	229.80	13,626.01	619.36	132,513	6,023
2012 Apr	18	2,701.64	150.09	10,317.61	573.20	77,870	4,326
2012 May	22	2,541.18	115.51	12,243.05	556.50	85,399	3,882
2012 Jun	21	1,632.32	77.73	11,268.39	536.59	64,794	3,085
2012 Jul	21	1,481.43	70.54	8,820.45	420.02	59,123	2,815
2012 Aug	23	2,045.68	88.94	13,032.91	566.65	78,962	3,433
2012 Sep	20	1,868.73	93.44	11,659.27	582.96	68,542	3,427
2012 Oct	20	2,781.79	139.09	14,156.35	707.82	100,771	5,039
2012 Nov	22	3,008.53	136.75	15,848.73	720.40	115,067	5,230
2012 Dec	19	3,246.87	170.89	15,938.72	838.88	113,584	5,978

Notes: Turnover value traded in non-HKD currency securities have been included start from 29 November 2010.

Trading value for GEM by Hang Seng Industry Classification System, 2012

Industry Classification *	No. of issue #	Equity turnover		Annual turnover velocity (%)
		HK\$mil	% of total	
Energy	5	1,641.68	4.89	60.78
Materials	11	1,778.86	5.30	24.21
Industrial Goods	13	2,130.54	6.35	68.95
Consumer Goods	34	3,209.08	9.57	29.84
Services	38	8,433.93	25.15	47.52
Telecommunications	3	33.74	0.10	5.54
Utilities	2	272.91	0.81	8.08
Financials	14	4,019.66	11.98	56.99
Properties & Construction	3	1,383.50	4.12	83.12
Information Technology	56	10,544.19	31.44	43.83
Conglomerates	0	92.53	0.28	0.00
Total	179	33,540.63	100.00	42.78

Notes:

1. Equity turnover values have been adjusted for late reported and rejected sales.

2. Figures may not add up to total due to rounding.

Year-end figures

* Industry Classification is provided by Hang Seng Indexes Company Limited.

20 most active GEM stocks (in dollars)

Rank	Stock Code	Stock Name	Turnover (HK\$mil)	% of market total
1	08207	CREDIT CHINA	2,167.73	6.46
2	08356	CNC HOLDINGS	1,783.60	5.32
3	08029	SUN INT'L	1,710.52	5.10
4	08043	ERA MINING MACH	1,522.23	4.54
5	08137	HONBRIDGE	1,167.76	3.48
6	08085	HK LIFE SCI	1,068.85	3.19
7	08167	NEO TELEMEDIA	1,032.53	3.08
8	08008	SUNEVISION	930.20	2.77
9	08090	CHI ASSURANCE	917.91	2.74
10	08046	HENG XIN CHINA	883.37	2.63
11	08078	CHINA3D DIGIT	841.00	2.51
12	08116	C FORTUNE INV	808.23	2.41
13	08212	CELEBRATE INT	739.59	2.21
14	08179	GAYETY HLDGS	727.06	2.17
15	08202	INNO-TECH HOLD	696.12	2.08
16	08086	EPRO	669.88	2.00
17	08239	MING KEI HOLD	632.12	1.88
18	08096	RUIFENG PETRO	579.90	1.73
19	08228	NATIONAL ARTS	578.06	1.72
20	08192	GLOBAL ENERGY	508.50	1.52
		Total	19,965.16	59.53
		Equity total	33,540.63	100.00

20 most active GEM stocks (in shares)

Rank	Stock Code	Stock Name	Turnover (mil of shares)	% of market total
1	08116	C FORTUNE INV	17,210.68	11.12
2	08078	CHINA3D DIGIT	14,895.60	9.63
3	08041	LUXEY INT'L	10,980.61	7.10
4	08179	GAYETY HLDGS	4,835.05	3.12
5	08163	MERDEKA RES	4,654.00	3.01
6	08161	CHINALOTSYNERGY	4,252.19	2.75
7	08017	LONG SUCCESS	4,153.21	2.68
8	08192	GLOBAL ENERGY	3,940.72	2.55
9	08085	HK LIFE SCI	3,808.61	2.46
10	08096	RUIFENG PETRO	3,554.95	2.30
11	08202	INNO-TECH HOLD	3,367.77	2.18
12	08032	VIVA CHINA-NEW	3,343.43	2.16
13	08207	CREDIT CHINA	2,783.47	1.80
14	08266	M TEL	2,523.25	1.63
15	08080	NAS HOLDINGS	2,473.37	1.60
16	08100	M DREAM INWORLD	2,471.62	1.60
17	08178	CHINA INFO TECH	2,335.43	1.51
18	08103	TAI SHING	2,318.50	1.50
19	08212	CELEBRATE INT	2,170.41	1.40
20	08250	CHI NATURAL INV	2,076.07	1.34
Total			98,148.92	63.42
Equity total			154,750.75	100.00

20 GEM Stocks with largest price changes (increase)

Rank	Stock Code	Stock Name	Closing price (HK\$)		% up
			2011	2012	
1	08020	CHANCETON FIN	0.380	2.170	471.05
2	08198	MELCOLOT	0.105 A	0.415	295.24
3	08173	PAN ASIA MINING	0.165	0.475	187.88
4	08167	NEO TELEMEDIA	0.280	0.800	185.71
5	08122	LIFETECH SCI	2.250	6.000	166.67
6	08048	EXCEL TECH	0.119	0.310	160.50
7	08025	ACR HOLDINGS	0.360	0.860	138.89
8	08212	CELEBRATE INT	0.173 A	0.410	136.99
9	08211	YONGLONG	0.077	0.160	107.79
10	08256	NETEL	0.078	0.150	92.31
11	08143	HUA XIA HEALTH	0.128	0.240	87.50
12	08060	GLOBAL LINK	0.103	0.183	77.67
13	08008	SUNEVISION	0.910	1.590	74.73
14	08298	AKM INDUSTRIAL	0.200	0.340	70.00
15	08047	CHI NENG XIAO	0.094 A	0.159	69.15
16	08325	ORIENTAL CITY	0.560	0.930	66.07
17	08160	LEGEND STRAT	1.310	2.170	65.65
18	08079	UL CREATIVITY	0.142	0.235	65.49
19	08231	FUDANZHANGJIANG	1.400	2.300	64.29
20	08292	HC INTL	1.900	3.110	63.68

(A) Adjusted

20 GEM Stocks with largest price changes (decrease)

Rank	Stock Code	Stock Name	Closing Prices (HK\$)		% down
			2011	2012	
1	08202	INNO-TECH HOLD	0.405	0.035	91.36
2	08022	TLT LOTTOTAIN	3.100 A	0.340	89.03
3	08017	LONG SUCCESS	1.240 A	0.143	88.47
4	08078	CHINA3D DIGIT	1.040 A	0.165	84.13
5	08192	GLOBAL ENERGY	0.169	0.027	84.02
6	08178	CHINA INFO TECH	1.010 A	0.179	82.28
7	08163	MERDEKA RES	0.054	0.010	81.48
8	08071	CH NETCOMTECH	0.445 A	0.085	80.90
9	08179	GAYETY HLDGS	0.370 A	0.072	80.54
10	08215	FIRST CREDIT	0.395	0.093	76.46
11	08226	SUNRISE C TECH	0.880	0.255	71.02
12	08120	ORI UNICORN	1.200	0.355	70.42
13	08041	LUXEY INT'L	0.134	0.040	70.15
14	08096	RUIFENG PETRO	0.201	0.061	69.65
15	08087	CHINA 33MEDIA	0.640	0.200	68.75
16	08150	SEAMLESS GREEN	0.940	0.305	67.55
17	08351	LARRY JEWELRY	0.760	0.249	67.24
18	08116	C FORTUNE INV	0.057	0.020	64.91
19	08050	YUNBO DIGITAL	0.308 A	0.117	62.01
20	08075	MEDIA ASIA	0.167	0.064	61.68

(A) Adjusted

Market capitalisation and trading value of GEM listed companies by incorporation place

End of 2012

Country	No. of listed companies	Market capitalisation (HK\$mil)	% of equity total	Turnover (HK\$mil)	% of equity total
Bermuda	36	15,653.33	19.97	7,876.48	23.48
Cayman Islands	111	57,027.15	72.74	24,727.28	73.72
Hong Kong	4	643.82	0.82	161.75	0.48
PRC	28	5,074.68	6.47	775.12	2.31
Total	179	78,398.98	100.00	33,540.63	100.00

Average dividend yields of GEM listed stocks by Hang Seng Industry Classification System*, 2008 – 2012

(%)

Year/Month	All listed stocks	Energy	Materials	Industrial Goods	Consumer Goods	Services	Telecommunications	Utilities	Financials	Properties & Construction	Information Technology	Conglomerates
2008	2.76	0.00	0.00	0.77	2.87	1.50	0.00	0.00	0.00	6.62	4.91	0.00
2009	0.77	0.00	0.02	0.47	0.66	0.79	0.00	0.12	0.03	0.29	1.97	0.00
2010	0.95	0.00	0.00	0.03	0.51	0.88	0.00	0.00	0.00	0.29	1.03	43.96
2011	0.52	0.00	0.10	0.07	0.26	0.16	3.04	0.00	1.33	0.50	0.96	0.00
2012	0.88	0.00	0.07	9.14	0.53	0.14	0.00	0.00	0.87	0.00	1.06	0.00
2012												
Jan	0.52	0.00	0.11	0.02	0.26	0.15	2.56	0.00	1.09	0.53	0.99	0.00
Feb	0.43	0.00	0.09	0.02	0.23	0.13	2.10	0.00	0.98	0.58	0.84	0.00
Mar	0.51	0.00	0.06	0.02	0.52	0.22	0.00	0.00	0.93	0.19	1.02	0.00
Apr	0.52	0.00	0.07	0.02	0.51	0.22	0.00	0.00	0.93	0.19	1.05	0.00
May	0.56	0.00	0.08	0.02	0.55	0.26	0.00	0.00	0.90	0.23	1.15	0.00
Jun	0.53	0.00	0.09	0.02	0.44	0.28	0.00	0.00	0.97	0.00	1.08	0.00
Jul	0.56	0.00	0.11	0.02	0.45	0.28	0.00	0.00	1.00	0.00	1.09	0.00
Aug	0.95	0.00	0.10	0.02	0.49	0.26	0.00	0.00	0.99	0.00	1.15	54.05
Sep	0.92	0.00	0.12	3.44	0.59	0.15	0.00	0.00	0.93	0.00	1.06	0.00
Oct	0.97	0.00	0.11	8.48	0.54	0.14	0.00	0.00	0.90	0.00	1.09	0.00
Nov	0.96	0.00	0.12	9.32	0.53	0.16	0.00	0.00	0.89	0.00	1.10	0.00
Dec	0.88	0.00	0.07	9.14	0.53	0.14	0.00	0.00	0.87	0.00	1.06	0.00

Note: Month-end or year-end figures

* Industry Classification is provided by Hang Seng Indexes Company Limited.

Average price earnings ratios of GEM listed stocks by Hang Seng Industry Classification System*, 2008 – 2012

(Times)

Year/Month	All GEM stocks	Energy	Materials	Industrial Goods	Consumer Goods	Services	Telecommunications	Utilities	Financials	Properties & Construction	Information Technology	Conglomerates
2008	8.01	27.13	4.99	1.23	8.31	15.50	0.00	28.88	130.11	6.11	10.10	0.00
2009	38.98	108.75	155.11	17.81	20.93	36.12	0.00	237.62	501.48	127.73	34.42	0.00
2010	31.10	2.32	182.62	264.44	20.63	37.48	0.00	30.06	1204.91	2060.55	27.96	6.95
2011	22.16	0.00	68.12	29.87	22.33	33.28	7.24	62.76	23.60	4.49	19.55	21.87
2012	18.38	4.87	85.60	19.17	16.07	24.64	26.42	59.31	25.90	57.92	14.20	0.00
2012												
Jan	22.27	0.00	63.07	31.85	21.90	35.78	8.59	65.74	28.74	4.31	18.93	29.38
Feb	24.01	0.00	76.09	31.82	24.50	41.48	10.51	68.99	32.21	3.93	19.25	29.38
Mar	18.16	6.60	138.69	25.85	15.31	18.07	11.07	36.02	18.03	34.63	15.37	24.38
Apr	19.10	6.48	125.03	133.09	15.68	17.57	11.61	35.53	18.17	34.84	16.52	23.75
May	17.96	6.15	105.54	131.52	14.51	18.08	11.78	33.31	18.67	28.43	15.12	18.12
Jun	17.36	5.61	89.79	131.21	16.29	16.28	11.85	31.11	21.90	42.61	13.50	0.00
Jul	16.89	5.08	79.34	130.81	16.09	15.56	12.26	48.26	22.52	81.75	13.38	0.00
Aug	16.36	4.52	81.96	130.46	14.22	15.31	12.65	52.64	22.78	83.66	12.85	0.00
Sep	17.17	4.70	73.03	52.50	14.56	18.34	36.78	50.45	24.40	42.64	13.70	0.00
Oct	16.68	4.12	81.79	21.34	15.64	19.19	40.86	54.57	25.05	46.02	13.94	0.00
Nov	16.95	4.20	51.02	18.79	15.90	22.46	36.83	54.93	25.39	52.98	13.81	0.00
Dec	18.38	4.87	85.60	19.17	16.07	24.64	26.42	59.31	25.90	57.92	14.20	0.00

Note: Month-end or year-end figures

* Industry Classification is provided by Hang Seng Indexes Company Limited.

Statistics on China enterprises (H shares) for GEM, 2008 – 2012

Year/Month	No. of issues	Turnover				Market capitalisation	
		Shares (mil)	% of equity total	Value (HK\$mil)	% of equity total	HK\$mil	% of equity total
2008	40	3,604.15	2.23	7,861.73	15.09	11,550.65	25.57
2009	40	7,978.91	2.69	15,501.38	20.46	27,059.82	25.76
2010	35	8,512.17	1.91	16,933.86	12.67	20,154.24	14.97
2011	29	2,498.11	0.87	4,072.46	6.47	4,611.67	5.45
2012	28	951.14	0.61	775.12	2.31	5,074.68	6.47
2012 Jan	29	112.56	1.20	59.32	2.20	4,620.02	5.44
2012 Feb	29	92.25	0.50	74.89	1.67	5,035.84	5.50
2012 Mar	29	175.56	1.29	118.98	2.35	4,958.96	5.86
2012 Apr	29	62.11	0.60	61.76	2.29	4,792.77	5.76
2012 May	29	54.77	0.45	47.98	1.89	4,361.95	5.57
2012 Jun	29	67.36	0.60	31.10	1.91	4,240.93	5.48
2012 Jul	28	56.25	0.64	49.55	3.35	4,104.02	5.64
2012 Aug	28	42.15	0.32	49.09	2.40	4,159.66	5.79
2012 Sep	28	57.53	0.49	43.38	2.32	4,151.11	5.65
2012 Oct	28	66.84	0.47	55.77	2.00	4,305.42	6.15
2012 Nov	28	106.25	0.67	113.05	3.76	4,688.14	6.54
2012 Dec	28	57.52	0.36	70.24	2.16	5,074.68	6.47

Note: Market capitalisation represents the value of the H shares only, not that of the entire issued capital of the enterprise.

Statistics on Red chips stocks for GEM, 2008 – 2012

Year/Month	No. of issues	Turnover				Market capitalisation	
		Shares (mil)	% of equity total	Value (HK\$mil)	% of equity total	HK\$mil	% of equity total
2008	4	3,982.77	2.47	1,845.01	3.54	988.62	2.19
2009	5	2,067.92	0.70	1,456.88	1.92	6,551.60	6.24
2010	5	3,362.76	0.75	2,320.16	1.74	5,285.11	3.92
2011	5	1,168.32	0.41	629.06	1.00	3,432.64	4.06
2012	5	3,030.80	1.96	447.80	1.34	3,800.19	4.85
2012 Jan	5	90.28	0.96	37.92	1.41	3,527.60	4.15
2012 Feb	5	89.23	0.48	35.73	0.80	3,649.37	3.99
2012 Mar	5	338.14	2.48	43.26	0.86	3,997.08	4.72
2012 Apr	5	262.66	2.55	33.22	1.23	4,080.35	4.91
2012 May	5	502.83	4.11	35.55	1.40	3,456.24	4.41
2012 Jun	5	649.68	5.77	32.41	1.99	3,673.80	4.75
2012 Jul	5	282.81	3.21	25.25	1.70	3,465.25	4.76
2012 Aug	5	58.43	0.45	17.98	0.88	3,616.16	5.03
2012 Sep	5	31.04	0.27	9.98	0.53	3,591.74	4.89
2012 Oct	5	62.31	0.44	20.79	0.75	3,757.35	5.37
2012 Nov	5	516.15	3.26	116.16	3.86	3,578.66	4.99
2012 Dec	5	147.26	0.92	39.55	1.22	3,800.19	4.85

Cash dividend payout of GEM listed companies by Hang Seng Industry Classification System*, 2008 – 2012

Year/Month	No. of companies declared	No. of companies paid	Energy (HK\$mil)	Materials (HK\$mil)	Industrial Goods (HK\$mil)	Consumer Goods (HK\$mil)	Services (HK\$mil)	Telecommunications (HK\$mil)	Utilities (HK\$mil)	Financials (HK\$mil)	Properties & Construction (HK\$mil)	Information Technology (HK\$mil)	Conglomerates (HK\$mil)	Total dividend payout (HK\$mil)
2008	188	35	-	15.11	13.23	154.74	251.12	-	-	-	28.66	977.09	-	1,439.96
2009	174	28	-	3.12	9.34	176.19	146.92	-	8.50	0.50	16.42	847.94	-	1,208.93
2010	178	35	-	-	22.26	204.54	200.79	-	-	-	7.69	408.67	543.87	1,387.81
2011	175	27	-	9.44	3.90	36.01	207.54	5.19	-	51.04	13.24	306.24	-	632.59
2012	176	22	-	5.40	38.18	56.87	19.10	-	-	68.82	-	248.72	-	437.08
2012 Jan	2	1	-	-	-	-	-	-	-	-	-	-	-	-
2012 Feb	53	0	-	-	-	-	-	-	-	-	-	-	-	-
2012 Mar	111	14	-	-	-	-	-	-	-	-	-	-	-	-
2012 Apr	4	0	-	-	-	-	-	-	-	-	-	-	-	-
2012 May	120	1	-	-	11.26	43.35	-	-	-	43.82	-	6.05	-	104.47
2012 Jun	42	2	-	-	-	3.00	5.88	-	-	-	-	0.96	-	9.84
2012 Jul	6	0	-	5.40	-	7.89	-	-	-	-	-	27.60	-	40.89
2012 Aug	146	2	-	-	-	-	2.42	-	-	25.00	-	4.15	-	31.57
2012 Sep	18	2	-	-	-	-	10.80	-	-	-	-	-	-	10.80
2012 Oct	10	0	-	-	26.92	-	-	-	-	-	-	-	-	26.92
2012 Nov	159	0	-	-	-	2.62	-	-	-	-	-	189.96	-	192.58
2012 Dec	9	0	-	-	-	-	-	-	-	-	-	20.00	-	20.00

Notes:

* Hang Seng Industry Classification System (HSICS) is provided by Hang Seng Indexes Company Limited.

Newly listed companies on GEM

Ordinary companies

Code	Company	Listing method/ Industry Classification *	No. of shares offered	Offer price (HK\$)	Funds raised (HK\$Mil)	Listing date/ subscription rate (times)	Sponsor
08090	China Assurance Finance Group Ltd.	Offer for placing Offer for sale Financials – Other Financials	150,000,000 235,000,000	0.280 0.280	42.00 65.80	2012/01/06 n.a.	Kingston Corporate Finance Ltd.
08031	ETS Group Ltd.	Offer for placing Services – Support Services	70,000,000	0.600	42.00	2012/01/09 n.a.	Mizuho Securities Asia Ltd.
08242	Megalogic Technology Holdings Ltd.	Offer for placing Information Technology – Semiconductors	50,000,000	0.800	40.00	2012/01/19 n.a.	Ample Capital Ltd.
08219	Branding China Group Ltd.	Offer for placing Services – Media & Entertainment	50,000,000	1.980	99.00	2012/04/27 n.a.	Anglo Chinese Corporate Finance, Ltd.
08030	Flying Financial Service Holdings Ltd.	Offer for placing Financials – Other Financials	270,555,000	0.650	175.86	2012/05/07 n.a.	GF Capital (Hong Kong) Ltd.
08240	China City Railway Transportation Technology Hldgs Co. Ltd.	Offer for subscription Offer for placing Services – Transportation	60,000,000 140,000,000	1.000 1.000	60.00 140.00	2012/05/16 15.8	Guotai Junan Capital Ltd. Quam Capital Ltd.
08232	China U-Ton Holdings Ltd.	Offer for placing Information Technology – IT Hardware	420,000,000	0.340	142.80	2012/06/12 n.a.	Guotai Junan Capital Ltd.
08261	Haitian Hydropower International Ltd.	Offer for placing Utilities	250,000,000	0.300	75.00	2012/07/06 n.a.	Ample Capital Ltd.
08146	Mastercraft International Holdings Ltd.	Offer for placing Consumer Goods – Household Goods & Electronics	120,000,000	0.350	42.00	2012/07/20 n.a.	WAG Worldsec Corporate Finance Ltd.
08168	UKF (Holdings) Ltd.	Offer for placing Consumer Goods – Textiles, Clothing & Accessories	240,000,000	0.260	62.40	2012/08/24 n.a.	VC Capital Ltd.
08039	Pegasus Entertainment Holdings Ltd.	Offer for placing Services – Media & Entertainment	100,000,000	0.900	90.00	2012/10/31 n.a.	Altus Capital Ltd.
08291	South West Eco Development Ltd.	Offer for placing Properties & Construction – Properties	75,000,000	0.660	49.50	2012/12/14 n.a.	Haitong International Capital Ltd.
				Total	1,126.36		

Industry Classification is provided by Hang Seng Indexes Company Limited.

Withdrawal of listed companies from GEM

Code	Company	Last trading date	Delisted date
08070 [#]	Zhongyu Gas Holdings Ltd.	2012/07/10	2012/07/11*
08251 [#]	Shanghai Tonva Petrochemical Co., Ltd. – H Shares	2012/07/13	2012/07/16*
08043	ERA Mining Machinery Ltd.	2012/05/21	2012/10/04

[#] Transfers of listing from GEM to Main Board pursuant to the revised Rule 9.24 of the GEM Listing Rules and to the new Chapter 9A of the Main Board Listing Rules effective from 1 July 2008.

* Effective date of the transfer of listing from GEM to Main Board

Company name changes – GEM

Code	Former name	New name	Effective date	Adoption date
08120	China Medical and Bio Science Ltd.	Oriental Unicorn Agricultural Group Ltd.	2011/12/13	2012/01/16
08356	Tsun Yip Holdings Ltd.	CNC Holdings Ltd.	2012/01/16	2012/02/08
08236	Powerleader Science & Technology Group Ltd. – H Shares [#]	Powerleader Science & Technology Group Ltd. – H Shares	2011/11/25	2012/04/11
08041	China Post E-Commerce (Holdings) Ltd.	Luxey International (Holdings) Ltd.	2011/12/22	2012/05/11
08050	FlexSystem Holdings Ltd.	Yunbo Digital Synergy Group Ltd.	2012/04/13	2012/05/22
08010	SMI Publishing Group Ltd.	Sing Pao Media Enterprises Ltd.	2012/05/11	2012/05/28
08053	China Electric Power Technology Holdings Ltd.	Pizu Group Holdings Ltd.	2012/04/11	2012/05/30
08172	KH Investment Holdings Ltd.	China Media and Films Holdings Ltd.	2012/05/18	2012/07/06
08116	China Public Healthcare (Holding) Ltd.	China Fortune Investments (Holding) Ltd.	2012/06/06	2012/07/12
08212	Hong Kong Life Group Holdings Ltd.	Celebrate International Holdings Ltd.	2012/08/20	2012/09/13
08009	iMerchants Ltd.	Chinese Energy Holdings Ltd.	2012/09/12	2012/09/25
08047	Palmpay China (Holdings) Ltd.	China Neng Xiao Technology (Group) Ltd.	2012/08/28	2012/09/26
08249	Ningbo Yidong Electronic Co. Ltd. – H Shares	Ningbo WanHao Holdings Co. Ltd. – H Shares	2012/10/10	2012/11/12

* Change of English name only

[#] Change of Chinese name only

Reorganisations / demergers on GEM

Code	Company	Particulars	Proposed date Completed / EGM date
NIL			

Privatisations by major shareholder on GEM

Code	Company	Particulars	Last trading date	Delisted date
Nil				

Change of domicile of listed companies on GEM

Code	Former company	New company	Place of	
			incorporation	Effective date
08175	China Digital Licensing (Group) Ltd.	China Digital Licensing (Group) Ltd.	Bermuda	2012/12/19

Companies under suspension on GEM as at the end of 2012

Code		Last closing price		Date of suspension
		(HK\$)	(Date)	
08148	Aurum Pacific (China) Group Ltd.	0.310	(2007/03/21)	2007/03/22
08176	China AU Group Holdings Ltd.	0.161	(2011/09/28)	2011/09/30
08272	Chinese Food and Beverage Group Ltd.	0.017	(2012/12/04)	2012/12/05
08299	Grand T G Gold Holdings Ltd.	0.072	(2010/11/10)	2010/11/11
08019	Hao Wen Holdings Ltd.	0.059	(2011/03/31)	2011/04/01
08165	Jian ePayment Systems Ltd.	0.165	(2012/11/06)	2012/11/07
08188	Mudan Automobile Shares Co. Ltd. – H Shares	0.345	(2005/03/29)	2005/03/29
08253	Sanmenxia Tianyuan Aluminum Co. Ltd. – H Shares	0.040	(2012/03/29)	2012/03/30
08115	Shanghai Qingpu Fire-Fighting Equipment Co. Ltd. – H Shares	0.190	(2006/12/20)	2006/12/21
08010	SMI Publishing Group Ltd.	0.015	(2005/04/28)	2005/04/28
08229	Tungda Innovative Lighting Holdings Ltd.	0.180	(2004/07/28)	2004/07/29
08225	Venturepharm Laboratories Ltd.	0.500	(2012/03/30)	2012/04/02

Takeovers and mergers for GEM

Code	Company	Proposed date Offer closing date
08050	FlexSystem Holdings Ltd.	2012/01/27
	(Name changed to Yunbo Digital Synergy Group Ltd.) Mandatory unconditional cash offer was made by Happy On Holdings Ltd. at a price of HK\$0.3167 for each share	2012/02/17
08172	KH Investment Holdings Ltd.	2012/02/10
	(Name changed to China Media and Films Holdings Ltd.) Mandatory unconditional cash offer was made by New Asia Media Development Ltd., a wholly-owned subsidiary of Culture Landmark Investment Ltd. at a price of HK\$0.35 for each share	2012/03/02
08211	Zhejiang Yonglong Enterprises Co. Ltd. – H Shares	2012/04/25
	Mandatory unconditional cash offer was made by Goldfame Investment Holdings Ltd. at a price of RMB0.077625 for each domestic share and HK\$0.0956 for each H Share	2012/05/16
08148	Aurum Pacific (China) Group Ltd.	2012/05/08
	Mandatory unconditional cash offer was made by Prime Precision Holdings Ltd. at a price of HK\$0.15 for each share	2012/05/29
08043	ERA Mining Machinery Ltd.	2012/04/30
	Voluntary conditional cash offer was made by Caterpillar (Luxembourg) Investment Co. S.A., an indirect wholly-owned subsidiary of Caterpillar Inc., at a price of HK\$0.88 for each share or HK\$1.00 loan note for each share	2012/06/04
08249	Ningbo Yidong Electronic Co. Ltd. – H Shares	2012/05/29
	(Name changed to Ningbo WanHao Holdings Co. Ltd. – H Shares) Mandatory unconditional cash offer was made by Hongkong Lotteon Trading Co., Ltd. at a price of HK\$0.1232 for each H share	2012/06/19
08048	Excel Technology International Holdings Ltd.	2012/06/08
	Mandatory unconditional cash offer was made by Sino Eminent Ltd. at a price of HK\$0.2045 for each share	2012/06/29
08053	Pizu Group Holdings Ltd.	2012/11/12
	Voluntary conditional cash offer was made by Shiny Ocean Holdings Ltd. at a price of HK\$0.134 for each share, HK\$0.001 for each share option with exercise price of HK\$0.326, HK\$0.001 for each share option with exercise price of HK\$0.984, HK\$0.001 for each share option with exercise price of HK\$3.668, HK\$0.001 for each warrant with exercise price of HK\$0.55	2012/12/14

Share subdivisions and share consolidations on GEM

Code	Stock	Particulars	New par value (HK\$)	Effective date
08179	Gayety Holdings Ltd.	Split 1 into 10	0.001	2012/01/13
08053	Pizu Group Holdings Ltd. (Formerly: China Electric Power Technology Holdings Ltd.)	Consolidation 5 into 1	0.010 *	2012/01/17
08071	China Netcom Technology Holdings Ltd.	Consolidation 5 into 1	0.005	2012/02/27
08017	Long Success International (Holdings) Ltd.	Consolidation 20 into 1	0.010 *	2012/03/06
08129	China Bio Cassava Holdings Ltd.	Consolidation 4 into 1	0.010	2012/06/28
08009	Chinese Energy Holdings Ltd. (Formerly: iMerchants Ltd.)	Consolidation 25 into 1	0.100 *	2012/07/12
08178	China Information Technology Development Ltd.	Consolidation 10 into 1	0.100	2012/08/03
08080	North Asia Strategic Holdings Ltd.	Consolidation 10 into 1	0.010 *	2012/09/17
08220	Bingo Group Holdings Ltd.	Consolidation 2 into 1	0.040	2012/09/18
08022	TLT Lottotainment Group Ltd.	Consolidation 10 into 1	0.500	2012/09/19
08081	Computech Holdings Ltd.	Consolidation 10 into 1	0.100	2012/11/01
08078	China 3D Digital Entertainment Ltd.	Consolidation 20 into 1	0.005 *	2012/11/20
08032	Viva China Holdings Ltd.	Consolidation 5 into 1	0.050	2012/11/26

* New par value after capital reorganisation

Bonus issues/bonus warrants on GEM

Code	Stock	Particulars	Ex-date
08207	Credit China Holdings Ltd.	2 for 10	2012/05/17
08078	China 3D Digital Entertainment Ltd.	2 for 1	2012/05/24

Rights issues/open offers on GEM

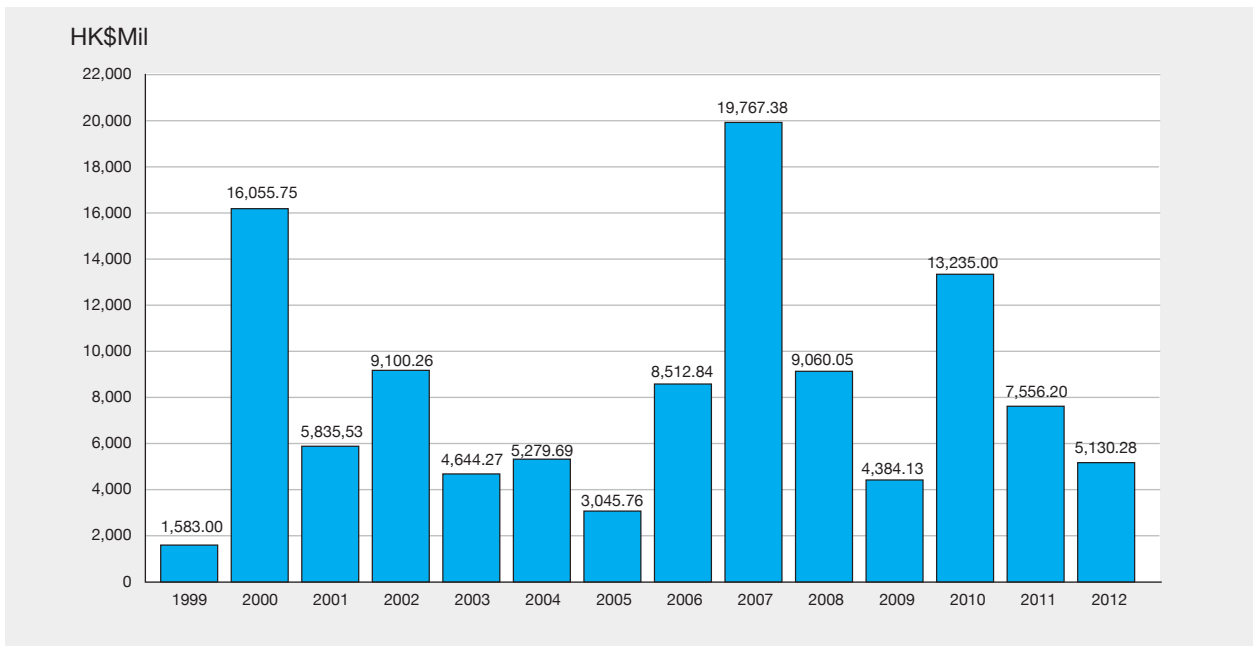
Code	Stock	Particulars	Funds raised (HK\$mil)	Ex-date payment date
08272	Chinese Food and Beverage Group Ltd.	Open offer 1 for 2 @\$0.01	14.41	2011/12/30 2012/02/08
08053	Pizu Group Holdings Ltd. (Formerly: China Electric Power Technology Holdings Ltd.)	Open offer 4 for 1 @\$0.0674	50.89	2012/01/18 2012/02/15
08250	China Natural Investment Co. Ltd.	Open offer 1 for 2 @\$0.07	38.79	2012/03/13 2012/04/10
08321	China Automotive Interior Decoration Holdings Ltd.	Open offer 1 for 2 @\$0.10	12.00	2012/04/10 2012/05/04
08082	Sage International Group Ltd.	Rts 1 for 2 @\$0.10	50.59	2012/04/18 2012/05/25
08041	Luxey International (Holdings) Ltd. (Formerly: China Post E-Commerce (Holdings) Ltd.)	Rts 1 for 2 @\$0.05	81.43	2012/06/05 2012/06/25
08212	Celebrate International Holdings Ltd. (Formerly: Hong Kong Life Group Holdings Ltd.)	Rts 5 for 1 @\$0.138	88.22	2012/06/20 2012/07/12
08239	Ming Kei Holdings Ltd.	Open offer 1 for 2 @\$0.43	49.56	2012/07/18 2012/08/07
08321	China Automotive Interior Decoration Holdings Ltd.	Open offer 2 for 1 @\$0.10	72.00	2012/08/14 2012/09/04
08022	TLT Lottotainment Group Ltd.	Rts 1 for 2 @\$0.05	9.85	2012/06/14 2012/09/06
08198	MelcoLot Ltd.	Open offer 3 for 1 @\$0.078	117.57	2012/10/17 2012/11/07
08081	Computech Holdings Ltd.	Open offer 3 for 1 @\$0.20 (after consolidation 10 into 1)	83.65	2012/11/02 2012/11/26
08068	New Universe International Group Ltd.	Open offer 1 for 5 @\$0.10	44.26	2012/11/14 2012/12/05
08050	Yunbo Digital Synergy Group Ltd. (Formerly: FlexSystem Holdings Ltd.)	Open offer 1 for 4 @\$0.10	15.63	2012/11/14 2012/12/05
08228	National Arts Holdings Ltd.	Rts 4 for 1 @\$0.10	324.50	2012/11/28 2012/12/19
Total			1,053.35	

Notes: Figures may not add up to total due to rounding.

Placings on GEM

Code	Company	New shares placed	Placing price (HK\$)	Funds raised (HK\$ mil)	Allotment date
08212	Hong Kong Life Group Holdings Ltd. (Name changed to Celebrate International Holdings Ltd.)	21,000,000	0.290	6.09	2012/01/18
08017	Long Success International (Holdings) Ltd.	520,000,000	0.040	20.80	2012/02/13
08096	Ruifeng Petroleum Chemical Holdings Ltd.	43,672,000	0.229	10.00	2012/02/24
08220	Bingo Group Holdings Ltd.	1,300,000,000	0.030	39.00	2012/03/15
08166	China Eco-Farming Ltd.	280,000,000	0.068	19.04	2012/03/19
08295	Asian Capital Holdings Ltd.	240,000,000	0.105	25.20	2012/03/19
08078	China 3D Digital Entertainment Ltd.	999,990,000	0.080	80.00	2012/03/22
08356	CNC Holdings Ltd.	10,000,000	1.000	10.00	2012/04/12
08239	Ming Kei Holdings Ltd.	33,760,000	0.280	9.45	2012/04/18
08081	Computech Holdings Ltd.	180,000,000	0.084	15.12	2012/05/15
08351	Larry Jewelry International Co. Ltd.	150,650,000	0.770	116.00	2012/05/21
08096	Ruifeng Petroleum Chemical Holdings Ltd.	112,000,000	0.200	22.40	2012/05/23
08351	Larry Jewelry International Co. Ltd.	2,560,000	0.770	1.97	2012/05/23
08109	Creative Energy Solutions Holdings Ltd.	7,404,000	2.800	20.73	2012/05/29
08050	Yunbo Digital Synergy Group Ltd.	15,000,000	0.185	2.78	2012/06/04
08022	TLT Lottotainment Group Ltd.	65,647,113	0.120	7.88	2012/06/05
08178	China Information Technology Development Ltd.	1,000,000,000	0.027	27.00	2012/06/20
08096	Ruifeng Petroleum Chemical Holdings Ltd.	138,000,000	0.200	27.60	2012/06/26
08085	Hong Kong Life Sciences and Technologies Group Ltd.	498,500,000	0.200	99.70	2012/07/18
08150	Seamless Green China (Holdings) Ltd.	23,500,000	0.395	9.28	2012/07/18
08050	Yunbo Digital Synergy Group Ltd.	10,000,000	0.141	1.41	2012/07/26
08096	Ruifeng Petroleum Chemical Holdings Ltd.	388,411,819	0.200	77.68	2012/07/30
08150	Seamless Green China (Holdings) Ltd.	23,440,000	0.310	7.27	2012/08/03
08128	China Ground Source Energy Ltd.	850,000,000	0.410	348.50	2012/08/20
08009	iMerchants Ltd. (Name changed to Chinese Energy Holdings Ltd.)	145,590,000	0.110	16.01	2012/08/21
08239	Ming Kei Holdings Ltd.	46,100,000	0.360	16.60	2012/08/29
08078	China 3D Digital Entertainment Ltd.	1,500,000,000	0.015	22.50	2012/09/06
08017	Long Success International (Holdings) Ltd.	31,000,000	0.120	3.72	2012/09/13
08037	Longlife Group Holdings Ltd.	192,000,000	0.155	29.76	2012/09/14
08103	Tai Shing International (Holdings) Ltd.	260,000,000	0.115	29.90	2012/09/18
08158	China Bio-Med Regeneration Technology Ltd.	455,000,000	0.220	100.10	2012/09/26
08269	Wealth Glory Holdings Ltd.	247,448,000	0.170	42.07	2012/09/27
08269	Wealth Glory Holdings Ltd.	42,400,000	0.189	8.01	2012/09/27
08178	China Information Technology Development Ltd.	149,000,000	0.180	26.82	2012/10/11
08022	TLT Lottotainment Group Ltd.	6,564,711	0.500	3.28	2012/10/11
08202	Inno-Tech Holdings Ltd.	19,012,424	0.060	1.14	2012/11/01
08150	Seamless Green China (Holdings) Ltd.	38,000,000	0.400	15.20	2012/11/15
08306	China Nonferrous Metals Co. Ltd.	3,750,000,000	0.080	300.00	2012/11/20
08103	Tai Shing International (Holdings) Ltd.	39,000,000	0.200	7.80	2012/11/21
08250	China Natural Investment Co. Ltd.	1,000,000,000	0.050	50.00	2012/11/30
08150	Seamless Green China (Holdings) Ltd.	18,920,000	0.400	7.57	2012/12/04
08266	Mobile Telecom Network (Holdings) Ltd.	124,288,000	0.155	19.26	2012/12/07
08046	Heng Xin China Holdings Ltd.	300,000,000	0.300	90.00	2012/12/18
08269	Wealth Glory Holdings Ltd.	47,000,000	0.170	7.99	2012/12/21
08103	Tai Shing International (Holdings) Ltd.	24,000,000	0.140	3.36	2012/12/21
08239	Ming Kei Holdings Ltd.	78,370,000	0.350	27.43	2012/12/27
Total				1,833.43	

Equity funds raised for GEM, 1999 – 2012



Funds raised by classification for GEM, 1999 – 2012

HK\$mil

Type	Listing method	1999	2000	2001	2002	2003	2004	2005	2006	2007	2008	2009	2010	2011	2012
Equities	Offer for subscription	231.04	817.28	90.92	1,415.28	93.44	391.64	12.66	297.00	-	-	54.00	-	67.21	60.00
	Offer for sale	220.38	249.38	370.32	457.38	108.64	61.07	22.10	73.50	163.43	20.00	31.10	26.54	159.35	65.80
	Offer for placing	1,131.57	13,748.16	3,654.58	5,138.00	1,873.21	2,241.42	630.68	1,398.71	1,830.12	196.84	271.10	622.75	1,107.30	1,000.56
	Placing	-	508.66	274.19	1,216.57	1,512.16	1,650.81	1,646.28	3,163.57	10,910.49	3,728.85	2,535.18	7,651.88	2,945.17	1,833.43
	Rights issue	-	-	153.83	154.90	220.70	191.11	58.22	2,146.02	1,853.63	133.46	237.49	767.95	962.71	554.59
	Open offer	-	-	-	-	128.47	5.96	16.47	78.57	248.79	181.99	437.27	670.96	382.64	498.76
	Consideration issue	-	682.43	1,245.48	638.87	664.93	656.66	537.42	1,199.87	4,187.92	4,594.00	608.10	2,873.73	1,744.22	939.13
	Warrants exercised	-	-	28.20	0.00	0.14	0.06	7.62	2.24	140.46	31.71	4.85	140.25	15.87	62.71
	Share option scheme	-	49.84	18.02	79.25	42.57	80.98	114.31	153.36	432.55	173.21	205.03	480.95	171.72	115.31
Equities funds raised		1,583.00	16,055.75	5,835.53	9,100.26	4,644.27	5,279.69	3,045.76	8,512.84	19,767.38	9,060.05	4,384.13	13,235.00	7,556.20	5,130.28
Equity warrants – premium		-	-	-	6.25	-	-	-	-	6.23	-	-	7.17	8.00	-

Funds raised by Mainland enterprises H shares for GEM, 2003 – 2012

HK\$mil

Type	Listing method	2003	2004	2005	2006	2007	2008	2009	2010	2011	2012
Equities	Offer for subscription	80.32	22.36	5.46	297.00	-	-	-	-	-	-
	Offer for sale	15.47	32.17	3.89	73.50	-	-	-	-	-	-
	Offer for placing	1,122.12	639.07	166.13	1,398.71	-	176.84	-	-	-	-
	Placing	204.00	459.33	272.90	594.25	1,317.33	1,770.67	122.40	638.72	-	-
	Rights issue	-	-	-	-	-	-	100.81	-	-	-
	Open offer	-	-	-	-	82.71	-	-	-	-	-
	Consideration issue	-	-	-	-	-	-	-	-	-	-
	Warrants exercised	-	-	-	-	-	-	-	-	-	-
	Share option scheme	-	-	-	-	-	-	-	-	-	-
Equities funds raised		1,421.91	1,152.93	448.37	2,363.46	1,400.04	1,947.51	223.21	638.72	-	-

Funds raised by Red Chip stocks for GEM, 2003 – 2012

HK\$mil

Type	Listing method	2003	2004	2005	2006	2007	2008	2009	2010	2011	2012
Equities	Offer for subscription	-	-	-	-	-	-	-	-	-	-
	Offer for sale	-	-	-	-	-	-	-	-	-	-
	Offer for placing	-	92.00	-	-	-	-	-	-	-	-
	Placing	-	-	18.72	-	707.76	125.00	-	-	86.05	53.82
	Rights issue	-	-	-	-	-	-	-	-	-	-
	Open offer	-	-	-	-	-	-	-	-	-	-
	Consideration issue	-	-	20.81	-	299.75	95.22	-	-	-	-
	Warrants exercised	-	-	-	-	-	-	-	-	-	-
	Share option scheme	0.68	-	-	6.90	42.09	-	-	0.03	-	-
Equities funds raised		0.68	92.00	39.53	6.90	1,049.61	220.22	-	0.03	86.05	53.82

Newly listed equity warrants on GEM, 2012

Code	Warrant	Subscription price per unit (HK\$)	Subscription period	Initial issued amount (HK\$)	Listing date
Nil					

List of expired equity warrants for GEM, 2012

Code	Warrant	Last trading date	Delisted date
08343	China Nonferrous Metals Co. Ltd. Warrants 2012	2012/07/27	2012/08/02

Market value and trading for equity warrants on GEM, 2008 – 2012

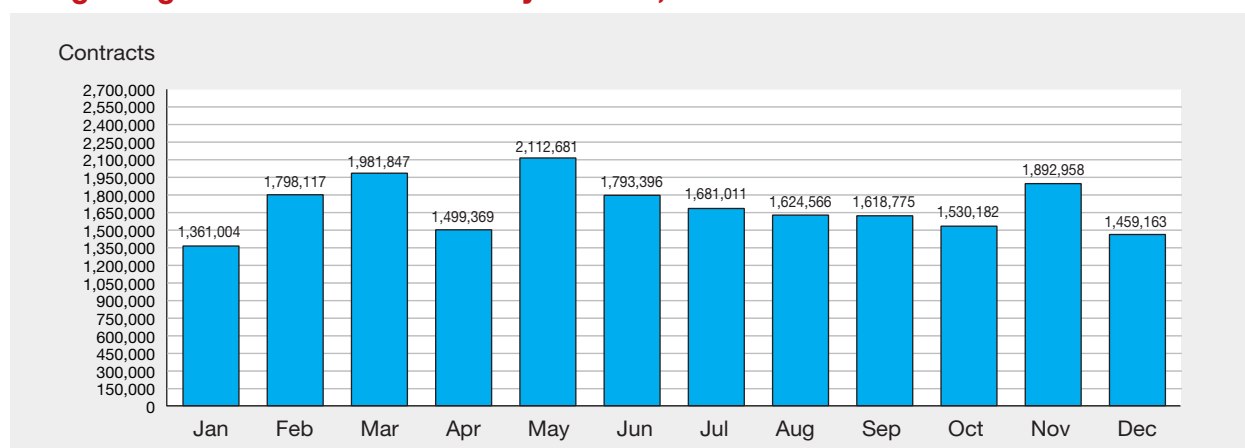
Year/Month	Number *	Market value * HK\$mil	Turnover value HK\$mil	(%) of market total
2008	3	10.34	2.93	0.01
2009	1	1.49	0.34	0.00
2010	1	40.15	22.08	0.02
2011	2	15.97	4.07	0.01
2012	1	8.00	0.41	0.00
2012 Jan	2	15.97	0.00	0.00
Feb	2	15.97	0.00	0.00
Mar	2	15.97	0.00	0.00
Apr	2	15.97	0.00	0.00
May	2	15.17	0.27	0.01
Jun	2	15.17	0.00	0.00
Jul	2	15.17	0.13	0.01
Aug	1	8.00	0.00	0.00
Sep	1	8.00	0.00	0.00
Oct	1	8.00	0.00	0.00
Nov	1	8.00	0.00	0.00
Dec	1	8.00	0.01	0.00

* Month-end or year-end figures.

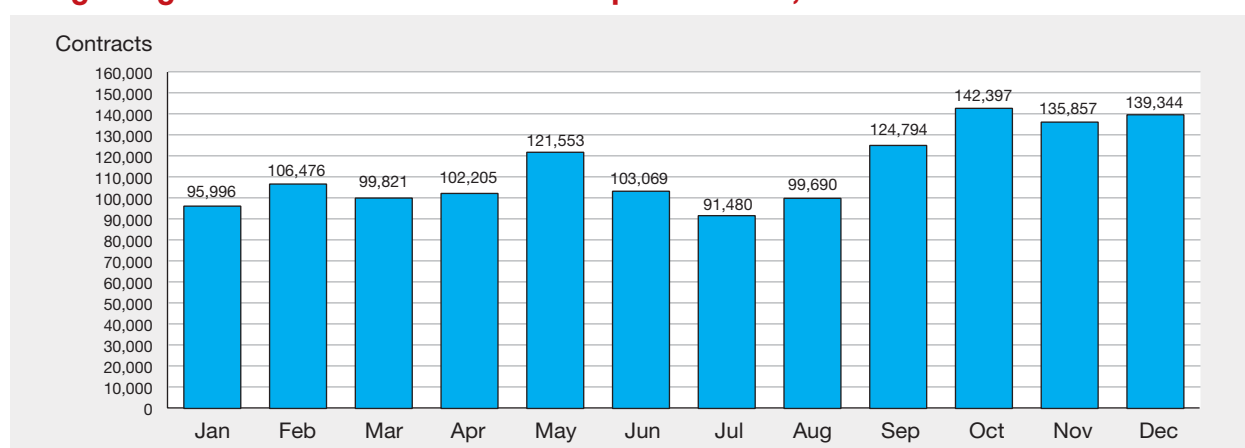
Hang Seng Index futures – trading statistics, 2008 – 2012

Year/Month	No. of trading days	Contracts			
		Total volume	Average daily volume	Period end open interest	
2008	243.0	21,716,508	89,368	73,034	
2009	247.5	20,728,034	83,750	68,456	
2010	248.0	21,031,085	84,803	88,816	
2011	245.5	23,085,833	94,036	86,409	
2012	245.5	20,353,069	82,905	139,344	
2012	Jan	18.0	1,361,004	75,611	95,996
	Feb	21.0	1,798,117	85,625	106,476
	Mar	22.0	1,981,847	90,084	99,821
	Apr	18.0	1,499,369	83,298	102,025
	May	22.0	2,112,681	96,031	121,553
	Jun	21.0	1,793,396	85,400	103,069
	Jul	20.5	1,681,011	82,001	91,480
	Aug	23.0	1,624,566	70,633	99,690
	Sep	20.0	1,618,775	80,939	124,794
	Oct	20.0	1,530,182	76,509	142,397
	Nov	22.0	1,892,958	86,044	135,857
	Dec	18.0	1,459,163	81,065	139,344
2012	Highest (date)		214,900 (27/11)		187,763 (21/12)

Hang Seng Index futures – monthly volume, 2012



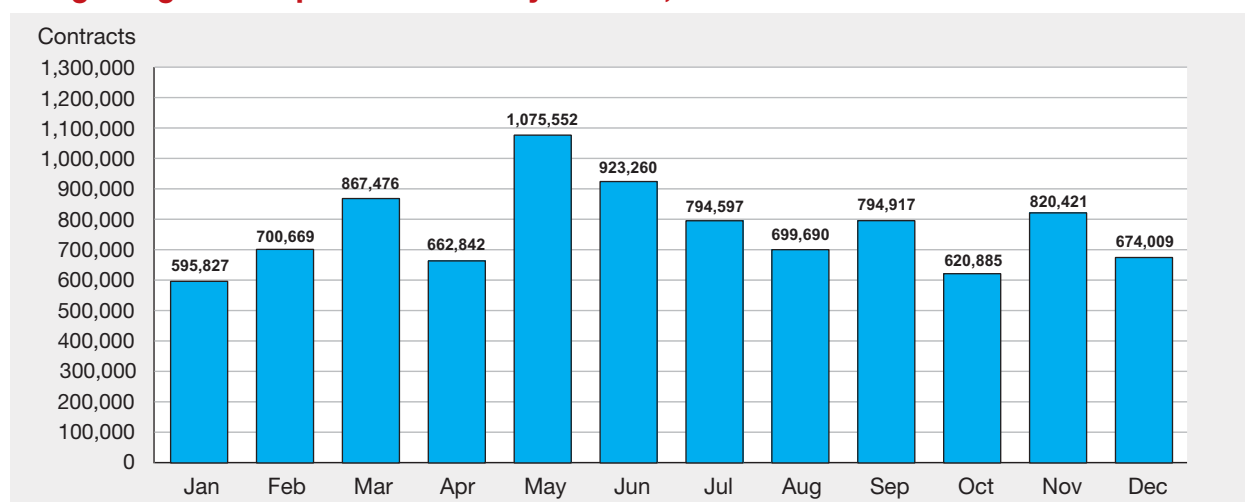
Hang Seng Index futures – month-end open interest, 2012



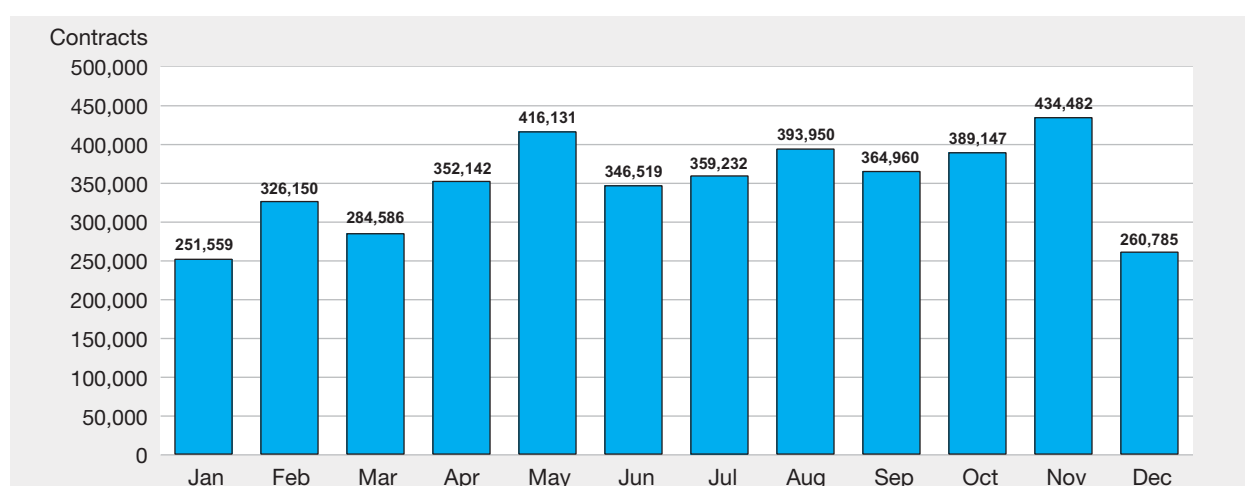
Hang Seng Index options – trading statistics, 2008 – 2012

Year/Month	No. of trading days	Volume (contracts)			Average daily	Period end open interest (contracts)
		Call	Put	Total		
2008	243.0	1,847,637	1,973,160	3,820,797	15,723	75,829
2009	247.5	2,544,351	2,823,052	5,367,403	21,686	175,720
2010	248.0	3,980,315	4,534,734	8,515,049	34,335	187,784
2011	245.5	4,975,186	5,692,240	10,667,426	43,452	184,402
2012	245.5	4,101,858	5,128,287	9,230,145	37,597	260,785
2012 Jan	18.0	288,839	306,988	595,827	33,102	251,559
2012 Feb	21.0	305,823	394,846	700,669	33,365	326,150
2012 Mar	22.0	358,462	509,014	867,476	39,431	284,586
2012 Apr	18.0	277,765	385,077	662,842	36,825	352,142
2012 May	22.0	473,694	601,858	1,075,552	48,889	416,131
2012 Jun	21.0	413,899	509,361	923,260	43,965	346,519
2012 Jul	20.5	360,933	433,664	794,597	38,761	359,232
2012 Aug	23.0	325,464	374,226	699,690	30,421	393,950
2012 Sep	20.0	363,083	431,834	794,917	39,746	364,960
2012 Oct	20.0	271,501	349,384	620,885	31,044	389,147
2012 Nov	22.0	365,683	454,738	820,421	37,292	434,482
2012 Dec	18.0	296,712	377,297	674,009	37,445	260,785
2012 Highest (date)				107,861 (18/05)		560,087 (27/06)

Hang Seng Index options – monthly volume, 2012



Hang Seng Index options – month-end open interest 2012



Mini-Hang Seng Index futures – trading statistics, 2008 – 2012

Year/Month	No. of trading days	Contracts		
		Total volume	Average daily volume	Period end open interest
2008	243.0	7,961,028	32,761	2,945
2009	247.5	9,279,877	37,494	4,447
2010	248.0	8,300,654	33,470	7,359
2011	245.5	10,294,537	41,933	5,129
2012	245.5	8,545,847	34,810	6,638
2012 Jan	18.0	588,842	32,713	7,035
Feb	21.0	832,512	39,643	9,073
Mar	22.0	928,077	42,185	6,653
Apr	18.0	616,142	34,230	6,333
May	22.0	892,072	40,549	9,891
Jun	21.0	769,893	36,662	6,063
Jul	20.5	730,196	35,619	8,590
Aug	23.0	717,037	31,176	7,051
Sep	20.0	639,002	31,950	7,350
Oct	20.0	587,434	29,372	9,594
Nov	22.0	707,030	32,138	7,949
Dec	18.0	537,610	29,867	6,638
2012 Highest (date)		56,954 (21/03)		13,853 (26/10)

Mini-Hang Seng Index options – trading statistics, 2008 – 2012

Year/Month	No. of trading days	Volume (contracts)				Period end
		Call	Put	Total volume	Average daily volume	open interest (contracts)
2008	243.0	79,776	77,181	156,957	646	1,796
2009	247.5	141,819	144,772	286,591	1,158	3,551
2010	248.0	233,478	249,213	482,691	1,946	4,859
2011	245.5	472,500	481,914	954,414	3,888	3,873
2012	245.5	597,429	633,568	1,230,997	5,014	12,363
2012 Jan	18.0	29,442	30,845	60,287	3,349	5,716
Feb	21.0	36,348	38,288	74,636	3,554	5,641
Mar	22.0	40,606	45,112	85,718	3,896	5,195
Apr	18.0	35,490	38,246	73,736	4,096	8,427
May	22.0	83,710	79,495	163,205	7,418	14,439
Jun	21.0	53,854	59,151	113,005	5,381	12,617
Jul	20.5	49,299	52,240	101,539	4,953	9,238
Aug	23.0	52,129	51,169	103,298	4,491	9,141
Sep	20.0	51,312	53,192	104,504	5,225	10,384
Oct	20.0	54,631	58,495	113,126	5,656	10,634
Nov	22.0	59,422	65,504	124,926	5,678	10,082
Dec	18.0	51,186	61,831	113,017	6,279	12,363
2012 Highest (date)				13,917 (18/05)		32,651 (29/05)

H-shares Index futures – trading statistics, 2008 – 2012

Year/Month	No. of trading days	Contracts		
		Total	Average	Period end
		volume	daily volume	open interest
2008	243.0	14,440,965	59,428	96,120
2009	247.5	12,394,116	50,077	74,324
2010	248.0	12,429,800	50,120	94,734
2011	245.5	15,003,870	61,116	106,277
2012	245.5	15,923,813	64,863	181,909
2012 Jan	18.0	1,030,691	57,261	108,411
Feb	21.0	1,363,243	64,916	117,733
Mar	22.0	1,466,512	66,660	117,764
Apr	18.0	1,156,077	64,227	117,864
May	22.0	1,513,228	68,783	124,934
Jun	21.0	1,303,701	62,081	127,099
Jul	20.5	1,299,094	63,370	128,015
Aug	23.0	1,187,254	51,620	134,065
Sep	20.0	1,327,146	66,357	142,443
Oct	20.0	1,438,874	71,944	163,102
Nov	22.0	1,496,861	68,039	163,614
Dec	18.0	1,341,132	74,507	181,909
2012 Highest (date)		227,986 (27/11)		260,943 (21/12)

H-shares Index options – trading statistics, 2008- 2012

Year/Month	No. of trading days	Volume (contracts)				Period end
				Total	Average	open
		Call	Put	volume	daily volume	interest
2008	243.0	819,437	794,551	1,613,988	6,642	59,592
2009	247.5	915,184	1,045,947	1,961,131	7,924	124,030
2010	248.0	1,386,525	1,524,188	2,910,713	11,737	104,994
2011	245.5	1,803,380	1,968,419	3,771,799	15,364	158,628
2012	245.5	2,966,744	3,334,145	6,300,889	25,666	589,342
2012 Jan	18.0	167,540	144,665	312,205	17,345	228,863
Feb	21.0	177,086	248,223	425,309	20,253	318,091
Mar	22.0	230,155	318,053	548,208	24,919	291,787
Apr	18.0	229,721	212,931	442,652	24,592	328,378
May	22.0	316,909	346,006	662,915	30,133	441,095
Jun	21.0	263,769	240,494	504,263	24,013	361,728
Jul	20.5	215,175	237,170	452,345	22,066	416,963
Aug	23.0	216,034	253,541	469,575	20,416	516,317
Sep	20.0	289,715	325,263	614,978	30,749	591,725
Oct	20.0	316,205	328,425	644,630	32,232	664,606
Nov	22.0	267,121	343,228	610,349	27,743	765,775
Dec	18.0	277,314	336,146	613,460	34,081	589,342
2012 Highest (date)				67,677 (14/09)		926,985 (27/12)

Mini H-shares Index futures – trading statistics, 2008 – 2012

Year/Month	No. of trading days	Contracts		
		Total volume	Average daily volume	Period end open interest
2008 *	184.5	318,395	1,726	345
2009	247.5	799,894	3,232	741
2010	248.0	992,224	4,001	1,867
2011	245.5	1,845,116	7,516	1,520
2012	245.5	1,560,515	6,356	2,276
2012 Jan	18.0	102,753	5,709	1,470
Feb	21.0	147,128	7,006	2,029
Mar	22.0	148,778	6,763	2,575
Apr	18.0	129,233	7,180	1,964
May	22.0	171,774	7,808	3,345
Jun	21.0	147,928	7,044	3,236
Jul	20.5	120,023	5,855	2,491
Aug	23.0	107,331	4,667	3,499
Sep	20.0	108,095	5,405	2,354
Oct	20.0	116,506	5,825	2,452
Nov	22.0	142,730	6,488	2,888
Dec	18.0	118,236	6,569	2,276
2012 Highest (date)		11,763 (27/02)		6,684 (24/04)

* Trading in Mini H-shares Index futures commenced on 31 March 2008

HSI Dividend Point Index Futures – trading statistics, 2010 – 2012

Year/Month	No. of trading days	Contracts		
		Total volume	Average daily volume	Period end open interest
2010 *	43.0	2,123	49	1,270
2011	245.5	11,196	46	4,460
2012	245.5	20,793	85	1,969
2012 Jan	18.0	3,050	169	5,151
Feb	21.0	1,500	71	5,390
Mar	22.0	854	39	5,453
Apr	18.0	1,000	56	4,603
May	22.0	3,329	151	5,412
Jun	21.0	0	0	5,412
Jul	20.5	510	25	5,412
Aug	23.0	6,500	283	5,379
Sep	20.0	3,750	188	7,724
Oct	20.0	0	0	7,724
Nov	22.0	300	14	8,024
Dec	18.0	0	0	1,969
2012 Highest (date)		3,000 (01/08)		8,024 (28/12)

* Trading in HSI Dividend Point Index Futures commenced on 01 Nov 2010

HSCEI Dividend Point Index Futures – trading statistics, 2010 – 2012

Year/Month	No. of trading days	Contracts		
		Total volume	Average daily volume	Period end open interest
2010 *	43.0	4,667	109	1,138
2011	245.5	53,054	216	34,270
2012	245.5	184,786	753	48,879
2012 Jan	18.0	20,210	1,123	45,280
Feb	21.0	20,050	955	49,135
Mar	22.0	15,640	711	49,815
Apr	18.0	8,750	486	50,365
May	22.0	29,872	1,358	59,348
Jun	21.0	5,262	251	59,548
Jul	20.5	8,375	409	63,323
Aug	23.0	37,949	1,650	69,396
Sep	20.0	22,200	1,110	72,355
Oct	20.0	9,515	476	76,555
Nov	22.0	2,552	116	76,287
Dec	18.0	4,411	245	48,879
2012 Highest (date)		20,802 (24/05)		77,555 (29/10)

* Trading in HSCEI Dividend Point Index Futures commenced on 01 Nov 2010

Flexible Hang Seng Index Options – trading statistics, 2010 – 2012

Year/Month	No. of trading days	Volume (contracts)			Average daily volume	Period end open interest (contracts)
		Call	Put	Total volume		
2010 *	223.0	3,610	7,612	11,222	50	500
2011	245.5	2,750	6,510	9,260	38	7,510
2012	245.5	5,296	8,887	14,183	58	9,468
2012 Jan	18.0	0	0	0	0	7,510
Feb	21.0	0	0	0	0	7,510
Mar	22.0	0	0	0	0	7,510
Apr	18.0	800	2,700	3,500	194	11,010
May	22.0	0	0	0	0	11,010
Jun	21.0	0	0	0	0	11,010
Jul	20.5	0	0	0	0	11,010
Aug	23.0	0	2,000	2,000	87	12,960
Sep	20.0	100	100	200	10	13,010
Oct	20.0	4,396	487	4,883	244	17,878
Nov	22.0	0	3,600	3,600	164	16,978
Dec	18.0	0	0	0	0	9,468
2012 Highest (date)				3,575 (24/10)		17,878 (02/11)

* Trading in Flexible Hang Seng Index Options commenced on 08 Feb 2010

Trading in Flexible H-shares Index Options – trading statistics, 2010 – 2012

Year/Month	No. of trading days	Volume (contracts)			Average daily volume	Period end open interest (contracts)
		Call	Put	Total volume		
2010 *	223.0	1,350	1,182	2,532	11	0
2011	245.5	16,840	6,670	23,510	96	3,500
2012	245.5	3,556	7,615	11,171	46	9,821
2012 Jan	18.0	0	0	0	0	3,500
Feb	21.0	800	500	1,300	62	4,800
Mar	22.0	0	0	0	0	4,400
Apr	18.0	0	600	600	33	5,000
May	22.0	800	1,525	2,325	106	7,325
Jun	21.0	0	0	0	0	7,125
Jul	20.5	300	100	400	20	7,525
Aug	23.0	500	900	1,400	61	8,275
Sep	20.0	156	0	156	8	8,431
Oct	20.0	0	460	460	23	8,891
Nov	22.0	800	2,330	3,130	142	11,871
Dec	18.0	200	1,200	1,400	78	9,821
2012 Highest (date)				1,230 (16/11)		11,871 (27/12)

* Trading in Flexible H-shares Index Options commenced on 08 Feb 2010

Trading in HSI Volatility Index Futures – trading statistics, 2012

Year/Month	No. of trading days	Contracts		
		Total volume	Average daily volume	Period end open interest
2012 *	214.5	1,526	7	8
2012 Feb	8.0	69	9	11
Mar	22.0	220	10	39
Apr	18.0	196	11	129
May	22.0	353	16	27
Jun	21.0	115	5	77
Jul	20.5	74	4	29
Aug	23.0	169	7	54
Sep	20.0	81	4	69
Oct	20.0	196	10	41
Nov	22.0	42	2	4
Dec	18.0	11	1	8
2012 Highest (date)		58 (10/05)		140 (16/05)

* Trading in HSI Volatility Index Futures commenced on 20 Feb 2012

Trading in IBOVESPA Futures – trading statistics, 2012

Year/Month	No. of trading days	Contracts		
		Total volume	Average daily volume	Period end open interest
2012 *	185.5	7	0	0
2012 Mar	1.0	0	0	0
Apr	18.0	2	0	0
May	22.0	5	0	5
Jun	21.0	0	0	0
Jul	20.5	0	0	0
Aug	23.0	0	0	0
Sep	20.0	0	0	0
Oct	20.0	0	0	0
Nov	22.0	0	0	0
Dec	18.0	0	0	0
2012 Highest (date)		5 (21/05)		5 (14/06)

* Trading in IBOVESPA Futures commenced on 30 Mar 2012

Trading in MICEX Index Futures – trading statistics, 2012

Year/Month	No. of trading days	Contracts		
		Total volume	Average daily volume	Period end open interest
2012 *	185.5	8	0	0
2012 Mar	1.0	0	0	0
Apr	18.0	3	0	1
May	22.0	5	0	6
Jun	21.0	0	0	0
Jul	20.5	0	0	0
Aug	23.0	0	0	0
Sep	20.0	0	0	0
Oct	20.0	0	0	0
Nov	22.0	0	0	0
Dec	18.0	0	0	0
2012 Highest (date)		5 (17/05)		6 (18/06)

* Trading in MICEX Index Futures commenced on 30 Mar 2012

Trading in Sensex Index Futures – trading statistics, 2012

Year/Month	No. of trading days	Contracts		
		Total volume	Average daily volume	Period end open interest
2012 *	185.5	190	1	0
2012 Mar	1.0	5	5	4
Apr	18.0	50	3	5
May	22.0	60	3	25
Jun	21.0	54	3	23
Jul	20.5	16	1	8
Aug	23.0	5	0	8
Sep	20.0	0	0	0
Oct	20.0	0	0	0
Nov	22.0	0	0	0
Dec	18.0	0	0	0
2012 Highest (date)		22 (17/04)		25 (01/06)

* Trading in Sensex Index Futures commenced on 30 Mar 2012

Trading in FTSE/JSE Top40 Futures – trading statistics, 2012

Year/Month	No. of trading days	Contracts		
		Total volume	Average daily volume	Period end open interest
2012 *	185.5	0	0	0
2012 Mar	1.0	0	0	0
Apr	18.0	0	0	0
May	22.0	0	0	0
Jun	21.0	0	0	0
Jul	20.5	0	0	0
Aug	23.0	0	0	0
Sep	20.0	0	0	0
Oct	20.0	0	0	0
Nov	22.0	0	0	0
Dec	18.0	0	0	0
2012 Highest (date)		0 –		0 –

* Trading in FTSE/JSE Top40 Futures commenced on 30 Mar 2012

Three-month HIBOR futures – trading statistics, 2008 – 2012

Year/Month	No. of trading days	Contracts		
		Total volume	Average daily volume	Period end open interest
2008	243.0	23,818	98	2,435
2009	247.5	2,573	10	103
2010	248.0	1,055	4	267
2011	245.5	414	2	24
2012	245.5	150	1	0
2012 Jan	18.0	10	1	34
Feb	21.0	15	1	49
Mar	22.0	70	3	95
Apr	18.0	45	3	120
May	22.0	0	0	120
Jun	21.0	10	0	65
Jul	20.5	0	0	65
Aug	23.0	0	0	65
Sep	20.0	0	0	5
Oct	20.0	0	0	5
Nov	22.0	0	0	5
Dec	18.0	0	0	0
2012 Highest (date)		60 (27/03)		120 (18/06)

One-month HIBOR futures – trading statistics, 2008 – 2012

Year/Month	No. of trading days	Contracts		
		Total volume	Average daily volume	Period end open interest
2008	243.0	891	4	91
2009	247.5	204	1	0
2010	248.0	14	0	0
2011	245.5	245	1	25
2012	245.5	10	0	0
2012 Jan	18.0	10	1	25
Feb	21.0	0	0	0
Mar	22.0	0	0	0
Apr	18.0	0	0	0
May	22.0	0	0	0
Jun	21.0	0	0	0
Jul	20.5	0	0	0
Aug	23.0	0	0	0
Sep	20.0	0	0	0
Oct	20.0	0	0	0
Nov	22.0	0	0	0
Dec	18.0	0	0	0
2012 Highest (date)		10 (05/01)		35 (16/01)

Three-Year Exchange Fund Note futures – trading statistics, 2008 – 2012

Year/Month	No. of trading days	Contracts		
		Total volume	Average daily volume	Period end open interest
2008	243.0	0	0	0
2009	247.5	0	0	0
2010	248.0	0	0	0
2011	245.5	0	0	0
2012	245.5	0	0	0
2012 Jan	18.0	0	0	0
Feb	21.0	0	0	0
Mar	22.0	0	0	0
Apr	18.0	0	0	0
May	22.0	0	0	0
Jun	21.0	0	0	0
Jul	20.5	0	0	0
Aug	23.0	0	0	0
Sep	20.0	0	0	0
Oct	20.0	0	0	0
Nov	22.0	0	0	0
Dec	18.0	0	0	0
2011 Highest (date)		0		0
		-		-

Stock futures contracts as at the end of 2012

Underlying Stock	Launch Date	Contract Multiplier
Aluminum Corporation of China Ltd.	2004/06/14	2,000
Bank of China Ltd.	2006/07/03	1,000
Bank of Communications Co., Ltd.	2005/11/07	1,000
BOC Hong Kong (Holdings) Ltd.	2003/03/17	500
Cathay Pacific Airways Ltd.	2001/08/27	1,000
Cheung Kong (Holdings) Ltd.	1995/09/25	1,000
China Communications Construction Co. Ltd.	2007/03/19	1,000
China Construction Bank Corporation	2005/12/19	1,000
China Life Insurance Co. Ltd.	2004/06/14	1,000
China Merchants Bank Co., Ltd.	2006/10/27	500
China Mobile Ltd.	1998/06/05	500
China Petroleum & Chemical Corporation	2002/07/22	2,000
China Telecom Corporation Ltd.	2004/06/14	2,000
China Unicom (Hong Kong) Ltd.	2001/08/27	2,000
CITIC Pacific Ltd.	1997/05/23	1,000
CLP Holdings Ltd.	1997/10/17	500
CNOOC Ltd.	2002/07/22	1,000
Esprit Holdings Ltd.	2005/07/11	100
Foxconn International Holdings Ltd.	2007/03/19	1,000
Hang Seng Bank Ltd.	1997/09/19	100
Henderson Land Development Co. Ltd.	1997/09/19	1,000
Hong Kong Exchanges and Clearing Ltd.	2001/08/27	100
HSBC Holdings plc	1995/03/31	400
Huaneng Power International, Inc.	2002/07/22	2,000
Hutchison Whampoa Ltd.	1997/09/19	1,000
Industrial and Commercial Bank of China Ltd.	2006/10/27	1,000
Li & Fung Ltd.	2001/08/27	2,000
MTR Corporation Ltd.	2001/08/27	500
New World Development Co. Ltd.	1997/10/17	1,000
PetroChina Co. Ltd.	2001/08/27	2,000
PICC Property and Casualty Co. Ltd.	2007/03/19	2,000
Ping An Insurance (Group) Co. of China, Ltd.	2005/11/07	500
Power Assets Holdings Ltd.	1998/03/18	500
Sun Hung Kai Properties Ltd.	1997/09/19	1,000
Swire Pacific Ltd. 'A'	1997/05/23	500
The Bank of East Asia, Ltd.	2001/01/08	200
The Hong Kong and China Gas Co. Ltd.	2001/08/27	1,000
The Wharf (Holdings) Ltd.	1997/10/17	1,000

Stock futures contract volume and open interest, 2008 – 2012

Year/Month	No. of trading days	Contracts		
		Total volume	Average daily volume	Period end open interest
2008	243.0	257,015	1,058	9,449
2009	247.5	271,766	1,098	4,407
2010	248.0	239,259	965	11,514
2011	245.5	444,014	1,809	11,277
2012	245.5	322,715	1,315	19,516
2012	Jan	20,635	1,146	12,243
	Feb	29,319	1,396	14,930
	Mar	28,916	1,314	14,178
	Apr	17,364	965	15,241
	May	24,276	1,103	16,786
	Jun	18,532	882	10,510
	Jul	22,556	1,100	12,035
	Aug	21,911	953	15,403
	Sep	24,320	1,216	10,353
	Oct	44,512	2,226	19,029
	Nov	35,663	1,621	21,687
	Dec	34,711	1,928	19,516
2012	Highest (date)	5,641 (18/10)		24,989 (19/12)

Stock futures – trading statistics by underlying stock, 2012

Underlying Stock	Contracts			
	Volume		Period end open Interest	
	Total	% of Total	Total	% of Total
Aluminum Corporation of China Ltd.	5,480	1.70	425	2.18
Bank of China Ltd.	13,903	4.31	1,148	5.88
Bank of Communications Co., Ltd.	4,912	1.52	1,098	5.63
BOC Hong Kong (Holdings) Ltd.	5,494	1.70	308	1.58
Cathay Pacific Airways Ltd.	544	0.17	0	0.00
Cheung Kong (Hldgs.) Ltd.	8,733	2.71	126	0.65
China Communications Construction Co. Ltd.	3,926	1.22	178	0.91
China Construction Bank Corporation	17,969	5.57	2,437	12.49
China Life Insurance Co. Ltd.	14,307	4.43	417	2.14
China Merchants Bank Co., Ltd.	18,470	5.72	947	4.85
China Mobile Ltd.	28,788	8.92	2,935	15.04
China Petroleum & Chemical Corp.	6,491	2.01	507	2.60
China Telecom Corporation Ltd.	2,470	0.77	248	1.27
China Unicom (Hong Kong) Ltd.	1,712	0.53	10	0.05
CITIC Pacific Ltd.	2,488	0.77	41	0.21
CLP Holdings Ltd.	5,027	1.56	134	0.69
CNOOC Ltd	14,816	4.59	518	2.65
Esprit Holdings Ltd.	11,786	3.65	91	0.47
Foxconn International Holdings Ltd.	2,473	0.77	11	0.06
Hang Seng Bank Ltd.	567	0.18	0	0.00
Henderson Land Development Co. Ltd.	2,442	0.76	68	0.35
Hong Kong Exchanges & Clearing Ltd.	39,219	12.15	3,460	17.73
HSBC Holdings plc	35,674	11.05	759	3.89
Huaneng Power International, Inc.	605	0.19	5	0.03
Hutchison Whampoa Ltd.	16,246	5.03	477	2.44
Industrial and Commercial Bank of China Ltd.	17,137	5.31	1,509	7.73
Li & Fung Ltd.	1,484	0.46	91	0.47
MTR Corporation Ltd.	950	0.29	3	0.02
New World Development Co. Ltd.	2,159	0.67	260	1.33
PetroChina Co. Ltd.	7,100	2.20	91	0.47
PICC Property and Casualty Co. Ltd.	995	0.31	66	0.34
Ping An Insurance (Group) Co. of China Ltd.	14,840	4.60	702	3.60
Power Assets Holdings Ltd.	1,169	0.36	18	0.09
Sun Hung Kai Properties Ltd.	7,478	2.32	406	2.08
Swire Pacific Ltd. – A	634	0.20	0	0.00
The Bank of East Asia, Ltd.	1,203	0.37	0	0.00
The Hong Kong & China Gas Co. Ltd.	493	0.15	8	0.04
The Wharf (Holdings) Ltd.	2,531	0.78	14	0.07

Stock options classes as at the end of 2012

Class	Code	Launch date	Lot size (shares)
iShares FTSE A50 China Index ETF	A50	2010/07/12	5000
Agricultural Bank of China Ltd.	ABC	2010/07/16	10000
Anhui Conch Cement Co. Ltd.	ACC	2011/11/21	500
AIA Group Ltd.	AIA	2010/10/29	1000
Aluminum Corporation of China Ltd.	ALC	2004/06/14	2000
Bank of China Ltd.	BCL	2006/07/03	1000
Bank of Communications Co., Ltd.	BCM	2005/11/07	1000
The Bank of East Asia, Ltd.	BEA	2001/01/08	200
Belle International Holdings Ltd.	BIH	2011/11/21	1000
BOC Hong Kong (Holdings) Ltd.	BOC	2003/03/17	500
BYD Company Ltd.	BYD	2009/11/16	500
China Construction Bank Corporation	CCB	2005/12/19	1000
China Communications Construction Co. Ltd.	CCC	2007/03/19	1000
China Coal Energy Co. Ltd.	CCE	2007/09/03	1000
China COSCO Holdings Co. Ltd.	CCS	2009/11/16	500
China Mobile Ltd.	CHT	1998/05/15	500
China Unicom (Hong Kong) Ltd.	CHU	2001/08/27	2000
CITIC Pacific Ltd.	CIT	1995/10/23	1000
Cheung Kong (Holdings) Ltd.	CKH	1995/09/25	1000
China Life Insurance Co. Ltd.	CLI	2004/06/14	1000
CLP Holdings Ltd.	CLP	1995/12/18	500
China Merchants Bank Co., Ltd.	CMB	2006/10/27	500
CNOOC Ltd.	CNC	2002/07/22	1000
China Overseas Land & Investment Ltd.	COL	2009/07/06	2000
Cathay Pacific Airways Ltd.	CPA	2001/08/27	1000
China Petroleum & Chemical Corporation	CPC	2002/07/22	2000
China Pacific Insurance (Group) Co., Ltd.	CPI	2010/12/13	1000
China Railway Construction Corporation Ltd.	CRC	2008/06/10	500
China Railway Group Ltd.	CRG	2008/06/10	1000
W.I.S.E. – CSI 300 China Tracker	CS3	2010/07/12	1000
China Shenhua Energy Co. Ltd.	CSE	2008/06/10	500
China CITIC Bank Corporation Ltd.	CTB	2007/09/03	1000
China Telecom Corporation Ltd.	CTC	2004/06/14	2000
Esprit Holdings Ltd.	ESP	2005/07/11	100
Foxconn International Holdings Ltd.	FIH	2007/03/19	1000
Galaxy Entertainment Group Ltd.	GLX	2012/06/11	1000
Power Assets Holdings Ltd.	HEH	1998/02/16	500
Hong Kong Exchanges and Clearing Ltd.	HEX	2001/08/27	100
HSBC Holdings plc	HKB	1995/09/08	400
The Hong Kong and China Gas Co. Ltd.	HKG	2001/08/27	1000
Henderson Land Development Co. Ltd.	HLD	1995/12/18	1000
Huaneng Power International, Inc.	HNP	2002/07/22	2000
Hang Seng Bank Ltd.	HSB	1996/12/09	100
Hutchison Whampoa Ltd.	HWL	1995/12/18	1000
Industrial and Commercial Bank of China Ltd.	ICB	2006/10/27	1000
Jiangxi Copper Co. Ltd.	JXC	2007/09/03	1000
Li & Fung Ltd.	LIF	2001/08/27	2000
MTR Corporation Ltd.	MTR	2001/08/27	500
China National Building Material Co. Ltd.	NBM	2011/11/21	2000
New World Development Co. Ltd.	NWD	1996/08/05	1000
Ping An Insurance (Group) Co. of China, Ltd.	PAI	2005/11/07	500
PetroChina Company Ltd.	PEC	2001/08/27	2000
PICC Property and Casualty Co. Ltd.	PIC	2007/03/19	2000
Guangzhou R&F Properties Co. Ltd.	RFP	2009/11/16	400
Sands China Ltd.	SAN	2012/06/11	400
Sun Hung Kai Properties Ltd.	SHK	1995/12/18	1000
Standard Chartered PLC	STC	2012/06/11	50
Swire Pacific Ltd. 'A'	SWA	1995/10/09	500
Tencent Holdings Ltd.	TCH	2009/07/06	100
Tracker Fund of Hong Kong	TRF	2000/03/27	500
The Wharf (Holdings) Ltd.	WHL	1996/08/05	1000
Yanzhou Coal Mining Co. Ltd.	YZC	2010/12/13	2000
Zijin Mining Group Co. Ltd.	ZJM	2009/07/06	2000

Options contract value, volume and open interest, 2008-2012

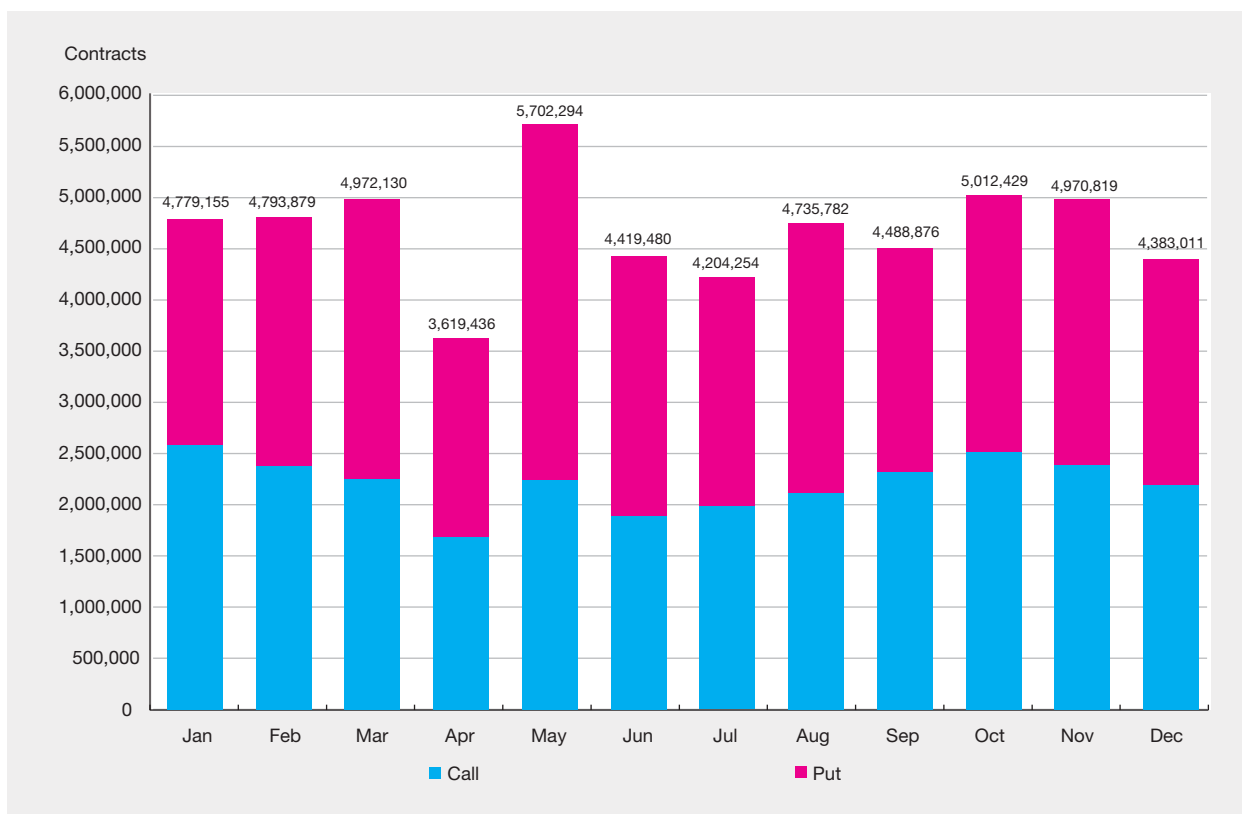
Year/Month	No. of trading days	Contract value (HK\$mil)				Contract volume (contracts)				Open interest (contracts)		
		Call	Put	Total	Average daily	Call	Put	Total	Average daily	Call	Put	Total
2008	243.0	43,149.33	84,700.93	127,850.26	526.13	26,264,670	28,428,195	54,692,865	225,074	1,589,480	2,394,866	3,984,346
2009	247.5	30,290.02	44,349.34	74,639.36	301.57	21,506,958	25,932,938	47,439,896	191,676	1,370,733	2,477,384	3,848,117
2010	248.0	21,539.63	34,043.98	55,583.61	224.13	27,189,335	33,936,312	61,125,647	246,474	1,969,591	3,411,714	5,381,215
2011	245.5	21,190.60	51,291.49	72,482.09	295.24	32,200,985	42,124,083	74,325,068	302,750	2,420,694	2,908,800	5,329,494
2012	245.5	14,673.57	18,357.09	33,030.67	134.54	26,494,564	29,586,981	56,081,545	228,438	1,811,990	2,219,971	4,031,961
2012 Jan	18.0	1,648.41	1,633.37	3,281.78	182.32	2,579,346	2,199,809	4,779,155	265,509	2,928,663	3,399,157	6,327,820
Feb	21.0	1,517.70	1,430.93	2,948.64	140.41	2,367,924	2,425,955	4,793,879	228,280	3,006,642	3,837,721	6,844,363
Mar	22.0	1,471.99	2,054.02	3,526.00	160.27	2,246,042	2,726,088	4,972,130	226,006	2,047,456	2,924,201	4,971,657
Apr	18.0	790.24	1,499.09	2,289.33	127.19	1,677,114	1,942,322	3,619,436	201,080	2,248,467	3,213,267	5,461,734
May	22.0	1,176.58	2,454.37	3,630.96	165.04	2,240,275	3,462,019	5,702,294	259,195	2,497,312	3,892,029	6,389,341
Jun	21.0	1,039.41	1,618.52	2,657.92	126.57	1,893,238	2,526,242	4,419,480	210,451	1,926,473	3,134,269	5,060,742
Jul	20.5	1,066.73	1,398.44	2,465.17	120.25	1,983,254	2,221,000	4,204,254	205,086	2,099,585	3,228,158	5,327,743
Aug	23.0	1,088.82	1,489.90	2,578.72	112.12	2,110,193	2,625,589	4,735,782	205,904	2,347,968	3,589,399	5,937,367
Sep	20.0	1,149.16	1,161.64	2,310.80	115.54	2,313,462	2,175,414	4,488,876	224,444	2,096,887	2,561,853	4,658,740
Oct	20.0	1,240.46	1,213.34	2,453.80	122.69	2,509,751	2,502,678	5,012,429	250,621	2,434,560	3,009,588	5,444,148
Nov	22.0	1,230.55	1,369.02	2,599.57	118.16	2,385,764	2,585,055	4,970,819	225,946	2,622,503	3,328,440	5,950,943
Dec	18.0	1,253.53	1,034.45	2,287.98	127.11	2,188,201	2,194,810	4,383,011	243,501	1,811,990	2,219,971	4,031,961

Note: Figures may not add up to total due to rounding.

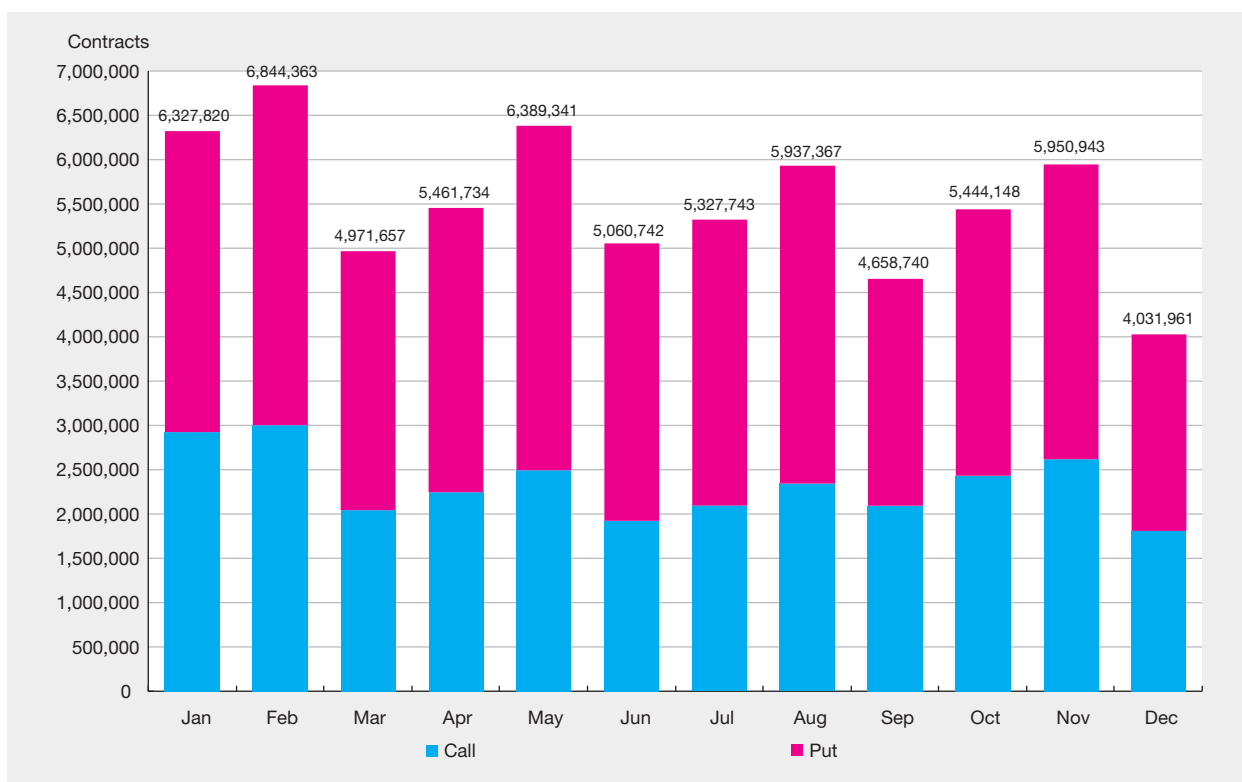
Options contract value, volume and open interest by class, 2012

Class	Contract value (HK\$mil)				Contract volume (contracts)				Year-end open interest			
	Call	Put	Total	% of total	Call	Put	Total	% of total	Call	Put	Total	% of total
ABC	147.84	310.74	458.58	1.39	118,275	158,198	276,473	0.49	9,679	14,253	23,932	0.59
AIA	526.10	520.69	1,046.80	3.17	563,352	664,992	1,228,344	2.19	39,103	65,109	104,212	2.58
ANHUI CONCH	60.70	101.35	162.04	0.49	129,997	229,293	359,290	0.64	6,316	10,582	16,898	0.42
CHALCO	20.59	38.40	58.99	0.18	73,430	84,171	157,601	0.28	5,841	5,995	11,836	0.29
BANK OF CHINA	170.11	386.43	556.54	1.68	1,664,357	2,008,473	3,672,830	6.55	216,746	262,840	479,586	11.89
BANKCOMM	61.04	116.82	177.86	0.54	239,500	378,030	617,080	1.10	18,856	40,769	59,625	1.48
BANK OF E ASIA	13.20	38.64	51.84	0.16	86,950	108,541	195,491	0.35	4,719	5,289	10,008	0.25
BELLE INT'L	47.36	51.92	99.28	0.30	88,480	104,669	193,149	0.34	4,648	4,923	9,571	0.24
BOC HONG KONG	83.01	120.86	203.87	0.62	262,809	352,690	615,499	1.10	10,738	26,567	37,305	0.93
BYD COMPANY	78.87	77.35	156.22	0.47	133,157	121,443	254,600	0.45	6,478	6,991	13,469	0.33
CATHAY PAC AIR	9.54	15.61	25.15	0.08	16,741	25,472	42,213	0.08	1,677	1,386	3,063	0.08
CHEUNG KONG	625.94	545.09	1,171.03	3.55	240,038	251,804	491,842	0.88	8,048	17,020	25,068	0.62
CCB	707.57	897.82	1,605.39	4.86	3,907,273	3,382,922	7,290,195	13.00	292,203	210,614	502,817	12.47
CM BANK	220.59	280.70	501.29	1.52	467,750	729,993	1,197,743	2.14	36,626	65,695	102,321	2.54
CITIC BANK	16.90	28.16	45.06	0.14	84,446	126,363	210,809	0.38	12,484	14,823	27,307	0.68
CHINA COAL	51.00	132.79	183.79	0.56	159,438	272,924	432,362	0.77	8,145	34,626	42,771	1.06
CHINA COMM CONS	24.49	33.71	58.20	0.18	87,895	109,919	197,814	0.35	5,201	8,009	13,210	0.33
CHINA COSCO	18.26	35.60	53.85	0.16	158,091	157,227	315,318	0.56	8,434	13,874	22,308	0.55
CHINA MOBILE	1,574.76	2,018.16	3,592.91	10.88	1,851,851	1,795,528	3,647,379	6.50	96,954	96,830	193,784	4.81
SINOPEC CORP	212.17	284.17	496.34	1.50	405,972	460,868	866,840	1.55	28,687	35,450	64,137	1.59
CHINA LIFE	799.93	1,070.73	1,870.66	5.66	1,148,817	1,276,161	2,424,978	4.32	51,362	57,232	108,594	2.69
CHINA RAIL CONS	14.21	17.04	31.26	0.09	64,457	82,191	146,648	0.26	6,507	7,073	13,580	0.34
CHINA RAILWAY	7.31	7.64	14.95	0.05	42,329	54,458	96,787	0.17	1,509	3,101	4,610	0.11
CHINA SHENHUA	188.32	295.63	483.96	1.47	350,896	469,759	820,655	1.46	20,603	32,109	52,712	1.31
CHINA TELECOM	67.12	115.59	182.72	0.55	191,641	232,068	423,709	0.76	8,561	24,040	32,601	0.81
CHINA OVERSEAS	256.94	278.83	535.77	1.62	192,708	224,331	417,039	0.74	11,695	16,777	28,472	0.71
CHINA UNICOM	138.05	210.90	348.95	1.06	158,372	185,190	343,562	0.61	10,686	12,363	23,049	0.57
CITIC PACIFIC	24.20	68.64	92.84	0.28	56,014	92,974	148,988	0.27	6,119	7,573	13,692	0.34
CLP HOLDINGS	36.48	65.22	101.71	0.31	78,919	124,292	203,211	0.36	6,394	11,824	18,218	0.45
CNOOC	340.48	506.19	846.67	2.56	620,489	836,208	1,456,697	2.60	33,402	58,831	92,233	2.29
CPIC	70.76	112.98	183.74	0.56	88,695	126,389	215,084	0.38	8,413	9,845	18,258	0.45
ESPRIT HOLDINGS	35.70	50.87	86.57	0.26	444,085	609,390	1,053,475	1.88	23,060	32,678	55,738	1.38
FIH	6.41	6.85	13.26	0.04	28,282	24,777	53,059	0.09	2,383	2,910	5,293	0.13
GALAXY ENT	74.63	72.53	147.16	0.45	69,539	104,969	174,508	0.31	12,642	24,702	37,344	0.93
HANG SENG BANK	29.17	40.62	69.79	0.21	174,822	232,030	406,852	0.73	4,663	6,988	11,651	0.29
HENDERSON LAND	60.78	70.55	131.33	0.40	37,366	49,158	86,524	0.15	2,220	2,938	5,158	0.13
HK & CHINA GAS	14.85	12.25	27.10	0.08	29,950	33,248	63,198	0.11	3,033	4,661	7,694	0.19
HKEX	452.89	586.80	1,039.68	3.15	1,528,594	1,539,730	3,068,324	5.47	85,391	109,689	195,080	4.84
HSBC HOLDINGS	1,393.25	1,621.52	3,014.78	9.13	1,967,752	2,272,694	4,240,446	7.56	98,892	101,383	200,275	4.97
HUANENG POWER	13.99	11.83	25.81	0.08	35,837	35,640	71,477	0.13	3,737	3,508	7,245	0.18
HUTCHISON	960.43	871.28	1,831.71	5.55	535,105	440,374	975,479	1.74	14,717	19,305	34,022	0.84
ICBC	499.39	734.58	1,233.97	3.74	2,972,234	3,042,296	6,014,530	10.72	224,510	277,478	501,988	12.45
JIANGXI COPPER	141.13	224.27	365.40	1.11	220,108	306,399	526,507	0.94	6,598	8,574	15,172	0.38
LI & FUNG	87.04	168.51	255.55	0.77	81,158	105,783	186,941	0.33	6,103	9,434	15,537	0.39
MTR CORPORATION	11.89	19.39	31.28	0.09	39,176	81,565	120,741	0.22	2,721	4,751	7,472	0.19
CNBM	97.72	127.37	225.09	0.68	116,772	154,136	270,908	0.48	6,939	14,131	21,070	0.52
NEW WORLD DEV	46.29	65.81	112.10	0.34	96,626	133,824	230,450	0.41	3,535	10,018	13,553	0.34
PETROCHINA	329.92	461.28	791.19	2.40	460,921	605,450	1,066,371	1.90	34,808	60,471	95,279	2.36
PICC P&C	78.51	122.81	201.32	0.61	103,782	140,872	244,654	0.44	5,487	10,283	15,770	0.39
PING AN	739.56	871.56	1,611.12	4.88	780,812	798,843	1,579,655	2.82	60,314	52,650	112,964	2.80
POWER ASSETS	56.65	75.46	132.11	0.40	89,144	135,447	224,591	0.40	5,226	9,239	14,465	0.36
R&F PROPERTIES	20.27	31.27	51.54	0.16	85,226	106,458	191,684	0.34	4,330	8,689	13,019	0.32
SANDS CHINA LTD	52.03	65.38	117.41	0.36	114,688	179,451	294,139	0.52	15,917	38,424	54,341	1.35
SHK PPT	717.85	866.55	1,584.40	4.80	337,044	365,933	702,977	1.25	7,140	13,562	20,702	0.51
STANCHART	24.27	39.99	64.26	0.19	87,153	166,925	254,078	0.45	10,289	16,979	27,268	0.68
SWIRE PACIFIC A	122.13	97.89	220.02									

Monthly stock options contract volume, 2012



Month-end stock options open interest, 2012



Gold futures – trading statistics, 2008 – 2012

Year/Month	No. of trading days	Contracts		
		Total volume	Average daily volume	Period end open interest
2008 *	50.0	3,075	62	132
2009	247.5	6,773	27	119
2010	248.0	5,642	23	85
2011	245.5	3,716	15	0
2012	245.5	2	0	0
2012	Jan	18.0	0	0
	Feb	21.0	0	0
	Mar	22.0	0	0
	Apr	18.0	0	0
	May	22.0	0	0
	Jun	21.0	2	0
	Jul	20.5	0	0
	Aug	23.0	0	0
	Sep	20.0	0	0
	Oct	20.0	0	0
	Nov	22.0	0	0
	Dec	18.0	0	0
2012	Highest (date)		1 (13/06)	0 –

* Trading in Gold futures commenced on 20 Oct 2008

Trading in RMB Currency Futures – USD/CNH Futures – trading statistics, 2012

Year/Month	No. of trading days	Contracts		
		Total volume	Average daily volume	Period end open interest
2012 *	70.0	20,277	290	3,673
2012 Sep	10.0	2,172	217	1,076
Oct	20.0	4,565	228	1,956
Nov	22.0	6,465	294	3,551
Dec	18.0	7,075	393	3,673
2012 Highest (date)		950 (14/11)		3,850 (14/12)

* Trading in RMB Currency Futures – USD/CNH Futures commenced on 17 Sep 2012

Record high of futures and options products (up to 31 December 2012)

Products	Daily Volume		Open Interest	
	Contracts	Date	Contracts	Date
Hang Seng Index Futures	235,385	2011/08/09	198,789	2007/06/27
Mini Hang Seng Index Futures	86,812	2011/08/09	21,682	2011/06/17
H-shares Index Futures	227,986	2012/11/27	260,943	2012/12/21
Mini H-shares Index Futures	19,556	2011/08/09	6,684	2012/04/24
HSI Dividend Point Index Futures	3,000	2012/08/01	8,024	2012/12/28
HSCEI Dividend Point Index Futures	20,802	2012/05/24	77,555	2012/10/29
HSI Volatility Index Futures	58	2012/05/10	140	2012/05/16
Hang Seng Index Options	116,835	2011/08/05	560,087	2012/06/27
Mini Hang Seng Index Options	13,917	2012/05/18	32,651	2012/05/29
Flexible Hang Seng Index Options	3,575	2012/10/24	17,878	2012/11/02
H-shares Index Options	67,677	2012/09/14	926,985	2012/12/27
Flexible H-shares Index Options	5,770	2011/09/26	12,074	2011/11/03
IBOVESPA Futures	5	2012/05/21	5	2012/06/14
MICEX Index Futures	5	2012/05/17	6	2012/06/18
Sensex Index Futures	22	2012/04/17	25	2012/06/01
FTSE/JSE Top40 Futures	0	–	0	–
Stock Futures	27,966	2007/03/28	26,482	2011/08/25
Stock Options	805,947	2008/03/27	9,218,955	2011/11/28
3-Month HIBOR Futures ¹	10,514	2002/04/04	80,964	2001/11/15
1-Month HIBOR Futures ²	800	2001/01/09	3,250	2001/04/12
3-Year Exchange Fund Note Futures	250	2003/12/12	981	2002/02/18
RMB Currency Futures – USD/CNH Futures	950	2012/11/14	3,850	2012/12/14
Gold Futures	480	2008/10/20	403	2010/11/26

¹ The size of 3-Month HIBOR futures contracts was increased to 5 times the original size starting from 27 May 2002

² The size of 1-Month HIBOR futures contracts was increased to 5 times the original size starting from 27 May 2002

Average daily stock exchange trades processed in CCASS (including CNS trades, isolated trades and cross trades)

Year/month	No. of CCASS trades	% of Exchange trades	No. of shares (mil)	% of market turnover	Value of trades (HK\$ mil)	% of market turnover
HKD						
2008	577,110	100.00	110,630	100.00	72,052	100.00
2009	713,412	100.00	99,574	100.00	62,310	100.00
2010	778,854	100.00	140,527	100.00	69,115	100.00
2011	872,796	100.00	162,217	100.00	69,688	100.00
2012	775,182	100.00	137,513	100.00	53,769	100.00
2012 Jan	793,097	100.00	145,845	100.00	55,581	100.00
Feb	940,742	100.00	177,119	100.00	68,378	100.00
Mar	884,941	100.00	156,632	100.00	64,430	100.00
Apr	726,146	100.00	127,861	100.00	50,208	100.00
May	789,460	100.00	145,295	100.00	54,793	100.00
Jun	691,565	100.00	130,814	100.00	45,285	100.00
Jul	658,832	100.00	130,811	100.00	43,399	100.00
Aug	646,258	100.00	127,910	100.00	43,765	100.00
Sep	760,470	100.00	123,114	100.00	52,294	100.00
Oct	787,661	100.00	124,725	100.00	52,300	100.00
Nov	796,498	100.00	140,253	100.00	54,486	100.00
Dec	832,808	100.00	115,722	100.00	60,962	100.00
			(Thousand)	(US\$ Thousand)		
USD						
2008	11	95.05	4	88.07	438	97.97
2009	7	91.24	3	82.52	287	96.53
2010	23	91.57	7	78.73	824	97.33
2011	25	88.32	5	70.04	677	93.64
2012	28	98.97	5	94.59	520	99.74
2012 Jan	22	98.22	6	90.64	797	99.71
Feb	21	97.39	5	91.72	619	99.72
Mar	81	97.16	6	84.14	812	99.00
Apr	44	98.52	2	82.80	305	98.85
May	24	98.99	4	93.93	514	99.75
Jun	27	99.38	3	93.27	428	99.82
Jul	11	98.13	5	98.18	673	99.97
Aug	20	100.00	4	100.00	333	100.00
Sep	20	100.00	7	100.00	387	100.00
Oct	26	100.00	5	100.00	290	100.00
Nov	23	100.00	6	100.00	360	100.00
Dec	21	100.00	10	100.00	752	100.00
			(Thousand)	(RMB Thousand)		
RMB						
2011	833	100.00	11,203	100.00	48,122	100.00
2012	532	100.00	7,504	100.00	63,519	99.99
2012 Jan	196	100.00	7,183	100.00	25,407	100.00
Feb	370	100.00	5,757	100.00	23,807	100.00
Mar	328	100.00	3,874	100.00	16,051	100.00
Apr	173	100.00	4,025	100.00	15,740	100.00
May	195	100.00	2,960	100.00	11,251	100.00
Jun	187	100.00	1,708	100.00	6,372	100.00
Jul	379	100.00	3,284	100.00	41,573	100.00
Aug	434	99.99	2,731	99.99	32,016	99.91
Sep	584	100.00	7,644	100.00	61,664	100.00
Oct	931	100.00	11,877	100.00	104,039	100.00
Nov	1,381	100.00	19,995	100.00	191,817	100.00
Dec	1,213	100.00	20,131	100.00	240,562	100.00

Footnote: RMB-denominated securities commenced trading on 29 April 2011.

Average Daily Settlement Instructions (SIs) settled in CCASS (both delivering and receiving SIs are counted)

Year/month	Number of SIs	SIs by shares (mil)	SIs by value (HK\$ mil)
HKD			
2008	63,433	49,985	193,069
2009	69,658	40,561	164,032
2010	80,149	47,203	187,865
2011	83,760	47,722	210,714
2012	73,156	44,241	178,175
2012 Jan	74,583	38,572	160,755
2012 Feb	84,540	42,053	180,394
2012 Mar	79,745	43,414	195,174
2012 Apr	72,121	41,444	174,666
2012 May	71,871	40,837	181,703
2012 Jun	67,439	46,691	182,332
2012 Jul	64,538	42,882	144,936
2012 Aug	63,688	39,170	144,476
2012 Sep	70,681	44,639	181,308
2012 Oct	73,722	50,549	165,598
2012 Nov	70,971	48,442	187,080
2012 Dec	87,410	53,571	252,130
		(Thousand)	(US\$ Thousand)
USD			
2008	17	23	2,505
2009	8	56	5,363
2010	14	36	4,266
2011	14	35	4,381
2012	30	3,165	10,984
2012 Jan	10	26	3,300
2012 Feb	10	37	4,634
2012 Mar	15	193	24,377
2012 Apr	13	9	1,109
2012 May	14	194	12,906
2012 Jun	23	2,495	11,748
2012 Jul	20	1,821	11,378
2012 Aug	32	13,483	5,520
2012 Sep	56	5,035	9,774
2012 Oct	63	6,509	10,412
2012 Nov	47	2,079	14,334
2012 Dec	69	5,182	21,325
		(Thousand)	(RMB Thousand)
RMB			
2011	59	80,777	368,420
2012	61	27,179	225,854
2012 Jan	26	28,077	99,607
2012 Feb	44	22,755	93,374
2012 Mar	42	17,990	72,185
2012 Apr	31	15,021	58,348
2012 May	32	9,312	35,542
2012 Jun	29	9,011	33,179
2012 Jul	51	9,979	137,178
2012 Aug	58	18,200	215,856
2012 Sep	68	16,598	155,405
2012 Oct	96	52,369	395,848
2012 Nov	123	50,068	464,534
2012 Dec	146	88,606	1,080,775

Footnote: RMB-denominated securities commenced trading on 29 April 2011.

Average Daily Investor Settlement Instructions (ISIs) settled in CCASS (one sided ISIs are counted)

Year/month	Number of ISIs	ISIs by shares (mil)	ISIs by Value (HK\$ mil)
HKD			
2008	566	182	220
2009	560	112	292
2010	574	117	271
2011	468	124	258
2012	342	99	224
2012 Jan	333	41	232
2012 Feb	385	96	297
2012 Mar	333	67	262
2012 Apr	319	61	217
2012 May	367	118	169
2012 Jun	298	159	377
2012 Jul	281	147	99
2012 Aug	299	66	238
2012 Sep	362	79	149
2012 Oct	367	51	203
2012 Nov	329	207	175
2012 Dec	456	70	276
		(Thousand)	(US\$ Thousand)
USD			
2008	0	1	80
2009	0	0	0
2010	0	2	213
2011	0	3	383
2012	0	4	413
2012 Jan	0	17	2,122
2012 Feb	0	0	0
2012 Mar	0	1	183
2012 Apr	0	0	0
2012 May	0	0	0
2012 Jun	0	0	0
2012 Jul	0	0	1
2012 Aug	0	0	0
2012 Sep	0	1	2
2012 Oct	0	2	3
2012 Nov	0	9	1,187
2012 Dec	0	15	1,927
		(Thousand)	(RMB Thousand)
RMB			
2011	1	85	345
2012	1	27	121
2012 Jan	0	3	10
2012 Feb	0	6	23
2012 Mar	1	32	129
2012 Apr	0	1	5
2012 May	0	2	7
2012 Jun	0	3	10
2012 Jul	1	25	111
2012 Aug	1	151	606
2012 Sep	1	10	44
2012 Oct	1	13	58
2012 Nov	1	36	199
2012 Dec	1	18	172

Footnote: RMB-denominated securities commenced trading on 29 April 2011.

Average daily settlement efficiency of CNS stock positions

Year/month	S day	Settlement Efficiency (%)	S + 1 day
HKD			
2008	99.81		99.98
2009	99.85		99.99
2010	99.88		99.99
2011	99.88		99.99
2012	99.91		99.99
2012 Jan	99.90		99.99
2012 Feb	99.91		99.99
2012 Mar	99.90		99.99
2012 Apr	99.92		99.99
2012 May	99.89		99.99
2012 Jun	99.93		100.00
2012 Jul	99.90		99.99
2012 Aug	99.91		99.99
2012 Sep	99.90		99.99
2012 Oct	99.90		99.99
2012 Nov	99.89		99.99
2012 Dec	99.91		99.99
USD			
2008	98.70		99.90
2009	96.31		97.83
2010	98.86		99.75
2011	96.94		99.11
2012	97.01		99.05
2012 Jan	95.15		99.02
2012 Feb	100.00		100.00
2012 Mar	88.65		96.43
2012 Apr	100.00		100.00
2012 May	97.73		100.00
2012 Jun	95.00		99.60
2012 Jul	100.00		100.00
2012 Aug	95.79		98.59
2012 Sep	93.53		95.05
2012 Oct	99.12		100.00
2012 Nov	100.00		100.00
2012 Dec	100.00		100.00
RMB			
2011	99.89		100.00
2012	99.91		100.00
2012 Jan	100.00		100.00
2012 Feb	100.00		100.00
2012 Mar	100.00		100.00
2012 Apr	100.00		100.00
2012 May	100.00		100.00
2012 Jun	100.00		100.00
2012 Jul	100.00		100.00
2012 Aug	100.00		100.00
2012 Sep	100.00		100.00
2012 Oct	99.23		100.00
2012 Nov	99.74		100.00
2012 Dec	100.00		100.00

Footnote: RMB-denominated securities commenced trading on 29 April 2011.

Average daily netting efficiency of CNS trades – in stock positions and share quantity

Year/month	No. of CNS stock positions	Netting efficiency (%)	No. of shares due for settlement (mil)	Netting efficiency (%)
HKD				
2008	53,474	95.10	23,037	89.00
2009	62,233	95.43	24,683	87.41
2010	71,384	95.17	27,266	89.98
2011	66,348	95.94	22,628	92.77
2012	57,279	96.01	17,527	93.40
2012 Jan	55,695	96.19	17,932	93.51
2012 Feb	70,143	96.02	22,873	93.43
2012 Mar	63,622	96.15	19,100	93.82
2012 Apr	53,273	96.07	15,422	93.77
2012 May	53,487	96.35	16,377	94.29
2012 Jun	49,677	96.14	14,138	94.50
2012 Jul	49,354	95.97	14,815	94.29
2012 Aug	50,551	95.81	14,998	94.02
2012 Sep	56,005	96.01	17,043	92.90
2012 Oct	61,023	95.83	18,370	92.55
2012 Nov	61,118	95.86	19,291	92.97
2012 Dec	63,662	95.66	20,125	90.30
		(%)	(Thousand)	(%)
USD				
2008	4	67.06	6	6.54
2009	3	50.58	5	4.80
2010	7	67.38	12	7.96
2011	7	65.98	9	7.91
2012	7	69.42	9	6.96
2012 Jan	6	71.66	11	4.75
2012 Feb	7	71.69	8	9.29
2012 Mar	7	74.60	11	9.71
2012 Apr	8	76.98	4	4.71
2012 May	7	70.94	7	4.88
2012 Jun	6	77.37	6	21.61
2012 Jul	6	57.74	10	3.49
2012 Aug	6	68.59	7	7.47
2012 Sep	7	60.89	10	7.34
2012 Oct	7	71.37	9	6.64
2012 Nov	7	67.78	10	7.27
2012 Dec	8	63.00	12	3.82
		(%)	(Thousand)	(%)
RMB				
2011	41	96.02	14,164	21.17
2012	55	92.63	8,230	26.98
2012 Jan	26	89.80	2,109	25.19
2012 Feb	34	93.55	4,114	27.34
2012 Mar	33	93.27	3,340	29.44
2012 Apr	22	91.72	2,866	14.57
2012 May	26	91.46	1,688	29.28
2012 Jun	22	90.69	1,626	22.33
2012 Jul	41	93.42	4,613	19.85
2012 Aug	56	91.73	4,221	22.75
2012 Sep	73	92.84	6,973	41.49
2012 Oct	94	93.48	13,315	35.39
2012 Nov	111	95.33	25,196	29.54
2012 Dec	122	93.94	29,378	25.52

Footnote: RMB-denominated securities commenced trading on 29 April 2011.

Average daily netting efficiency of CNS Trades – in money obligations

Year/month	Money obligations arising from novated contracts (HK\$mil)	Money obligations after netting (HK\$mil)	Funds netting efficiency (%)
HKD			
2008	138,559	17,171	87.61
2009	117,788	14,513	87.68
2010	130,333	14,796	88.65
2011	130,748	14,335	89.04
2012	98,727	10,731	89.13
2012 Jan	103,677	13,525	86.95
2012 Feb	127,897	12,140	90.51
2012 Mar	115,495	10,996	90.48
2012 Apr	89,661	9,504	89.40
2012 May	100,171	12,043	87.98
2012 Jun	83,756	8,778	89.52
2012 Jul	79,651	8,969	88.74
2012 Aug	80,313	8,779	89.07
2012 Sep	93,416	11,545	87.64
2012 Oct	96,657	10,132	89.52
2012 Nov	100,129	10,577	89.44
2012 Dec	117,331	12,461	89.38
	(US\$ Thousand)	(US\$ Thousand)	(%)
USD			
2008	801	688	14.09
2009	558	532	4.61
2010	1,623	1,490	8.14
2011	1,330	1,117	16.04
2012	908	825	9.18
2012 Jan	1,507	1,365	9.43
2012 Feb	1,058	977	7.69
2012 Mar	1,595	1,324	17.02
2012 Apr	559	528	5.39
2012 May	932	889	4.60
2012 Jun	852	728	14.59
2012 Jul	1,308	1,283	1.94
2012 Aug	641	592	7.74
2012 Sep	590	529	10.30
2012 Oct	553	485	12.42
2012 Nov	691	647	6.39
2012 Dec	546	496	9.20
	(RMB Thousand)	(RMB Thousand)	(%)
RMB			
2011	82,987	60,306	27.33
2012	108,944	66,780	38.70
2012 Jan	10,435	7,649	26.70
2012 Feb	22,527	16,822	25.32
2012 Mar	20,343	13,822	32.05
2012 Apr	12,922	11,078	14.27
2012 May	9,143	6,375	30.28
2012 Jun	7,298	5,964	18.27
2012 Jul	71,852	50,735	29.39
2012 Aug	63,353	46,922	25.94
2012 Sep	98,366	54,146	44.95
2012 Oct	185,451	91,022	50.92
2012 Nov	347,624	198,086	43.02
2012 Dec	512,106	335,015	34.58

Footnote: RMB-denominated securities commenced trading on 29 April 2011.

Average daily transactions handled by CCASS depository (both deposit and withdrawal transactions are counted)

Year/month	No. of transactions	No. of shares (mil)	Value of transactions (HK\$mil)
HKD			
2008	1,592	1,885	3,398
2009	1,548	2,292	4,629
2010	1,635	3,386	6,216
2011	1,066	2,256	4,607
2012	795	1,440	3,456
2012 Jan	763	1,146	2,432
Feb	933	1,591	1,574
Mar	841	2,106	7,304
Apr	743	1,832	4,536
May	753	1,003	2,200
Jun	616	1,757	2,362
Jul	694	1,108	1,857
Aug	690	1,448	3,595
Sep	767	1,208	5,625
Oct	873	1,154	1,635
Nov	807	1,210	3,001
Dec	1,087	1,733	5,447
		(Thousand)	(US\$ Thousand)
USD			
2008	-	-	-
2009	-	-	-
2010	-	-	-
2011	-	-	-
2012	-	-	-
2012 Jan	-	-	-
Feb	-	-	-
Mar	-	-	-
Apr	-	-	-
May	-	-	-
Jun	-	-	-
Jul	-	-	-
Aug	-	-	-
Sep	-	-	-
Oct	-	-	-
Nov	-	-	-
Dec	-	-	-

Footnote: No transaction in US dollars handled for the years from 2008 to 2012

Year/month	No. of transactions	No. of shares (mil)	Value of transactions (RMB Thousand)
RMB			
2011	6	11,428	54,259
2012	2	576	1,928
2012 Jan	1	15	54
Feb	2	24	97
Mar	2	27	109
Apr	1	11	43
May	2	13	49
Jun	2	464	1,679
Jul	2	12	44
Aug	1	25	97
Sep	1	5	19
Oct	2	6,164	20,159
Nov	1	118	488
Dec	2	205	852

Footnote: RMB-denominated securities commenced trading on 29 April 2011.

Securities under CCASS custody (balances at the end of each month)

Year/month	No. of shares (mil)	% of issued shares of admitted securities	Market value (HK\$mil)	% of market capitalisation of admitted securities
All currencies in HKD equivalent				
2008	3,408,317	72.57	5,040,542	44.62
2009	3,286,618	70.93	9,245,111	49.19
2010	3,834,082	71.80	11,294,451	49.57
2011	3,694,236	70.17	9,599,910	50.23
2012	3,663,662	70.30	12,330,062	51.73
2012 Jan	3,697,367	70.13	10,557,879	50.33
Feb	3,744,673	70.37	11,435,422	50.50
Mar	3,751,615	70.60	10,833,950	50.26
Apr	3,709,069	70.14	11,101,542	50.41
May	3,696,404	70.17	9,911,226	50.68
Jun	3,713,594	70.37	10,006,880	50.29
Jul	3,704,116	70.26	10,111,612	49.90
Aug	3,691,650	70.16	10,075,119	50.15
Sep	3,672,034	69.98	10,816,763	50.71
Oct	3,649,405	70.08	11,339,315	51.19
Nov	3,634,865	69.68	11,692,262	51.25
Dec	3,663,662	70.30	12,330,062	51.73

Footnote: No. of shares and market value of securities in non-HKD currency have been included.

	(Thousand)		(US\$ Thousand)	
USD				
2008	14,977	100.00	1,677,477	100.00
2009	16,375	100.00	1,879,050	100.00
2010	19,692	100.00	2,412,786	100.00
2011	21,051	100.00	2,630,840	100.00
2012	31,963	100.00	3,323,798	100.00
2012 Jan	21,191	100.00	2,670,573	100.00
Feb	21,638	100.00	2,757,122	100.00
Mar	23,298	100.00	2,924,358	100.00
Apr	23,518	100.00	2,993,107	100.00
May	23,318	100.00	2,902,395	100.00
Jun	23,838	100.00	2,996,894	100.00
Jul	24,218	100.00	3,076,130	100.00
Aug	30,130	100.00	3,086,622	100.00
Sep	30,144	100.00	3,144,488	100.00
Oct	30,903	100.00	3,144,069	100.00
Nov	31,143	100.00	3,214,363	100.00
Dec	31,963	100.00	3,323,798	100.00

	(Thousand)		(RMB Thousand)	
RMB				
2011	2,281,308	45.53	8,121,456	45.53
2012	4,046,204	40.55	33,143,882	45.66
2012 Jan	2,281,107	45.54	8,759,451	45.54
Feb	2,283,908	45.56	9,533,195	45.83
Mar	2,283,448	45.55	9,001,309	45.82
Apr	2,283,352	45.55	8,862,703	45.82
May	2,285,887	45.56	8,568,115	45.81
Jun	2,295,116	45.65	8,512,568	45.91
Jul	2,459,952	45.43	13,051,808	28.03
Aug	3,243,330	52.33	19,368,044	36.97
Sep	3,333,628	53.72	20,782,754	38.72
Oct	3,799,875	57.64	24,238,411	42.31
Nov	3,803,524	39.57	25,154,348	37.36
Dec	4,046,204	40.55	33,143,882	45.66

Distribution of market participants' market shares, 2008 – 2012

Year/Month	Category A (Position 1 to 14)		Category B (Position 15 to 65)		Category C (Position > 65)		Total turnover (HK\$bil)	Average daily turnover (HK\$mil)
	Range (%)	Total (%)	Range (%)	Total (%)	Range (%)	Total (%)		
2008	6.06 – 2.35	53.02	2.28 – 0.23	36.30	0.23 – 0.00	10.68	17,868.32	72,931.92
2009	5.46 – 2.24	52.02	2.23 – 0.26	35.34	0.25 – 0.00	12.64	15,620.36	62,732.37
2010	5.99 – 2.36	51.08	2.28 – 0.25	36.15	0.24 – 0.00	12.77	17,319.79	69,557.39
2011	7.52 – 2.47	53.63	2.27 – 0.22	35.00	0.22 – 0.00	11.37	17,303.74	70,340.41
2012	7.68 – 2.60	57.72	2.28 – 0.21	31.83	0.21 – 0.00	10.45	13,424.01	54,348.22
2012 Jan	8.26 – 2.69	57.52	2.58 – 0.22	32.49	0.21 – 0.00	9.99	1,006.98	55,943.24
Feb	7.01 – 2.55	55.83	2.37 – 0.21	33.33	0.21 – 0.00	10.84	1,444.02	68,763.06
Mar	6.81 – 2.61	58.06	2.41 – 0.19	32.17	0.19 – 0.00	9.77	1,436.19	65,281.56
Apr	6.88 – 2.70	58.24	2.48 – 0.20	32.17	0.19 – 0.00	9.59	910.17	50,565.13
May	8.52 – 2.83	58.79	2.69 – 0.18	32.12	0.17 – 0.00	9.09	1,215.92	55,268.90
Jun	8.44 – 2.92	58.28	2.84 – 0.20	32.63	0.19 – 0.00	9.09	965.79	45,990.09
Jul	8.60 – 2.86	59.35	2.72 – 0.20	31.42	0.20 – 0.00	9.23	918.70	43,747.64
Aug	8.23 – 2.74	58.72	2.31 – 0.21	31.56	0.20 – 0.00	9.72	1,014.04	44,088.49
Sep	7.67 – 2.46	59.80	2.34 – 0.22	30.47	0.21 – 0.00	9.73	1,062.62	53,131.02
Oct	7.00 – 2.52	55.98	2.33 – 0.24	32.73	0.23 – 0.00	11.29	1,055.88	52,794.00
Nov	8.30 – 2.51	57.94	2.14 – 0.25	30.97	0.25 – 0.00	11.09	1,211.83	55,083.31
Dec	7.10 – 1.99	58.16	1.95 – 0.22	30.95	0.22 – 0.00	10.89	1,181.87	62,203.67

Note: The report includes all Exchange Participant firms that had paid Transaction Levy, Investor Compensation Levy (if applicable) and Trading Fee to the Exchange.

Statistics on Exchange participants

Stock Exchange

Year/quarter	No. of trading right holders (no. of trading right held)	Exchange participants – trading	Exchange participants – non trading	Non-Exchange participants
2008	522 (931)	449 (854)	38 (42)	35 (35)
2009	525 (940)	463 (873)	32 (37)	30 (30)
2010	538 (960)	485 (904)	31 (34)	22 (22)
2011	555 (980)	498 (916)	36 (43)	21 (21)
2012	571 (996)	511 (928)	39 (47)	21 (21)
2012 Q1	559 (984)	500 (918)	38 (45)	21 (21)
Q2	563 (988)	503 (921)	39 (46)	21 (21)
Q3	568 (994)	506 (923)	41 (50)	21 (21)
Q4	571 (996)	511 (928)	39 (47)	21 (21)

Futures Exchange

Year/quarter	No. of trading right holders (no. of trading right held)	Exchange participants – trading	Exchange participants – non trading	Non-Exchange participants
2008	200 (226)	148 (172)	–	52 (54)
2009	211 (238)	167 (192)	–	44 (46)
2010	221 (246)	179 (202)	–	42 (44)
2011	228 (252)	182 (204)	–	46 (48)
2012	234 (258)	185 (207)	–	49 (51)
2012 Q1	230 (254)	182 (204)	–	48 (50)
Q2	234 (258)	185 (207)	–	49 (51)
Q3	235 (259)	185 (207)	–	50 (52)
Q4	234 (258)	185 (207)	–	49 (51)

Notes:

- (1) The figures in brackets are the number of trading rights held
- (2) An Exchange Participant is an individual or corporation who may trade on or through the Exchange and is licensed under the Securities and Futures Ordinance to carry on securities dealing activity.

HKCC Participants

Year/quarter	Clearing Participants	General Clearing Participants
2008	133	7
2009	144	10
2010	153	9
2011	156	10
2012	158	9
2012 Q1	156	10
2012 Q2	158	10
2012 Q3	158	9
2012 Q4	158	9

SEOCH Participants

Year/quarter	Direct Clearing Participants	General Clearing Participants
2008	49	5
2009	53	6
2010	56	6
2011	59	7
2012	63	9
2012 Q1	59	8
2012 Q2	59	8
2012 Q3	62	8
2012 Q4	63	9

HKSCC Participants

Year/month	Direct Clearing Participant	General Clearing Participant	Non-broker Participants *
2008	452	5	41
2009	452	7	41
2010	468	7	44
2011	482	8	47
2012	493	9	46
2012 Q1	487	8	48
2012 Q2	489	8	48
2012 Q3	491	9	47
2012 Q4	493	9	46

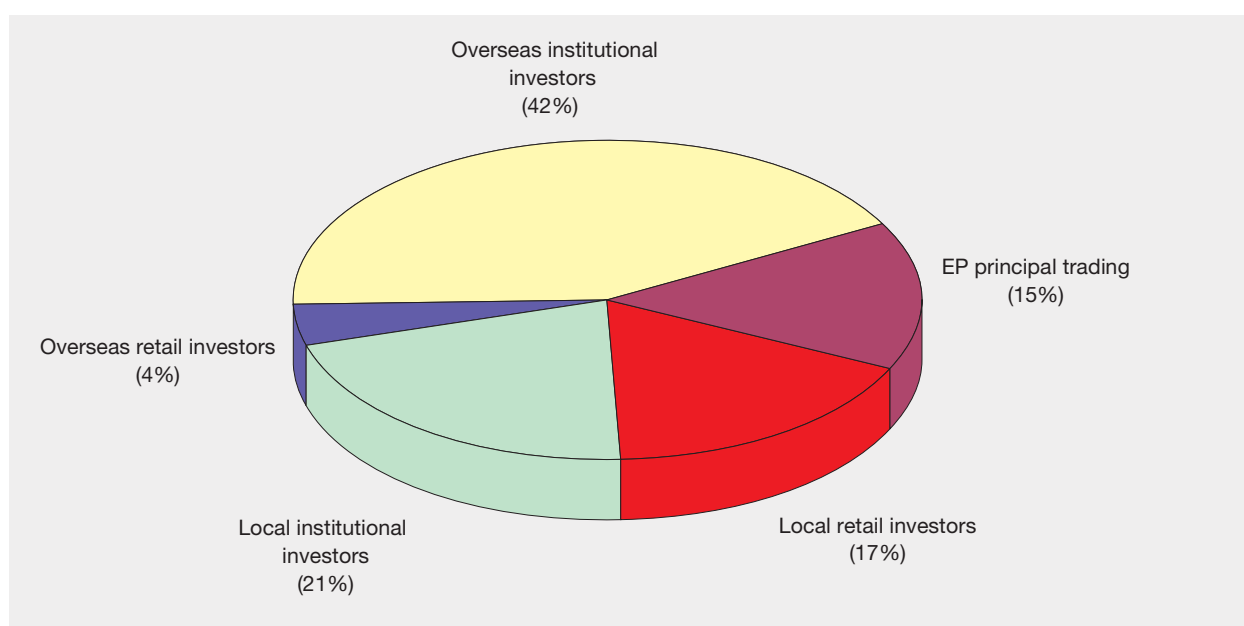
* Non-broker participants include Clearing Agency Participants, Custodian Participants and Stock Pledge Participants.

Cash market – distribution of market trading by investor type

The Cash Market Transaction Survey 2011/12 covered trading in the HKEx securities market during the 12-month period from October 2011 to September 2012. The survey found that overseas investors remained the major contributors to total market turnover value in 2011/12, with a contribution of 46% in aggregate. Among them, overseas institutional investors contributed 42% to the total market turnover value. Local investors' contribution dropped further to 38% of the total market turnover value, with local retail investors and local institutional investors contributing 17% and 21% respectively. The contribution from Exchange Participants' principal trading was 15%.

In 2011/12, retail online trading (i.e. trading where orders are entered directly by retail investors and channelled to the brokers via electronic media such as the Internet) contributed 34% of total retail turnover value or 7% of total market turnover value¹.

Distribution of cash market trading value by investor type (Oct 2011 – Sep 2012)



Note: Numbers may not add up to 100% due to rounding.

Distribution of cash market trading value by investor type (2009/10 – 2011/12)

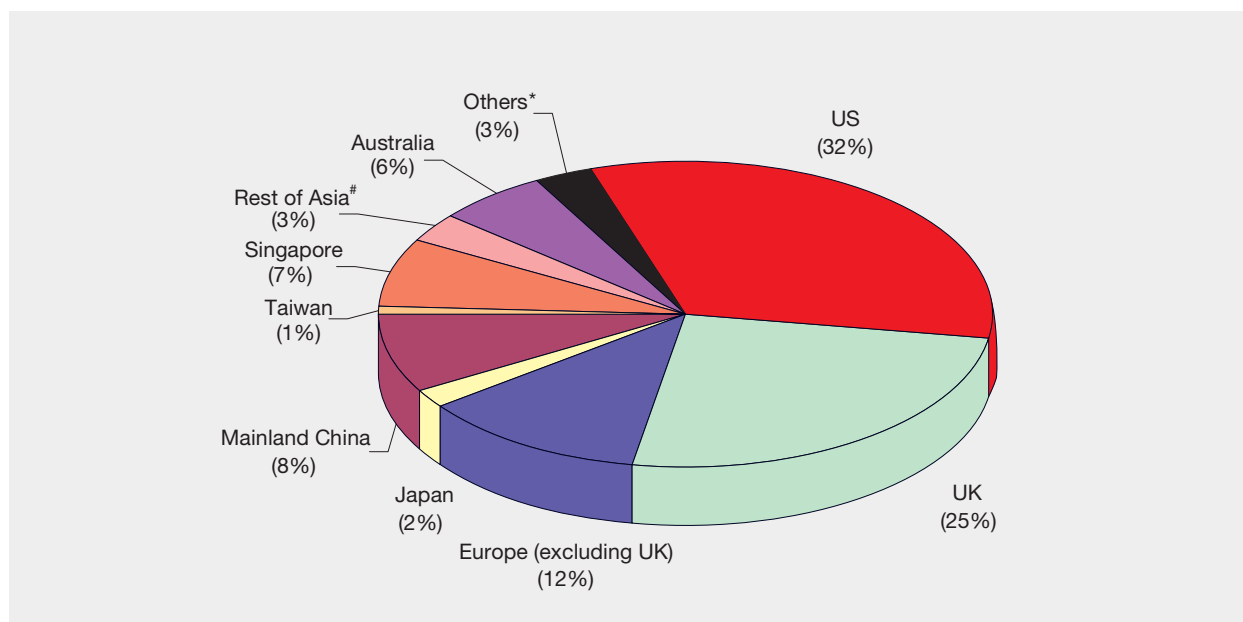
	2009/10	2010/11	2011/12
Exchange Participants' principal trading	10%	12%	15%
Local investor trading	44%	42%	38%
Retail	21%	22%	17%
Institutional	23%	20%	21%
Overseas investor trading	46%	46%	46%
Retail	4%	4%	4%
Institutional	42%	42%	42%
Total	100%	100%	100%

Note: Numbers may not add up to sub-totals or to 100% due to rounding.

¹ Since survey respondents, i.e. the Exchange Participants (EPs), might not be able to identify retail online trading channelled via banks (which might be regarded as their institutional clients), the level of retail online trading might be under-estimated.

In 2011/12, US investors were the largest contributors among overseas investors, with a contribution of 32% of total overseas investor trading. They were followed by UK investors who contributed 25% to total overseas investor trading. Investors from Europe (excluding UK) were the third largest contributors, at 12%. The aggregate contribution of Asian investors was 21%. Among them, Mainland China investors contributed the most – 8% of total overseas investors trading – and Singaporean investors came second with a 7% share.

Distribution of overseas investor trading value in cash market by origin (Oct 2011 – Sep 2012)



[#] Reported origins in “Rest of Asia” were Bangladesh, Brunei, Cambodia, India, Indonesia, Kazakhstan, Macau, Malaysia, Mongolia, Myanmar, Pakistan, Philippines, South Korea, Sri Lanka, Thailand and Vietnam.

^{*} Reported origins in “Others” included Algeria, Anguilla, Bahamas, Bahrain, Belize, Bermuda, Brazil, British Virgin Islands, Canada, Cayman Islands, Channel Islands, Chile, Colombia, Côte d’Ivoire, Cyprus, Dutch Antilles, Grenada, Israel, Kenya, Kuwait, Liberia, Mauritius, Mexico, New Zealand, Oman, Panama, Russia, Samoa, Saudi Arabia, Seychelles, South Africa, Turkey, United Arab Emirates, Uruguay and Venezuela.

Note: Numbers may not add up to 100% due to rounding.

Distribution of overseas investor trading value in cash market by origin (2009/10 – 2011/12)

	2009/10	2010/11	2011/12
US	24%	28%	32%
UK & Europe	45%	41%	37%
UK	29%	27%	25%
Europe (excluding UK)	16%	14%	12%
Asia	27%	22%	21%
Japan	3%	2%	2%
Mainland China	11%	10%	8%
Taiwan	1%	1%	1%
Singapore	9%	7%	7%
Rest of Asia	3%	3%	3%
Australia	2%	5%	6%
Others	3%	3%	3%
Total	100%	100%	100%

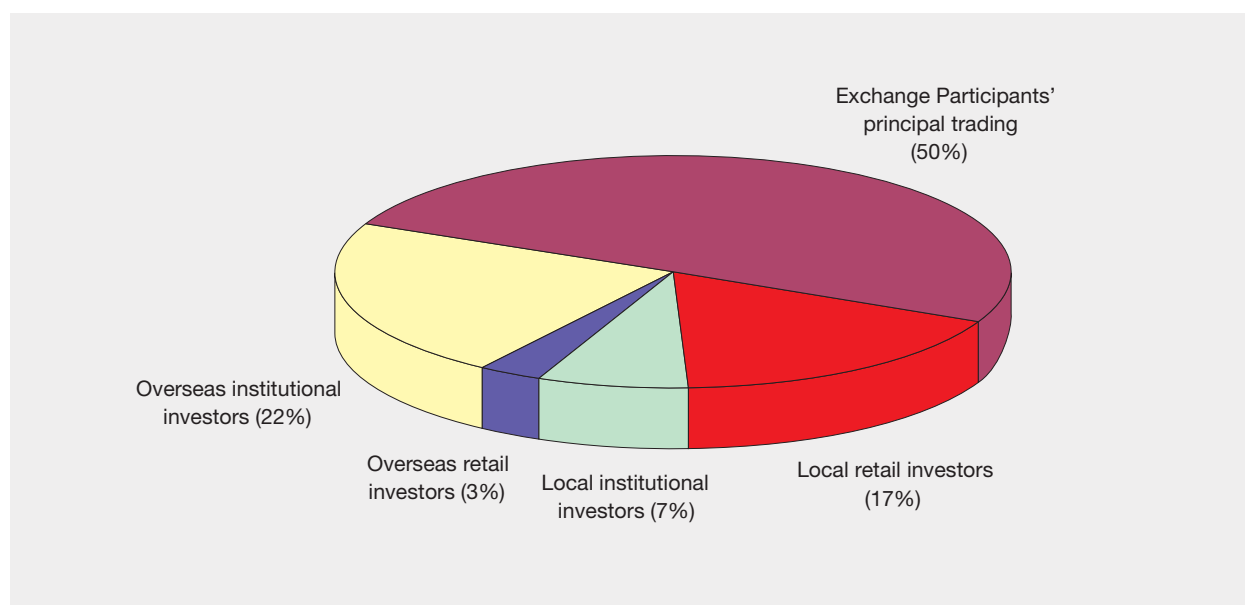
Note: Numbers may not add up to sub-totals or to 100% due to rounding.

Derivatives market – distribution of market trading by investor type

The Derivatives Market Transaction Survey 2011/12 covered trading in the HKEx derivatives (futures and options) market during the 12-month period from July 2011 to June 2012. The survey findings revealed that Exchange Participants' principal trading contributed 50% of the total contract volume; overseas investors (mainly institutions) contributed 26%, surpassing the contribution from local investors (24%) for the first time. For stock options, which accounted for 50% of the total market volume during the period, the majority of turnover was Exchange Participants' principal trading (69% of the product's total volume). Exchange Participants' principal trading was also the major contributor to trading in Hang Seng Index (HSI) Options and H-shares Index (HHI) Options (51% and 47% respectively). For HSI Futures and HHI Futures, overseas institutional investors were the major contributors (44% and 56% respectively). For Mini-HSI futures, local retail investors were the dominant participant type (47%). For Mini-HHI futures, Exchange Participants' principal trading and local retail investor trading were almost equally large (42% and 40% respectively).

In 2011/12, retail online trading (i.e. trading where orders are entered directly by retail investors and channelled to the brokers via electronic media such as the Internet) contributed 63% of total retail investor trading or 13% of total market turnover volume.

Distribution of derivatives market trading volume by investor type (Jul 2011 – Jun 2012)



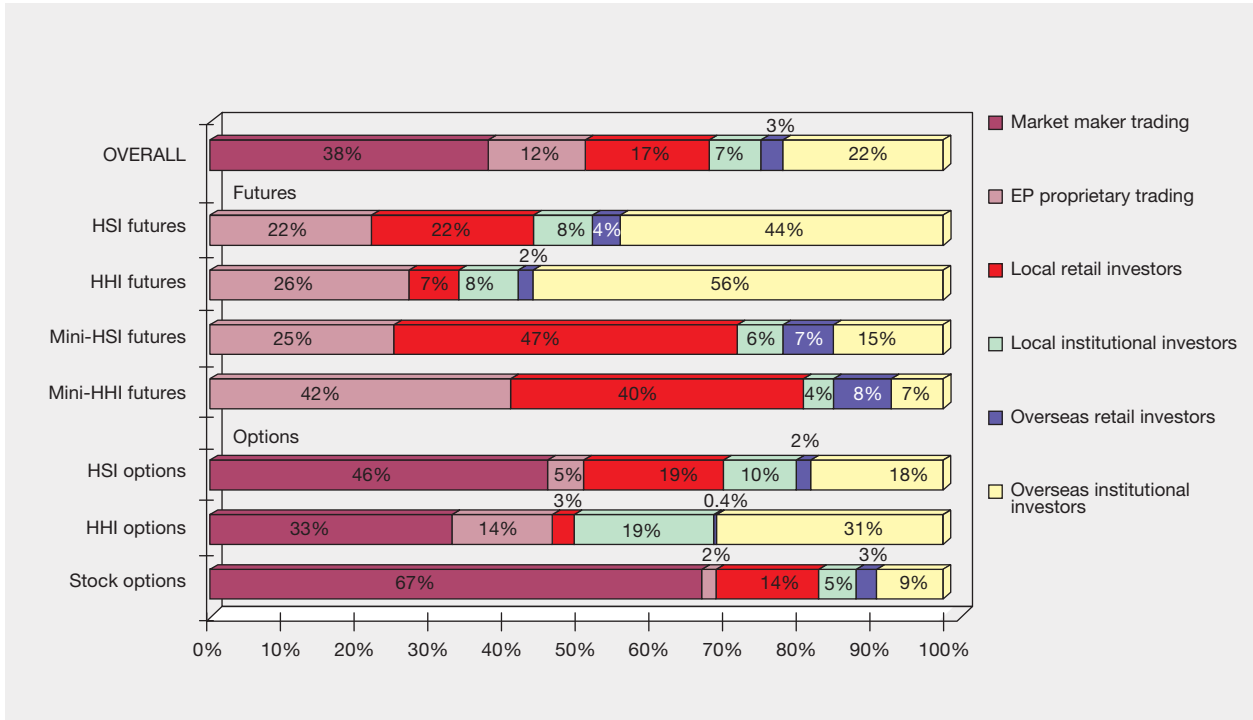
Distribution of derivatives market trading volume by investor type (2009/10 – 2011/12)

	2009/10	2010/11	2011/12
Exchange Participants' principal trading*	50%	51%	50%
Local investor trading	26%	26%	24%
Retail	20%	20%	17%
Institutional	6%	6%	7%
Overseas investor trading	24%	23%	26%
Retail	4%	3%	3%
Institutional	21%	20%	22%
Total	100%	100%	100%

* Exchange Participants' principal trading comprises market maker trading and proprietary trading.

Note: Numbers may not add up to sub-totals or 100% due to rounding.

Distribution of derivatives trading volume by investor type for overall market and each product (Jul 2011 – Jun 2012)

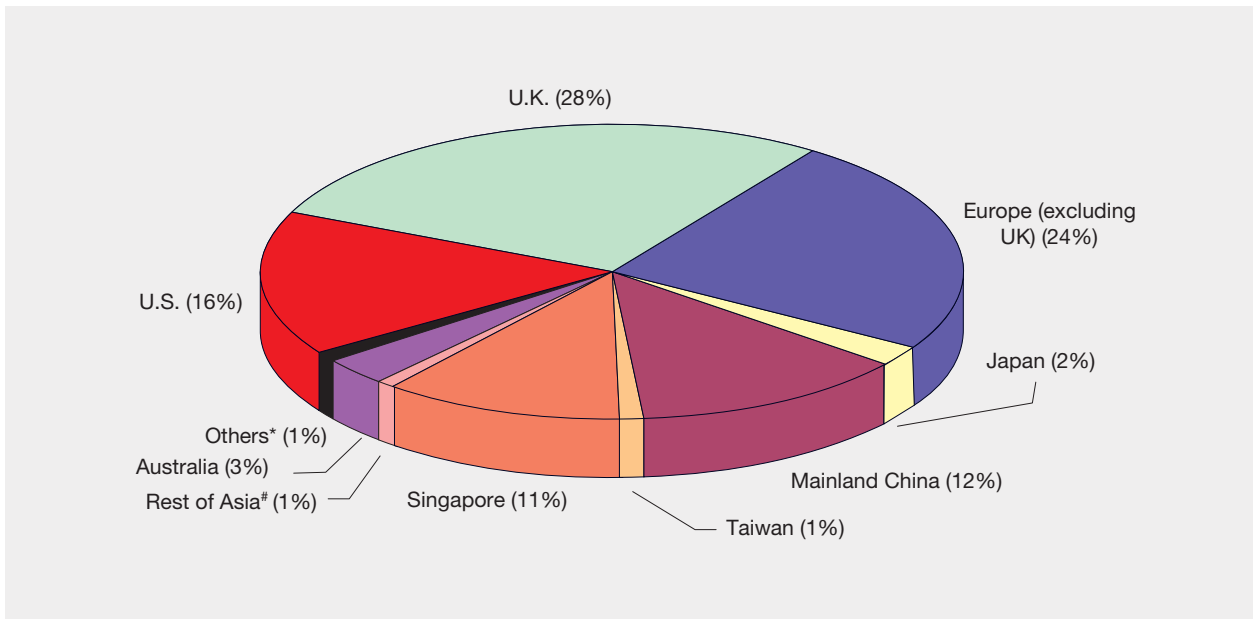


Notes:

- (1) Market maker trading and EP proprietary trading are components of EP principal trading.
- (2) Numbers may not add up to 100% due to rounding.

Among overseas investors, UK investors were the largest contributor group to overseas investor trading (28%). They were followed by European (excluding UK) investors (24%). The contributions from US, Mainland China and Singaporean investors were also significant (16%, 12% and 11% respectively). Asian investors contributed in aggregate 28% of total overseas investor trading.

Distribution of overseas investor trading volume in derivatives by origin (Jul 2011 – Jun 2012)



Reported origins in "Rest of Asia" are India, Indonesia, Macau, Malaysia, Philippines, South Korea and Thailand.

* Reported origins in "Others" are Africa, Bermuda, British Virgin Islands, Canada, Cayman Islands, Cyprus, Liberia, Mauritius, Middle East, New Zealand and Republic of Seychelles.

Note: Numbers may not add up to 100% due to rounding.

Distribution of overseas investor trading volume in derivatives by origin (2009/10 – 2011/12)

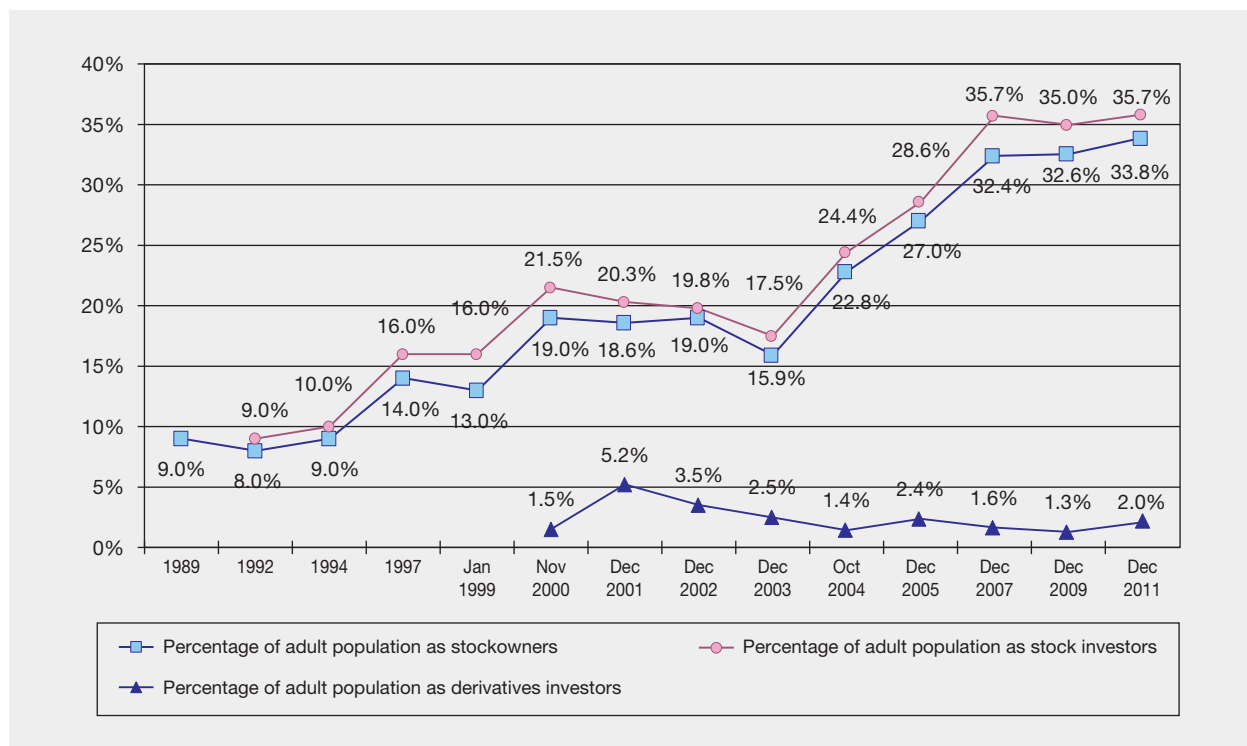
	2009/10	2010/11	2011/12
US	25%	23%	16%
UK & Europe	40%	41%	52%
<i>UK</i>	25%	25%	28%
<i>Europe (excluding UK)</i>	14%	16%	24%
Asia	30%	33%	28%
<i>Japan</i>	2%	1%	2%
<i>Mainland China</i>	13%	11%	12%
<i>Taiwan</i>	1%	1%	1%
<i>Singapore</i>	14%	18%	11%
<i>Rest of Asia</i>	1%	1%	1%
Australia	4%	1%	3%
Others	2%	3%	1%
Total	100%	100%	100%

Note: Numbers may not add up to sub-totals or 100% due to rounding.

Retail investors

According to the findings of the HKEx Retail Investor Survey 2011¹, 33.8% of the adult population (about 2.0 million individuals) were stockowners²; 35.7% (about 2.1 million individuals) were stock investors³; 3.5% (about 208,000 individuals) were warrant or Callable Bull/Bear Contract (CBBC) investors⁴; 2.0% (about 122,000 individuals) were derivatives investors^{5,6}; and 35.8% (about 2.2 million individuals) were retail investors who were either stock investor or derivatives investor or both.

Retail participation rates in stocks and derivatives on HKEx



Projected number of retail investors by type

('000)

	Oct 2004	Dec 2005	Dec 2007	Dec 2009	Dec 2011
Retail investors	1,360	1,631	2,024	2,069	2,154
Stockowners	1,264	1,531	1,834	1,917	2,035
Stock investors	1,354	1,618	2,022	2,059	2,147
Warrant/CBBC investors	NA	NA	NA	249	208
Derivatives investors	80	135	93	75	122

NA: Not available

Note: Projected numbers were based on survey findings and are subject to errors.

¹ Fieldwork of the survey was carried out during November and December 2011. Annotation of "Dec 2011" is made in tables and charts for easy reference only.

² Stockowner: An individual who was, at the time of the interview, holding stocks — including shares, warrants, Callable Bull/Bear Contracts (CBBCs), Exchange Traded Funds (ETFs), Real Estate Investment Trusts (REITs) and other cash market products — listed or traded on HKEx.

³ Stock investor: An individual who was, at the time of the interview, holding or, in the past 12 months, had traded stocks — including shares, warrants, CBBCs, ETFs, REITs and other cash market products — listed or traded on HKEx.

⁴ Warrant/CBBC investor: An individual who was, at the time of the interview, holding or, in the past 12 months, had traded warrants or CBBCs on HKEx.

⁵ Derivatives investor: An individual who was, at the time of the interview, holding or, in the past 12 months, had traded derivatives products (futures and options) on HKEx.

⁶ The achieved sample of derivatives investors in the survey was rather small. The percentages on derivatives investors are subject to relatively large error.

The typical Hong Kong retail stock investor is a 47 year-old person with matriculation or above education and a monthly personal income of about HK\$16,250. The typical Hong Kong retail derivatives investor is a 40 year-old person with tertiary or above education and a monthly personal income of about HK\$22,500.

The median number of stock transactions by stock investors during the 12 months preceding the interview was 6, compared to 10 in 2009 (including those with zero stock transactions in the period). The average value per stock transaction by stock investors had a median of about HK\$40,000, up from HK\$35,000 in 2009. The median implied total stock transaction value per stock investor⁷ during the 12-month period was about HK\$200,000, down from HK\$300,000 in 2009.

The 2011 Survey asked for the first time about the trading activity of stock investors in warrants/CBBCs. For warrant/CBBC investors, the median number of warrant/CBBC transactions in the 12-month period was 10 (including those with zero warrant/CBBC transactions in the period), and the average transaction value had a median of HK\$20,000. The median implied total warrant/CBBC transaction value per warrant/CBBC investor⁸ during the 12-month period was about HK\$300,000.

The median number of derivatives transactions by derivatives investors during the 12-month period was 12, up from 10 in 2009. The average number of contracts per derivatives transaction by derivatives investors had a median of 2, the same level as in 2009. The median implied total contract volume per derivatives investor⁹ during the 12-month period was 40, up from 25 in 2009.

The survey also found that 69% of stock traders¹⁰ and 67% of derivatives traders¹¹ were online traders, i.e. investors who had traded the respective products on HKEx during the 12-month period, either always or sometimes, through electronic media such as the Internet.

⁷ The implied total stock transaction value for the 12-month period for a respondent was deduced from the respondent's average value per transaction and his/her frequency of trading in stocks during the 12-month period. The figure counts both buying and selling transactions and is subject to estimation error. In calculating the average figure per stock investor, stock investors who did not trade stocks during the 12-month period are included.

⁸ The implied total warrant/CBBC transaction value for the 12-month period for a respondent was deduced from the respondent's average value per transaction and his/her frequency of trading in the products during the 12-month period. The figure counts both buying and selling transactions and is subject to estimation error. In calculating the average figure per warrant/CBBC investor, warrant/CBBC investors who did not trade in the products during the 12-month period are included.

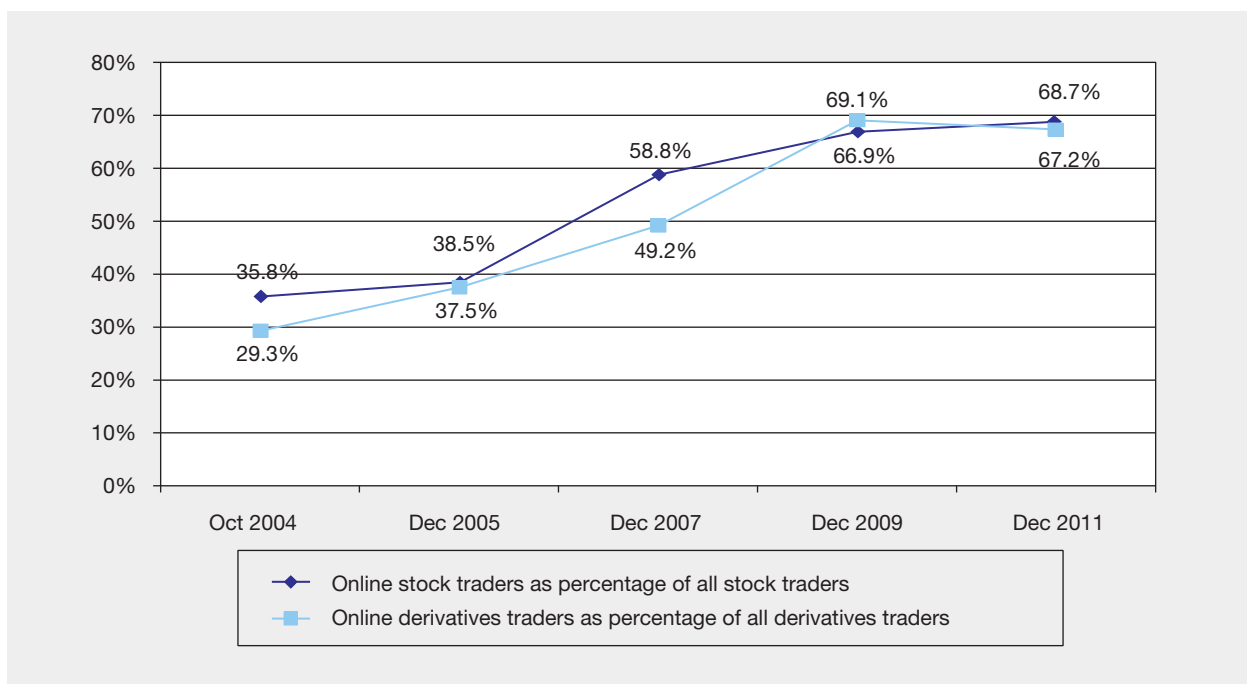
⁹ The implied total contract volume during the 12-month period for a respondent was deduced from the respondent's number of derivatives transactions and his/her average number of contracts per derivatives transaction. The figure counts both buying and selling transactions and is subject to estimation error.

¹⁰ Stock trader: An individual who, in the 12 months preceding the interview, had traded stocks — including shares, warrants, CBBCs, ETFs, REITs and other cash market products — listed or traded on HKEx.

¹¹ Reflecting the nature of derivatives trading, all derivatives investors had traded derivatives in the 12 months preceding the interview, i.e. all derivatives investors are derivatives traders.

Online stock traders tended to trade stocks more frequently than non-online stock traders — they had a median of 10 stock transactions in the 12-month period versus 6 for the non-online stock traders. Similarly, online derivatives traders tended to trade derivatives more frequently than non-online derivatives traders — a median of 20 derivatives transactions for online derivatives traders versus 10 transactions for non-online derivatives traders.

Proportions of stock/derivatives traders as online traders



Among the stock traders, 22% traded mainly through broker firms and 77% mainly through banks (about 0.4% used the service of broker firms and banks to a similar extent). Among the derivatives traders, 64% traded mainly through broker firms and 36% mainly through banks.

HONG KONG SECURITIES AND DERIVATIVES MARKETS HISTORICAL EVENTS

- 1891 “The Association of Stockbrokers in Hong Kong”, the first formal stock exchange in Hong Kong was formed.
- 1914 The name of the Association of Stockbrokers in Hong Kong was changed to “The Hong Kong Stock Exchange”.
- 1921 A second stock exchange, “The Hong Kong Stockbrokers’ Association”, was incorporated.
- 1947 The Hong Kong Stock Exchange and the Hong Kong Stockbrokers’ Association were merged to form a joint exchange under the name of “The Hong Kong Stock Exchange Ltd”.
- 1969 Dec The Far East Exchange Ltd commenced business on 17 December.
- 1970 Feb The Companies Ordinance was amended to empower the Governor in Council to recognise stock exchanges for certain limited purposes connected with the offering in writing of shares to any member of the public.
- 1971 Mar The Kam Ngan Stock Exchange Ltd commenced business on 15 March.
- 1972 Jan The Kowloon Stock Exchange Ltd commenced business on 5 January.
- 1973 Jan The four stock exchanges, the Far East Exchange, the Hong Kong Stock Exchange, the Kam Ngan Stock Exchange and the Kowloon Stock Exchange, agreed to standardise their trading sessions with effect from 8 January.
- A Securities Advisory Council was established and a Commissioner for Securities was appointed, but not given statutory power, to help prepare the way for the statutory provisions to be imposed later.
- Feb The Stock Exchange Control Ordinance 1973 was enacted, which imposed heavy penalties on anyone operating a stock market which was not recognised under the Ordinance. The establishment of stock exchange was effectively controlled.
- The Government announced that it was mandatory for all companies seeking listing to have their prospectuses registered with the Registrar of Companies.
- 1974 Feb The Securities Ordinance and The Protection of Investors Ordinance were enacted and were brought into operation with effect from 1 March.
- Apr The Federation of Share Registrars was established.
- Jul The Hong Kong Federation of Stock Exchange was established.
- Aug Under the Securities Ordinance 1974, a Stock Exchange Compensation Fund was established and contributions to the fund were paid by the four stock exchanges in proportion to their membership.
- Oct Part VI of the Ordinance and the Securities (Dealers, Investment Advisors and Representatives) Regulations 1974 was brought into force, requiring all dealers (whether or not they are members of the stock exchanges), investment advisors and their representatives to register with the Commissioner for Securities.

- 1975 Aug The Securities Commission approved the Code on Takeovers and Mergers.
- Dec The Securities Commission approved a statutory rule prohibiting directors of a listed company incorporated in Hong Kong from issuing shares — other than on a pro-rata basis to existing shareholders — without the prior approval of shareholders.
- 1976 The Commodities Trading Ordinance was passed by the Legislative Council.
- Aug Under the Securities (Stock Exchange Listing) Rule 1976, a listed company should appoint a member of the Federation of Share Registrars to be its registrar.
- Dec On 17 December, the Hong Kong Commodity Exchange Limited (HKCE) was incorporated.
- 1977 May Considerable progress was made towards the formation of a unified stock exchange in Hong Kong in place of the existing four. A working party on unification was formed.
- On 9 May, The HKCE commenced the trading of its first commodity product — cotton futures.
- Nov On 15 November, The HKCE commenced trading of sugar futures.
- Dec An Insider Dealing Tribunal was set up.
- 1978 Mar Stamp duty on securities dealing was reduced from 0.8% to 0.6% (per round trip) with effect from 6 March.
- 1979 Aug A Practice Note was published by the Securities Commission to clarify the rules concerning the suspension of dealings in the shares of offeree companies during takeover bids.
- Nov The HKCE commenced trading of soybean futures.
- 1980 Jul The Stock Exchange of Hong Kong Ltd (SEHK) was incorporated.
- Aug The Stock Exchanges Unification Ordinance 1980 was passed by the Legislative Council.
- On 19 August, The HKCE commenced trading of gold futures.
- 1981 Jan The Securities Commission adopted a trigger point of 35% as the maximum percentage shareholding in a listed company that any group or individual could hold without making a general offer for all the remaining shareholders.
- Jul Under the Stamp Duty Ordinance 1981, instruments of transfer of registered warrants were chargeable with fixed duty and contract notes were required to be stamped with effect from 1 July.
- Oct The first committee members of the SEHK were elected.
- 1982 A Financial Futures Working Party was formed to study the introduction of financial futures.
- 1983 Mar The Code on Takeovers and Mergers was revised to the effect that bids involving less than 35% of a company's voting shares were not subject to control, but other partial bids were subject to the consent of the Takeovers Committee. Market dealings in an offeree company's shares before or during a bid were forbidden.

- 1984 May The Securities Commission released a set of guidelines for the placement of shares as a means of flotation, which had been banned for some years.
- 1985 May On 7 May, the HKCE was renamed the Hong Kong Futures Exchange Limited (HKFE).
- Aug The Securities (Amendment) Ordinance 1985 was enacted. Its purpose was to strengthen the power of the Commissioner for Securities to monitor the financial viability of dealers.
- The Legislative Council passed the Stock Exchanges Unification (Amendment) Ordinance 1985. Under the Ordinance, locally incorporated firms, including subsidiaries of banks and deposit-taking companies, became eligible to apply to the Stock Exchange of Hong Kong for corporate membership. And the disqualification of directors or employees of banks and deposit-taking companies and of lawyers or professional accountants from becoming members of the SEHK was removed.
- 1986 Feb The Securities (Stock Exchange Listing) Rules 1986 took effect from 1 February.
- The Securities (Accounts and Audit) (Amendment) Regulations were published in the Government Gazette. Dealers and dealing partnerships were required to fulfil certain requirements.
- The Securities (Recognition of Stock Market) Notice and the Securities (Registration of Dealers) (Approved Examinations) Notice were published in the Government Gazette.
- The Legislative Council approved the amended Securities (Stock Exchange Listing) Rules 1986.
- Mar The Hong Kong Stock Exchange, the Far East Exchange, the Kam Ngan Stock Exchange and the Kowloon Stock Exchange ceased trading after the close of business on 27 March.
- Apr The SEHK commenced trading on 2 April.
- May On 6 May, HKFE commenced the trading of its first financial product — Hang Seng Index (HSI) Futures.
- Sep The SEHK became a full member of the Federation Internationale des Bourses de Valeurs on 22 September.
- Oct The grand opening of the SEHK took place on 6 October.
- 1987 Apr On 8 April, the SEHK Chairman and the Commissioner for Securities made a joint statement that the two had agreed that no further new issues of B shares (shares of which the proposed voting power does not bear a reasonable relationship to the equity interest of such shares when fully paid) would be allowed to list on the SEHK.
- Oct The trading restrictions in connection with bank-related brokers were relaxed with effect from 2 October.
- The General Committee of the SEHK unanimously resolved that trading on the SEHK would be suspended for four days from 20 October to 23 October, both days inclusive. Trading in the Hang Seng Index Futures was also suspended for the same period.
- The Takeovers Committee, announced on 26 October that the Committee had decided that for a period of one month, the trigger point, or creeper provision, as the case may be, under the Hong Kong Code on Takeovers and Mergers, would be waived.

- The Hong Kong Government, together with several leading financial institutions, raised a rescue fund of HK\$4 billion of which HK\$1.8 billion was utilised to enable the Hong Kong Futures Guarantee Corporation Ltd to finance its obligations to members of the HKFE. With effect from 29 October, a levy of HK\$30 per HKFE transaction and a special levy of 0.03% on transaction value of securities dealings were introduced to repay the interest and principal of the rescue package.
- Nov The limit of compensation payable out of the Exchange Fidelity Fund or a member's guarantee for the default of a defaulting member was increased from HK\$500,000 to HK\$2,000,000, subject to the availability of funds, with effect from the commencement of trading on 9 November.
- 1988 Jan The new Management Sub-committee of the SEHK was formed on 2 January to take up the duties of the General Committee.
- Jun The Government-appointed Securities Review Committee published the Report on the Operation and Regulation of Hong Kong Securities Industry on 2 June.
- Jul An amendment to the Articles of Association of the SEHK, which allowed the SEHK to form a Council of 22 members instead of a committee of 21 members to govern its operations, was endorsed by its members on 20 July.
- Sep The SEHK and the Securities Commission released a joint announcement on 14 September, in which they agreed that as a general rule, the SEHK would not list any new B shares and would not permit listed companies to issue any new B shares. This general rule would not apply only in exceptional circumstances. The queuing system for new applications for listing was also reviewed and amended.
- Oct The first 22-member Council of the SEHK was formed on 18 October.
- Nov The first Nominating Committee of the SEHK was formed on 7 November.
- 1989 The clearing functions for HKFE were transferred from Hong Kong Futures Guarantee Corporation Limited and International Commodities Clearing House (Hong Kong) Limited to the newly established futures clearing company, the HKFE Clearing Corporation Limited (HKCC).
- Feb The All Ordinaries Index was launched by the SEHK on 1 February.
- Mar The SEHK announced the formation of the HKSCC, a company limited by guarantee.
- Apr The Legislative Council passed the Securities and Futures Commission Ordinance 1989.
- May The new Securities and Futures Commission (SFC) was formally established on 1 May.
- Sep The SFC announced on 13 September that it had agreed to authorise warrant funds which had been able to apply for authorisation with effect from 1 November.
- Oct The Council of the SEHK endorsed a rolling T+2 settlement period for the proposed Central Clearing and Settlement System.
- Dec The Securities (Stock Exchange Listing) Rules 1989 were enacted on 1 December.

- 1990
- HKFE introduced its first interest rate futures — futures based on the three-month Hong Kong Interbank Offered Rate (HIBOR).
 - Feb The minimum brokerage for each securities transaction traded on the SEHK was raised from HK\$25 to HK\$50 with effect from 8 February. The minimum commission rate of 0.25% for stock broking was maintained.
 - Apr On 2 April, the Council of the SEHK resolved that Council members on the Board of the HKSCC should be broker members and that the Chairman and the Deputy Chairman of the Board of the HKSCC must be a broker or banker member of the Board. If the Chairman was a broker member, the Deputy Chairman must be a banker member and the two would rotate every year.
 - Jul The Securities (Insider Trading) Draft Bill, was passed by the Legislative Council on 25 July.
- 1991
- HKFE introduced three futures based on sub-indices of the HSI.
 - Apr With effect from 1 April, stamp duty on share transactions was reduced from 0.6% to 0.5% (per round trip).

On 15 April, the Hong Kong Code on Share Repurchases, which allowed firms listed in Hong Kong to buy back their own shares, was approved by the SFC and became effective immediately.
 - Sep The Securities (Disclosure of Interests) Ordinance came into force on 1 September.
 - Nov The Council of the SEHK and the SFC on 1 November agreed on a series of measures designed to permit all the substantive elements of the revised voluntary constitutional package, which was unanimously supported at the Extraordinary General Meeting of the SEHK on 30 October, to be brought into effect in time to govern the next Council election. The new Council under the revised voluntary constitutional package would consist of 31 members in total — 18 broker members, 11 lay members and the chief executives of the SEHK and the HKSCC.

On 25 November, the SFC and the SEHK announced the signing of a Memorandum of Understanding providing for the devolution of day-to-day administration of all listing matters to the SEHK effective 31 December.
- 1992
- Feb On 21 February, the SFC approved the revised Hong Kong Code on Takeovers and Mergers and its integration with the Hong Kong Code on Share Repurchases. The new integrated Code came into effect on 1 April.
 - Apr With effect from 1 April, stamp duty on share transactions was reduced from 0.5% to 0.4% (per round trip) and the stamp duty was extended to the trading of derivative warrants.
 - May On 11 May, changes made to the Listing Rules of the SEHK and the listing agreement for a secondary listing, particularly where the majority of trading was likely to be on the SEHK, took effect.
 - Jun The settlement period for members of the SEHK was changed from T+1 to T+2 on 8 June.

On 24 June, the Central Clearing and Settlement System (CCASS) commenced operations on the trade-for-trade basis.
 - Oct The compulsory Broker's Fidelity Insurance Scheme came into effect on 1 October.

The Securities (Clearing Houses) Ordinance came into effect on 7 October. The maximum amount payable under the Unified Exchange Compensation Fund to all persons (except stockbrokers) who suffer loss through any default of a stockbroker was increased to HK\$8 million in respect of each stockbroker concerned in or connected with the default. The previous limit was HK\$2 million.

On 7 October, CCASS commenced the second phase of its operation, starting to admit stocks for clearing and settlement on a continuous net settlement (CNS) basis.

On 28 October, a memorandum of understanding was signed between the Hong Kong and the British securities regulatory authorities.

- 1993 Mar On 5 March, HKFE introduced its first options product — Hang Seng Index Options.
- Apr With effect from 1 April, stamp duty on share transactions was reduced from 0.4% to 0.3% (per round trip).
- Jun On 19 June, the China Securities Regulatory Commission, the Shanghai Securities Exchange, the Shenzhen Stock Exchange, the SFC and the SEHK signed a Memorandum of Regulatory Co-operation in Beijing.
- Jul Dealings in the H shares in Tsingtao Brewery Co Ltd commenced on 15 July. This was the first China-incorporated enterprise to obtain a primary listing in Hong Kong.
- Aug On 16 August, the Special Levy payable on every transaction recorded on the SEHK and the HKFE was suspended.
- Nov On 1 November, the SEHK launched the Automatic Order Matching and Execution System (AMS).
- 1994 Jan On 3 January, the SEHK launched a pilot scheme for regulated short-selling of shares.
- Mar Jardine Matheson Holdings and Jardine Strategic Holdings announced their decision to delist from Hong Kong. Other Jardine group companies made similar announcements in September.
- Jul With effect from 8 July, the Stamp Duty (Amendment) (No.2) Bill 1994 extended relief from stamp duty for stock borrowing and lending activities and raised the maximum borrowing period from 14 days to 12 months.
- 1995 Mar On 31 March, HKFE introduced its first single-stock product — stock futures on two stocks.
- Sep On 8 September, the SEHK launched its Traded Stock Options Market. The first stock option was on HSBC Holdings plc.
- Nov On 3 November, HKFE introduced its first currency futures — Rolling Forex, and launched an electronic screen-based trading system, the Automated Trading System (ATS) for trading the new product.
- 1996 Jan On 25 January, trading through the AMS off-floor terminals started. These terminals are installed in SEHK members' offices, allowing them to trade from their offices, in addition to trading through terminals in the Trading Hall.

- 1997 Sep HKFE introduced Hang Seng China-Affiliated Corporations Index (Red Chips index) futures and options on 12 September, and relaunched the Three-Month HIBOR Futures on 26 September.
- Nov On 28 November, the Hong Kong Securities Institute was incorporated.
- 1998 Apr With effect from 1 April, the transaction levy was reduced from 0.013% to 0.011% and the proportion of sharing between the SEHK and the SFC was changed from 7:6 to 7:4. Stamp duty on share transactions was also reduced from 0.3% to 0.25% (per round trip).
- May On 8 May, Hongkong Clearing launched its Investor Account Service which allows investors to open investor accounts directly in CCASS.
- 1999 May On 17 May, Hongkong Clearing launched an Electronic Initial Public Offering (EIPO) service for CCASS participants.
- Sep HKFE suspended the trading of gold futures, the last exchange-traded commodity product.
- Nov On 12 November, the Tracker Fund of Hong Kong (TraHK) was listed on the SEHK. TraHK is a collective investment fund issued by the Hong Kong SAR Government, which follows closely the movement of the benchmark Hang Seng Index.
- On 15 November, Growth Enterprise Market (GEM) was formally launched. The first listings were on 25 November 1999.
- 2000 Mar On 6 March, the SEHK, the HKFE and the HKSCC became wholly-owned subsidiaries of Hong Kong Exchanges and Clearing Limited (HKEx). Mr Charles Lee was the first Chairman of HKEx. Mr Kwong Ki-chi was appointed the Chief Executive of HKEx.
- On 20 March, the Growth Enterprise Index (GEI) was launched. It has a base value of 1000 on the base date of 17 March 2000.
- Apr With effect from 7 April, stamp duty on stock transactions was reduced to 0.225% (per round trip).
- May On 31 May, the SEHK launched the Pilot Programme for Trading US Securities with initially seven Nasdaq stocks admitted to trading.
- Jun On 5 June, HSI Futures and Options migrated from open outcry trading to the HKFE's electronic trading system-Hong Kong Futures Automated Trading System (HKATS). Floor trading in HKFE was totally abolished.
- On 27 June, shares of the HKEx were listed by introduction on the SEHK with a stock code of "388".
- Sep On 15 September, HKEx announced the introduction of an Internet Initial Public Offering (iIPO) service to provide individual investors with an additional electronic mechanism for submitting applications for IPOs.
- Oct On 5 October, MTR Corporation Ltd (MTRC), the first government-owned organization to be privatized, was listed on the SEHK. Also, MTRC was the first listing issuer using HKEx's iIPO.
- On 23 October, the first phase of the Third Generation Automatic Order Matching and Execution System (AMS/3) was launched.

- 2001 Feb On 23 February, HKEx introduced its Order Routing System (ORS) to AMS/3 and Online Trading Service to its Stock Exchange Participants.
- Aug On 6 August, stock options trading was successfully migrated from the Traded Options System (TOPS) to the Hong Kong Futures Automated Trading System (HKATS). Clearing and settlement of stock options trades continues to be performed on TOPS.
- Sep On 1 September, the stamp duty on securities transactions was reduced from 0.225% to 0.2% per transaction (round-trip).
- On 1 September, a Trading Fee of 0.005% per side of the consideration of a transaction was introduced by the Stock Exchange. The transaction levy payable to the SFC increased from 0.005% to 0.007% per side of the consideration of a transaction.
- 2002 Mar On 8 March, the SFC levy on trading of options on stock futures was reduced from \$1.0 to \$0.2 per contract per side. The compensation fund levy on trading of options on stock futures was reduced from \$0.5 to \$0.1 per contract per side.
- On 25 March, HKEx introduced a pre-opening session and an index basket order trading mechanism in the securities market. The 30-minute pre-opening session starts at 9:30 am. The index basket order trading mechanism is only applicable in the continuous trading session.
- May On 16 May, HKEx introduced the first phase of CCASS/3, the new generation of the Central Clearing and Settlement System.
- Aug On 5 August, the first six Equity Linked Instruments (ELIs) were listed on SEHK.
- Sep On 16 September, HKMA announced the termination of the Tap Facility of the Tracker Fund of Hong Kong (TraHK) on exhaustion of the Tap Issue Limit in the fourth quarter of 2002, thus concluding the Government stock market operation which was initiated in 1998.
- Dec On 9 December, HKEx introduced the second phase of CCASS/3.
- 2003 Apr On 1 April, the Securities and Futures Ordinance (SFO) became effective together with a number of codes, guidelines and forms for its implementation.
- Effective from 1 April, the minimum commission rate rule governing Stock Exchange Participants (SEPs) was abolished. Commissions became freely negotiable between SEPs and their clients.
- May Effective from 1 May, Mr Paul Chow was appointed the Chief Executive of HKEx.
- On 26 May, HKEx introduced the final phase of CCASS/3 by launching the Participant Gateway. The Participant Gateway serves as an additional communication channel to the CCASS/3 Terminal and provides a direct electronic interface between CCASS/3 and CCASS Participants' back office systems.
- Nov On 17 November, HKEx opened its first Mainland representative office in Beijing.
- Dec On 8 December, HKEx introduced H-shares Index futures.

- 2004 Apr On 6 April, HKEx introduced the Derivatives Clearing and Settlement System (DCASS) which provides a common platform for the clearing and settlement of all derivative products traded on HKEx markets.
- Jun On 14 June, HKEx introduced H-shares Index options.
- 2005 May On 23 May, HKEx introduced FTSE/Xinhua China 25 Index futures and options.
- Oct On 28 October, the Securities and Futures (Investor Compensation — Levy) (Amendment) Rules 2005 became effective whereby a levy suspension and re-instatement mechanism was introduced. Accordingly, the investor compensation levies would be suspended when the net asset value (NAV) of the Investor Compensation Fund (ICF) exceeds \$1.4 billion, and subsequently reinstated when the NAV of the ICF falls below \$1 billion.
- Nov On 2 November, legislation was passed to abolish the estate duty.
- On 25 November, the first Real Estate Investment Trust (REIT), The Link REIT, was listed on the SEHK.
- 2006 Jan On 16 January, renovated Trading Hall opened for trading.
- Apr On 28 April, Mr Ronald Arculli was appointed the Chairman of HKEx.
- Jun On 5 June, HKSCC announced the expansion of the Investor Participant (IP) account service to Macau individual investor and companies.
- On 12 June, the first batch of seven Callable Bull/Bear Contracts (CBBCs) began trading on the SEHK.
- Jul On 3 July, HKEx introduced Bank of China Ltd Futures and Options.
- On 13 July, legislation was passed to establish Financial Reporting Council which will have the authority to investigate complains concerning standards of financial reporting and audits of listed companies.
- Oct On 27 October, Industrial and Commercial Bank of China (ICBC) was listed simultaneously in Hong Kong and Shanghai. It was the largest IPO by total funds raised (US\$19.1 billion) in world stock market history and the funds raised by H shares was also an all-time high.
- Dec On 1 December, the transaction levy in respect of any trading in securities, futures or options contracts was reduced by 20% from 0.005% of transaction value per side to 0.004%.
- 2007 Jan On 1 January, the Securities & Futures Commission's (SFC's) Guidelines for Sponsors and Compliance Advisers became effective, marking the launch of a new sponsor regulatory regime.
- Mar On 12 March, the first batch of 19 derivative warrants on the iShares FTSE/Xinhua A50 China tracker were listed on HKEx. This was the first time that derivative warrants were issued on Mainland A-share assets.
- Apr On 10 April, the SFC entered into a Memorandum of Understanding (MOU) with the China Banking Regulatory Commission (CBRC) for cooperation and information sharing with respect to Hong Kong licensed intermediaries who provide services to Mainland commercial banks conducting overseas wealth management business on behalf of their Mainland clients. This served as regulatory support for the Mainland Qualified Domestic Institutional Investors (QDII) business (banking side) in Hong Kong.

- Jun On 25 June, Phase 1 of the HKEx Electronic Disclosure Project commenced and lasted for 6 months. Under this Phase, it is optional for a Main Board-listed issuer to make a paid newspaper announcement as long as it publishes a notification in newspapers about the full announcement posted on its own website and the HKEx website. Those without their own websites must publish the full announcements in newspapers as well as on the HKEx website.
- Dec On 11 December, the Hong Kong Monetary Authority (HKMA) launched the electronic trading platform (ETP) for Exchange Fund Bills and Notes (EFBNs). The ETP provides greater flexibility to facilitate trading in EFBNs.
- On 25 December, Phase 2 of the HKEx Electronic Disclosure Project commenced. Under Phase 2, Main Board issuers publishing announcements on their own websites are no longer required to publish notifications in newspapers. After 6 months, all issuers must have their own websites on which they must publish their announcements.
- 2008 Feb On 4 February, the HKExnews.com.hk website was launched. HKExnews is a dedicated website which mainly disseminates issuer information generated directly by the listed issuers and/or their major shareholders and directors as well as regulatory information generated by HKEx about listed companies.
- Mar On 31 March, HKEx launched the Mini-Hang Seng China Enterprises Index (Mini H-shares Index) futures.
- Apr On 7 April, HKEx introduced 5-digit stock codes in its securities market.
- May On 26 May, the closing auction session for HKEx's securities market commenced. The closing prices of securities are determined by an auction mechanism similar to that already in place in the pre-opening session. The trading hours of the securities market on a normal trading day as well as a half-day trading day are extended by 10 minutes.
- Jul On 1 July, the revised Listing Rules of the Growth Enterprise Market (GEM) and the Main Board of HKEx relating to the development of GEM became effective. GEM was re-positioned as a second board and a stepping stone towards the Main Board. To encourage listing transfers from GEM to the Main Board, the transfer process was streamlined and the initial listing fees for such transfers were halved.
- On 31 July, the first gold Exchange Traded Fund (ETF) commenced trading on the Main Board of HKEx.
- Oct On 20 October, HKEx reintroduced trading in gold futures on its Hong Kong Futures Exchange (HKFE) which had formerly listed the product in the 1990s.
- 2009 Mar On 23 March, in light of the price volatility during the Closing Auction Session (CAS) since its introduction on 26 May 2008, the CAS in the securities market was suspended to maintain public confidence in the orderliness, fairness and transparency of the market.
- Apr On 1 April, the Listing Rules amendments on the revised blackout period for share trading by listed company directors came into effect. The blackout period before the announcement of annual results was extended to 60 days instead of the originally proposed 4 months. The blackout period before interim results announcement was not extended.
- Nov On 18 November, the first 4 A-share industry sector ETFs in Hong Kong were listed on the SEHK.

- Dec On 18 December, HKEx published the consultation conclusions on accelerating rights issues and open offers. The minimum notice period for book closure for rights issues would be reduced to six business days and that for open offers would remain unchanged.
- On 29 December, HKEx published its consultation conclusions on CER Futures in which HKEx considers that there is no imminent need for a CER futures market in Hong Kong.
- 2010 Apr On 26 April, Hong Kong Securities Clearing Co Ltd (HKSCC) admitted over-the-counter (OTC) structured products authorised by the SFC into the Central Clearing and Settlement System (CCASS) of HKEx's securities market, thereby broadening asset classes in its eligible securities.
- Jun On 3 June, new Listing Rules for mineral companies came into effect to ensure the provision of material, relevant and reliable information about these companies to investors, and to align with global standards.
- Jul On 19 July, the People's Bank of China (PBOC) and the HKMA signed a supplementary Memorandum of Co-operation on the expansion of the RMB trade settlement scheme. On the same day, the PBOC and Bank of China (Hong Kong) Ltd (the RMB clearing bank in Hong Kong) signed a revised settlement agreement which allows any corporation, including financial institutions, in Hong Kong to open RMB bank accounts. These agreements are major steps towards the launch of RMB investment products in Hong Kong.
- Oct On 1 October, a 25% reduction in the SFC's levy payable in respect of trading in securities, futures and options contracts took effect.
- On 22 October, Asian Development Bank's (ADB) RMB1.2 billion 10-year bond was listed as a selectively marketed security on the SEHK. It was the first RMB-denominated bond listed and traded in RMB on the SEHK.
- On 29 October, AIA Group Ltd was listed on the SEHK. Its IPO, raising HK\$159.1 billion, was the largest in Hong Kong's market history and the third largest in the world. On the same day, options on AIA were introduced for trading in the stock options market.
- Dec On 8 December, the Hong Kong depositary receipts (HDRs) of Vale S.A., a Brazilian mining company, was listed on the SEHK as the first HDR listed in Hong Kong.
- On 15 December, amendments to the Listing Rules came into effect for HKEx to adopt a framework for accepting Mainland accounting and auditing standards and Mainland audit firms for Mainland-incorporated companies listed in Hong Kong. The framework also provides reciprocally for the use of Hong Kong financial reporting standards and Hong Kong audit firms by Hong Kong companies listed in the Mainland.
- 2011 Mar On 7 March, HKEx extended the trading hours of the securities market by one hour, with the lunch break shortened to 1.5 hours. The trading hours of the derivatives market were also adjusted accordingly.
- Apr On 29 April, Hui Xian Real Estate Investment Trust (REIT) was listed as the first Renminbi (RMB)-denominated fund product on the Stock Exchange of Hong Kong (SEHK) and the first RMB initial public offering (IPO) outside Mainland China.
- May On 13 May, the Securities and Futures and Companies Legislation (Structured Products Amendment) Ordinance 2011 took effect to transfer the regulation of public offers of structured products in the form of shares or debentures from the prospectus regime of the Companies Ordinance to the regime under the Securities and Futures Ordinance (SFO).

- Jun On 1 June, the new regulatory regime governing credit rating agencies (CRAs) operating in Hong Kong took effect, requiring CRAs and their rating analysts to obtain license from the SFC.
- On 20 June, Listing Rules amendments took effect to prevent shares from trading ex-entitlement before shareholder approval.
- On 25 June, a new regulatory regime took effect to strengthen the disclosure of information to investors in the offering of SFC-authorized funds and investment-linked assurance schemes marketed in Hong Kong.
- Jul On 25 July, HKEx implemented the T+2 Finality arrangement for securities market money settlement in the Central Clearing and Settlement System (CCASS) to reduce the overnight credit risks faced by Hong Kong Securities Clearing Co Ltd (HKSCC) and its participants.
- On 29 July, iBonds (inflation-linked retail bonds) issued by the Hong Kong Government of HK\$10 billion were listed on the SEHK.
- Aug On 17 August, Vice Premier Li Ke-qiang announced a series of policies to promote economic cooperation between the Mainland and Hong Kong and the internationalisation of RMB. These included: (i) introducing Mainland exchange-traded funds (ETFs) on Hong Kong stocks; (ii) developing channels to facilitate the cycling of RMB between Hong Kong and the Mainland; and (iii) the RMB Qualified Foreign Institutional Investor (RQFII) scheme.
- Oct On 24 October, HKEx's RMB Equity Trading Support Facility (TSF) system was operationally ready as a back-up facility to prepare for the future trading of RMB stocks on the SEHK.
- On 31 October, amendments to Code of Conduct for Persons Licensed by or Registered with the SFC took effect to expand the scope of conflict of interest requirements governing analysts responsible for investment research.
- Nov On 11 November, amendments to the Listing Rules took effect to facilitate the listing of debt issues that are for professional investors only.
- On 29 November, HKT Trust was listed on the SEHK (in the form of stapled securities with the company, HKT Ltd) as the first listed business trust in Hong Kong.
- Dec On 13 December, the RQFII scheme was formalised as the Mainland Government and the Hong Kong Government signed Supplement VIII to the Mainland and Hong Kong Closer Economic Partnership Arrangement (CEPA8).
- On 16 December, the Securities and Futures (Professional Investor) (Amendment) Rules 2011 took effect to allow the use of alternative appropriate methods for qualifying an investor as a high-net-worth professional investor..
- 2012 Feb On 20 February, HKEx launched the HSI Volatility Index (VHSI) futures.
- Mar On 5 March, HKEx further extended the trading hours of the securities market by 30 minutes, with the lunch break shortened to one hour (12:00-13:00). The trading hours of the derivatives market were adjusted accordingly.
- On 30 March, HKEx and four other founding members of the BRICS Exchange Alliance — BM&FBOVESPSA, MICEX-RTS, BSE Ltd and Johannesburg Stock Exchange (JSE) — began cross-listing of benchmark equity index derivatives on each other's trading platforms.

- Jun On 18 June, after market consultation, the Securities and Futures (Short Position Reporting) Rules took effect. The SFC began to publish on a weekly basis the aggregated short positions of specified shares on 7 September.
- Jul On 17 July, the ChinaAMC CSI 300 Index ETF was listed as the first RQFII A-share ETF on the SEHK, the first physical ETF outside Mainland China and the first A-share ETF outside Mainland China to trade in RMB.
- Aug From 1 August, the HKMA allowed banks in Hong Kong to open RMB accounts for non-Hong Kong residents and offer them a full range of RMB services to further promote the development of offshore RMB businesses in Hong Kong.
- On 6 August, HKEx extended the coverage of its RMB Equity Trading Support Facility (TSF) beyond RMB-traded shares to equity-related ETFs and real estate investment trusts (REITs) traded in RMB.
- Sep On 17 September, HKEx launched RMB currency futures, the first exchange-traded deliverable RMB futures in the world.
- Oct On 12 October, the Harvest MSCI China A Index ETF was listed as the first dual-counter (DC) security on the SEHK, tradable both in RMB and in Hong Kong dollar.
- On 22 October, the E Fund HSCEI ETF and ChinaAMC HSI ETF were listed on the Shanghai Stock Exchange (SHSE) and Shenzhen Stock Exchange (SZSE) respectively as the first cross-border (Mainland China and Hong Kong) ETFs in the Mainland market.
- On 29 October, the RMB-traded shares of Hopewell Highway Infrastructure Ltd were listed on the SEHK by way of placing — the first RMB-traded equity security outside Mainland China.
- On 30 October, China Exchanges Services Company Ltd (CESC), a joint venture (JV) formed by HKEx, SHSE and SZSE for the development of financial products and related services, officially commenced operations. It was formed pursuant to a JV agreement signed in June in the year.
- Nov On 5 November, HKEx implemented risk management reform measures for its clearing houses. The measures include: (1) introducing a standard margin system and a Dynamic Guarantee Fund (DGF) at Hong Kong Securities Clearing Co Ltd (HKSCC); and (2) revising certain assumptions in stress testing and collateral assumptions of the HKEx clearing houses.
- On 30 November, the SEHK published consultation conclusions on changes to the Listing Rules, effective 1 January 2013, to complement the introduction of a statutory obligation for listed companies to disclose inside information.
- Dec On 6 December, HKEx completed its acquisition of the entire issued share capital of LME Holdings Ltd (LMEH) after obtaining approval from LMEH shareholders in July and lately from the UK Financial Services Authority (FSA).
- On 19 December, the H shares of China International Marine Containers (Group) Ltd were listed on the SEHK as the first case in which Mainland-listed B shares are converted into H shares to list in Hong Kong.

List of listed companies on Main Board

End of 2012

Code	Company name	Incorporation	Listing date
01127	1010 Printing Group Ltd.	Bermuda	2011/07/25
01003	21 Holdings Ltd.	Bermuda	1994/02/21
01361	361 Degrees International Ltd.	Cayman Islands	2009/06/30
00800	A8 Digital Music Holdings Ltd.	Cayman Islands	2008/06/12
02018	AAC Technologies Holdings Inc.	Cayman Islands	2005/08/09
00030	ABC Communications (Holdings) Ltd.	Bermuda	1991/10/09
01096	Active Group Holdings Ltd.	Cayman Islands	2011/09/28
03344	Addchance Holdings Ltd.	Cayman Islands	2005/10/05
03355	Advanced Semiconductor Manufacturing Corporation Ltd. -H Shs	PRC	2006/04/07
00900	Aeon Credit Service (Asia) Co. Ltd.	Hong Kong	1995/09/14
00984	AEON Stores (Hong Kong) Co., Ltd.	Hong Kong	1994/02/04
03383	Agile Property Holdings Ltd.	Cayman Islands	2005/12/15
01288	Agricultural Bank of China Ltd. – H Shares	PRC	2010/07/16
01131	Agritrade Resources Ltd.	Bermuda	1997/03/19
01299	AIA Group Ltd.	Hong Kong	2010/10/29
00753	Air China Ltd. – H Shares	PRC	2004/12/15
00538	Ajisen (China) Holdings Ltd.	Cayman Islands	2007/03/30
00328	Alco Holdings Ltd.	Bermuda	1992/11/27
00684	Allan International Holdings Ltd.	Bermuda	1992/11/10
01312	Allied Cement Holdings Ltd.	Cayman Islands	2012/01/18
00373	Allied Group Ltd.	Hong Kong	1973/01/12
00593	Allied Overseas Ltd.	Bermuda	1993/07/27
00056	Allied Properties (HK) Ltd.	Hong Kong	n.a.
00833	Alltronics Holdings Ltd.	Cayman Islands	2005/07/15
02600	Aluminum Corporation of China Ltd. – H Shares	PRC	2001/12/12
00959	Amax Holdings Ltd.	Bermuda	1997/10/03
00090	Amber Energy Ltd.	Cayman Islands	2009/07/10
00630	AMCO United Holding Ltd.	Bermuda	1996/11/28
00077	AMS Public Transport Holdings Ltd.	Cayman Islands	2004/04/15
02300	AMVIG Holdings Ltd.	Cayman Islands	2004/03/26
00347	Angang Steel Co. Ltd. – H Shares	PRC	1997/07/24
00914	Anhui Conch Cement Co. Ltd. – H Shares	PRC	1997/10/21
00995	Anhui Expressway Co. Ltd. – H Shares	PRC	1996/11/13
00839	Anhui Tianda Oil Pipe Co. Ltd. – H Shares	PRC	2007/12/24
02020	ANTA Sports Products Ltd.	Cayman Islands	2007/07/10
03337	Anton Oilfield Services Group	Cayman Islands	2007/12/14
01149	Anxin-China Holdings Ltd.	Cayman Islands	2003/11/24
01104	APAC Resources Ltd.	Bermuda	1998/12/29
00566	Apollo Solar Energy Technology Holdings Ltd.	Bermuda	1996/01/29
00519	Applied Development Holdings Ltd.	Bermuda	1986/03/24
01045	APT Satellite Holdings Ltd.	Bermuda	1996/12/18
00645	Ares Asia Ltd.	Bermuda	1993/12/22
00565	Art Textile Technology International Co. Ltd.	Cayman Islands	2003/09/10
00931	Artel Solutions Group Holdings Ltd.	Cayman Islands	2001/10/24
00789	Artini China Co. Ltd.	Bermuda	2008/05/16
01120	Arts Optical International Holdings Ltd.	Bermuda	1996/11/08
00841	Asia Cassava Resources Holdings Ltd.	Cayman Islands	2009/03/23
00743	Asia Cement (China) Holdings Corporation	Cayman Islands	2008/05/20
00835	Asia Coal Ltd.	Bermuda	1997/12/18
00104	Asia Commercial Holdings Ltd.	Bermuda	1987/07/29
00351	Asia Energy Logistics Group Ltd.	Hong Kong	1992/08/18
00662	Asia Financial Holdings Ltd.	Bermuda	1990/12/18
00214	Asia Orient Holdings Ltd.	Bermuda	1986/01/06
00899	Asia Resources Holdings Ltd.	Bermuda	1997/10/24
01135	Asia Satellite Telecommunications Holdings Ltd.	Bermuda	1996/06/19
00292	Asia Standard Hotel Group Ltd.	Bermuda	1988/09/22
00129	Asia Standard International Group Ltd.	Bermuda	1973/01/24
00679	Asia Tele-Net And Technology Corporation Ltd.	Bermuda	1991/01/31
00073	Asian Citrus Holdings Ltd.	Bermuda	2009/11/26
00522	ASM Pacific Technology Ltd.	Cayman Islands	1989/01/03
01803	ASR Holdings Ltd.	Cayman Islands	2012/01/16
00105	Associated International Hotels Ltd.	Hong Kong	1985/10/24
00477	AUPU Group Holding Co. Ltd.	Cayman Islands	2006/12/08
01717	Ausnutria Dairy Corporation Ltd.	Cayman Islands	2009/10/08
00720	Auto Italia Holdings Ltd.	Bermuda	1991/07/16
00771	Automated Systems Holdings Ltd.	Bermuda	1997/11/05
00595	AV Concept Holdings Ltd.	Cayman Islands	1996/04/24
00232	AVIC International Holding (HK) Ltd.	Bermuda	1991/12/12
02357	AviChina Industry & Technology Co. Ltd. – H Shares	PRC	2003/10/30
03988	Bank of China Ltd. – H Shares	PRC	2006/06/01
03328	Bank of Communications Co., Ltd. – H Shares	PRC	2005/06/23
00023	Bank of East Asia, Ltd., The	Hong Kong	n.a.
00692	Bao Yuan Holdings Ltd.	Bermuda	2000/01/19
01121	Baofeng Modern International Holdings Co. Ltd.	Cayman Islands	2011/01/28
01293	Baoxin Auto Group Ltd.	Cayman Islands	2011/12/14
02355	Baoye Group Co. Ltd. – H Shares	PRC	2003/06/30
00483	Bauhaus International (Holdings) Ltd.	Cayman Islands	2005/05/12
01338	BaWang International (Group) Holding Ltd.	Cayman Islands	2009/07/03
02009	BBMG Corporation – H Shares	PRC	2009/07/29
00694	Beijing Capital International Airport Co. Ltd. – H Shares	PRC	2000/02/01
02868	Beijing Capital Land Ltd. – H Shares	PRC	2003/06/19
00154	Beijing Development (Hong Kong) Ltd.	Hong Kong	n.a.
00392	Beijing Enterprises Holdings Ltd.	Hong Kong	1997/05/29
00371	Beijing Enterprises Water Group Ltd.	Bermuda	1993/04/19
00814	Beijing Jingkelong Co. Ltd. – H Shares	PRC	2008/02/26
00579	Beijing Jingneng Clean Energy Co., Ltd. – H Shares	PRC	2011/12/22

List of listed companies on Main Board (continued)

End of 2012

Code	Company name	Incorporation	Listing date
01000	Beijing Media Corporation Ltd. – H Shares	PRC	2004/12/22
00588	Beijing North Star Co. Ltd. – H Shares	PRC	1997/05/14
00925	Beijing Properties (Holdings) Ltd.	Bermuda	1998/01/15
00187	Beiren Printing Machinery Holdings Ltd. – H Shares	PRC	1993/08/06
00761	Bel Global Resources Holdings Ltd.	Bermuda	1997/03/07
01880	Belle International Holdings Ltd.	Cayman Islands	2007/05/23
02326	BEP International Holdings Ltd.	Bermuda	2003/03/03
00718	Bestway International Holdings Ltd.	Bermuda	1995/10/02
00926	Besunyen Holdings Co. Ltd.	Cayman Islands	2010/09/29
02299	Billion Industrial Holdings Ltd.	Cayman Islands	2011/05/18
00039	Bio-Dynamic Group Ltd.	Cayman Islands	2001/01/16
01112	Biostime International Holdings Ltd.	Cayman Islands	2010/12/17
02309	Birmingham International Holdings Ltd.	Cayman Islands	2002/11/12
00963	Bloomage BioTechnology Corporation Ltd.	Cayman Islands	2008/10/03
02388	BOC Hong Kong (Holdings) Ltd.	Hong Kong	2002/07/25
01685	Boer Power Holdings Ltd.	Cayman Islands	2010/10/20
01190	Bolina Holding Co., Ltd.	Cayman Islands	2012/07/13
00653	Bonjour Holdings Ltd.	Cayman Islands	2003/07/16
01698	Boshiwa International Holding Ltd.	Cayman Islands	2010/09/29
03998	Bosideng International Holdings Ltd.	Cayman Islands	2007/10/11
00592	Bossini International Holdings Ltd.	Bermuda	1993/11/02
01428	Bright Smart Securities & Commodities Group Ltd.	Cayman Islands	2010/08/25
00933	Brightoil Petroleum (Holdings) Ltd.	Bermuda	1995/11/16
01114	Brilliance China Automotive Holdings Ltd.	Bermuda	1999/10/22
01008	Brilliant Circle Holdings International Ltd.	Cayman Islands	2009/03/30
00159	Brockman Mining Ltd.	Bermuda	1985/07/05
00240	Build King Holdings Ltd.	Bermuda	n.a.
00108	Buildmore International Ltd.	Hong Kong	1973/02/09
00024	Burwill Holdings Ltd.	Bermuda	1983/09/15
01211	BYD Co. Ltd. – H Shares	PRC	2002/07/31
00285	BYD Electronic (International) Co. Ltd.	Hong Kong	2007/12/20
01224	C C Land Holdings Ltd.	Bermuda	1999/04/30
01182	C Y Foundation Group Ltd.	Bermuda	1994/10/17
00043	C. P. Pokphand Co. Ltd.	Bermuda	1988/04/28
01028	C.banner International Holdings Ltd.	Bermuda	2011/09/23
00121	C.P. Lotus Corporation	Cayman Islands	1981/03/27
00341	Cafe de Coral Holdings Ltd.	Bermuda	1986/07/16
01075	Capinfo Co. Ltd. – H Shares	PRC	2001/12/21
00193	Capital Estate Ltd.	Hong Kong	1972/09/11
02324	Capital VC Ltd.	Cayman Islands	2003/10/27
06813	CapitaMalls Asia Ltd.	Singapore	2011/10/18
00469	Capxon International Electronic Co. Ltd.	Cayman Islands	2007/05/07
00996	Carnival Group International Holdings Ltd.	Bermuda	1994/02/17
00837	Carpenter Tan Holdings Ltd.	Cayman Islands	2009/12/29
00643	Carry Wealth Holdings Ltd.	Bermuda	2000/03/13
02223	Casablanca Group Ltd.	Cayman Islands	2012/11/23
00510	CASH Financial Services Group Ltd.	Bermuda	2008/03/03
00293	Cathay Pacific Airways Ltd.	Hong Kong	1986/05/15
00161	CATIC Shenzhen Holdings Ltd. – H Shares	PRC	1997/09/29
00261	CCT Tech International Ltd.	Bermuda	1991/12/30
00138	CCT Telecom Holdings Ltd.	Bermuda	1991/11/11
00759	CEC International Holdings Ltd.	Bermuda	1999/11/15
02228	CECEP COSTIN New Materials Group Ltd.	Cayman Islands	2010/06/21
01049	Celestial Asia Securities Holdings Ltd.	Bermuda	1994/04/27
00832	Central China Real Estate Ltd.	Cayman Islands	2008/06/06
01155	Centron Telecom International Holding Ltd.	Cayman Islands	2007/07/05
00355	Century City International Holdings Ltd.	Bermuda	1981/09/07
00162	Century Ginwa Retail Holdings Ltd.	Bermuda	2000/10/23
00079	Century Legend (Holdings) Ltd.	Bermuda	1993/07/08
00509	Century Sunshine Group Holdings Ltd.	Cayman Islands	2004/02/17
01164	CGN Mining Co. Ltd.	Cayman Islands	2003/08/04
00092	Champion Technology Holdings Ltd.	Bermuda	1992/08/19
00264	Chanco International Group Ltd.	Cayman Islands	2003/03/12
01039	Changfeng Axle (China) Co. Ltd.	Cayman Islands	2010/09/24
01006	Changshouhua Food Co. Ltd.	Cayman Islands	2009/12/18
00682	Chaoda Modern Agriculture (Holdings) Ltd.	Cayman Islands	2000/12/15
00951	Chaowei Power Holdings Ltd.	Cayman Islands	2010/07/07
00147	Chaoyue Group Ltd.	Bermuda	1988/06/06
00057	Chen Hsong Holdings Ltd.	Bermuda	1991/10/22
01202	Chengdu PUTIAN Telecommunications Cable Co. Ltd. – H Shares	PRC	1994/12/13
01196	Cheong Ming Investments Ltd.	Bermuda	1997/01/20
00131	Cheuk Nang (Holdings) Ltd.	Hong Kong	n.a.
00001	Cheung Kong (Holdings) Ltd.	Hong Kong	1972/11/01
01038	Cheung Kong Infrastructure Holdings Ltd.	Bermuda	1996/07/17
00009	Cheung Wo International Holdings Ltd.	Bermuda	2001/09/12
00025	Chevalier International Holdings Ltd.	Bermuda	1984/12/05
00112	Chi Cheung Investment Co., Ltd.	Hong Kong	1972/12/06
00449	Chigo Holding Ltd.	Cayman Islands	2009/07/13
00976	Chiho-Tiande Group Ltd.	Cayman Islands	2010/07/12
00031	China Aerospace International Holdings Ltd.	Hong Kong	1981/08/25
00606	China Agri-Industries Holdings Ltd.	Hong Kong	2007/03/21
00149	China Agri-Products Exchange Ltd.	Bermuda	1973/03/12
01073	China Agrotech Holdings Ltd.	Cayman Islands	2002/01/14
00633	China All Access (Holdings) Ltd.	Cayman Islands	2009/09/16
02068	China Aluminum International Engineering Corp. Ltd.-H shares	PRC	2012/07/06
00940	China Animal Healthcare Ltd.	Bermuda	2010/12/21

List of listed companies on Main Board (continued)

End of 2012

Code	Company name	Incorporation	Listing date
03883	China Aoyuan Property Group Ltd.	Cayman Islands	2007/10/09
00170	China Assets (Holdings) Ltd.	Hong Kong	1992/04/15
00569	China Automation Group Ltd.	Cayman Islands	2007/07/12
00370	China Best Group Holding Ltd.	Bermuda	1996/03/26
00274	China Billion Resources Ltd.	Cayman Islands	2000/12/18
03983	China BlueChemical Ltd. – H Shares	PRC	2006/09/29
00922	China Boon Holdings Ltd.	Bermuda	1999/12/21
00217	China Chengtong Development Group Ltd.	Hong Kong	n.a.
00998	China CITIC Bank Corporation Ltd. – H Shares	PRC	2007/04/27
01898	China Coal Energy Co. Ltd. – H Shares	PRC	2006/12/19
01800	China Communications Construction Co. Ltd. – H Shares	PRC	2006/12/15
00552	China Communications Services Corporation Ltd. – H Shares	PRC	2006/12/08
00939	China Construction Bank Corporation – H Shares	PRC	2005/10/27
01919	China COSCO Holdings Co. Ltd. – H Shares	PRC	2005/06/30
01798	China Datang Corporation Renewable Power Co., Ltd. -H Shares	PRC	2010/12/17
00661	China Daye Non-Ferrous Metals Mining Ltd.	Bermuda	1990/11/21
01062	China Development Bank International Investment Ltd.	Cayman Islands	1994/05/10
03818	China Dongxiang (Group) Co., Ltd.	Cayman Islands	2007/10/10
00670	China Eastern Airlines Corporation Ltd. – H Shares	PRC	1997/02/05
00085	China Electronics Corporation Holdings Co. Ltd.	Bermuda	1997/07/25
01185	China Energin International (Holdings) Ltd.	Cayman Islands	1997/08/11
00228	China Energy Development Holdings Ltd.	Cayman Islands	2002/02/18
00986	China Environmental Energy Investment Ltd.	Bermuda	1994/02/02
00260	China Environmental Investment Holdings Ltd.	Hong Kong	n.a.
01130	China Environmental Resources Group Ltd.	Cayman Islands	1997/06/03
00646	China Environmental Technology Holdings Ltd.	Cayman Islands	2002/03/28
00257	China Everbright International Ltd.	Hong Kong	n.a.
00165	China Everbright Ltd.	Hong Kong	1973/02/26
03777	China Fiber Optic Network System Group Ltd.	Cayman Islands	2011/07/14
00721	China Financial International Investments Ltd.	Bermuda	2001/06/08
02312	China Financial Leasing Group Ltd.	Cayman Islands	2002/10/28
00605	China Financial Services Holdings Ltd.	Hong Kong	1993/04/07
00445	China Fire Safety Enterprise Group Ltd.	Cayman Islands	2002/09/30
02121	China First Chemical Holdings Ltd.	Cayman Islands	2011/12/09
03318	China Flavors and Fragrances Co. Ltd.	Cayman Islands	2005/12/09
02083	China Flooring Holding Co. Ltd.	Cayman Islands	2011/05/26
00506	China Foods Ltd.	Bermuda	1988/10/07
00930	China Forestry Holdings Co., Ltd.	Cayman Islands	2009/12/03
00290	China Fortune Financial Group Ltd.	Cayman Islands	2001/05/03
00110	China Fortune Holdings Ltd.	Bermuda	2004/01/26
00164	China Gamma Group Ltd.	Bermuda	1973/01/26
00384	China Gas Holdings Ltd.	Bermuda	1995/10/20
03300	China Glass Holdings Ltd.	Bermuda	2005/06/23
00397	China Gogreen Assets Investment Ltd.	Bermuda	1993/10/13
02099	China Gold International Resources Corp. Ltd.	Canada	2010/12/01
00512	China Grand Pharmaceutical and Healthcare Holdings Ltd.	Bermuda	1995/12/19
00904	China Green (Holdings) Ltd.	Bermuda	2004/01/13
00256	China Haidian Holdings Ltd.	Cayman Islands	1991/12/10
00359	China Haisheng Juice Holdings Co., Ltd.	Cayman Islands	2005/11/04
03788	China Hanking Holdings Ltd.	Cayman Islands	2011/09/30
00673	China HealthCare Holdings Ltd.	Bermuda	1996/10/14
00591	China High Precision Automation Group Ltd.	Cayman Islands	2009/11/13
00658	China High Speed Transmission Equipment Group Co., Ltd.	Cayman Islands	2007/07/04
01378	China Hongqiao Group Ltd.	Cayman Islands	2011/03/24
01886	China Huiyuan Juice Group Ltd.	Cayman Islands	2007/02/23
00600	China Infrastructure Investment Ltd.	Cayman Islands	1993/10/05
01217	China Innovation Investment Ltd.	Cayman Islands	2002/08/28
02039	China Int'l Marine Containers (Group) Co., Ltd. – H Shares	PRC	2012/12/19
01226	China Investment and Finance Group Ltd.	Cayman Islands	2002/09/19
00204	China Investment Development Ltd.	Bermuda	2000/12/12
00612	China Investment Fund Co. Ltd.	Cayman Islands	2002/01/02
00132	China Investments Holdings Ltd.	Bermuda	1973/05/18
01900	China ITS (Holdings) Co., Ltd.	Cayman Islands	2010/07/15
00834	China Kangda Food Co. Ltd.	Bermuda	2008/12/22
01380	China Kingstone Mining Holdings Ltd.	Cayman Islands	2011/03/18
02128	China Liansu Group Holdings Ltd.	Cayman Islands	2010/06/23
02628	China Life Insurance Co. Ltd. – H Shares	PRC	2003/12/18
01234	China Lilang Ltd.	Cayman Islands	2009/09/25
00916	China Longyuan Power Group Corporation Ltd. – H Shares	PRC	2009/12/10
00067	China Lumena New Materials Corp.	Cayman Islands	2009/06/16
01829	China Machinery Engineering Corporation – H Shares	PRC	2012/12/21
00867	China Medical System Holdings Ltd.	Cayman Islands	2010/09/28
02319	China Mengniu Dairy Co. Ltd.	Cayman Islands	2004/06/10
03968	China Merchants Bank Co., Ltd. – H Shares	PRC	2006/09/22
00133	China Merchants China Direct Investments Ltd.	Hong Kong	1993/07/22
00144	China Merchants Holdings (International) Co. Ltd.	Hong Kong	1992/07/15
00319	China Metal International Holdings Inc.	Cayman Islands	2004/12/31
00773	China Metal Recycling (Holdings) Ltd.	Cayman Islands	2009/06/22
00340	China Mining Resources Group Ltd.	Bermuda	1997/03/26
01988	China Minsheng Banking Corp., Ltd. – H Shares	PRC	2009/11/26
00941	China Mobile Ltd.	Hong Kong	1997/10/23
01117	China Modern Dairy Holdings Ltd.	Cayman Islands	2010/11/26
03993	China Molybdenum Co., Ltd. – H Shares	PRC	2007/04/26
00989	China Motion Telecom International Ltd.	Bermuda	1997/10/20
00026	China Motor Bus Co., Ltd.	Hong Kong	n.a.
03323	China National Building Material Co. Ltd. – H Shares	PRC	2006/03/23

List of listed companies on Main Board (continued)

End of 2012

Code	Company name	Incorporation	Listing date
01893	China National Materials Co. Ltd. – H Shares	PRC	2007/12/20
00080	China New Economy Fund Ltd.	Cayman Islands	2011/01/06
01041	China New Energy Power Group Ltd.	Bermuda	1996/12/27
01278	China New Town Development Co. Ltd.	British Virgin Islands	2010/10/22
02889	China Nickel Resources Holdings Co. Ltd.	Cayman Islands	2005/05/19
01258	China Nonferrous Mining Corporation Ltd.	Hong Kong	2012/06/29
01011	China NT Pharma Group Co. Ltd.	Cayman Islands	2011/04/20
00611	China Nuclear Industry 23 International Corporation Ltd.	Bermuda	1993/02/12
00651	China Ocean Shipbuilding Industry Group Ltd.	Bermuda	1998/07/23
00603	China Oil And Gas Group Ltd.	Bermuda	1993/05/28
02883	China Oilfield Services Ltd. – H Shares	PRC	2002/11/20
02371	China Oriental Culture Group Ltd.	Cayman Islands	2004/11/18
00581	China Oriental Group Co. Ltd.	Bermuda	2004/03/02
00254	China Outdoor Media Group Ltd.	Hong Kong	1972/11/16
01146	China Outfitters Holdings Ltd.	Cayman Islands	2011/12/09
00081	China Overseas Grand Oceans Group Ltd.	Hong Kong	1984/04/26
00688	China Overseas Land & Investment Ltd.	Hong Kong	1992/08/20
02601	China Pacific Insurance (Group) Co., Ltd. – H Shares	PRC	2009/12/23
00572	China Packaging Group Co. Ltd.	Cayman Islands	2003/07/02
00386	China Petroleum & Chemical Corporation – H Shares	PRC	2000/10/19
01093	China Pharmaceutical Group Ltd.	Hong Kong	1994/06/21
00380	China Pipe Group Ltd.	Bermuda	2000/12/21
02133	China Polymetallic Mining Ltd.	Cayman Islands	2011/12/14
02380	China Power International Development Ltd.	Hong Kong	2004/10/15
00735	China Power New Energy Development Co. Ltd.	Bermuda	1999/11/04
01194	China Precious Metal Resources Holdings Co., Ltd.	Cayman Islands	2004/10/12
06828	China Print Power Group Ltd.	Bermuda	2011/07/12
01838	China Properties Group Ltd.	Cayman Islands	2007/02/23
00736	China Properties Investment Holdings Ltd.	Bermuda	1992/09/30
01094	China Public Procurement Ltd.	Bermuda	2002/07/03
01699	China Putian Food Holding Ltd.	Cayman Islands	2012/07/13
00866	China Qinfa Group Ltd.	Cayman Islands	2009/07/03
00745	China Railsmedia Corporation Ltd.	Cayman Islands	2004/10/13
01186	China Railway Construction Corporation Ltd. – H Shares	PRC	2008/03/13
00390	China Railway Group Ltd. – H Shares	PRC	2007/12/07
00769	China Rare Earth Holdings Ltd.	Cayman Islands	1999/10/15
00987	China Renewable Energy Investment Ltd.	Cayman Islands	1994/01/27
00648	China Renji Medical Group Ltd.	Hong Kong	1990/10/29
00269	China Resources and Transportation Group Ltd.	Cayman Islands	1973/03/19
01313	China Resources Cement Holdings Ltd.	Cayman Islands	2009/10/06
00291	China Resources Enterprise, Ltd.	Hong Kong	n.a.
01193	China Resources Gas Group Ltd.	Bermuda	1994/11/07
01109	China Resources Land Ltd.	Cayman Islands	1996/11/08
00836	China Resources Power Holdings Co. Ltd.	Hong Kong	2003/11/12
01101	China Rongsheng Heavy Industries Group Holdings Ltd.	Cayman Islands	2010/11/19
00527	China Ruifeng Galaxy Renewable Energy Holdings Ltd.	Cayman Islands	2006/06/09
00910	China Sandi Holdings Ltd.	Bermuda	1998/12/01
02198	China Sanjiang Fine Chemicals Co. Ltd.	Cayman Islands	2010/09/16
01966	China SCE Property Holdings Ltd.	Cayman Islands	2010/02/05
00245	China Seven Star Shopping Ltd.	Hong Kong	1972/08/25
00691	China Shanshui Cement Group Ltd.	Cayman Islands	2008/07/04
01088	China Shenhua Energy Co. Ltd. – H Shares	PRC	2005/06/15
02877	China Shineway Pharmaceutical Group Ltd.	Cayman Islands	2004/12/02
02866	China Shipping Container Lines Co. Ltd. – H Shares	PRC	2004/06/16
01138	China Shipping Development Co. Ltd. – H Shares	PRC	1994/11/11
00815	China Silver Group Ltd.	Cayman Islands	2012/12/28
00750	China Singyes Solar Technologies Holdings Ltd.	Bermuda	2009/01/13
00155	China Solar Energy Holdings Ltd.	Bermuda	1988/09/05
01668	China South City Holdings Ltd.	Hong Kong	2009/09/30
01055	China Southern Airlines Co. Ltd. – H Shares	PRC	1997/07/31
00326	China Star Entertainment Ltd.	Bermuda	1992/11/12
03838	China Starch Holdings Ltd.	Cayman Islands	2007/09/27
03311	China State Construction International Holdings Ltd.	Cayman Islands	2005/07/08
00235	China Strategic Holdings Ltd.	Hong Kong	1972/12/04
02002	China Sunshine Paper Holdings Co. Ltd.	Cayman Islands	2007/12/12
00956	China Suntien Green Energy Corporation Ltd. – H Shares	PRC	2010/10/13
00966	China Taiping Insurance Holdings Co. Ltd.	Hong Kong	2000/06/29
00728	China Telecom Corporation Ltd. – H Shares	PRC	2002/11/15
01600	China Tian Lun Gas Holdings Ltd.	Cayman Islands	2010/11/10
01252	China Tianrui Group Cement Co. Ltd.	Cayman Islands	2011/12/23
00756	China Tianyi Holdings Ltd.	Cayman Islands	2008/07/10
03398	China Ting Group Holdings Ltd.	Cayman Islands	2005/12/15
02188	China Titans Energy Technology Group Co., Ltd.	Cayman Islands	2010/05/28
00389	China Tontine Wines Group Ltd.	Bermuda	2009/11/19
00308	China Travel International Investment Hong Kong Ltd.	Hong Kong	1992/11/11
00209	China Tycoon Beverage Holdings Ltd.	Bermuda	2002/03/06
00762	China Unicom (Hong Kong) Ltd.	Hong Kong	2000/06/22
02330	China Uptown Group Co. Ltd.	Cayman Islands	2003/01/29
00893	China Vanadium Titano-Magnetite Mining Co. Ltd.	Cayman Islands	2009/10/08
01269	China Vehicle Components Technology Holdings Ltd.	Cayman Islands	2011/11/23
00855	China Water Affairs Group Ltd.	Bermuda	1999/10/11
01129	China Water Industry Group Ltd.	Cayman Islands	2002/01/17
02349	China Water Property Group Ltd.	Cayman Islands	2003/06/25
03778	China Weaving Materials Holdings Ltd.	Cayman Islands	2011/12/22
00182	China WindPower Group Ltd.	Bermuda	1991/11/27
02369	China Wireless Technologies Ltd.	Cayman Islands	2004/12/09

List of listed companies on Main Board (continued)

End of 2012

Code	Company name	Incorporation	Listing date
01866	China XLX Fertiliser Ltd.	Singapore	2009/12/08
03669	China Yongda Automobiles Services Holdings Ltd.	Cayman Islands	2012/07/12
00263	China Yunnan Tin Minerals Group Co. Ltd.	Hong Kong	1988/04/06
01068	China Yurun Food Group Ltd.	Bermuda	2005/10/03
00362	China Zenith Chemical Group Ltd.	Cayman Islands	2001/05/02
01728	China ZhengTong Auto Services Holdings Ltd.	Cayman Islands	2010/12/10
02623	China Zhongsheng Resources Holdings Ltd.	Cayman Islands	2012/04/27
01333	China Zhongwang Holdings Ltd.	Cayman Islands	2009/05/08
01123	China-Hongkong Photo Products Holdings Ltd.	Bermuda	1994/09/19
00354	Chinasoft International Ltd.	Cayman Islands	2003/06/20
01060	ChinaVision Media Group Ltd.	Bermuda	1994/05/12
00127	Chinese Estates Holdings Ltd.	Bermuda	n.a.
00681	Chinese People Holdings Co. Ltd.	Bermuda	1997/04/24
00997	Chinlink International Holdings Ltd.	Bermuda	2000/03/10
00385	Chinney Alliance Group Ltd.	Bermuda	1993/10/15
00216	Chinney Investments Ltd.	Hong Kong	1973/01/31
01111	Chong Hing Bank Ltd.	Hong Kong	1994/07/11
01053	Chongqing Iron & Steel Co. Ltd. – H Shares	PRC	1997/10/17
02722	Chongqing Machinery & Electric Co., Ltd. – H Shares	PRC	2008/06/13
03618	Chongqing Rural Commercial Bank Co., Ltd. – H Shares	PRC	2010/12/16
00116	Chow Sang Sang Holdings International Ltd.	Bermuda	1973/04/06
01929	Chow Tai Fook Jewellery Group Ltd.	Cayman Islands	2011/12/15
01210	Christine International Holdings Ltd.	Cayman Islands	2012/02/23
01938	Chu Kong Petroleum and Natural Gas Steel Pipe Holdings Ltd.	Cayman Islands	2010/02/10
00560	Chu Kong Shipping Enterprises (Group) Co., Ltd.	Hong Kong	1997/05/23
00298	Chuang's China Investments Ltd.	Bermuda	n.a.
00367	Chuang's Consortium International Ltd.	Bermuda	1987/01/16
00711	Chun Wo Development Holdings Ltd.	Bermuda	1993/02/12
00378	CIAM Group Ltd.	Bermuda	1986/09/10
00884	CIFI Holdings (Group) Co. Ltd.	Cayman Islands	2012/11/23
00479	CIL Holdings Ltd.	Bermuda	1993/07/21
03899	CIMC Enric Holdings Ltd.	Cayman Islands	2006/07/20
00111	Cinda International Holdings Ltd.	Bermuda	2000/08/01
00550	Cinderella Media Group Ltd.	Bermuda	2007/07/23
00241	CITIC 21CN Co. Ltd.	Bermuda	1972/07/06
01091	CITIC Dameng Holdings Ltd.	Bermuda	2010/11/18
00267	CITIC Pacific Ltd.	Hong Kong	1986/02/26
01205	CITIC Resources Holdings Ltd.	Bermuda	1997/09/08
06030	CITIC Securities Co. Ltd. – H Shares	PRC	2011/10/06
01883	CITIC Telecom International Holdings Ltd.	Hong Kong	2007/04/03
00557	City e-Solutions Ltd.	Cayman Islands	1989/12/29
01137	City Telecom (H.K.) Ltd.	Hong Kong	1997/08/04
00775	CK Life Sciences Int'l., (Holdings) Inc.	Cayman Islands	2002/07/16
00100	Clear Media Ltd.	Bermuda	2001/12/19
00439	Climax International Co. Ltd.	Bermuda	1992/03/11
00002	CLP Holdings Ltd.	Hong Kong	n.a.
00471	CMMB Vision Holdings Ltd.	Cayman Islands	2005/10/10
02302	CNNC International Ltd.	Cayman Islands	2003/01/06
00883	CNOOC Ltd.	Hong Kong	2001/02/28
00701	CNT Group Ltd.	Bermuda	1991/05/21
06388	Coach, Inc. -RS	USA	2011/12/01
01124	Coastal Greenland Ltd.	Bermuda	1997/10/16
00383	COL Capital Ltd.	Bermuda	1991/08/01
02342	Comba Telecom Systems Holdings Ltd.	Cayman Islands	2003/07/15
00794	Come Sure Group (Holdings) Ltd.	Cayman Islands	2009/02/26
00046	Computer And Technologies Holdings Ltd.	Bermuda	1998/05/18
00320	Computime Group Ltd.	Cayman Islands	2006/10/09
00712	Comtec Solar Systems Group Ltd.	Cayman Islands	2009/10/30
00513	Continental Holdings Ltd.	Hong Kong	1988/11/08
00831	Convenience Retail Asia Ltd.	Cayman Islands	2001/01/18
01019	Convoy Financial Services Holdings Ltd.	Cayman Islands	2010/07/13
00707	Co-Prosperity Holdings Ltd.	Cayman Islands	2006/03/30
00517	COSCO International Holdings Ltd.	Bermuda	1992/02/11
01199	COSCO Pacific Ltd.	Bermuda	1994/12/19
01043	Coslight Technology International Group Ltd.	Bermuda	1999/11/17
00120	Cosmopolitan International Holdings Ltd.	Cayman Islands	n.a.
00118	Cosmos Machinery Enterprises Ltd.	Hong Kong	1988/12/12
02007	Country Garden Holdings Co. Ltd.	Cayman Islands	2007/04/20
01145	Courage Marine Group Ltd.	Bermuda	2011/06/24
00906	CPMC Holdings Ltd.	Hong Kong	2009/11/16
00122	Crocodile Garments Ltd.	Hong Kong	n.a.
00032	Cross-Harbour (Holdings) Ltd., The	Hong Kong	1974/07/30
00497	CSI Properties Ltd.	Bermuda	1992/04/15
01766	CSR Corporation Ltd. – H Shares	PRC	2008/08/21
00985	CST Mining Group Ltd.	Cayman Islands	1994/02/02
00674	Culture Landmark Investment Ltd.	Bermuda	1991/01/25
00343	Culturecom Holdings Ltd.	Bermuda	1986/08/12
00705	CVM Minerals Ltd.	Hong Kong	2008/12/22
01322	CW Group Holdings Ltd.	Cayman Islands	2012/04/13
00875	Cypress Jade Agricultural Holdings Ltd.	Bermuda	1998/07/03
01090	Da Ming International Holdings Ltd.	Cayman Islands	2010/12/01
03999	DaChan Food (Asia) Ltd.	Cayman Islands	2007/10/04
01828	Dah Chong Hong Holdings Ltd.	Hong Kong	2007/10/17
02356	Dah Sing Banking Group Ltd.	Hong Kong	2004/06/30
00440	Dah Sing Financial Holdings Ltd.	Hong Kong	1987/11/05
00544	Daido Group Ltd.	Bermuda	1989/12/14

List of listed companies on Main Board *(continued)*

End of 2012

Code	Company name	Incorporation	Listing date
00567	Daisho Microline Holdings Ltd.	Bermuda	1990/01/31
01037	Daiwa Associate Holdings Ltd.	Bermuda	1994/04/14
02880	Dalian Port (PDA) Co. Ltd. – H Shares	PRC	2006/04/28
00271	Dan Form Holdings Co. Ltd.	Hong Kong	1973/02/28
00210	Daphne International Holdings Ltd.	Cayman Islands	1995/11/03
01007	Daqing Dairy Holdings Ltd.	Cayman Islands	2010/10/28
00991	Datang International Power Generation Co., Ltd. – H Shares	PRC	1997/03/21
00889	Datronix Holdings Ltd.	Bermuda	2001/06/22
02348	Dawnrays Pharmaceutical (Holdings) Ltd.	Cayman Islands	2003/07/11
03335	DBA Telecommunication (Asia) Holdings Ltd.	Cayman Islands	2006/05/11
01163	Dejin Resources Group Co. Ltd.	Bermuda	1999/11/11
00262	Deson Development International Holdings Ltd.	Bermuda	1997/06/10
00065	DeTeam Co. Ltd.	Cayman Islands	2001/08/30
00113	Dickson Concepts (International) Ltd.	Bermuda	1973/03/15
00861	Digital China Holdings Ltd.	Bermuda	2001/06/01
00508	Dingyi Group Investment Ltd.	Bermuda	1988/10/26
01072	Dongfang Electric Corporation Ltd. – H Shares	PRC	1994/06/06
00489	Dongfeng Motor Group Co. Ltd. – H Shares	PRC	2005/12/07
00895	Dongjiang Environmental Co. Ltd. – H Shares	PRC	2003/01/29
00695	Dongwu Cement International Ltd.	Cayman Islands	2012/06/13
00189	Dongyue Group Ltd.	Cayman Islands	2007/12/10
00628	Dore Holdings Ltd.	Bermuda	2002/07/24
02266	Dorsett Hospitality International Ltd.	Cayman Islands	2010/10/11
00668	Dowell Property Holdings Ltd.	Hong Kong	1990/12/12
00935	Dragon Crown Group Holdings Ltd.	Cayman Islands	2011/06/10
00329	Dragonite International Ltd.	Cayman Islands	2001/05/09
01126	Dream International Ltd.	Hong Kong	2002/02/07
00500	DVN (Holdings) Ltd.	Bermuda	1988/07/29
06889	DYNAM JAPAN HOLDINGS Co., Ltd.	Japan	2012/08/06
00029	Dynamic Holdings Ltd.	Bermuda	n.a.
00828	Dynasty Fine Wines Group Ltd.	Cayman Islands	2005/01/26
00599	E. Bon Holdings Ltd.	Cayman Islands	2000/04/12
00936	Eagle Legend Asia Ltd.	Cayman Islands	2010/07/19
02368	Eagle Nice (International) Holdings Ltd.	Cayman Islands	2003/08/22
00339	Earnest Investments Holdings Ltd.	Bermuda	2000/07/26
00616	Easyknit Enterprises Holdings Ltd.	Bermuda	1991/09/16
01218	Easyknit International Holdings Ltd.	Bermuda	1995/01/30
00618	EC-Founder (Holdings) Co. Ltd.	Bermuda	1991/10/07
02341	EcoGreen Fine Chemicals Group Ltd.	Cayman Islands	2004/03/09
00943	eForce Holdings Ltd.	Bermuda	1997/06/25
00524	e-Kong Group Ltd.	Bermuda	1989/04/21
01151	Elec & Eltek International Co. Ltd.	Singapore	2011/07/08
00907	Elegance International Holdings Ltd.	Bermuda	1996/04/11
01388	Embry Holdings Ltd.	Cayman Islands	2006/12/18
00717	Emperor Capital Group Ltd.	Bermuda	2007/04/24
00296	Emperor Entertainment Hotel Ltd.	Bermuda	n.a.
00163	Emperor International Holdings Ltd.	Bermuda	1972/11/14
00887	Emperor Watch & Jewellery Ltd.	Hong Kong	2008/07/21
00622	Enerchina Holdings Ltd.	Bermuda	1991/09/16
00353	Energy International Investments Holdings Ltd.	Cayman Islands	2001/07/26
00128	ENM Holdings Ltd.	Hong Kong	n.a.
02688	ENN Energy Holdings Ltd.	Cayman Islands	2002/06/03
01808	Enterprise Development Holdings Ltd.	Cayman Islands	2007/01/11
01102	Enviro Energy International Holdings Ltd.	Cayman Islands	2007/06/06
00689	EPI (Holdings) Ltd.	Bermuda	1991/04/15
00330	Esprit Holdings Ltd.	Bermuda	1993/12/09
01061	Essex Bio-Technology Ltd.	Cayman Islands	2001/06/27
00571	eSun Holdings Ltd.	Bermuda	n.a.
00764	Eternity Investment Ltd.	Bermuda	2000/02/15
00838	EVA Precision Industrial Holdings Ltd.	Cayman Islands	2005/05/11
03333	Evergrande Real Estate Group Ltd.	Cayman Islands	2009/11/05
00238	Evergreen International Holdings Ltd.	Cayman Islands	2010/11/04
02308	EVOC Intelligent Technology Co. Ltd. – H Shares	PRC	2003/10/10
00858	Extrawell Pharmaceutical Holdings Ltd.	Bermuda	1999/03/10
00117	EYANG Holdings (Group) Co., Ltd.	Cayman Islands	2007/12/21
00052	Fairwood Holdings Ltd.	Bermuda	1991/10/09
01777	Fantasia Holdings Group Co., Ltd.	Cayman Islands	2009/11/25
00035	Far East Consortium International Ltd.	Cayman Islands	1972/09/21
00830	Far East Global Group Ltd.	Cayman Islands	2010/03/30
00036	Far East Holdings International Ltd.	Hong Kong	1973/02/12
03360	Far East Horizon Ltd.	Hong Kong	2011/03/30
00037	Far East Hotels & Entertainment Ltd.	Hong Kong	1979/07/03
00706	FinTronics Holdings Co. Ltd.	Bermuda	1998/07/22
00865	First Mobile Group Holdings Ltd.	Cayman Islands	2000/12/29
01076	First Natural Foods Holdings Ltd.	Bermuda	2002/02/11
00142	First Pacific Co. Ltd.	Bermuda	1988/09/12
00227	First Shanghai Investments Ltd.	Hong Kong	1972/08/24
00038	First Tractor Co Ltd. – H Shares	PRC	1997/06/23
02662	Fittec International Group Ltd.	Cayman Islands	2005/12/14
01998	Flyke International Holdings Ltd.	Cayman Islands	2010/03/29
00641	Fong's Industries Co. Ltd.	Bermuda	1990/10/12
00923	Fook Woo Group Holdings Ltd.	Cayman Islands	2010/03/31
01682	Ford Glory Group Holdings Ltd.	Bermuda	2010/10/05
00885	Forefront Group Ltd.	Cayman Islands	2001/07/12
00152	Fornton Group Ltd.	Bermuda	2011/10/28
00352	Fortune Sun (China) Holdings Ltd.	Cayman Islands	2006/07/05

List of listed companies on Main Board (continued)

End of 2012

Code	Company name	Incorporation	Listing date
00656	Fosun International Ltd.	Hong Kong	2007/07/16
00418	Founder Holdings Ltd.	Bermuda	1995/12/21
00420	Fountain Set (Holdings) Ltd.	Hong Kong	1988/04/20
00374	Four Seas Mercantile Holdings Ltd.	Cayman Islands	1993/08/25
02038	Foxconn International Holdings Ltd.	Cayman Islands	2005/02/03
00817	Franshion Properties (China) Ltd.	Hong Kong	2007/08/17
00535	Frasers Property (China) Ltd.	Bermuda	1989/10/16
00279	Freeman Financial Corporation Ltd.	Cayman Islands	1988/05/11
01175	FU JI Food and Catering Services Holdings Ltd.	Cayman Islands	2004/12/17
00546	Fufeng Group Ltd.	Cayman Islands	2007/02/08
00181	Fujian Holdings Ltd.	Hong Kong	1973/02/22
00927	Fujikon Industrial Holdings Ltd.	Bermuda	2000/04/11
00465	Futong Technology Development Holdings Ltd.	Cayman Islands	2009/12/04
00703	Future Bright Holdings Ltd.	Bermuda	2002/08/15
01030	Future Land Development Holdings Ltd.	Cayman Islands	2012/11/29
00027	Galaxy Entertainment Group Ltd.	Hong Kong	1991/10/07
03800	GCL-Poly Energy Holdings Ltd.	Cayman Islands	2007/11/13
00175	Geely Automobile Holdings Ltd.	Cayman Islands	1973/02/23
00174	Gemini Investments (Holdings) Ltd.	Hong Kong	1988/10/05
00678	Genting Hong Kong Ltd.	Bermuda	2000/11/30
02389	Genvon Group Ltd.	Cayman Islands	2002/04/26
00064	Get Nice Holdings Ltd.	Cayman Islands	2002/06/06
00709	Giordano International Ltd.	Bermuda	1991/06/19
00805	Glencore International plc	Jersey	2011/05/25
00809	Global Bio-chem Technology Group Co. Ltd.	Cayman Islands	2001/03/16
03889	Global Sweeteners Holdings Ltd.	Cayman Islands	2007/09/20
00143	Global Tech (Holdings) Ltd.	Cayman Islands	1999/04/09
00845	Glorious Property Holdings Ltd.	Cayman Islands	2009/10/02
00393	Glorious Sun Enterprises Ltd.	Bermuda	1996/09/17
00040	Gold Peak Industries (Holdings) Ltd.	Hong Kong	1984/07/02
00172	Goldbond Group Holdings Ltd.	Hong Kong	n.a.
03308	Golden Eagle Retail Group Ltd.	Cayman Islands	2006/03/21
00801	Golden Meditech Holdings Ltd.	Cayman Islands	2001/12/28
00677	Golden Resources Development International Ltd.	Bermuda	1991/01/28
02123	Golden Shield Holdings (Industrial) Ltd.	Bermuda	2011/07/14
00530	Goldin Financial Holdings Ltd.	Bermuda	1992/10/08
00283	Goldin Properties Holdings Ltd.	Hong Kong	n.a.
00533	Goldlion Holdings Ltd.	Hong Kong	1992/09/18
00686	Goldpoly New Energy Holdings Ltd.	Bermuda	2000/04/13
01118	Golik Holdings Ltd.	Bermuda	1994/07/15
00493	GOME Electrical Appliances Holding Ltd.	Bermuda	1992/04/15
00109	Good Fellow Resources Holdings Ltd.	Bermuda	1998/01/12
02398	Good Friend International Holdings Inc.	Cayman Islands	2006/01/11
01086	Goodbaby International Holdings Ltd.	Cayman Islands	2010/11/24
00286	G-Prop (Holdings) Ltd.	Bermuda	1990/09/07
00844	Grand Concord International Holdings Ltd.	British Virgin Islands	2011/11/24
00115	Grand Field Group Holdings Ltd.	Bermuda	n.a.
01160	Grand Investment International Ltd.	Bermuda	2004/04/02
00186	Grande Holdings Ltd., The	Bermuda	1987/07/09
00141	Great China Holdings Ltd.	Hong Kong	1973/03/07
00041	Great Eagle Holdings Ltd.	Bermuda	n.a.
03683	Great Harvest Maeta Group Holdings Ltd.	Cayman Islands	2010/10/11
02333	Great Wall Motor Co. Ltd. – H Shares	PRC	2003/12/15
00074	Great Wall Technology Co. Ltd. – H Shares	PRC	1999/08/05
00431	Greater China Holdings Ltd.	Bermuda	1992/09/16
00468	Greatview Aseptic Packaging Co. Ltd.	Cayman Islands	2010/12/09
00979	Green Energy Group Ltd.	Bermuda	1997/06/26
02700	Green International Holdings Ltd.	Cayman Islands	2006/09/29
00582	Greenfield Chemical Holdings Ltd.	Bermuda	2002/04/30
00094	Greenheart Group Ltd.	Bermuda	1988/06/21
01318	Greens Holdings Ltd.	Cayman Islands	2009/11/06
03900	Greentown China Holdings Ltd.	Cayman Islands	2006/07/13
01051	G-Resources Group Ltd.	Bermuda	1994/04/29
00601	Group Sense (International) Ltd.	Bermuda	1993/01/28
00270	Guangdong Investment Ltd.	Hong Kong	n.a.
03399	Guangdong Nan Yue Logistics Co. Ltd. – H Shares	PRC	2005/10/26
01058	Guangdong Tannery Ltd.	Hong Kong	1996/12/16
01203	Guangnan (Holdings) Ltd.	Hong Kong	1994/12/09
00525	Guangshen Railway Co. Ltd. – H Shares	PRC	1996/05/14
02238	Guangzhou Automobile Group Co., Ltd. – H Shares	PRC	2010/08/30
00874	Guangzhou Pharmaceutical Co. Ltd. – H Shares	PRC	1997/10/30
02777	Guangzhou R&F Properties Co., Ltd. – H Shares	PRC	2005/07/14
00317	Guangzhou Shipyard International Co. Ltd. – H Shares	PRC	1993/08/06
00053	Guoco Group Ltd.	Bermuda	1983/05/03
01296	Guodian Technology & Environment Group Corporation Ltd.-H Sh	PRC	2011/12/30
01788	Guotai Junan International Holdings Ltd.	Hong Kong	2010/07/08
00657	G-Vision International (Holdings) Ltd.	Bermuda	1992/10/30
01169	Haier Electronics Group Co., Ltd.	Bermuda	1997/12/23
00357	Hainan Meilan International Airport Co. Ltd. – H Shares	PRC	2002/11/18
01882	Haitian International Holdings Ltd.	Cayman Islands	2006/12/22
00665	Haitong International Securities Group Ltd.	Bermuda	1996/08/06
06837	Haitong Securities Co., Ltd. – H Shares	PRC	2012/04/27
00010	Hang Lung Group Ltd.	Hong Kong	1972/10/12
00101	Hang Lung Properties Ltd.	Hong Kong	n.a.
00011	Hang Seng Bank Ltd.	Hong Kong	1972/06/20
00896	Hanison Construction Holdings Ltd.	Cayman Islands	2002/01/10

List of listed companies on Main Board (continued)

End of 2012

Code	Company name	Incorporation	Listing date
00275	Hanny Holdings Ltd.	Bermuda	1991/12/16
00554	Hans Energy Co. Ltd.	Cayman Islands	1997/05/28
00474	Hao Tian Resources Group Ltd.	Cayman Islands	2006/06/06
01133	Harbin Electric Co. Ltd. – H Shares	PRC	1994/12/16
00051	Harbour Centre Development Ltd.	Hong Kong	n.a.
00033	Harmonic Strait Financial Holdings Ltd.	Cayman Islands	2007/11/19
00428	Harmony Asset Ltd.	Cayman Islands	1993/12/14
00097	Henderson Investment Ltd.	Hong Kong	1972/11/06
00012	Henderson Land Development Co. Ltd.	Hong Kong	1981/07/23
00197	Heng Tai Consumables Group Ltd.	Cayman Islands	2001/12/03
01044	Hengan International Group Co. Ltd.	Cayman Islands	1998/12/08
03389	Hengdeli Holdings Ltd.	Cayman Islands	2005/09/26
00169	Hengli Commercial Properties (Group) Ltd.	Bermuda	2002/06/04
01085	Hengxin Technology Ltd.	Singapore	2010/12/23
00859	Henry Group Holdings Ltd.	Bermuda	2000/06/15
00114	Herald Holdings Ltd.	Bermuda	n.a.
00412	Heritage International Holdings Ltd.	Bermuda	1992/04/15
00818	Hi Sun Technology (China) Ltd.	Bermuda	1997/12/22
01393	Hidili Industry International Development Ltd.	Cayman Islands	2007/09/21
00608	High Fashion International Ltd.	Bermuda	1992/08/04
01623	Hilong Holding Ltd.	Cayman Islands	2011/04/21
00396	Hing Lee (HK) Holdings Ltd.	Bermuda	2009/06/22
00921	Hisense Kelon Electrical Holdings Co. Ltd. – H Shares	PRC	1996/07/23
00190	HKC (Holdings) Ltd.	Bermuda	1987/05/29
00248	HKC International Holdings Ltd.	Cayman Islands	2001/11/09
00480	HKR International Ltd.	Cayman Islands	1988/03/11
06823	HKT Ltd.	Cayman Islands	2011/11/29
01087	HL Technology Group Ltd.	Cayman Islands	2010/11/16
00160	Hon Kwok Land Investment Co., Ltd.	Hong Kong	n.a.
00044	Hong Kong Aircraft Engineering Co. Ltd.	Hong Kong	n.a.
00003	Hong Kong and China Gas Co. Ltd., The	Hong Kong	n.a.
00145	Hong Kong Building and Loan Agency Ltd., The	Hong Kong	1972/07/01
00423	Hong Kong Economic Times Holdings Ltd.	Cayman Islands	2005/08/03
00388	Hong Kong Exchanges and Clearing Ltd.	Hong Kong	2000/06/27
00050	Hong Kong Ferry (Holdings) Co. Ltd.	Hong Kong	n.a.
00060	Hong Kong Food Investment Holdings Ltd.	Hong Kong	1992/12/16
00207	Hong Kong Parkview Group Ltd., The	Bermuda	1973/03/06
02882	Hong Kong Resources Holdings Co. Ltd.	Bermuda	2003/06/30
00196	Honghua Group Ltd.	Cayman Islands	2008/03/07
00045	Hongkong and Shanghai Hotels, Ltd., The	Hong Kong	n.a.
00655	Hongkong Chinese Ltd.	Bermuda	1992/10/12
00946	Hontex International Holdings Co. Ltd.	Cayman Islands	2009/12/24
02320	Hop Fung Group Holdings Ltd.	Cayman Islands	2003/09/24
00047	Hop Hing Group Holdings Ltd.	Cayman Islands	1988/11/16
00733	Hopefluent Group Holdings Ltd.	Cayman Islands	2004/07/15
00737	Hopewell Highway Infrastructure Ltd.	Cayman Islands	2003/08/06
00054	Hopewell Holdings Ltd.	Hong Kong	1972/08/21
00754	Hopson Development Holdings Ltd.	Bermuda	1998/05/27
02200	Hosa International Ltd.	Cayman Islands	2011/12/16
00005	HSBC Holdings plc	England	n.a.
00404	Hsin Chong Construction Group Ltd.	Bermuda	1991/08/14
00587	Hua Han Bio-Pharmaceutical Holdings Ltd.	Cayman Islands	2002/12/10
00969	Hua Lien International (Holding) Co. Ltd.	Cayman Islands	2000/02/02
00559	Hua Yi Copper Holdings Ltd.	Bermuda	1997/01/03
00336	Huabao International Holdings Ltd.	Bermuda	1992/01/22
00816	Huadian Fuxin Energy Corporation Ltd. – H Shares	PRC	2012/06/28
01071	Huadian Power International Corporation Ltd. – H Shares	PRC	1999/06/30
00364	Huafeng Group Holdings Ltd.	Cayman Islands	2002/08/30
00902	Huaneng Power International, Inc. – H Shares	PRC	1998/01/21
00958	Huaneng Renewables Corporation Ltd. – H Shares	PRC	2011/06/10
01823	HUAYU Expressway Group Ltd.	Cayman Islands	2009/12/23
06830	Huazhong Holdings Co. Ltd.	Cayman Islands	2012/01/12
01303	Huilii Resources (Group) Ltd.	Cayman Islands	2012/01/12
01280	Huiyin Household Appliances (Holdings) Co., Ltd.	Cayman Islands	2010/03/25
02626	Hunan Nonferrous Metals Corporation Ltd. – H Shares	PRC	2006/03/31
00450	Hung Hing Printing Group Ltd.	Hong Kong	1992/03/16
00704	Huscoke Resources Holdings Ltd.	Bermuda	1991/05/27
00715	Hutchison Harbour Ring Ltd.	Bermuda	1991/07/05
00215	Hutchison Telecommunications Hong Kong Holdings Ltd.	Cayman Islands	2009/05/08
00013	Hutchison Whampoa Ltd.	Hong Kong	1978/01/03
01188	Hybrid Kinetic Group Ltd.	Bermuda	1995/04/06
00499	HyComm Wireless Ltd.	Bermuda	1988/07/22
00014	Hysan Development Co. Ltd.	Hong Kong	1981/09/18
00999	I.T Ltd.	Bermuda	2005/03/04
01097	i-CABLE Communications Ltd.	Hong Kong	1999/11/24
00139	iCube Technology Holdings Ltd.	Bermuda	1994/03/15
00167	IDT International Ltd.	Bermuda	1988/10/21
00585	Imagi International Holdings Ltd.	Bermuda	1997/03/10
00356	Incutech Investments Ltd.	Cayman Islands	2002/06/07
01398	Industrial and Commercial Bank of China Ltd. – H Shares	PRC	2006/10/27
00640	Infinity Chemical Holdings Co. Ltd.	Cayman Islands	2010/08/12
03948	Inner Mongolia Yitai Coal Co., Ltd. – H Shares	PRC	2012/07/12
00596	Inspur International Ltd.	Cayman Islands	2004/04/29
00202	Interchina Holdings Co. Ltd.	Hong Kong	n.a.
01328	International Elite Ltd.	Cayman Islands	2007/10/16
01009	International Entertainment Corporation	Cayman Islands	2000/07/31

List of listed companies on Main Board (continued)

End of 2012

Code	Company name	Incorporation	Listing date
00873	International Taifeng Holdings Ltd.	Cayman Islands	2010/06/11
01833	Intime Department Store (Group) Co. Ltd.	Cayman Islands	2007/03/20
00982	iOne Holdings Ltd.	Bermuda	2008/07/14
00929	IPE Group Ltd.	Cayman Islands	2004/11/01
01029	IRC Ltd.	Hong Kong	2010/10/21
00438	IRICO Group Electronics Co. Ltd. – H Shares	PRC	2004/12/20
00372	ITC Corporation Ltd.	Bermuda	1992/02/13
00199	ITC Properties Group Ltd.	Bermuda	1994/03/18
00776	JF Household Furnishings Ltd.	Cayman Islands	2005/10/13
00602	Jiahua Stores Holdings Ltd.	Cayman Islands	2007/05/21
01069	Jiangchen International Holdings Ltd.	Cayman Islands	2009/10/08
01366	Jiangnan Group Ltd.	Cayman Islands	2012/04/20
00177	Jiangsu Expressway Co. Ltd. – H Shares	PRC	1997/06/27
00358	Jiangxi Copper Co. Ltd. – H Shares	PRC	1997/06/12
00549	Jilin Qifeng Chemical Fiber Co., Ltd. – H Shares	PRC	2006/06/21
01239	Jin Bao Bao Holdings Ltd.	Cayman Islands	2011/11/18
02362	Jinchuan Group International Resources Co. Ltd.	Cayman Islands	2003/10/27
00350	Jingwei Textile Machinery Co. Ltd. – H Shares	PRC	1996/02/02
00872	Jinheng Automotive Safety Technology Holdings Ltd.	Cayman Islands	2004/12/09
00137	Jinhui Holdings Co. Ltd.	Hong Kong	1991/12/06
00908	Jiuzhou Development Co. Ltd.	Bermuda	1998/05/26
02327	Jiwa Bio-Pharm Holdings Ltd.	Bermuda	2003/10/14
00472	JLF Investment Co. Ltd.	Bermuda	1988/01/29
00179	Johnson Electric Holdings Ltd.	Bermuda	1984/07/11
02028	Jolimark Holdings Ltd.	Cayman Islands	2005/06/29
00647	Joyce Boutique Holdings Ltd.	Bermuda	1990/10/16
03336	Ju Teng International Holdings Ltd.	Cayman Islands	2005/11/03
01329	Juda International Holdings Ltd.	Cayman Islands	2012/04/02
00758	Junefield Department Store Group Ltd.	Bermuda	1999/12/03
03303	Jutal Offshore Oil Services Ltd.	Cayman Islands	2006/09/21
00675	K & P International Holdings Ltd.	Bermuda	1997/01/02
00173	K. Wah International Holdings Ltd.	Bermuda	1987/02/06
00822	Ka Shui International Holdings Ltd.	Cayman Islands	2007/06/27
00180	Kader Holdings Co. Ltd.	Bermuda	1985/05/24
01281	Kai Shi China Holdings Co. Ltd.	Cayman Islands	2012/01/12
01215	Kai Yuan Holdings Ltd.	Bermuda	1997/01/17
01638	Kaisa Group Holdings Ltd.	Cayman Islands	2009/12/09
02307	Kam Hing International Holdings Ltd.	Cayman Islands	2004/09/23
01059	Kantone Holdings Ltd.	Cayman Islands	1997/01/23
01159	Karce International Holdings Co. Ltd.	Bermuda	1998/03/13
00007	Karl Thomson Holdings Ltd.	Bermuda	2000/09/08
01050	Karrie International Holdings Ltd.	Bermuda	1996/12/16
00496	Kasen International Holdings Ltd.	Cayman Islands	2005/10/20
00847	Kazakhmys PLC	England	2011/06/29
00184	Keck Seng Investments (Hong Kong) Ltd.	Hong Kong	1973/02/24
02011	KEE Holdings Co. Ltd.	Cayman Islands	2011/01/12
00464	Kenford Group Holdings Ltd.	Cayman Islands	2005/06/16
00683	Kerry Properties Ltd.	Bermuda	1996/08/05
03816	KFM Kingdom Holdings Ltd.	Cayman Islands	2012/10/15
00638	Kin Yat Holdings Ltd.	Bermuda	1997/05/01
01277	Kinetic Mines and Energy Ltd.	Cayman Islands	2012/03/23
00280	King Fook Holdings Ltd.	Hong Kong	1988/03/28
00663	King Stone Energy Group Ltd.	Hong Kong	1990/11/30
00148	Kingboard Chemical Holdings Ltd.	Cayman Islands	1993/10/08
01888	Kingboard Laminates Holdings Ltd.	Cayman Islands	2006/12/07
00268	Kingdee International Software Group Co. Ltd.	Cayman Islands	2005/07/20
00528	Kingdom Holdings Ltd.	Cayman Islands	2006/12/12
01170	Kingmaker Footwear Holdings Ltd.	Bermuda	1994/09/29
03888	Kingsoft Corporation Ltd.	Cayman Islands	2007/10/09
01031	Kingston Financial Group Ltd.	Bermuda	1996/07/23
00124	Kingway Brewery Holdings Ltd.	Bermuda	1997/08/08
01195	Kingwell Group Ltd.	Cayman Islands	2003/01/20
01110	Kingworld Medicines Group Ltd.	Cayman Islands	2010/11/25
01201	Kith Holdings Ltd.	Bermuda	1998/06/23
00381	Kiu Hung Energy Holdings Ltd.	Cayman Islands	2001/01/22
00827	Ko Yo Chemical (Group) Ltd.	Cayman Islands	2003/07/10
00295	Kong Sun Holdings Ltd.	Hong Kong	1970/11/28
00034	Kowloon Development Co. Ltd.	Hong Kong	1995/07/04
00135	Kunlun Energy Co. Ltd.	Bermuda	1973/03/13
02310	Kwang Sung Electronics H.K. Co. Ltd.	Hong Kong	2003/07/04
01813	KWG Property Holding Ltd.	Cayman Islands	2007/07/03
00306	Kwoon Chung Bus Holdings Ltd.	Bermuda	1996/09/25
00558	L.K. Technology Holdings Ltd.	Cayman Islands	2006/10/16
01262	Labixiaoxin Snacks Group Ltd.	Bermuda	2011/12/09
01125	Lai Fung Holdings Ltd.	Cayman Islands	1997/11/28
00488	Lai Sun Development Co. Ltd.	Hong Kong	1988/03/11
00191	Lai Sun Garment (International) Ltd.	Hong Kong	1987/12/03
00411	Lam Soon (Hong Kong) Ltd.	Hong Kong	1972/10/31
00503	Lansen Pharmaceutical Holdings Ltd.	Cayman Islands	2010/05/07
02488	Launch Tech Co. Ltd. – H Shares	PRC	2002/10/07
00738	Le Saunda Holdings Ltd.	Bermuda	1992/12/11
00746	Lee & Man Chemical Co. Ltd.	Cayman Islands	2002/01/16
01488	Lee & Man Handbags Holding Ltd.	Cayman Islands	2011/06/27
02314	Lee & Man Paper Manufacturing Ltd.	Cayman Islands	2003/09/26
00068	Lee Hing Development Ltd.	Hong Kong	1972/11/09
00637	Lee Kee Holdings Ltd.	Cayman Islands	2006/10/04

List of listed companies on Main Board (continued)

End of 2012

Code	Company name	Incorporation	Listing date
00387	Leeport (Holdings) Ltd.	Bermuda	2003/07/10
00950	Lee's Pharmaceutical Holdings Ltd.	Cayman Islands	2002/07/15
00992	Lenovo Group Ltd.	Hong Kong	1994/02/14
00842	Leoch International Technology Ltd.	Cayman Islands	2010/11/16
01225	Lerado Group (Holding) Co. Ltd.	Bermuda	1998/12/18
00494	Li & Fung Ltd.	Bermuda	1992/07/01
02331	Li Ning Co. Ltd.	Cayman Islands	2004/06/28
00980	Lianhua Supermarket Holdings Co Ltd – H Shares	PRC	2003/06/27
01212	Lifestyle International Holdings Ltd.	Cayman Islands	2004/04/15
02005	Lijun International Pharmaceutical (Holding) Co. Ltd.	Cayman Islands	2005/12/20
03330	Lingbao Gold Co. Ltd. – H Shares	PRC	2006/01/12
00915	Linmark Group Ltd.	Bermuda	2002/05/10
00156	Lippo China Resources Ltd.	Hong Kong	n.a.
00226	Lippo Ltd.	Hong Kong	n.a.
00526	Lisi Group (Holdings) Ltd.	Bermuda	1995/10/11
00194	Liu Chong Hing Investment Ltd.	Hong Kong	1972/11/13
00973	L'Occitane International S.A.	Luxembourg	2010/05/07
00960	Longfor Properties Co. Ltd.	Cayman Islands	2009/11/19
02898	Longrun Tea Group Co. Ltd.	Cayman Islands	2002/09/05
03339	Lonking Holdings Ltd.	Cayman Islands	2005/11/17
00988	Loudong General Nice Resources (China) Holdings Ltd.	Bermuda	1994/01/21
00195	L'sea Resources International Holdings Ltd.	Cayman Islands	2008/11/12
00311	Luen Thai Holdings Ltd.	Cayman Islands	2004/07/15
00590	Luk Fook Holdings (International) Ltd.	Bermuda	1997/05/06
00366	Luks Group (Vietnam Holdings) Co., Ltd.	Bermuda	1987/01/07
00348	Lung Cheong International Holdings Ltd.	Cayman Islands	1997/09/30
00255	Lung Kee (Bermuda) Holdings Ltd.	Bermuda	1993/03/05
01108	Luoyang Glass Co. Ltd. – H Shares	PRC	1994/07/08
00323	Maanshan Iron & Steel Co. Ltd. – H Shares	PRC	1993/11/03
00231	Madex International (Holdings) Ltd.	Bermuda	n.a.
01633	Magic Holdings International Ltd.	Cayman Islands	2010/09/24
00201	Magnificent Estates Ltd.	Hong Kong	1972/11/17
01100	Mainland Headwear Holdings Ltd.	Bermuda	2000/12/13
00938	Man Sang International Ltd.	Bermuda	1997/09/26
01999	Man Wah Holdings Ltd.	Bermuda	2010/04/09
00894	Man Yue Technology Holdings Ltd.	Bermuda	1997/03/05
00945	Manulife Financial Corporation	Canada	1999/09/27
00848	Maoye International Holdings Ltd.	Cayman Islands	2008/05/05
00136	Mascotte Holdings Ltd.	Bermuda	1997/09/25
00905	Mastermind Capital Ltd.	Cayman Islands	1998/07/17
01005	Matrix Holdings Ltd.	Bermuda	1994/02/18
01116	Mayer Holdings Ltd.	Cayman Islands	2004/06/21
00419	Media China Corporation Ltd.	Cayman Islands	1987/07/08
00685	Media Chinese International Ltd.	Bermuda	1991/03/22
00391	Mei Ah Entertainment Group Ltd.	Bermuda	1993/10/18
00953	Meike International Holdings Ltd.	Cayman Islands	2010/02/01
00158	Melbourne Enterprises Ltd.	Hong Kong	1972/08/29
06883	Melco Crown Entertainment Ltd.	Cayman Islands	2011/12/07
00200	Melco International Development Ltd.	Hong Kong	n.a.
01237	Merry Garden Holdings Ltd.	Cayman Islands	2012/07/06
01618	Metallurgical Corporation of China Ltd. – H Shares	PRC	2009/09/24
00022	Mexan Ltd.	Bermuda	1972/12/14
02282	MGM China Holdings Ltd.	Cayman Islands	2011/06/03
00853	MicroPort Scientific Corporation	Cayman Islands	2010/09/24
01021	Midas Holdings Ltd.	Singapore	2010/10/06
01172	Midas International Holdings Ltd.	Cayman Islands	1996/06/12
01200	Midland Holdings Ltd.	Bermuda	1995/06/08
00459	Midland IC&I Ltd.	Cayman Islands	2001/03/15
01555	MIE Holdings Corporation	Cayman Islands	2010/12/14
01150	Milan Station Holdings Ltd.	Cayman Islands	2011/05/23
00222	Min Xin Holdings Ltd.	Hong Kong	1982/06/28
03828	Ming Fai International Holdings Ltd.	Cayman Islands	2007/11/02
00860	Ming Fung Jewellery Group Ltd.	Cayman Islands	2002/09/03
00846	Mingfa Group (International) Co. Ltd.	Cayman Islands	2009/11/13
00233	Mingyuan Medicare Development Co. Ltd.	Bermuda	1986/03/19
00230	Minmetals Land Ltd.	Bermuda	1991/12/20
00425	Minth Group Ltd.	Cayman Islands	2005/12/01
00071	Miramar Hotel & Investment Co. Ltd.	Hong Kong	n.a.
02358	Mitsumaru East Kit (Holdings) Ltd.	Cayman Islands	2004/07/15
01208	MMG Ltd.	Hong Kong	1994/12/15
00947	MOBI Development Co., Ltd.	Cayman Islands	2009/12/17
01213	Mobicon Group Ltd.	Bermuda	2001/05/07
00919	Modern Beauty Salon Holdings Ltd.	Cayman Islands	2006/02/09
01082	Modern Education Group Ltd.	Cayman Islands	2011/07/04
00072	Modern Media Holdings Ltd.	Cayman Islands	2009/09/09
00130	Moiselle International Holdings Ltd.	Cayman Islands	2002/02/11
00276	Mongolia Energy Corporation Ltd.	Bermuda	1972/08/23
00402	Mongolia Investment Group Ltd.	Cayman Islands	2006/03/14
00975	Mongolian Mining Corporation	Cayman Islands	2010/10/13
00542	Morning Star Resources Ltd.	Cayman Islands	1989/11/23
00066	MTR Corporation Ltd.	Hong Kong	2000/10/05
00898	Multifield International Holdings Ltd.	Bermuda	1998/07/31
03918	NagaCorp Ltd.	Cayman Islands	2006/10/19
00680	Nan Hai Corporation Ltd.	Bermuda	1991/02/13
01229	Nan Nan Resources Enterprise Ltd.	Bermuda	1995/04/13
00553	Nanjing Panda Electronics Co. Ltd. – H Shares	PRC	1996/05/02

List of listed companies on Main Board (continued)

End of 2012

Code	Company name	Incorporation	Listing date
01708	Nanjing Sample Technology Co. Ltd. – H Shares	PRC	2004/06/09
00212	Nanyang Holdings Ltd.	Bermuda	1954/09/15
00213	National Electronics Holdings Ltd.	Bermuda	1985/02/04
01227	National Investments Fund Ltd.	Cayman Islands	2002/09/27
00157	Natural Beauty Bio-Technology Ltd.	Cayman Islands	2002/03/28
00462	Natural Dairy (NZ) Holdings Ltd.	Cayman Islands	2005/06/10
01868	Neo-Neon Holdings Ltd.	Cayman Islands	2006/12/15
00070	Neptune Group Ltd.	Hong Kong	n.a.
00777	NetDragon Websoft Inc.	Cayman Islands	2008/06/24
00234	New Century Group Hong Kong Ltd.	Bermuda	1972/11/24
01336	New China Life Insurance Co. Ltd. – H Shares	PRC	2011/12/15
00456	New City Development Group Ltd.	Cayman Islands	1993/07/14
03989	New Environmental Energy Holdings Ltd.	Cayman Islands	2006/07/13
00360	New Focus Auto Tech Holdings Ltd.	Cayman Islands	2005/02/28
00095	New Heritage Holdings Ltd.	Cayman Islands	2005/12/02
00377	New Island Printing Holdings Ltd.	Bermuda	1993/04/19
00708	New Media Group Holdings Ltd.	Hong Kong	2008/02/12
00091	New Smart Energy Group Ltd.	Hong Kong	1981/06/29
00166	New Times Energy Corporation Ltd.	Bermuda	1998/10/13
00917	New World China Land Ltd.	Cayman Islands	1999/07/16
00825	New World Department Store China Ltd.	Cayman Islands	2007/07/12
00017	New World Development Co. Ltd.	Hong Kong	1972/11/23
00055	Newway Group Holdings Ltd.	Bermuda	1992/09/10
00342	NewOcean Energy Holdings Ltd.	Bermuda	1993/03/03
01231	Newton Resources Ltd.	Cayman Islands	2011/07/04
01323	Newtree Group Holdings Ltd.	Cayman Islands	2011/01/13
00282	Next Media Ltd.	Hong Kong	n.a.
01047	Ngai Hing Hong Co. Ltd.	Bermuda	1994/04/25
00332	Ngai Lik Industrial Holdings Ltd.	Bermuda	1992/09/25
02689	Nine Dragons Paper (Holdings) Ltd.	Bermuda	2006/03/03
02322	Noble Century Investment Holdings Ltd.	Bermuda	2003/04/09
02339	Norstar Founders Group Ltd.	Cayman Islands	2003/10/10
00061	North Asia Resources Holdings Ltd.	Bermuda	1999/07/06
00433	North Mining Shares Co. Ltd.	Bermuda	n.a.
00042	Northeast Electric Development Co. Ltd. – H Shares	PRC	1995/07/06
01048	Novo Group Ltd.	Singapore	2010/12/06
02222	NVC Lighting Holding Ltd.	Cayman Islands	2010/05/20
00659	NWS Holdings Ltd.	Bermuda	1997/04/25
00426	One Media Group Ltd.	Cayman Islands	2005/10/18
00877	O-Net Communications (Group) Ltd.	Cayman Islands	2010/04/29
01140	OP Financial Investments Ltd.	Cayman Islands	2003/03/20
00810	Opes Asia Development Ltd.	Bermuda	2002/02/28
01132	Orange Sky Golden Harvest Entertainment (Holdings) Ltd.	Bermuda	1994/11/23
00316	Orient Overseas (International) Ltd.	Bermuda	1992/07/31
00430	Oriental Explorer Holdings Ltd.	Bermuda	1993/03/30
00018	Oriental Press Group Ltd.	Hong Kong	1987/08/18
00398	Oriental Watch Holdings Ltd.	Bermuda	1993/10/12
06880	OTO Holdings Ltd.	Cayman Islands	2011/12/13
03366	Overseas Chinese Town (Asia) Holdings Ltd.	Cayman Islands	2005/11/02
01174	Pacific Andes International Holdings Ltd.	Bermuda	1994/10/03
02343	Pacific Basin Shipping Ltd.	Bermuda	2004/07/14
00432	Pacific Century Premium Developments Ltd.	Bermuda	1993/09/20
00543	Pacific Online Ltd.	Cayman Islands	2007/12/18
00767	Pacific Plywood Holdings Ltd.	Bermuda	1995/11/20
01382	Pacific Textiles Holdings Ltd.	Cayman Islands	2007/05/18
01010	PacMOS Technologies Holdings Ltd.	Bermuda	1994/02/18
00239	Pak Fah Yeow International Ltd.	Bermuda	1991/12/18
02668	Pak Tak International Ltd.	Bermuda	2001/12/06
00495	Paladin Ltd.	Bermuda	1988/07/20
00617	Paliburg Holdings Ltd.	Bermuda	1993/12/17
00556	Pan Asia Environmental Protection Group Ltd.	Cayman Islands	2007/12/21
01180	Paradise Entertainment Ltd.	Bermuda	1997/01/20
03368	Parkson Retail Group Ltd.	Cayman Islands	2005/11/30
00577	Paul Y. Engineering Group Ltd.	Bermuda	1996/04/25
00327	PAX Global Technology Ltd.	Bermuda	2010/12/20
01263	PC Partner Group Ltd.	Cayman Islands	2012/01/12
00008	PCCW Ltd.	Hong Kong	1994/10/18
00331	PCD Stores (Group) Ltd.	Cayman Islands	2009/12/15
01968	Peak Sport Products Co., Ltd.	Cayman Islands	2009/09/29
00632	Pearl Oriental Oil Ltd.	Bermuda	1993/04/30
01187	Pearl River Tyre (Holdings) Ltd.	Bermuda	1999/06/08
00676	Pegasus International Holdings Ltd.	Bermuda	1996/10/11
01822	Perception Digital Holdings Ltd.	Cayman Islands	2009/12/16
00725	Perennial International Ltd.	Bermuda	1996/12/30
01830	Perfect Shape (PRC) Holdings Ltd.	Cayman Islands	2012/02/10
00765	Perfectech International Holdings Ltd.	Bermuda	1992/10/23
00850	PetroAsian Energy Holdings Ltd.	Cayman Islands	2002/11/13
00857	PetroChina Co. Ltd. – H Shares	PRC	2000/04/07
02008	Phoenix Satellite Television Holdings Ltd.	Cayman Islands	2000/06/30
02328	PICC Property and Casualty Co. Ltd. – H Shares	PRC	2003/11/06
00752	Pico Far East Holdings Ltd.	Cayman Islands	1992/09/28
01079	Pine Technology Holdings Ltd.	Bermuda	1999/11/26
02318	Ping An Insurance (Group) Co. of China Ltd. – H Shares	PRC	2004/06/24
00224	Pioneer Global Group Ltd.	Bermuda	n.a.
00635	Playmates Holdings Ltd.	Bermuda	1994/01/06
00869	Playmates Toys Ltd.	Bermuda	2008/02/01

List of listed companies on Main Board (continued)

End of 2012

Code	Company name	Incorporation	Listing date
00379	PME Group Ltd.	Cayman Islands	2002/11/13
00221	PNG Resources Holdings Ltd.	Cayman Islands	2002/11/07
00225	Pokfulam Development Co. Ltd.	Hong Kong	1972/12/19
01141	Poly Capital Holdings Ltd.	Bermuda	1998/03/12
00119	Poly Property Group Co., Ltd.	Hong Kong	1973/08/30
00208	Polytec Asset Holdings Ltd.	Cayman Islands	1998/09/09
00589	Ports Design Ltd.	Bermuda	2003/10/31
03813	Pou Sheng International (Holdings) Ltd.	Bermuda	2008/06/06
00006	Power Assets Holdings Ltd.	Hong Kong	n.a.
01238	Powerlong Real Estate Holdings Ltd.	Cayman Islands	2009/10/14
01913	PRADA S.p.A.	Italy	2011/06/24
01259	Prince Frog International Holdings Ltd.	Cayman Islands	2011/07/15
00803	Prosperity International Holdings (H.K.) Ltd.	Bermuda	2001/08/02
00310	Prosperity Investment Holdings Ltd.	Bermuda	1992/12/21
00334	Proview International Holdings Ltd.	Bermuda	1997/06/18
02378	Prudential plc	England	2010/05/25
00626	Public Financial Holdings Ltd.	Bermuda	1991/10/03
00498	PYI Corporation Ltd.	Bermuda	1993/09/21
00516	Pyxis Group Ltd.	Bermuda	1992/09/03
01236	Qianlong Technology International Holdings Ltd.	Cayman Islands	1999/12/17
02366	Qin Jia Yuan Media Services Co. Ltd.	Cayman Islands	2004/06/30
01122	Qingling Motors Co. Ltd. – H Shares	PRC	1994/08/17
00243	QPL International Holdings Ltd.	Bermuda	1987/01/20
01332	Qualipak International Holdings Ltd.	Bermuda	2012/07/12
00952	Quam Ltd.	Bermuda	1997/09/24
03868	Qunxing Paper Holdings Co. Ltd.	Cayman Islands	2007/10/02
00901	Radford Capital Investment Ltd.	Cayman Islands	2002/02/28
00229	Raymond Industrial Ltd.	Hong Kong	1984/11/22
00802	RCG Holdings Ltd.	Bermuda	2009/02/10
00246	Real Gold Mining Ltd.	Cayman Islands	2009/02/23
02010	Real Nutriceutical Group Ltd.	Cayman Islands	2010/02/19
00078	Regal Hotels International Holdings Ltd.	Bermuda	n.a.
01997	Regent Manner International Holdings Ltd.	Cayman Islands	2007/07/10
00575	Regent Pacific Group Ltd.	Cayman Islands	1997/05/19
01387	Renhe Commercial Holdings Co. Ltd.	Cayman Islands	2008/10/22
00376	ReOrient Group Ltd.	Hong Kong	1987/07/17
00555	REXLot Holdings Ltd.	Bermuda	2000/09/28
00183	Richfield Group Holdings Ltd.	Cayman Islands	2007/09/05
00313	Richly Field China Development Ltd.	Bermuda	1993/01/05
01004	Rising Development Holdings Ltd.	Bermuda	1997/10/09
00281	Rivera (Holdings) Ltd.	Hong Kong	1973/01/23
01098	Road King Infrastructure Ltd.	Bermuda	1996/07/04
00888	RoadShow Holdings Ltd.	Bermuda	2001/06/28
00578	Rosan Resources Holdings Ltd.	Bermuda	1997/05/15
01189	Rosedale Hotel Holdings Ltd.	Bermuda	1997/10/06
01198	Royale Furniture Holdings Ltd.	Cayman Islands	2002/05/15
02288	Rykadan Capital Ltd.	Cayman Islands	2009/08/21
00251	S E A Holdings Ltd.	Bermuda	1973/10/03
01184	S.A.S. Dragon Holdings Ltd.	Bermuda	1994/10/17
00178	Sa Sa International Holdings Ltd.	Cayman Islands	1997/06/13
00237	Safety Godown Co. Ltd.	Hong Kong	1973/01/09
00451	Same Time Holdings Ltd.	Bermuda	1992/03/25
00531	Samson Holding Ltd.	Cayman Islands	2005/11/17
00731	Samson Paper Holdings Ltd.	Bermuda	1995/12/01
01910	Samsonite International S.A.	Luxembourg	2011/06/16
00236	San Miguel Brewery Hong Kong Ltd.	Hong Kong	n.a.
00482	Sandmartin International Holdings Ltd.	Bermuda	2005/05/12
01928	Sands China Ltd.	Cayman Islands	2009/11/30
00631	Sany Heavy Equipment International Holdings Co. Ltd.	Cayman Islands	2009/11/25
01768	Sateri Holdings Ltd.	Bermuda	2010/12/08
06488	SBI Holdings, Inc. – DR	Japan	2011/04/14
00583	SCMP Group Ltd.	Bermuda	1990/06/29
01399	Scud Group Ltd.	Cayman Islands	2006/12/21
00491	See Corporation Ltd.	Bermuda	1992/06/10
00205	SEEC Media Group Ltd.	Cayman Islands	1993/01/05
00981	Semiconductor Manufacturing International Corporation	Cayman Islands	2004/03/18
01812	Shandong Chenming Paper Holdings Ltd. – H Shares	PRC	2008/06/18
00568	Shandong Molong Petroleum Machinery Co. Ltd. – H Shares	PRC	2007/02/07
01066	Shandong Weigao Group Medical Polymer Co. Ltd. – H Shares	PRC	2004/02/27
00719	Shandong Xinhua Pharmaceutical Co. Ltd. – H Shares	PRC	1996/12/31
02727	Shanghai Electric Group Co. Ltd. – H Shares	PRC	2005/04/28
02196	Shanghai Fosun Pharmaceutical (Group) Co., Ltd. – H Shares	PRC	2012/10/30
00363	Shanghai Industrial Holdings Ltd.	Hong Kong	1996/05/30
00563	Shanghai Industrial Urban Development Group Ltd.	Bermuda	1993/09/10
00770	Shanghai International Shanghai Growth Investment Ltd.	Cayman Islands	1993/11/30
02006	Shanghai Jin Jiang Int'l Hotels (Group) Co. Ltd. – H Shares	PRC	2006/12/15
02607	Shanghai Pharmaceuticals Holding Co., Ltd. – H Shares	PRC	2011/05/20
02345	Shanghai Prime Machinery Co. Ltd. – H Shares	PRC	2006/04/27
01103	Shanghai Tonva Petrochemical Co., Ltd. – H Shares	PRC	2005/07/13
00755	Shanghai Zendai Property Ltd.	Bermuda	1992/10/27
00069	Shangri-La Asia Ltd.	Bermuda	1993/06/17
01335	Sheen Tai Holdings Group Co. Ltd.	Cayman Islands	2012/07/13
00851	Sheng Yuan Holdings Ltd.	Bermuda	1998/12/02
01080	Shengli Oil & Gas Pipe Holdings Ltd.	Cayman Islands	2009/12/18
00829	Shenguan Holdings (Group) Ltd.	Cayman Islands	2009/10/13
00300	Sherji Group Kunming Machine Tool Co. Ltd. – H Shares	PRC	1993/12/07

List of listed companies on Main Board (continued)

End of 2012

Code	Company name	Incorporation	Listing date
00747	Shenyang Public Utility Holdings Co. Ltd. – H Shares	PRC	1999/12/16
00218	Shenyin Wanguo (H.K.) Ltd.	Hong Kong	n.a.
00548	Shenzhen Expressway Co. Ltd. – H Shares	PRC	1997/03/12
00106	Shenzhen High-Tech Holdings Ltd.	Bermuda	1986/03/24
00152	Shenzhen International Holdings Ltd.	Bermuda	1972/09/25
00604	Shenzhen Investment Ltd.	Hong Kong	1997/03/07
02313	Shenzhou International Group Holdings Ltd.	Cayman Islands	2005/11/24
01831	ShiFang Holding Ltd.	Cayman Islands	2010/12/03
00813	Shimao Property Holdings Ltd.	Cayman Islands	2006/07/05
02728	Shinhint Acoustic Link Holdings Ltd.	Cayman Islands	2005/07/14
00312	Shirble Department Store Holdings (China) Ltd.	Cayman Islands	2010/11/17
00666	SHK Hong Kong Industries Ltd.	Hong Kong	1990/12/21
00103	Shougang Concord Century Holdings Ltd.	Hong Kong	1992/04/09
00730	Shougang Concord Grand (Group) Ltd.	Bermuda	1991/08/08
00697	Shougang Concord International Enterprises Co. Ltd.	Hong Kong	1991/04/30
00521	Shougang Concord Technology Holdings Ltd.	Hong Kong	1988/12/23
00639	Shougang Fushan Resources Group Ltd.	Hong Kong	1990/10/02
01241	Shuanghua Holdings Ltd.	Cayman Islands	2011/06/30
00272	Shui On Land Ltd.	Cayman Islands	2006/10/04
00650	Shun Cheong Holdings Ltd.	Bermuda	1992/10/07
00253	Shun Ho Resources Holdings Ltd.	Hong Kong	n.a.
00219	Shun Ho Technology Holdings Ltd.	Hong Kong	1973/05/10
00242	Shun Tak Holdings Ltd.	Hong Kong	1973/01/25
01165	Shunfeng Photovoltaic International Ltd.	Cayman Islands	2011/07/13
01142	Siberian Mining Group Co. Ltd.	Cayman Islands	2002/11/08
00107	Sichuan Expressway Co. Ltd. – H Shares	PRC	1997/10/07
00460	Sihuan Pharmaceutical Holdings Group Ltd.	Bermuda	2010/10/28
01863	Sijia Group Co. Ltd.	Cayman Islands	2010/04/29
00886	Silver Base Group Holdings Ltd.	Cayman Islands	2009/04/08
00171	Silver Grant International Industries Ltd.	Hong Kong	n.a.
01616	Silverman Holdings Ltd.	Cayman Islands	2012/07/12
02000	SIM Technology Group Ltd.	Bermuda	2005/06/30
00993	Simsen International Corporation Ltd.	Bermuda	1994/02/16
00244	Sincere Co. Ltd., The	Hong Kong	n.a.
00444	Sincere Watch (Hong Kong) Ltd.	Cayman Islands	2005/10/17
01105	Sing Tao News Corporation Ltd.	Bermuda	1996/07/10
00716	Singamas Container Holdings Ltd.	Hong Kong	1993/07/08
01177	Sino Biopharmaceutical Ltd.	Cayman Islands	2003/12/08
00395	Sino Dragon New Energy Holdings Ltd.	Cayman Islands	2002/10/28
00361	Sino Golf Holdings Ltd.	Bermuda	2000/12/20
01106	Sino Haijing Holdings Ltd.	Cayman Islands	2003/06/25
01663	Sino Harbour Property Group Ltd.	Bermuda	2011/07/22
01221	Sino Hotels (Holdings) Ltd.	Cayman Islands	1995/03/08
00083	Sino Land Co. Ltd.	Hong Kong	1981/04/08
00702	Sino Oil and Gas Holdings Ltd.	Bermuda	2000/02/09
00766	Sino Prosper State Gold Resources Holdings Ltd.	Cayman Islands	2002/05/15
00223	Sino Resources Group Ltd.	Cayman Islands	2002/04/10
00299	SinoCom Software Group Ltd.	Cayman Islands	2004/04/30
00476	Sinocop Resources (Holdings) Ltd.	Bermuda	1996/05/24
00297	Sinofert Holdings Ltd.	Bermuda	1996/09/30
00250	Sino-i Technology Ltd.	Hong Kong	n.a.
01168	Sinolink Worldwide Holdings Ltd.	Bermuda	1998/06/08
00623	SinoMedia Holding Ltd.	Hong Kong	2008/07/08
03377	Sino-Ocean Land Holdings Ltd.	Hong Kong	2007/09/28
00934	Sinopec Kantons Holdings Ltd.	Bermuda	1999/06/25
00338	Sinopec Shanghai Petrochemical Co. Ltd. – H Shares	PRC	1993/07/26
01033	Sinopec Yizheng Chemical Fibre Co. Ltd. – H Shares	PRC	1994/03/29
01099	Sinopharm Group Co. Ltd. – H Shares	PRC	2009/09/23
00729	Sinopoly Battery Ltd.	Bermuda	1991/10/03
01020	Sinoref Holdings Ltd.	Cayman Islands	2010/07/07
00724	Sino-Tech International Holdings Ltd.	Bermuda	2000/07/03
00598	Sinotrans Ltd. – H Shares	PRC	2003/02/13
00368	Sinotrans Shipping Ltd.	Hong Kong	2007/11/23
03808	Sinotruk (Hong Kong) Ltd.	Hong Kong	2007/11/28
00529	SiS International Holdings Ltd.	Bermuda	1992/08/18
01308	SITC International Holdings Co. Ltd.	Cayman Islands	2010/10/06
01023	Sitoy Group Holdings Ltd.	Cayman Islands	2011/12/06
00880	SJM Holdings Ltd.	Hong Kong	2008/07/16
00059	Skyfame Realty (Holdings) Ltd.	Bermuda	1993/11/16
00751	Skyworth Digital Holdings Ltd.	Bermuda	2000/04/07
00315	SmarTone Telecommunications Holdings Ltd.	Bermuda	1996/10/31
00198	SMI Corporation Ltd.	Bermuda	1973/02/07
00983	SOCAM Development Ltd.	Bermuda	1997/02/03
00410	SOHO China Ltd.	Cayman Islands	2007/10/08
00757	Solargiga Energy Holdings Ltd.	Cayman Islands	2008/03/31
01166	Solartech International Holdings Ltd.	Bermuda	1996/12/12
02878	Solomon Systech (International) Ltd.	Cayman Islands	2004/04/08
00967	Sound Global Ltd.	Singapore	2010/09/30
00878	Soundwill Holdings Ltd.	Bermuda	1997/03/21
00413	South China (China) Ltd.	Cayman Islands	1987/06/16
00619	South China Financial Holdings Ltd.	Hong Kong	1993/07/16
00265	South China Holdings Ltd.	Cayman Islands	n.a.
00726	South East Group Ltd.	Bermuda	1991/07/25
00076	South Sea Petroleum Holdings Ltd.	Hong Kong	1984/09/24
00252	Southeast Asia Properties & Finance Ltd.	Hong Kong	n.a.
01878	SouthGobi Resources Ltd.	Canada	2010/01/29

List of listed companies on Main Board (continued)

End of 2012

Code	Company name	Incorporation	Listing date
00970	Sparkle Roll Group Ltd.	Bermuda	1997/09/18
00337	SPG Land (Holdings) Ltd.	Cayman Islands	2006/10/10
01700	Springland International Holdings Ltd.	Cayman Islands	2010/10/21
01251	SPT Energy Group Inc.	Cayman Islands	2011/12/23
01207	SRE Group Ltd.	Bermuda	1999/12/10
02888	Standard Chartered PLC	England	2002/10/31
00485	Starlight International Holdings Ltd.	Bermuda	1988/04/12
00403	Starlite Holdings Ltd.	Bermuda	1993/03/03
01836	Stella International Holdings Ltd.	Cayman Islands	2007/07/06
00084	Stelux Holdings International Ltd.	Bermuda	1972/10/02
00852	Strong Petrochemical Holdings Ltd.	Cayman Islands	2009/01/12
00211	Styland Holdings Ltd.	Bermuda	1991/12/05
00487	Success Universe Group Ltd.	Bermuda	1988/05/03
00912	Suga International Holdings Ltd.	Bermuda	2002/09/18
00102	Summit Ascent Holdings Ltd.	Bermuda	1994/01/10
01089	Sumpo Food Holdings Ltd.	Cayman Islands	2011/01/11
06808	Sun Art Retail Group Ltd.	Hong Kong	2011/07/27
01383	Sun Century Group Ltd.	Cayman Islands	2007/02/22
00365	Sun East Technology (Holdings) Ltd.	Bermuda	2000/10/16
00125	Sun Hing Vision Group Holdings Ltd.	Bermuda	1999/05/25
00086	Sun Hung Kai & Co. Ltd.	Hong Kong	1983/10/03
00016	Sun Hung Kai Properties Ltd.	Hong Kong	1972/09/08
00547	Sun Innovation Holdings Ltd.	Bermuda	1992/07/06
00580	Sun.King Power Electronics Group Ltd.	Cayman Islands	2010/10/13
01918	Sunac China Holdings Ltd.	Cayman Islands	2010/10/07
01063	Suncorp Technologies Ltd.	Bermuda	1994/05/10
01240	Sunley Holdings Ltd.	Cayman Islands	2012/10/18
02336	Sunlink International Holdings Ltd.	Cayman Islands	2003/03/03
02382	Sunny Optical Technology (Group) Co. Ltd.	Cayman Islands	2007/06/15
02012	Sunshine Oilsands Ltd.	Canada	2012/03/01
00188	Sunwah Kingsway Capital Holdings Ltd.	Bermuda	2000/09/15
00058	Sunway International Holdings Ltd.	Bermuda	1999/09/03
01228	Superb Summit International Group Ltd.	Cayman Islands	2001/09/18
00723	Sustainable Forest Holdings Ltd.	Bermuda	1991/07/18
00019	Swire Pacific Ltd.	Hong Kong	n.a.
01972	Swire Properties Ltd.	Hong Kong	2012/01/18
01223	Symphony Holdings Ltd.	Bermuda	1995/03/01
02340	Synergis Holdings Ltd.	Bermuda	2003/10/09
01613	Synertone Communication Corporation	Cayman Islands	2012/04/18
01991	Ta Yang Group Holdings Ltd.	Cayman Islands	2007/06/08
00928	Tack Fiori International Group Ltd.	Cayman Islands	2002/04/29
00088	Tai Cheung Holdings Ltd.	Bermuda	1972/12/11
00146	Tai Ping Carpets International Ltd.	Bermuda	n.a.
00089	Tai Sang Land Development Ltd.	Hong Kong	1973/02/21
00126	Tak Sing Alliance Holdings Ltd.	Bermuda	1991/11/01
00918	Takson Holdings Ltd.	Bermuda	1997/10/15
00760	Talent Property Group Ltd.	Bermuda	1995/08/08
00693	Tan Chong International Ltd.	Bermuda	1998/07/07
01181	Tang Palace (China) Holdings Ltd.	Cayman Islands	2011/04/19
00812	Tanrich Financial Holdings Ltd.	Bermuda	2002/01/30
00573	Tao Heung Holdings Ltd.	Cayman Islands	2007/06/29
00621	Taung Gold International Ltd.	Bermuda	1995/12/18
00515	TC Orient Lighting Holdings Ltd.	Cayman Islands	2006/06/23
01136	TCC International Holdings Ltd.	Cayman Islands	1997/10/06
02618	TCL Communication Technology Holdings Ltd.	Cayman Islands	2004/09/27
01070	TCL Multimedia Technology Holdings Ltd.	Cayman Islands	1999/11/26
03823	Tech Pro Technology Development Ltd.	Cayman Islands	2007/09/06
01298	Techcomp (Holdings) Ltd.	Bermuda	2011/12/21
01206	Technovator International Ltd.	Singapore	2011/10/27
00669	Techtronic Industries Co. Ltd.	Hong Kong	1990/12/17
01143	Telefield International (Holdings) Ltd.	Cayman Islands	2011/01/27
00511	Television Broadcasts Ltd.	Hong Kong	1988/11/23
00700	Tencent Holdings Ltd.	Cayman Islands	2004/06/16
06868	Tenfu (Cayman) Holdings Co. Ltd.	Cayman Islands	2011/09/26
00093	Termbray Industries International (Holdings) Ltd.	Bermuda	1991/10/23
00277	Tern Properties Co. Ltd.	Hong Kong	n.a.
02678	Texhong Textile Group Ltd.	Cayman Islands	2004/12/09
00321	Texwinca Holdings Ltd.	Bermuda	1992/08/06
01339	The People's Insurance Co. (Group) of China Ltd. - H Shares	PRC	2012/12/07
00990	Theme International Holdings Ltd.	Bermuda	1994/01/25
00028	Tian An China Investments Co. Ltd.	Hong Kong	1987/03/18
02118	Tian Shan Development (Holding) Ltd.	Cayman Islands	2010/07/15
00266	Tian Teck Land Ltd.	Hong Kong	n.a.
00455	Tianda Pharmaceuticals Ltd.	Cayman Islands	1992/03/30
00609	Tiande Chemical Holdings Ltd.	Cayman Islands	2006/10/27
00826	Tiangong International Co. Ltd.	Cayman Islands	2007/07/26
01065	Tianjin Capital Environmental Protection Group Co. Ltd.-H Sh	PRC	1994/05/17
00882	Tianjin Development Holdings Ltd.	Hong Kong	1997/12/10
01265	Tianjin Jinran Public Utilities Co. Ltd. - H Shares	PRC	2004/01/09
03382	Tianjin Port Development Holdings Ltd.	Cayman Islands	2006/05/24
00819	Tianneng Power International Ltd.	Cayman Islands	2007/06/11
01115	Tibet 5100 Water Resources Holdings Ltd.	Cayman Islands	2011/06/30
00322	Tingyi (Cayman Islands) Holding Corp.	Cayman Islands	1996/02/05
01192	Titan Petrochemicals Group Ltd.	Bermuda	1998/06/17
02383	TOM Group Ltd.	Cayman Islands	2004/08/04
00258	Tomson Group Ltd.	Cayman Islands	n.a.

List of listed companies on Main Board (continued)

End of 2012

Code	Company name	Incorporation	Listing date
01666	Tong Ren Tang Technologies Co. Ltd. – H Shares	PRC	2000/10/31
00698	Tongda Group Holdings Ltd.	Cayman Islands	2000/12/22
00978	Tonic Industries Holdings Ltd.	Cayman Islands	1997/10/16
00333	Top Form International Ltd.	Bermuda	1991/12/16
03688	Top Spring International Holdings Ltd.	Cayman Islands	2011/03/23
02323	Topsearch International (Holdings) Ltd.	Bermuda	2002/06/21
03886	Town Health International Investments Ltd.	Bermuda	2000/10/18
01083	Towngas China Co. Ltd.	Cayman Islands	2005/12/08
00903	TPV Technology Ltd.	Bermuda	1999/10/08
00536	Tradelink Electronic Commerce Ltd.	Hong Kong	2005/10/28
00062	Transport International Holdings Ltd.	Bermuda	n.a.
00325	Trauson Holdings Co. Ltd.	Cayman Islands	2010/06/29
01235	Travel Expert (Asia) Enterprises Ltd.	Cayman Islands	2011/09/29
00696	TravelSky Technology Ltd. – H Shares	PRC	2001/02/07
01300	Trigiant Group Ltd.	Cayman Islands	2012/03/19
00891	Trinity Ltd.	Bermuda	2009/11/03
00458	Tristate Holdings Ltd.	Bermuda	1988/01/06
02468	Trony Solar Holdings Co. Ltd.	Cayman Islands	2010/10/07
00732	Truly International Holdings Ltd.	Cayman Islands	1991/07/29
00206	TSC Group Holdings Ltd.	Cayman Islands	2005/11/28
00417	Tse Sui Luen Jewellery (International) Ltd.	Bermuda	1987/06/30
00247	Tsim Sha Tsui Properties Ltd.	Hong Kong	1972/07/20
00168	Tsingtao Brewery Co. Ltd. – H Shares	PRC	1993/07/15
01314	Tsui Wah Holdings Ltd.	Cayman Islands	2012/11/26
00518	Tungtex (Holdings) Co. Ltd.	Hong Kong	1988/12/15
00687	Tysan Holdings Ltd.	Bermuda	1991/03/26
00768	UBA Investments Ltd.	Cayman Islands	2000/01/18
00620	UDL Holdings Ltd.	Bermuda	1991/09/30
00690	Uni-Bio Science Group Ltd.	Cayman Islands	2001/11/12
00220	Uni-President China Holdings Ltd.	Cayman Islands	2007/12/17
00486	United Company RUSAL Plc	Jersey	2010/01/27
00467	United Energy Group Ltd.	Bermuda	1992/04/08
00399	United Gene High-Tech Group Ltd.	Cayman Islands	2000/08/23
03933	United Laboratories International Holdings Ltd., The	Cayman Islands	2007/06/15
00176	United Pacific Industries Ltd.	Bermuda	1994/04/28
00913	Unity Investments Holdings Ltd.	Cayman Islands	1999/10/27
01026	Universal Technologies Holdings Ltd.	Cayman Islands	2001/10/26
01046	Universe International Holdings Ltd.	Bermuda	1999/07/20
00307	Up Energy Development Group Ltd.	Bermuda	1992/12/02
00335	Upbest Group Ltd.	Cayman Islands	2000/10/18
00627	U-RIGHT International Holdings Ltd.	Bermuda	2000/11/13
01002	V.S. International Group Ltd.	Cayman Islands	2002/02/08
06210	Vale S.A. – DR	Brazil	2010/12/08
00821	Value Convergence Holdings Ltd.	Hong Kong	2001/04/09
00806	Value Partners Group Ltd.	Cayman Islands	2007/11/22
01001	Van Shung Chong Holdings Ltd.	Bermuda	1994/02/18
00015	Vantage International (Holdings) Ltd.	Bermuda	2000/09/08
00710	Varitronix International Ltd.	Bermuda	1991/07/01
02317	Vedan International (Holdings) Ltd.	Cayman Islands	2003/06/27
01173	Veeko International Holdings Ltd.	Cayman Islands	1999/04/19
00539	Victory City International Holdings Ltd.	Bermuda	1996/05/13
01139	Victory Group Ltd.	Bermuda	1998/02/16
00422	Vietnam Manufacturing and Export Processing (Holdings) Ltd.	Cayman Islands	2007/12/20
03331	Vinda International Holdings Ltd.	Cayman Islands	2007/07/10
01315	Vision Fame International Holding Ltd.	Cayman Islands	2012/01/18
00862	Vision Values Holdings Ltd.	Cayman Islands	1998/10/14
00345	Vitasoy International Holdings Ltd.	Hong Kong	1994/03/30
01178	Vitop Bioenergy Holdings Ltd.	Cayman Islands	2003/02/10
00082	VODone Ltd.	Bermuda	1991/10/25
00318	Vongroup Ltd.	Cayman Islands	2001/10/09
00856	VST Holdings Ltd.	Cayman Islands	2002/05/09
00303	VTech Holdings Ltd.	Bermuda	1992/11/05
00727	VXL Capital Ltd.	Hong Kong	1998/01/16
00278	Wah Ha Realty Co. Ltd.	Hong Kong	1972/04/24
01013	Wai Chun Group Holdings Ltd.	Bermuda	1997/02/03
00660	Wai Chun Mining Industry Group Co. Ltd.	Cayman Islands	1993/02/05
00610	Wai Kee Holdings Ltd.	Bermuda	1992/08/28
00897	Wai Yuen Tong Medicine Holdings Ltd.	Bermuda	1997/10/31
01386	Walker Group Holdings Ltd.	Cayman Islands	2007/06/07
01222	Wang On Group Ltd.	Bermuda	1995/02/28
03939	Wanguo International Mining Group Ltd.	Cayman Islands	2012/07/10
00151	Want Want China Holdings Ltd.	Cayman Islands	2008/03/26
00607	Warderly International Holdings Ltd.	Cayman Islands	2002/12/18
03393	Wasion Group Holdings Ltd.	Cayman Islands	2005/12/19
01161	Water Oasis Group Ltd.	Cayman Islands	2002/03/11
00021	Waytung Global Group Ltd.	Hong Kong	n.a.
02338	Weichai Power Co. Ltd. – H Shares	PRC	2004/03/11
02698	Weiqiao Textile Co. Ltd. – H Shares	PRC	2003/09/24
00382	Welling Holding Ltd.	Hong Kong	1993/12/20
02233	West China Cement Ltd.	Jersey	2010/08/23
00004	Wharf (Holdings) Ltd., The	Hong Kong	n.a.
00020	Wheelock and Co. Ltd.	Hong Kong	n.a.
00273	Willie International Holdings Ltd.	Hong Kong	n.a.
03322	Win Hanverky Holdings Ltd.	Cayman Islands	2006/09/06
00287	Winfair Investment Co. Ltd.	Hong Kong	n.a.
00063	Winfoong International Ltd.	Bermuda	1986/02/26

List of listed companies on Main Board (continued)

End of 2012

Code	Company name	Incorporation	Listing date
00302	Wing Hang Bank, Ltd.	Hong Kong	1993/07/02
00876	Wing Lee Holdings Ltd.	Bermuda	1997/04/10
00289	Wing On Company International Ltd.	Bermuda	n.a.
00369	Wing Tai Properties Ltd.	Bermuda	1973/02/07
06838	Winox Holdings Ltd.	Cayman Islands	2011/07/20
01036	Winsor Properties Holdings Ltd.	Cayman Islands	1996/11/08
01733	Winsway Coking Coal Holdings Ltd.	British Virgin Islands	2010/10/11
00570	Winteam Pharmaceutical Group Ltd.	Hong Kong	1993/04/07
02236	Wison Engineering Services Co. Ltd.	Cayman Islands	2012/12/28
01260	Wonderful Sky Financial Group Holdings Ltd.	Cayman Islands	2012/03/30
00099	Wong's International (Holdings) Ltd.	Bermuda	1983/12/15
00532	Wong's Kong King International (Holdings) Ltd.	Bermuda	1989/07/10
00713	World Houseware (Holdings) Ltd.	Cayman Islands	1993/04/15
01282	World Wide Touch Technology (Holdings) Ltd.	Cayman Islands	2010/12/15
00305	Wuling Motors Holdings Ltd.	Bermuda	1992/11/23
01025	Wumart Stores, Inc. – H Shares	PRC	2003/11/21
01889	Wuyi International Pharmaceutical Co. Ltd.	Cayman Islands	2007/02/01
01128	Wynn Macau, Ltd.	Cayman Islands	2009/10/09
03378	Xiamen International Port Co. Ltd. – H Shares	PRC	2005/12/19
00871	Xiangyu Dredging Holdings Ltd.	Cayman Islands	2011/06/20
03666	Xiao Nan Guo Restaurants Holdings Ltd.	Cayman Islands	2012/07/04
03663	Xiezhong International Holdings Ltd.	Cayman Islands	2012/06/18
01899	Xingda International Holdings Ltd.	Cayman Islands	2006/12/21
00098	Xingfa Aluminium Holdings Ltd.	Cayman Islands	2008/03/31
00505	Xingye Copper International Group Ltd.	Cayman Islands	2007/12/27
00309	Xinhua News Media Holdings Ltd.	Cayman Islands	2003/07/25
00811	Xinhua Winshare Publishing and Media Co., Ltd. – H Shares	PRC	2007/05/30
02208	Xinjiang Goldwind Science & Technology Co., Ltd. – H Shares	PRC	2010/10/08
00840	Xinjiang Tianye Water Saving Irrigation System Co Ltd -H Shs	PRC	2008/01/24
03833	Xinjiang Xinxin Mining Industry Co., Ltd. – H Shares	PRC	2007/10/12
00868	Xinyi Glass Holdings Ltd.	Cayman Islands	2005/02/03
01266	Xiwang Special Steel Co. Ltd.	Hong Kong	2012/02/23
02088	Xiwang Sugar Holdings Co. Ltd.	Bermuda	2005/12/09
00185	Xpress Group Ltd.	Hong Kong	1972/12/20
01368	Xtep International Holdings Ltd.	Cayman Islands	2008/06/03
00075	Y. T. Realty Group Ltd.	Bermuda	1984/11/12
00346	Yanchang Petroleum International Ltd.	Bermuda	2001/04/19
00294	YangtzeKiang Garment Ltd.	Hong Kong	n.a.
02218	Yantai North Andre Juice Co. Ltd. – H Shares	PRC	2003/04/22
01171	Yanzhou Coal Mining Co. Ltd. – H Shares	PRC	1998/04/01
01230	Yashili International Holdings Ltd.	Cayman Islands	2010/11/01
00406	Yau Lee Holdings Ltd.	Bermuda	1991/08/29
00259	Yeebo (International Holdings) Ltd.	Bermuda	1993/09/01
00375	YGM Trading Ltd.	Hong Kong	1988/01/25
02168	Yingde Gases Group Co. Ltd.	Cayman Islands	2009/10/08
00408	Yip's Chemical Holdings Ltd.	Cayman Islands	1991/08/22
02788	Yorkey Optical International (Cayman) Ltd.	Cayman Islands	2006/02/10
02268	Youyuan International Holdings Ltd.	Cayman Islands	2010/05/27
02789	Yuanda China Holdings Ltd.	Cayman Islands	2011/05/17
00629	Yue Da Mining Holdings Ltd.	Cayman Islands	2001/11/29
00551	Yue Yuen Industrial (Holdings) Ltd.	Bermuda	1992/07/02
01191	Yueshou Environmental Holdings Ltd.	Bermuda	1994/10/26
00123	Yuexiu Property Co. Ltd.	Hong Kong	1992/12/15
01052	Yuexiu Transport Infrastructure Ltd.	Bermuda	1997/01/30
00613	Yugang International Ltd.	Bermuda	1993/11/12
00096	Yusei Holdings Ltd.	Cayman Islands	2005/10/13
01628	Yuzhou Properties Co. Ltd.	Cayman Islands	2009/11/02
02098	Zall Development Group Ltd.	Cayman Islands	2011/07/13
01818	Zhaojin Mining Industry Co. Ltd. – H Shares	PRC	2006/12/08
00576	Zhejiang Expressway Co. Ltd. – H Shares	PRC	1997/05/15
00739	Zhejiang Glass Co. Ltd. – H Shares	PRC	2001/12/10
01057	Zhejiang Shibao Co. Ltd. – H Shares	PRC	2006/05/16
03363	Zhengye International Holdings Co. Ltd.	Bermuda	2011/06/03
00564	Zhengzhou Coal Mining Machinery Group Co. Ltd. – H Shares	PRC	2012/12/05
01220	Zhidao International (Holdings) Ltd.	Bermuda	1997/09/23
00672	Zhong An Real Estate Ltd.	Cayman Islands	2007/11/13
00475	Zhong Fa Zhan Holdings Ltd.	Cayman Islands	2007/04/17
01064	Zhong Hua International Holdings Ltd.	Bermuda	1997/10/13
00909	Zhongda International Holdings Ltd.	Bermuda	2001/11/01
00881	Zhongsheng Group Holdings Ltd.	Cayman Islands	2010/03/26
02379	Zhongtian International Ltd.	Cayman Islands	2004/09/22
03633	Zhongyu Gas Holdings Ltd.	Cayman Islands	2001/06/05
01176	Zhuguang Holdings Group Co. Ltd.	Bermuda	1996/12/09
03898	Zhuzhou CSR Times Electric Co., Ltd. – H Shares	PRC	2006/12/20
02899	Zijin Mining Group Co., Ltd. – H Shares	PRC	2003/12/23
00948	Z-Obee Holdings Ltd.	Bermuda	2010/03/01
01157	Zoomlion Heavy Industry Science and Technology Co., Ltd.-Hsh	PRC	2010/12/23
00763	ZTE Corporation – H Shares	PRC	2004/12/09

n.a. Information is not available

List of listed companies on GEM

End of 2012

Code	Company name	Incorporation	Listing date
08131	abc Multiactive Ltd.	Bermuda	2001/01/31
08061	AcrossAsia Ltd.	Cayman Islands	2000/07/13
08210	Advanced Card Systems Holdings Ltd.	Cayman Islands	2003/11/10
08279	AGTech Holdings Ltd.	Bermuda	2004/01/19
08298	AKM Industrial Co. Ltd.	Hong Kong	2004/08/18
08295	Asian Capital Holdings Ltd.	Cayman Islands	2010/06/18
08025	Asian Capital Resources (Holdings) Ltd.	Cayman Islands	1999/12/16
08148	Aurum Pacific (China) Group Ltd.	Cayman Islands	2004/01/09
08095	Beijing Beida Jade Bird Universal Sci-Tech Co. Ltd. – H Shs	PRC	2000/07/27
08220	Bingo Group Holdings Ltd.	Cayman Islands	2002/11/12
08035	Binhai Investment Co. Ltd.	Bermuda	2000/03/16
08247	Biosino Bio-Technology and Science Incorporation – H Shares	PRC	2006/02/27
08219	Branding China Group Ltd.	Cayman Islands	2012/04/27
08312	Brilliance Worldwide Holdings Ltd.	Cayman Islands	2010/11/25
08235	CCID Consulting Co. Ltd. – H Shares	PRC	2002/12/12
08212	Celebrate International Holdings Ltd.	Cayman Islands	2002/05/14
08020	Chanceton Financial Group Ltd.	Cayman Islands	2011/10/12
08217	Changan Minsheng APLL Logistics Co., Ltd. – H Shares	PRC	2006/02/23
08208	Changmao Biochemical Engineering Co. Ltd. – H Shares	PRC	2002/06/28
08087	China 33 Media Group Ltd.	Cayman Islands	2011/02/28
08078	China 3D Digital Entertainment Ltd.	Bermuda	2000/12/19
08186	China Asean Resources Ltd.	Bermuda	2001/12/31
08090	China Assurance Finance Group Ltd.	Cayman Islands	2012/01/06
08176	China AU Group Holdings Ltd.	Cayman Islands	2002/02/19
08321	China Automotive Interior Decoration Holdings Ltd.	Cayman Islands	2010/09/29
08129	China Bio Cassava Holdings Ltd.	Cayman Islands	2001/05/18
08158	China Bio-Med Regeneration Technology Ltd.	Cayman Islands	2001/07/18
08240	China City Railway Transportation Technology Hldgs Co. Ltd.	Cayman Islands	2012/05/16
08206	China Communication Telecom Services Co. Ltd.	Cayman Islands	2002/11/15
08016	China Data Broadcasting Holdings Ltd.	Bermuda	2000/01/24
08175	China Digital Licensing (Group) Ltd.	Bermuda	2003/02/25
08166	China Eco-Farming Ltd.	Bermuda	2002/02/05
08055	China E-Learning Group Ltd.	Cayman Islands	2001/12/05
08116	China Fortune Investments (Holding) Ltd.	Cayman Islands	2000/07/25
08128	China Ground Source Energy Ltd.	Cayman Islands	2001/11/30
08178	China Information Technology Development Ltd.	Cayman Islands	2001/12/11
08083	China Innovationpay Group Ltd.	Bermuda	2000/04/14
08270	China Leason CBM & Shale Gas Group Co. Ltd.	Cayman Islands	2003/08/12
08161	China LotSynergy Holdings Ltd.	Bermuda	2001/10/26
08172	China Media and Films Holdings Ltd.	Bermuda	2002/03/26
08250	China Natural Investment Co. Ltd.	Cayman Islands	2004/06/18
08047	China Neng Xiao Technology (Group) Ltd.	Bermuda	2001/11/01
08071	China Netcom Technology Holdings Ltd.	Cayman Islands	2001/03/02
08306	China Nonferrous Metals Co. Ltd.	Bermuda	2005/02/28
08117	China Primary Resources Holdings Ltd.	Cayman Islands	2001/12/13
08089	China Railway Logistics Ltd.	Bermuda	2000/05/18
08111	China Technology Solar Power Holdings Ltd.	Cayman Islands	2001/01/03
08171	China Trends Holdings Ltd.	Cayman Islands	2002/07/31
08232	China U-Ton Holdings Ltd.	Cayman Islands	2012/06/12
08156	China Vanguard Group Ltd.	Cayman Islands	2002/11/12
08006	China.com Inc.	Cayman Islands	2000/03/09
08009	Chinese Energy Holdings Ltd.	Hong Kong	2000/03/31
08272	Chinese Food and Beverage Group Ltd.	Cayman Islands	2003/06/27
08233	CIG Yangtze Ports PLC	Cayman Islands	2005/09/16
08098	CL Group (Holdings) Ltd.	Cayman Islands	2011/03/08
08356	CNC Holdings Ltd.	Cayman Islands	2010/08/30
08153	Code Agriculture (Holdings) Ltd.	Bermuda	2001/03/30
08190	Combest Holdings Ltd.	Cayman Islands	2002/02/08
08081	Computech Holdings Ltd.	Cayman Islands	2000/06/19
08109	Creative Energy Solutions Holdings Ltd.	Bermuda	2002/01/31
08207	Credit China Holdings Ltd.	Cayman Islands	2010/11/19
08088	Crosby Capital Ltd.	Cayman Islands	2000/04/17
08243	Dahe Media Co. Ltd. – H Shares	PRC	2003/11/13
08007	DIGITALHONGKONG.COM	Cayman Islands	2000/04/17
08337	Directel Holdings Ltd.	Cayman Islands	2010/06/02
08169	Eco-Tek Holdings Ltd.	Cayman Islands	2001/12/05
08213	Epicurean and Co., Ltd.	Cayman Islands	2003/03/18
08086	ePRO Ltd.	Cayman Islands	2000/08/02
08031	ETS Group Ltd.	Cayman Islands	2012/01/09
08132	Fairson Holdings Ltd.	Cayman Islands	2011/05/18
08108	FAVA International Holdings Ltd.	Bermuda	2000/07/14
08317	Finet Group Ltd.	Bermuda	2005/01/07
08123	First China Financial Network Holdings Ltd.	Cayman Islands	2002/01/11
08215	First Credit Holdings Ltd.	Cayman Islands	2011/12/13
08030	Flying Financial Service Holdings Ltd.	Cayman Islands	2012/05/07
08112	Focus Media Network Ltd.	Cayman Islands	2011/07/28
08126	G.A. Holdings Ltd.	Cayman Islands	2002/06/17
08179	Gayety Holdings Ltd.	Cayman Islands	2011/07/08
08271	Global Digital Creations Holdings Ltd.	Bermuda	2003/08/04
08192	Global Energy Resources International Group Ltd.	Bermuda	2002/11/29
08060	Global Link Communications Holdings Ltd.	Cayman Islands	2002/11/13
08159	Glory Mark Hi-Tech (Holdings) Ltd.	Cayman Islands	2002/01/04
08299	Grand T G Gold Holdings Ltd.	Cayman Islands	2004/09/23
08003	Great World Company Holdings Ltd.	Cayman Islands	1999/12/02
08193	GreaterChina Professional Services Ltd.	Cayman Islands	2011/05/31
08261	Haitian Hydropower International Ltd.	Cayman Islands	2012/07/06

List of listed companies on GEM (continued)

End of 2012

Code	Company name	Incorporation	Listing date
08019	Hao Wen Holdings Ltd.	Cayman Islands	2001/07/20
08292	HC International, Inc.	Cayman Islands	2003/12/17
08046	Heng Xin China Holdings Ltd.	Bermuda	2003/04/16
08137	Honbridge Holdings Ltd.	Cayman Islands	2002/01/08
08048	Hong Kong Jewellery Holding Ltd.	Bermuda	2000/06/30
08085	Hong Kong Life Sciences and Technologies Group Ltd.	Cayman Islands	2002/03/07
08143	Hua Xia Healthcare Holdings Ltd.	Cayman Islands	2002/05/10
08202	Inno-Tech Holdings Ltd.	Bermuda	2002/08/12
08092	ITE (Holdings) Ltd.	Cayman Islands	2001/02/21
08165	Jian ePayment Systems Ltd.	Cayman Islands	2001/12/10
08045	Jiangsu Nandasoft Technology Co. Ltd. – H Shares	PRC	2001/04/24
08049	Jilin Province Huinan Changlong Bio-pharmacy Co. Ltd. -H shs	PRC	2001/05/24
08203	Kaisun Energy Group Ltd.	Cayman Islands	2004/01/20
08351	Larry Jewelry International Co. Ltd.	Bermuda	2009/10/07
08160	Legend Strategy International Holdings Group Co. Ltd.	Cayman Islands	2011/07/15
08122	LifeTech Scientific Corporation	Cayman Islands	2011/11/10
08017	Long Success International (Holdings) Ltd.	Bermuda	2000/08/17
08037	Longlife Group Holdings Ltd.	Cayman Islands	2004/06/17
08041	Luxey International (Holdings) Ltd.	Cayman Islands	2000/07/07
08100	M Dream Inworld Ltd.	Cayman Islands	2001/12/31
08146	Mastercraft International Holdings Ltd.	Cayman Islands	2012/07/20
08075	Media Asia Group Holdings Ltd.	Bermuda	2001/05/31
08242	Megalogic Technology Holdings Ltd.	Cayman Islands	2012/01/19
08198	MelcoLot Ltd.	Cayman Islands	2002/05/17
08163	Merdeka Resources Holdings Ltd.	Cayman Islands	2002/03/07
08239	Ming Kei Holdings Ltd.	Bermuda	2002/11/15
08266	Mobile Telecom Network (Holdings) Ltd.	Cayman Islands	2003/05/09
08188	Mudan Automobile Shares Co. Ltd. – H Shares	PRC	2001/12/18
08228	National Arts Holdings Ltd.	Bermuda	2002/10/17
08167	Neo Telemedia Ltd.	Cayman Islands	2002/08/06
08256	Netel Technology (Holdings) Ltd.	Cayman Islands	2002/12/20
08068	New Universe International Group Ltd.	Cayman Islands	2000/05/18
08249	Ningbo WanHao Holdings Co. Ltd. – H Shares	PRC	2003/11/14
08246	Noble House (China) Holdings Ltd.	Cayman Islands	2011/12/30
08080	North Asia Strategic Holdings Ltd.	Bermuda	2000/04/20
08197	Northeast Tiger Pharmaceutical Co. Ltd. – H Shares	PRC	2002/02/28
08325	Oriental City Group Holdings Ltd.	Cayman Islands	2009/08/28
08120	Oriental Unicorn Agricultural Group Ltd.	Cayman Islands	2001/04/10
08173	Pan Asia Mining Ltd.	Cayman Islands	2002/05/09
08039	Pegasus Entertainment Holdings Ltd.	Cayman Islands	2012/10/31
08066	Phoenitron Holdings Ltd.	Cayman Islands	2001/12/20
08053	Pizu Group Holdings Ltd.	Cayman Islands	2004/08/06
08011	Polyard Petroleum International Group Ltd.	Cayman Islands	2002/07/12
08236	Powerleader Science & Technology Group Ltd. – H Shares	PRC	2002/12/12
08265	Powerwell Pacific Holdings Ltd.	Bermuda	2011/01/26
08026	Prosten Technology Holdings Ltd.	Cayman Islands	2000/03/28
08012	RENHENG Enterprise Holdings Ltd.	Cayman Islands	2011/11/18
08096	Ruifeng Petroleum Chemical Holdings Ltd.	Cayman Islands	2002/02/27
08082	Sage International Group Ltd.	Bermuda	2001/11/02
08253	Sanmenxia Tianyuan Aluminum Co. Ltd. – H Shares	PRC	2004/07/13
08200	Sau San Tong Holdings Ltd.	Cayman Islands	2003/11/19
08150	Seamless Green China (Holdings) Ltd.	Bermuda	2001/08/10
08258	Shaanxi Northwest New Technology Industry Co. Ltd. -H Shares	PRC	2003/07/03
08058	Shandong Luoxin Pharmacy Stock Co. Ltd. – H Shares	PRC	2005/12/09
08102	Shanghai Fudan Microelectronics Group Co. Ltd. – H Shares	PRC	2000/08/04
08231	Shanghai Fudan-Zhangjiang Bio-Pharmaceutical Co. Ltd. -H Shs	PRC	2002/08/13
08205	Shanghai Jiada Withub Information Industrial Co Ltd – H Shs	PRC	2002/07/31
08115	Shanghai Qingpu Fire-Fighting Equipment Co. Ltd. – H Shares	PRC	2004/06/30
08286	Shanxi Changcheng Microlight Equipment Co. Ltd. – H Shares	PRC	2004/05/18
08301	Shenzhen Mingwah Aohan High Technology Corp. Ltd. – H Shares	PRC	2004/07/07
08329	Shenzhen Neptunus Interlong Bio-Technique Co. Ltd. -H Shares	PRC	2005/09/12
08076	Sing Lee Software (Group) Ltd.	Bermuda	2001/09/05
08010	Sing Pao Media Enterprises Ltd.	Cayman Islands	2000/06/01
08296	Sino-Life Group Ltd.	Cayman Islands	2009/09/09
08155	South China Land Ltd.	Cayman Islands	2002/07/18
08291	South West Eco Development Ltd.	Cayman Islands	2012/12/14
08029	Sun International Resources Ltd.	Cayman Islands	2000/12/14
08008	Sunevision Holdings Ltd.	Cayman Islands	2000/03/17
08226	Sunrise (China) Technology Group Ltd.	Cayman Islands	2002/07/19
08103	Tai Shing International (Holdings) Ltd.	Cayman Islands	2000/09/08
08051	TeleEye Holdings Ltd.	Cayman Islands	2001/05/08
08119	Thiz Technology Group Ltd.	Cayman Islands	2001/07/27
08348	Tianjin Binhai Teda Logistics (Group) Corporation Ltd.-H Shs	PRC	2008/04/30
08189	Tianjin TEDA Biomedical Engineering Co. Ltd. – H Shares	PRC	2002/06/18
08028	Timeless Software Ltd.	Hong Kong	1999/11/25
08022	TLT Lottotainment Group Ltd.	Hong Kong	2001/08/13
08063	Trasy Gold Ex Ltd.	Cayman Islands	2000/12/07
08229	Tungda Innovative Lighting Holdings Ltd.	Cayman Islands	2002/07/26
08168	UKF (Holdings) Ltd.	Cayman Islands	2012/08/24
08079	Unlimited Creativity Holdings Ltd.	Bermuda	2001/10/15
08225	Venturepharm Laboratories Ltd.	Cayman Islands	2003/07/10
08340	Vinco Financial Group Ltd.	Cayman Islands	2008/05/20
08032	Viva China Holdings Ltd.	Cayman Islands	2000/04/06
08033	Vodatel Networks Holdings Ltd.	Bermuda	2000/02/25
08269	Wealth Glory Holdings Ltd.	Cayman Islands	2010/10/14
08021	WLS Holdings Ltd.	Cayman Islands	2001/12/07

List of listed companies on GEM *(continued)*

End of 2012

Code	Company name	Incorporation	Listing date
08227	Xi'an Haitian Antenna Technologies Co. Ltd. – H Shares	PRC	2003/11/05
08050	Yunbo Digital Synergy Group Ltd.	Cayman Islands	2000/07/24

List of exchange traded funds

End of 2012

Code	Name	Listing date
02819	ABF Hong Kong Bond Index Fund	2005/06/21
02821	ABF Pan Asia Bond Index Fund	2005/07/07
03188	ChinaAMC CSI 300 Index ETF – HKD	2012/07/17
83188	ChinaAMC CSI 300 Index ETF – RMB	2012/07/17
03051	CICC-SZSE 100 Index Tracker	2010/01/29
02842	CMS CSI Overseas Mainland Enterprises ETF	2011/11/01
82822	CSOP FTSE China A50 ETF	2012/08/28
02822	CSOP FTSE China A50 ETF	2012/08/28
03071	Da Cheng CSI China Mainland Consumer Tracker	2010/07/15
03022	Da Cheng CSI HK Private-owned Mainland Enterprises Tracker	2010/12/20
03077	Da Cheng CSI HK State-owned Mainland Enterprises Tracker	2010/12/20
03061	db x-trackers CSI300 Banks Index ETF	2010/03/25
03025	db x-trackers CSI300 Consumer Discretionary Index ETF	2010/03/25
03017	db x-trackers CSI300 Energy Index ETF	2010/03/25
02844	db x-trackers CSI300 Financials Index ETF	2010/03/25
03057	db x-trackers CSI300 Health Care Index ETF	2010/03/25
03049	db x-trackers CSI300 Index ETF	2010/03/25
03005	db x-trackers CSI300 Industrials Index ETF	2010/03/25
03062	db x-trackers CSI300 Materials Index ETF	2010/03/25
02816	db x-trackers CSI300 Real Estate Index ETF	2010/03/25
03063	db x-trackers CSI300 Transportation Index ETF	2010/03/25
03052	db x-trackers CSI300 Utilities Index ETF	2010/03/25
03007	db x-trackers FTSE China 25 ETF	2009/07/08
03087	db x-trackers FTSE Vietnam ETF	2009/07/08
03026	db x-trackers II Australian Dollar Cash ETF	2012/01/12
03048	db x-trackers MSCI Brazil TRN Index ETF	2010/02/24
03055	db x-trackers MSCI China TRN Index ETF	2012/01/12
03035	db x-trackers MSCI EM Asia TRN Index ETF	2010/02/24
03009	db x-trackers MSCI Emerging Markets TRN Index ETF	2010/02/24
03045	db x-trackers MSCI India TRN Index ETF	2012/01/12
03099	db x-trackers MSCI Indonesia TRN Index ETF	2012/01/12
02848	db x-trackers MSCI Korea TRN Index ETF	2009/07/08
03082	db x-trackers MSCI Malaysia TRN Index ETF	2012/01/12
03043	db x-trackers MSCI Pacific Ex Japan TRN Index ETF	2010/02/24
03027	db x-trackers MSCI Russia Capped Index ETF	2010/02/24
03036	db x-trackers MSCI Taiwan TRN Index ETF	2009/06/30
03092	db x-trackers MSCI Thailand TRN Index ETF	2012/01/12
03020	db x-trackers MSCI USA TRN Index ETF	2009/07/08
03019	db x-trackers MSCI World TRN Index ETF	2010/02/24
03015	db x-trackers S&P CNX NIFTY ETF	2009/07/08
03011	db x-trackers US Dollar Cash ETF	2009/08/27
03100	E Fund CSI 100 A-Shares Index ETF – HKD	2012/08/27
83100	E Fund CSI 100 A-Shares Index ETF – RMB	2012/08/27
02830	ETFS Physical Gold ETF	2012/11/28
03119	ETFS Physical Platinum ETF	2012/11/28
03117	ETFS Physical Silver ETF	2012/11/28
02838	Hang Seng FTSE China 25 Index ETF	2005/06/08
02828	Hang Seng H-Share Index ETF	2003/12/10
02833	Hang Seng Index ETF	2004/09/21
83168	Hang Seng RMB Gold ETF	2012/02/14
03118	Harvest MSCI China A Index ETF – HKD	2012/10/12
83118	Harvest MSCI China A Index ETF – RMB	2012/10/12

List of exchange traded funds (continued)

End of 2012

Code	Name	Listing date
02835	Horizons KOSPI 200 ETF	2011/01/17
03076	Horizons S&P Asia ex JANZ Energy ETF	2012/01/27
03064	Horizons S&P Asia ex JANZ Financials ETF	2012/01/27
03075	Horizons S&P Asia ex JANZ Industrials ETF	2012/01/27
03066	Horizons S&P Asia ex JANZ IT ETF	2012/01/27
03078	Horizons S&P Asia ex JANZ Materials ETF	2012/01/27
03054	Horizons S&P Emerging Asia Consumer ETF	2012/01/27
03056	Horizons S&P Global Consumer Brands ETF	2012/01/27
00820	HSBC China Dragon Fund	2007/07/20
03033	HSBC MSCI China ETF	2011/04/18
03088	HSBC MSCI Golden Dragon ETF	2011/04/18
03000	HSBC MSCI Hong Kong ETF	2011/04/18
03083	HSBC MSCI Taiwan ETF	2011/04/18
02836	iShares BSE SENSEX India Index ETF	2006/11/02
02846	iShares CSI 300 A-Share Index ETF	2009/11/18
03001	iShares CSI A-Share Consumer Discretionary Index ETF	2010/07/20
02841	iShares CSI A-Share Consumer Staples Index ETF	2010/07/20
03050	iShares CSI A-Share Energy Index ETF	2009/11/18
02829	iShares CSI A-Share Financials Index ETF	2009/11/18
03006	iShares CSI A-Share Infrastructure Index ETF	2009/11/18
03039	iShares CSI A-Share Materials Index ETF	2009/11/18
02823	iShares FTSE A50 China Index ETF	2004/11/18
03010	iShares MSCI Asia APEX 50 Index ETF	2009/04/23
03032	iShares MSCI Asia APEX Mid Cap Index ETF	2009/04/23
03004	iShares MSCI Asia APEX Small Cap Index ETF	2009/04/23
02801	iShares MSCI China Index ETF	2001/11/28
02802	iShares MSCI Emerging Asia Index ETF	2009/04/23
04362	iShares MSCI South Korea Index Fund	n.a.
04363	iShares MSCI Taiwan Index Fund	n.a.
02824	Lippo Select HK & Mainland Property ETF	2012/09/26
02301	New Era PRC Fund	2002/06/25
03070	Ping An of China CSI HK Dividend ETF	2012/02/15
03072	Ping An of China CSI HK Mid Cap Select ETF	2012/02/15
02818	Ping An of China CSI RAFI A-Share 50 ETF	2010/05/07
03098	Ping An of China CSI RAFI HK50 ETF	2012/02/15
03002	Polaris Taiwan Top 50 Tracker Fund (H.K.)	2009/08/19
03073	SPDR FTSE Greater China ETF	2010/09/20
02840	SPDR Gold Trust	2008/07/31
02800	Tracker Fund of Hong Kong	1999/11/12
03046	Value China ETF	2009/12/15
03081	Value Gold ETF	2010/11/03
03084	Value Japan ETF	2012/05/28
03041	Value Korea ETF	2012/05/28
03060	Value Taiwan ETF	2012/05/28
02827	W.I.S.E – CSI 300 China Tracker	2007/07/17
02825	W.I.S.E. – CSI HK 100 Tracker	2008/05/15
02817	W.I.S.E. – CSI HK Listed Mainland Consumption Tracker	2011/01/11
02839	W.I.S.E. – CSI HK Listed Mainland Real Estate Tracker	2011/01/11
03024	W.I.S.E. – SSE 50 China Tracker	2009/04/15
03091	XIE Shares India (S&P CNX Nifty) ETF	2012/02/21
03031	XIE Shares Indonesia (LQ45) ETF	2012/02/21
03090	XIE Shares Korea (KOSPI 200) ETF	2012/02/16

List of exchange traded funds *(continued)*

End of 2012

Code	Name	Listing date
03029	XIE Shares Malaysia (FTSE Bursa Malaysia KLCI) ETF	2012/02/16
03037	XIE Shares Philippines (PSEi) ETF	2012/02/21
03089	XIE Shares Taiwan (TAIEX) ETF	2012/02/16
03069	XIE Shares Thailand (SET50) ETF	2012/02/16

Under the pilot programme for trading only stock

Technical notes to tables

1. Annual turnover velocity

$$\text{Annual turnover velocity} = \frac{\text{Annual market turnover in value}}{\text{Total market capitalisation}} \times 100\%$$

2. Average book value ratio

$$\text{Average book value ratio} = \frac{\text{Total market capitalisation}}{\text{Total net assets of all listed stocks}}$$

3. Average dividend yield

$$\text{Average dividend yield} = \frac{\sum(\text{DPS} \times \text{No. of issued shares})}{\sum(\text{Closing price} \times \text{No. of issued shares})} \times 100\%$$

Dividend per share (DPS) is annualised and adjusted as and when bonus and rights issues, share splits and consolidations are made.

Number of issued shares represents year end number.

4. Average price earning ratio

$$\text{Average P/E Ratio} = \frac{\sum(\text{Closing price} \times \text{No. of issued shares})}{\sum(\text{EPS} \times \text{No. of issued shares})}$$

Earnings per share (EPS) is derived by dividing the consolidated profit after taxation less minority interests and preference dividends and before extraordinary items by the weighted average of number of issued shares during the corresponding financial year.

EPS is annualised and adjusted as and when bonus and rights issues, share splits and consolidations are made.

Number of issued shares represents year end number.

5. China-controlled company (Red Chip)

A company is deemed to be China-controlled company (Red Chip), if

- (1) the company has at least 30% shareholding held in aggregate directly by Mainland China entities, and/or through companies which are controlled by Mainland China entities. Or
- (2) the company has below 30% but 20% or above shareholding held in aggregate directly by Mainland China entities, and/or through companies which are controlled by Mainland China entities and, there is a strong influential presence, on a judgmental basis, on the company's board of directors.

Mainland China entities include state-owned organisations and entities controlled by provincial or municipal authorities.

6. Contract volume (options)

The number of contracts traded, counted on a one-way basis.

Technical notes to tables *(continued)*

7. H shares

Shares issued by a PRC issuer under PRC law and listed on the SEHK, the par value of which is denominated in Renminbi, and which are subscribed for and traded in Hong Kong dollars.

8. Listed company

A company in respect of which all or some of the equity securities are listed on the SEHK.

9. Number of listed securities

The total number of ordinary shares, preferred ordinary/preference shares, warrants, CBBC, ELI, debt securities and unit trust/mutual fund listed on the SEHK.

10. Open interest (options)

The total number of options contracts which are outstanding, i.e. not closed or exercised, as at the relevant date.

11. Premium (options)

Total amount payable by holders and payable to writers of options contracts in aspect of the writing of those contracts.

12. Total market capitalisation

The aggregate capitalisation of all listed companies which are regarded as domestic companies and foreign companies solely listed on the SEHK except those under suspension for over one year.

13. Trading volume and value

Figures of trading volume and value are counted on a one-way basis.

Acronyms

AMS	Automatic Order Matching and Execution System
AMS/3	Automatic Order Matching and Execution System/Third Generation
CBBC	Callable Bull/Bear Contract
CCASS	Central Clearing and Settlement System
CNS	Continuous Net Settlement
DCASS	Derivatives Clearing and Settlement System
DR	Depository Receipt
DW	Derivative Warrant
ELI	Equity Linked Instrument
ETF	Exchange Traded Fund
EW	Equity Warrant
GEM	Growth Enterprise Market
HIBOR	Hong Kong Interbank Offered Rate
HKATS	Hong Kong Futures Automated Trading System
HKCC	HKFE Clearing Corporation Ltd
HKCE	Hong Kong Commodity Exchange Ltd
HKEx	Hong Kong Exchanges and Clearing Ltd
HKFE	Hong Kong Futures Exchange Ltd
HKMA	Hong Kong Monetary Authority
HKSCC	Hong Kong Securities Clearing Co Ltd
HSCCI	Hang Seng China-Affiliated Corporations Index
HSCEI	Hang Seng China Enterprises Index
HSI	Hang Seng Index
HSICS	Hang Seng Industry Classification System
iIPO	Internet Initial Public Offering
IPO	Initial public offering
ISI	Investor settlement instruction
NASDAQ	National Association of Securities Dealer Automated Quotations
ORS	Order Routing System
P/E ratio	Price/earnings ratio
REITs	Real Estate Investment Trusts
RQFII	RMB Qualified Foreign Institutional Investors
S&P	Standard and Poors
SEHK	Stock Exchange of Hong Kong Ltd, The
SEOCH	SEHK Options Clearing House Ltd, The
SFC	Securities and Futures Commission, The
SFO	Securities and Futures Ordinance
SI	Settlement instruction
SS	Stapled securities