



SECURITIES AND
DERIVATIVES MARKETS
QUARTERLY REPORT

First Quarter 2009

Market Highlights

Main Board

Highlights	1st Quarter 2009	1st Quarter 2008
No. of listed companies	1,092	1,055
No. of listed securities	5,353	6,508
Equities		
Ordinary shares	1,093	1,056
Preference shares	2	2
Warrants	2,541	5,036
Equity	31	36
Derivative	2,510	5,000
Equity linked instrument	0	0
Callable bull/bear contracts	1,513	214
Unit trusts/mutual funds	33	26
Debt securities	171	174
No. of trading only stocks		
Nasdaq stocks	7	7
iShares	2	2
No. of trading days	60	60
Total turnover in value (HK\$ mil.)	2,679,064.53	5,901,036.22
Total turnover in shares (Mil. shs)	4,492,698.64	9,241,815.58
Total number of trades (deals)	31,884,432	38,115,220
Total market capitalisation (HK\$ mil.)	10,080,762.91	16,825,275.91
Average P/E ratio (times)	8.99	13.68
Average dividend yield (%)	4.90	2.78
Number of exchange participants		
– Trading	452	445
– Non-trading	37	36
Turnover in value (HK\$ mil.)		
Highest	90,021.72 (07/01)	156,353.59 (23/01)
Lowest	28,531.97 (12/03)	63,687.78 (25/02)
Turnover in shares (Mil. shs)		
Highest	109,278.63 (14/01)	210,124.88 (11/01)
Lowest	50,263.87 (29/01)	115,957.84 (31/03)
Total number of trades (deals)		
Highest	833,038 (07/01)	1,039,402 (22/01)
Lowest	362,849 (12/03)	402,923 (25/02)

Market Highlights

Growth Enterprise Market (GEM)

Highlights	1st Quarter 2009	1st Quarter 2008
No. of listed companies	174	189
No. of listed securities	175	193
Equities	174	189
Warrants	1	4
No. of trading days	60	60
Total turnover in value (HK\$ mil.)	4,192.38	21,383.86
Total turnover in shares (Mil. shs)	23,073.79	60,037.41
Total number of trades (deals)	153,521	530,682
Total market capitalisation (HK\$ mil.)	46,972.81	112,660.54
Average P/E ratio (times)	13.25	17.18
Average dividend yield (%)	3.14	0.96
Turnover in value (HK\$ mil.)		
Highest	209.86 (23/03)	801.99 (28/02)
Lowest	31.09 (20/01)	118.29 (11/02)
Turnover in shares (Mil. shs)		
Highest	968.51 (30/03)	2,301.00 (18/03)
Lowest	182.88 (06/03)	293.25 (12/02)
Total number of trades (deals)		
Highest	4,600 (10/02)	18,565 (28/02)
Lowest	1,254 (29/01)	4,160 (11/02)

Market Highlights

Derivatives Market Highlights

Highlights	1st Quarter 2009	1st Quarter 2008
All futures and options products (excluding stock options)		
No. of trading days	60.0	59.5
Total contract volume	11,729,930	12,248,278
Equity index products	11,655,155	12,200,986
Equity products	71,537	39,376
Interest rates products	1,210	7,916
Gold Futures	2,028	–
Average daily contract volume	195,499	205,853
Total open interest as at the quarter end (contracts)		
Equity index products	398,895	426,960
Equity products	388,290	419,457
Interest rates products	9,208	5,443
Gold Futures	1,377	2,060
Gold Futures	20	–
Stock options		
No. of newly introduced stock options classes	–	–
No. of stock options as at the quarter end		
Class	49	47
Series	7,546	6,406
Total premium (HK\$ mil.)	25,464.43	45,158.26
Call	5,679.34	16,031.40
Put	19,785.09	29,126.86
Average daily premium (HK\$ mil.)	424.41	758.96
Total contract volume	11,656,754	15,838,824
Call	5,050,647	7,879,815
Put	6,606,107	7,959,009
Average daily contract volume	194,279	266,199
Total open interest as at the quarter end (contracts)		
Call	4,400,699	5,652,274
Put	1,684,410	2,557,891
Put	2,716,289	3,094,383
Total number of trades	410,553	376,117
Average daily number of trades	6,843	6,321
Total contracts exercised	1,573,994	2,081,759
Average premium per contract (HK\$)	2,185	2,851
Average contract per trade (contracts)	28	42
Put volume/call volume	1.31	1.01
Average daily contract volume/open interest	4.4%	4.7%
All futures and options products		
Total contract volume	23,386,684	28,087,102
Total open interest as at the quarter end (contracts)	4,799,594	6,079,234

Market Highlights

Clearing and Settlement Statistics

Securities Market	1st Quarter 2009	1st Quarter 2008
Average Daily Exchange Trades Handled by CCASS		
– Number of trades	533,958	644,083
– Value of trades (HK\$bil.)	44.7	98.7
– Share quantity Involved (bil shares)	75.3	155.0
Average Daily Settlement Instructions (“SIs”) Settled by CCASS		
– Number of SIs	55,676	70,212
– Value of SIs (HK\$bil.)	122.4	240.2
– Share quantity involved (bil. Shares)	33.6	61.5
Average Daily Investor SIs (“ISIs”) Settled by CCASS		
– Number of ISIs	432	624
– Value of ISIs (HK\$mil.)	119.6	211.1
– Share quantity involved (mil. shares)	68.4	92.9
Average Daily Settlement Efficiency of CNS Stock Positions on Due Day (T+2) (%)	99.84	99.84
Average Daily Settlement Efficiency of CNS Stock Positions on the Day following the Due Day (T+3) (%)	99.99	99.98
Average Daily Buy-ins Executed on T+3		
– Number of brokers involved	6	11
– Number of buy-ins	7	13
– Value of buy-ins (HK\$mil)	3.0	6.3
Shares Deposited in the CCASS Depository		
– Number of shares (bil shares)	3,255.4	4,089.7
– Percentage of total issued shares of the admitted securities	70.99	77.13
– Value of shares (HK\$bil)	5,026.7	8,061.4
– Percentage of the total market capitalisation of the admitted securities	46.29	44.86
Derivatives Market	1st Quarter 2009	1st Quarter 2008
Open Interest		
– Equity Index Futures	171,202	224,838
– Stock Futures	9,208	5,443
– Interest Rates Futures	1,377	2,060
– Gold Futures	20	-
– Equity Index Options	217,088	194,619
– Stock Options	4,400,699	5,652,274
Cumulative Stock Options Exercised		
– Share quantity involved (mil. shs)	1,163	1,985
– Value of shares (HK\$bil.)	27	67

Main Board Equities

Equity Turnover

		Share	Value	
		(Mil. shs)	(HK\$ mil.)	No. of deals
2008	Q1	564,762.03	4,141,772.67	28,938,227
	Q2	497,409.06	3,329,344.37	25,180,928
	Q3	413,439.81	2,838,074.56	24,351,804
	Q4	608,044.76	2,322,640.74	32,068,396
2009	Q1	595,122.61	1,902,713.82	26,427,341

Equity Trading Statistics

		No. of trading days	Average daily turnover (HK\$ mil.)	Average value per deal
2008	Q1	60	69,029.54	143,125
	Q2	61	54,579.42	132,217
	Q3	62	45,775.40	116,545
	Q4	62	37,461.95	72,428
2009	Q1	60	31,711.90	71,998

Main Board Equities

20 Most Advanced Stocks

for 1st quarter 2009

Rank	Code	Stock	Closing price		% up
			End of Mar 2009	End of Dec 2008	
1	00905	MASTERMIND CAP	0.157	0.030	423.33
2	00433	SUN MAN TAI	0.290	0.063	360.32
3	00702	GENESIS ENERGY	0.410	0.098	318.37
4	00578	DYNAMIC ENERGY	1.900	0.480	295.83
5	00228	CHINA ENERGY	0.265	0.095	178.95
6	01051	SMART RICH	0.120	0.046	160.87
7	00909	ZHONGDA INT'L	0.365	0.140	160.71
8	00597	CHINA RES MICRO	0.280	0.111	152.25
9	00760	TOMORROW INT'L	0.238	0.096	147.92
10	02633	NAM TAI EEP	1.470	0.600	145.00
11	00546	FUFENG GROUP	1.180	0.495	138.38
12	00669	TECHTRONIC IND	3.600	1.540	133.77
13	01217	CH INNOVATION	0.062	0.029	113.79
14	00499	HYCOMM WIRELESS	0.340	0.161	A 111.18
15	01215	KAI YUAN HLDGS	0.310	0.148	109.46
16	00674	UNITED POWER	0.209	0.100	109.00
17	00353	XIAN YUEN TITAN	0.071	0.034	108.82
18	00310	PROSP INV HOLD	0.860	0.430	100.00
19	00202	INTERCHINA HOLD	0.034	0.017	100.00
20	00933	BRIGHTOIL	1.610	0.810	98.77

A Adjusted

20 Most Declined Stocks

for 1st quarter 2009

Rank	Code	Stock	Closing price		% down
			End of Mar 2009	End of Dec 2008	
1	02310	KWANG SUNG ELEC	0.350	2.681	-86.95
2	00583	SCMP GROUP	1.000	2.580	-61.24
3	00605	KPI COMPANY	0.120	0.300	-60.00
4	00979	GREEN ENERGY GP	0.300	0.690	-56.52
5	00616	EASYKNIT ENT	0.140	0.310	-54.84
6	00372	ITC CORPORATION	0.040	0.086	-53.49
7	00199	ITC PPT-NEW	0.480	1.025	A -53.17
8	00566	RBI HOLDINGS	0.125	0.250	-50.00
9	01886	HUIYUAN JUICE	4.940	9.690	-49.02
10	00326	CHINA STAR ENT	0.013	0.024	A -45.83
11	00462	CH JIN HUI MIN	0.215	0.395	-45.57
12	03886	TOWN HEALTH	0.010	0.018	-44.44
13	01195	SINOTRONICS	0.175	0.310	-43.55
14	00943	EFORCE HOLDINGS	0.153	0.270	-43.33
15	02362	MACAU INV HOLD	0.170	0.300	-43.33
16	01164	VITAL PHARM	0.094	0.165	-43.03
17	00136	MASCOTTE H-NEW	0.550	0.950	A -42.11
18	00572	CHINA PACKAGING	0.235	0.400	-41.25
19	01808	TAI-I INT'L	0.194	0.330	-41.21
20	00528	KINGDOM HOLDING	0.200	0.340	-41.18

A Adjusted

Main Board Equities

20 Most Active Stocks by Value

for 1st quarter 2009

Rank	Code	Stock	Turnover (HK\$ mil.)	% of total
1	00005	HSBC HOLDINGS	131,440.47	6.91
2	03988	BANK OF CHINA	114,358.93	6.01
3	00939	CCB	113,814.25	5.98
4	00941	CHINA MOBILE	106,446.13	5.59
5	02628	CHINA LIFE	90,096.35	4.74
6	01398	ICBC	89,381.09	4.70
7	00857	PETROCHINA	56,410.87	2.96
8	00883	CNOOC	44,313.77	2.33
9	00386	SINOPEC CORP	42,736.47	2.25
10	02318	PING AN	35,999.60	1.89
11	00388	HKEX	35,890.54	1.89
12	01088	CHINA SHENHUA	31,493.07	1.66
13	00016	SHK PPT	29,921.45	1.57
14	03968	CM BANK	29,594.19	1.56
15	00688	CHINA OVERSEAS	24,976.56	1.31
16	00001	CHEUNG KONG	22,101.39	1.16
17	00013	HUTCHISON	21,231.39	1.12
18	03328	BANKCOMM	20,413.75	1.07
19	02600	CHALCO	20,288.50	1.07
20	00762	CHINA UNICOM	20,215.11	1.06
Total			1,081,123.89	56.82

20 Most Active Stock by Shares

for 1st quarter 2009

Rank	Code	Stock	Turnover (Mil. shs)	% of total
1	03988	BANK OF CHINA	56,065.35	9.42
2	03886	TOWN HEALTH	40,964.05	6.88
3	00939	CCB	28,417.87	4.78
4	01398	ICBC	25,359.61	4.26
5	00397	HK HEALTH CHECK	17,122.59	2.88
6	00488	LAI SUN DEV	10,931.00	1.84
7	00386	SINOPEC CORP	9,766.30	1.64
8	00857	PETROCHINA	9,228.74	1.55
9	00651	WONSON INT'L	8,503.15	1.43
10	01142	RONTEX INT'L	7,220.70	1.21
11	01222	WANG ON GROUP	6,912.47	1.16
12	00202	INTERCHINA HOLD	6,761.48	1.14
13	00380	CHINA PIPE	6,329.62	1.06
14	01228	SUPERB SUMMIT	6,279.26	1.06
15	00883	CNOOC	6,214.61	1.04
16	00728	CHINA TELECOM	6,177.77	1.04
17	00353	XIAN YUEN TITAN	5,050.02	0.85
18	01215	KAI YUAN HLDGS	4,877.21	0.82
19	02600	CHALCO	4,813.38	0.81
20	00992	LENOVO GROUP	4,705.11	0.79
Total			271,700.29	45.65

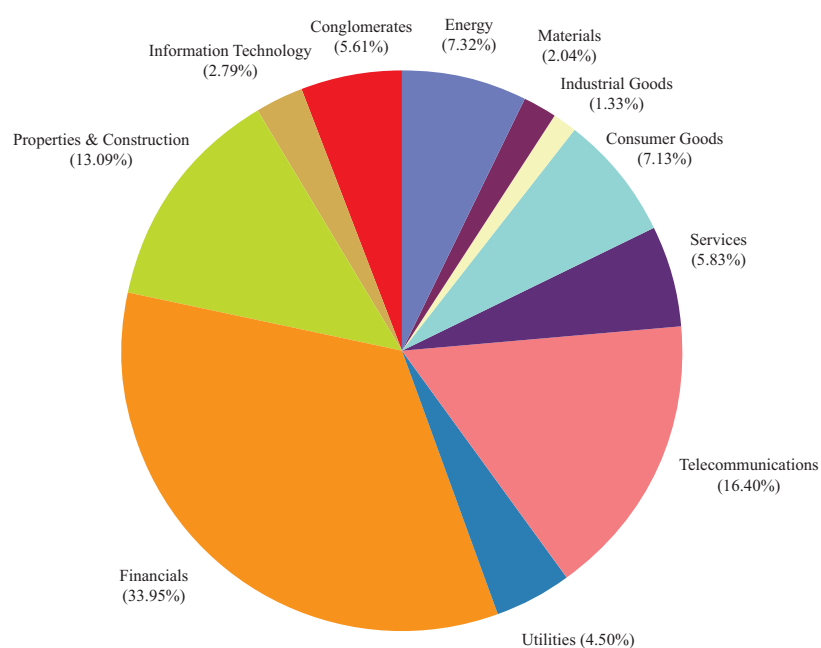
Main Board Equities

Market Capitalisation of listed companies for Main Board

		HK\$ mil.
2008	Q1	16,825,275.91
	Q2	16,246,996.96
	Q3	12,481,118.88
	Q4	10,253,588.75
2009	Q1	10,080,762.91

Market Capitalisation by Hang Seng Industry Classification System* – Main Board

Quarter-end figures



* Hang Seng Industry Classification System (HSICS) is provided by Hang Seng Indexes Company Limited.

Main Board Equities

50 Leading Companies by Market Capitalisation

as at the 1st quarter end 2009

Rank	Code	Company	Market capitalisation (HK\$ mil.)	% of market total
1	00941	China Mobile Ltd.	1,353,716.09	13.43
2	00939	China Construction Bank Corporation - H Shares	988,631.97	9.81
3	00005	HSBC Holdings plc	733,785.27	7.28
4	00883	CNOOC Ltd.	343,059.46	3.40
5	01398	Industrial and Commercial Bank of China Ltd. - H Shares	334,717.70	3.32
6	00762	China Unicom (Hong Kong) Ltd.	196,798.42	1.95
7	03988	Bank of China Ltd. - H Shares	195,372.05	1.94
8	02628	China Life Insurance Co. Ltd. - H Shares	191,238.20	1.90
9	00016	Sun Hung Kai Properties Ltd.	177,964.74	1.77
10	02888	Standard Chartered PLC	177,745.19	1.76
11	00013	Hutchison Whampoa Ltd.	162,008.09	1.61
12	00001	Cheung Kong (Holdings) Ltd.	154,603.97	1.53
13	00011	Hang Seng Bank Ltd.	149,219.33	1.48
14	00857	PetroChina Co. Ltd. - H Shares	130,391.20	1.29
15	00002	CLP Holdings Ltd.	128,127.14	1.27
16	03328	Bank of Communications Co., Ltd. - H Shares	124,086.84	1.23
17	02318	Ping An Insurance (Group) Co. of China Ltd. - H Shares	118,337.27	1.17
18	00066	MTR Corporation Ltd.	105,525.18	1.05
19	00700	Tencent Holdings Ltd.	103,221.37	1.02
20	00688	China Overseas Land & Investment Ltd.	99,283.08	0.98
21	00006	Hongkong Electric Holdings Ltd.	98,176.04	0.97
22	02388	BOC Hong Kong (Holdings) Ltd.	83,842.15	0.83
23	00386	China Petroleum & Chemical Corporation - H Shares	83,231.22	0.83
24	00003	Hong Kong and China Gas Co. Ltd., The	81,453.63	0.81
25	00388	Hong Kong Exchanges and Clearing Ltd.	78,686.95	0.78
26	00019	Swire Pacific Ltd.	76,650.80	0.76
27	00101	Hang Lung Properties Ltd.	75,441.96	0.75
28	01038	Cheung Kong Infrastructure Holdings Ltd.	69,880.51	0.69
29	00836	China Resources Power Holdings Co. Ltd.	68,552.94	0.68
30	00494	Li & Fung Ltd.	66,147.04	0.66
31	00012	Henderson Land Development Co. Ltd.	63,328.90	0.63
32	01088	China Shenhua Energy Co. Ltd. - H Shares	59,339.25	0.59
33	01109	China Resources Land Ltd.	56,634.37	0.56
34	00004	Wharf (Holdings) Ltd., The	52,984.29	0.53
35	00322	Tingyi (Cayman Islands) Holdings Corp.	50,057.67	0.50
36	00330	Esprit Holdings Ltd.	49,179.47	0.49
37	00151	Want Want China Holdings Ltd.	47,550.78	0.47
38	00728	China Telecom Corporation Ltd. - H Shares	44,407.71	0.44
39	00144	China Merchants Holdings (International) Co. Ltd.	43,234.10	0.43
40	01800	China Communications Construction Co. Ltd. - H Shares	37,633.75	0.37
41	00083	Sino Land Co. Ltd.	37,299.02	0.37
42	00392	Beijing Enterprises Holdings Ltd.	36,725.13	0.36
43	00998	China CITIC Bank Corporation Ltd. - H Shares	36,337.28	0.36
44	03968	China Merchants Bank Co., Ltd. - H Shares	36,043.48	0.36
45	01688	Alibaba.com Ltd.	35,944.30	0.36
46	01044	Hengan International Group Co. Ltd.	35,824.52	0.36
47	00247	Tsim Sha Tsui Properties Ltd.	35,172.95	0.35
48	01387	Renhe Commercial Holdings Co. Ltd.	34,800.00	0.35
49	02007	Country Garden Holdings Co. Ltd.	33,538.00	0.33
50	01880	Belle International Holdings Ltd.	33,315.22	0.33
Total			7,609,245.96	75.48
Market Total			10,080,762.91	100.00

Main Board Equities

Short Selling (value)

		Short selling turnover (HK\$ mil.)	Equity turnover (HK\$ mil.) *	% of equity total
2008	Q1	439,273.23	4,163,154.65	10.55
	Q2	345,265.36	3,346,787.65	10.32
	Q3	327,618.01	2,847,263.13	11.51
	Q4	207,081.01	2,326,710.98	8.90
2009	Q1	193,237.79	1,906,905.94	10.13

* include Main Board and GEM figures

Short Selling (share)

		Short selling turnover (Mil. shs)	Equity turnover (Mil. shs) *	% of equity total
2008	Q1	30,556.34	624,769.65	4.89
	Q2	25,402.17	551,233.73	4.61
	Q3	27,563.50	441,101.48	6.25
	Q4	26,217.91	628,043.79	4.17
2009	Q1	23,846.47	618,173.72	3.86

* include Main Board and GEM figures

New Listing Companies Statistics

		No. of newly listed companies	No. of companies transferred from GEM *	Funds raised (HK\$ mil.)#
2008	Q1	10	–	32,990.02
	Q2	11	–	17,153.41
	Q3	7	8	11,970.91
	Q4	5	6	3,645.19
2009	Q1	7	0	1,561.65

* Included only the transfers of listing from GEM to Main Board pursuant to the revised Rule 9.24 of GEM Listing Rules and to the new Chapter 9A of the Main Board Listing Rules effective from 1 July 2008

All funds raised are attributed to the initial public offers of newly listed companies

Main Board Equities

Newly Listed Companies

for 1st quarter 2009

Code	Company name	Listing date	No. of issued shares	Funds raised (HK\$ mil.)
00852	Strong Petrochemical Holdings Ltd.	2009/01/12	400,000,000	250.00
00750	China Singyes Solar Technologies Holdings Ltd.	2009/01/13	428,000,000	63.00
00802	RCG Holdings Ltd.	2009/02/10	231,610,000	n.a.
00246	Real Gold Mining Ltd.	2009/02/23	660,000,000	1,031.25
00794	Come Sure Group (Holdings) Ltd.	2009/02/26	280,000,000	78.40
00841	Asia Cassava Resources Holdings Ltd.	2009/03/23	300,000,000	76.50
01008	CT Holdings (International) Ltd.	2009/03/30	200,000,000	62.50
Total				1,561.65

Withdrawal of Listed Companies

for 1st quarter 2009

Code	Company name	Last trading date	Delisted date
00096	Wing Lung Bank Ltd.	2008/10/27	2009/01/16
00080	Shaw Brothers (Hong Kong) Ltd.	2009/03/09	2009/03/19

Main Board Equities

Company Name Changes

for 1st quarter 2009

Code	Old name	New name	Effective date	Adoption date
01013	Wai Chun Group Ltd.	Wai Chun Group Holdings Ltd.	2008/11/19	2009/01/08
00850	China Oil Resources Holdings Ltd.	PetroAsian Energy Holdings Ltd.	2008/12/18	2009/01/23
00723	Magnesium Resources Corporation of China Ltd.	Bright Prosperous Holdings Ltd.	2008/12/19	2009/01/23
00111	Hantec Investment Holdings Ltd.	Cinda International Holdings Ltd.	2008/12/31	2009/02/04
02882	Ocean Grand Chemicals Holdings Ltd.	Hong Kong Resources Holdings Co. Ltd.	2009/01/07	2009/02/09
00555	REXCAPITAL Financial Holdings Ltd.	REXLot Holdings Ltd.	2009/01/30	2009/03/09
01003	GFT Holdings Ltd.	21 Holdings Ltd.	2009/02/24	2009/03/25

* Change of English name only

Change of Chinese name only

Main Board Equities

Bonus Issues / Bonus Warrants

for 1st quarter 2009

Code	Company	Particulars	Ex-date
02366	Qin Jia Yuan Media Services Co. Ltd.	1 for 10	2009/01/15
00326	China Star Entertainment Ltd.	3 for 1 offer sh	2009/01/16
00275	Hanny Holdings Ltd.	4 2010 wts for 15 offer shs	2009/02/11
00666	Yu Ming Investments Ltd.	1 2011 wt for 5 rts shs	2009/03/17
00023	Bank of East Asia, Ltd., The	1 for 10	2009/03/18
00635	Playmates Holdings Ltd.	1 2010 wt for 5	2009/03/26

Share Split / Consolidation

for 1st quarter 2009

Code	Company	Particulars	Effective date
02618	TCL Communication Technology Holdings Ltd.	Consolidation 10 into 1	2009/01/23
01070	TCL Multimedia Technology Holdings Ltd.	Consolidation 10 into 1	2009/01/23
00499	HyComm Wireless Ltd.	Consolidation 20 into 1	2009/01/29
01003	21 Holdings Ltd.	Consolidation 20 into 1	2009/02/12
02324	Sino Katalytics Investment Corporation	Consolidation 5 into 1	2009/02/16
00646	Yardway Group Ltd.	Split 1 into 2	2009/02/16
00136	Mascotte Holdings Ltd.	Consolidation 10 into 1	2009/03/04
00061	Green Global Resources Ltd.	Consolidation 10 into 1	2009/03/09
00199	ITC Properties Group Ltd.	Consolidation 25 into 1	2009/03/16
01222	Wang On Group Ltd.	Consolidation 25 into 1	2009/03/31

Main Board Equities

Rights Issues & Open Offers

for 1st quarter 2009

Month	Code	Company	Ratio	Funds raised (HK\$ mil.)
Jan	00628	Dore Holdings Ltd.	Open offer 1 for 2 @\$1.00	109.55
			(after consolidation 10 into 1)	
	00539	Victory City International Holdings Ltd.	Rts 1 for 2 @\$0.439	150.06
	00616	Easyknit Enterprises Holdings Ltd.	Rts 10 for 1 @\$0.15	100.12
Feb	00688	China Overseas Land & Investment Ltd.	Open offer 1 for 25 @\$8.00	2,512.22
	01166	Solartech International Holdings Ltd.	Open offer 4 for 1 @\$0.027	65.19
	00383	COL Capital Ltd.	Rts 1 for 1 @\$0.40	110.26
	00326	China Star Entertainment Ltd.	Open offer 2 for 1 @\$0.05	53.22
			with bonus 3 for 1 offer sh	
	00499	HyComm Wireless Ltd.	Rts 7 for 1 @\$0.144	62.91
			(after consolidation 20 into 1)	
	03989	Hembly International Holdings Ltd.	Open offer 1 for 2 @\$0.30	42.45
	01198	Royale Furniture Holdings Ltd.	Open offer 1 for 2 @\$0.27	42.01
	Mar	00274	Global Green Tech Group Ltd.	Open offer 12 for 25 @\$0.25
00275		Hanny Holdings Ltd.	Open offer 3 for 1 @\$0.35	105.27
			with bonus 4 2010 wts for 15 offer shs	
00817		Franshion Properties (China) Ltd.	Rts 23 for 100 @\$1.67	2,716.85
00279		Freeman Corporation Ltd.	Rts 1 for 1 @\$0.11	107.50
02349		China Botanic Development Holdings Ltd.	Open offer 1 for 2 @\$0.08	27.68
00764		China Star Investment Holdings Ltd.	Open offer 1 for 2 @\$0.10	36.71
00307		Tidetime Sun (Group) Ltd.	Open offer 1 for 2 @\$0.065	21.69
00913		Unity Investments Holdings Ltd.	Rts 1 for 1 @\$0.10	51.22
Total				6,476.06

Main Board Equities

Placing*

Month	Code	Company	No. of new shares placed	Placing price (HK\$)	Funds raised (HK\$ mil.)
2008					
Dec **	01140	OP FIN INV	78,500,000	1.500	117.75
	00326	CHINA STAR ENT	88,000,000	0.102	8.98
	00981	SMIC	3,699,094,300	0.360	1,331.67
	00945	MANULIFE	117,443,210	122.903	14,434.11
2009					
Jan	01100	MAINLAND HOLD	16,758,000	0.844	14.14
	01064	ZHONG HUA INT'L	25,000,000	0.600	15.00
	00764	CHINA STAR INV	39,000,000	0.102	3.98
	01060	SAC CEMENT	145,000,000	0.270	39.15
	00530	FORTUNA INT'L	122,000,000	0.027	3.29
	03886	TOWN HEALTH	4,530,000,000	0.015	67.95
	00933	BRIGHTOIL	110,000,000	0.610	67.10
	00559	HUA YI COPPER	104,000,000	0.300	31.20
Feb	00570	WING SHAN INT'L	233,334,000	0.300	70.00
	00663	YUN SKY CHEM	84,880,636	0.094	8.00
	01159	KARCE INTL HOLD	50,000,000	0.100	5.00
	02324	SINO KATALYTICS	150,150,000	0.045	6.76
	00764	CHINA STAR INV	200,000,000	0.102	20.40
	03323	CNBM	298,555,032	7.850	2,343.66
	00290	CH FORTUNE GP	12,000,000	0.100	1.20
	00290	CH FORTUNE GP	80,000,000	0.250	20.00
	00766	SINO PROSPER	257,230,000	0.033	8.49
	02882	HKRH	40,000,000	0.500	20.00
	00630	JACKIN INT'L	50,000,000	0.300	15.00
	02882	HKRH	23,500,000	1.300	30.55
	00149	CH AGRI-PROD EX	153,000,000	0.250	38.25
Mar	00764	CHINA STAR INV	300,000,000	0.091	27.30
	00682	CHAODA MODERN	80,402,000	5.000	402.01
	00307	TIDETIME SUN	111,204,000	0.065	7.23
	01141	POLY DEV HOLD	150,000,000	0.075	11.25
	00851	MAE HOLDINGS	25,000,000	0.125	3.13
	00810	OPES ASIA	249,000,000	0.100	24.90
	01169	HAIER ELEC	75,000,000	0.650	48.75
	00378	CIAM GROUP	44,000,000	1.780	78.32
	01003	21 HOLDINGS	130,000,000	0.150	19.50
	01194	C PRECIOUSMETAL	30,330,000	0.350	10.62
Total					19,354.63

* Due to the reporting time-lag, placing figures for the quarter are provisional.

** Supplementary information update for previous quarters.

Main Board Warrants

Warrant Trading Statistics

		Equity wts (HK\$ mil.)	Derivative wts (HK\$ mil.)	Total (HK\$ mil.)
2008	Q1	441.42	1,611,079.67	1,611,521.09
	Q2	516.79	958,619.84	959,136.63
	Q3	166.30	555,791.97	555,958.28
	Q4	5.74	308,244.86	308,250.59
2009	Q1	5.00	314,404.68	314,409.68

Warrant Market Value

		Number	Equity wts (HK\$ mil.)	Number	Derivative wts (HK\$ mil.)	Total no.	Total (HK\$ mil.)
2008	Q1	36	3,489.26	5,000	336,368.73	5,036	339,857.99
	Q2	35	2,089.63	4,599	212,788.32	4,634	214,877.95
	Q3	37	776.08	3,941	156,186.99	3,978	156,963.07
	Q4	34	548.52	3,011	169,573.55	3,045	170,122.08
2009	Q1	31	327.03	2,510	132,412.29	2,541	132,739.32

New Listing Statistics – Warrants

		No. of newly listed equity wts	No. of newly listed derivative wts	Amount raised (HK\$ mil.)
2008	Q1	7	1,719	257,483.82
	Q2	2	1,058	110,344.97
	Q3	6	1,174	107,224.10
	Q4	3	871	80,858.92
2009	Q1	1	569	47,600.67

Newly Listed Equity Warrants

for 1st quarter 2009

Code	Equity warrants	Initial issued amount (HK\$)	Listing date	Expiry	Amount raised (HK\$ mil.)
00749	Hanny Holdings Ltd. Warrants 2010	50,529,258	2009/03/19	2010/09/16	–
Total					–

Main Board Warrants

Newly Listed Derivative Warrants

for 1st quarter 2009

Code	Derivative warrants	No. of issue (units)	Listing date	Expiry	Amount raised (HK\$ mil.)
16047	BNP Paribas Arbit Issu B.V. - A50 China Euro Wts Aug 2009 B	200,000,000	2009/01/02	2009/08/03	52.00
16048	BNP Paribas Arbit Issu B.V. - A50 China Euro Wts Nov 2009	200,000,000	2009/01/02	2009/11/02	50.00
16034	KBC Fin Products Int'l Ltd. - BOCL European Wts Oct 2009	198,000,000	2009/01/02	2009/10/05	99.00
16035	KBC Fin Products Int'l Ltd. - BOCL European Wts Nov 2009 A	318,000,000	2009/01/02	2009/11/02	98.58
16040	KBC Fin Products Int'l Ltd. - BOCL Euro Put Wts Sep 2009	158,000,000	2009/01/02	2009/09/02	97.96
16041	KBC Fin Products Int'l Ltd. - BOCL Euro Put Wts Oct 2009 A	88,000,000	2009/01/02	2009/10/08	94.16
16036	KBC Fin Products Int'l Ltd. - China Life Euro Wts Sep 2009 G	388,000,000	2009/01/02	2009/09/02	97.00
16042	KBC Fin Products Int'l Ltd. - China Life Eur Put Wt Aug 09 A	400,000,000	2009/01/02	2009/08/03	100.00
16043	KBC Fin Products Int'l Ltd. - China Life Eur Put Wt Aug 09 B	150,000,000	2009/01/02	2009/08/18	96.00
16044	KBC Fin Products Int'l Ltd. - China Life Eur Put Wt Sep 09 K	118,000,000	2009/01/02	2009/09/09	99.12
16039	KBC Fin Products Int'l Ltd. - ICBC European Wts Aug 2009	338,000,000	2009/01/02	2009/08/03	98.02
16045	KBC Fin Products Int'l Ltd. - ICBC Euro Put Wts Jul 2009	128,000,000	2009/01/02	2009/07/15	97.28
16046	KBC Fin Products Int'l Ltd. - ICBC Euro Put Wts Aug 2009 A	78,000,000	2009/01/02	2009/08/03	97.50
16037	KBC Fin Products Int'l Ltd. - ICBC European Wts Jul 2009 B	178,000,000	2009/01/02	2009/07/02	96.12
16038	KBC Fin Products Int'l Ltd. - ICBC European Wts Jul 2009 C	248,000,000	2009/01/02	2009/07/15	96.72
16049	UBS AG - CHALCO European Warrants Dec 2010	500,000,000	2009/01/02	2010/12/20	125.00
16050	UBS AG - Bank of EA European Warrants Nov 2009	500,000,000	2009/01/02	2009/11/16	125.00
16051	UBS AG - BOC HK European Warrants Dec 2009	500,000,000	2009/01/02	2009/12/21	125.00
16009	UBS AG - BankComm European Warrants Dec 2009	500,000,000	2009/01/02	2009/12/14	125.00
16010	UBS AG - BankComm European Warrants Apr 2010	500,000,000	2009/01/02	2010/04/26	125.00
16011	UBS AG - BankComm European Warrants Oct 2010	500,000,000	2009/01/02	2010/10/25	125.00
16012	UBS AG - Ch Comm Cons European Warrants Sep 2009	500,000,000	2009/01/02	2009/09/28	125.00
16052	UBS AG - China Coal European Warrants Aug 2010	500,000,000	2009/01/02	2010/08/16	125.00
16053	UBS AG - China Life European Warrants Sep 2009 D	500,000,000	2009/01/02	2009/09/21	275.00
16054	UBS AG - China Life European Warrants Sep 2009 E	500,000,000	2009/01/02	2009/09/21	250.00
16055	UBS AG - China Life European Warrants Sep 2009 F	500,000,000	2009/01/02	2009/09/21	225.00
16056	UBS AG - China Life European Put Warrants Sep 2009	500,000,000	2009/01/02	2009/09/21	250.00
16057	UBS AG - China National Building European Warrants Sep 2009	500,000,000	2009/01/02	2009/09/21	125.00
16013	UBS AG - Sinopec Corp European Warrants Oct 2009	500,000,000	2009/01/02	2009/10/19	275.00
16014	UBS AG - Sinopec Corp European Warrants Nov 2009	500,000,000	2009/01/02	2009/11/16	75.00
16033	UBS AG - Sinopec Corp European Warrants Dec 2009	500,000,000	2009/01/02	2009/12/14	75.00
16058	UBS AG - HK Gas European Warrants Sep 2009 B	500,000,000	2009/01/02	2009/09/14	125.00
16059	UBS AG - Jiangxi Copper European Warrants Aug 2010	500,000,000	2009/01/02	2010/08/16	125.00
16067	Deutsche Bank AG - CNOOC European Warrants Nov 2009	300,000,000	2009/01/05	2009/11/02	75.00
16062	KBC Fin Products Int'l Ltd. - China Tel Euro Wts Jul 2009	268,000,000	2009/01/05	2009/07/07	99.16
16063	KBC Fin Products Int'l Ltd. - China Tel Euro Wts Aug 2009	368,000,000	2009/01/05	2009/08/18	99.36
16064	KBC Fin Products Int'l Ltd. - China Tel Euro Wts Oct 2009	400,000,000	2009/01/05	2009/10/15	100.00
16061	KBC Fin Products Int'l Ltd. - CC Bank Euro Wts Aug 2009 A	400,000,000	2009/01/05	2009/08/03	100.00
16065	KBC Fin Products Int'l Ltd. - CC Bank Euro Put Wts Aug 2009	400,000,000	2009/01/05	2009/08/18	100.00
16066	KBC Fin Products Int'l Ltd. - CC Bank Euro Put Wts Nov 2009A	400,000,000	2009/01/05	2009/11/18	100.00
16060	KBC Fin Products Int'l Ltd. - CC Bank Euro Wts Jul 2009 B	308,000,000	2009/01/05	2009/07/08	98.56
16068	KBC Fin Products Int'l Ltd. - HSCEI Euro Wts Sep 2009 A	400,000,000	2009/01/06	2009/09/29	100.00

Main Board Warrants

Code	Derivative warrants	No. of			Amount raised (HK\$ mil.)
		issue (units)	Listing date	Expiry	
16069	KBC Fin Products Int'l Ltd. - HSCEI Euro Wts Sep 2009 B	400,000,000	2009/01/06	2009/09/29	100.00
16070	KBC Fin Products Int'l Ltd. - HSCEI Euro Wts Sep 2009 C	400,000,000	2009/01/06	2009/09/29	100.00
16077	KBC Fin Products Int'l Ltd. - HSI European Wts Sep 2009 C	400,000,000	2009/01/06	2009/09/29	100.00
16071	KBC Fin Products Int'l Ltd. - HSI European Wts Jun 2009 D	400,000,000	2009/01/06	2009/06/29	63.60
16072	KBC Fin Products Int'l Ltd. - HSI European Wts Jul 2009 A	400,000,000	2009/01/06	2009/07/30	100.00
16073	KBC Fin Products Int'l Ltd. - HSI European Wts Jul 2009 B	400,000,000	2009/01/06	2009/07/30	100.00
16074	KBC Fin Products Int'l Ltd. - HSI European Wts Jul 2009 C	400,000,000	2009/01/06	2009/07/30	100.00
16075	KBC Fin Products Int'l Ltd. - HSI European Wts Aug 2009 A	400,000,000	2009/01/06	2009/08/28	100.00
16076	KBC Fin Products Int'l Ltd. - HSI European Wts Aug 2009 B	400,000,000	2009/01/06	2009/08/28	100.00
16078	KBC Fin Products Int'l Ltd. - HSI Euro Put Wts Jul 2009 D	400,000,000	2009/01/07	2009/07/30	67.60
16079	KBC Fin Products Int'l Ltd. - HSI Euro Put Wts Jul 2009 E	400,000,000	2009/01/07	2009/07/30	100.00
16080	KBC Fin Products Int'l Ltd. - HSI Euro Put Wts Jul 2009 F	400,000,000	2009/01/07	2009/07/30	100.00
16081	KBC Fin Products Int'l Ltd. - HSI Euro Put Wts Jul 2009 G	400,000,000	2009/01/07	2009/07/30	100.00
16082	KBC Fin Products Int'l Ltd. - HSI Euro Put Wts Jul 2009 H	348,000,000	2009/01/07	2009/07/30	97.44
16083	KBC Fin Products Int'l Ltd. - HSI Euro Put Wts Aug 2009 C	368,000,000	2009/01/07	2009/08/28	99.36
16084	KBC Fin Products Int'l Ltd. - HSI Euro Put Wts Aug 2009 D	328,000,000	2009/01/07	2009/08/28	98.40
16085	KBC Fin Products Int'l Ltd. - HSI Euro Put Wts Aug 2009 E	308,000,000	2009/01/07	2009/08/28	98.56
16086	KBC Fin Products Int'l Ltd. - HSI Euro Put Wts Sep 2009 A	278,000,000	2009/01/07	2009/09/29	97.30
16087	KBC Fin Products Int'l Ltd. - HSI Euro Put Wts Sep 2009 B	268,000,000	2009/01/07	2009/09/29	99.16
16088	CC Rabobank B.A. - HSI European Warrants Aug 2009	300,000,000	2009/01/07	2009/08/28	75.00
16092	CC Rabobank B.A. - HSI European Put Warrants Aug 2009	300,000,000	2009/01/07	2009/08/28	75.00
16105	KBC Fin Products Int'l Ltd. - Ch Comm Cons Euro Wts Oct 2009	348,000,000	2009/01/08	2009/10/16	97.44
16106	KBC Fin Products Int'l Ltd. - Ch Comm Cons Euro Wts Nov 09 A	400,000,000	2009/01/08	2009/11/06	100.00
16107	KBC Fin Products Int'l Ltd. - Ch Comm Cons Euro Wts Nov 09 B	400,000,000	2009/01/08	2009/11/20	100.00
16109	KBC Fin Products Int'l Ltd. - China Life Euro Wts Sep 2009 H	258,000,000	2009/01/08	2009/09/01	147.06
16110	KBC Fin Products Int'l Ltd. - China Life Euro Wts Sep 2009 I	338,000,000	2009/01/08	2009/09/10	145.34
16111	KBC Fin Products Int'l Ltd. - China Life Euro Wts Sep 2009 J	388,000,000	2009/01/08	2009/09/16	139.68
16112	KBC Fin Products Int'l Ltd. - China Life Euro Wts Oct 2009	400,000,000	2009/01/08	2009/10/08	100.00
16108	KBC Fin Products Int'l Ltd. - China Life Euro Wts Nov 2009	400,000,000	2009/01/08	2009/11/03	100.00
16093	KBC Fin Products Int'l Ltd. - China Life Eur Put Wt Nov 2009	138,000,000	2009/01/08	2009/11/10	148.21
16101	KBC Fin Products Int'l Ltd. - HSCEI Euro Put Wts Sep 2009 D	400,000,000	2009/01/08	2009/09/29	100.00
16102	KBC Fin Products Int'l Ltd. - HSCEI Euro Put Wts Sep 2009 E	400,000,000	2009/01/08	2009/09/29	100.00
16103	KBC Fin Products Int'l Ltd. - HSCEI Euro Put Wts Sep 2009 F	400,000,000	2009/01/08	2009/09/29	100.00
16104	KBC Fin Products Int'l Ltd. - HSCEI Euro Put Wts Oct 2009	400,000,000	2009/01/08	2009/10/29	100.00
16091	SGA Societe Generale Acceptance N.V. - CMob Eu Put Wt Nov 09	800,000,000	2009/01/08	2009/11/30	224.00
16089	SGA Societe Generale Acceptance N.V. - CLife Eu Wt Oct 2009B	400,000,000	2009/01/08	2009/10/30	224.00
16090	SGA Societe Generale Acceptance N.V. - CLife Eu Wt Dec 2009B	400,000,000	2009/01/08	2009/12/07	198.00
16094	SGA Societe Generale Acceptance N.V. - CLife Eu Put Wt Nov09	400,000,000	2009/01/08	2009/11/23	334.00
16097	SGA Societe Generale Acceptance N.V. - A50 Ch Eu Wt Dec 09 A	500,000,000	2009/01/08	2009/12/28	125.00
16095	SGA Societe Generale Acceptance N.V. - HSCEI Eu Wt Jul 2009A	200,000,000	2009/01/08	2009/07/30	50.00
16096	SGA Societe Generale Acceptance N.V. - HSCEI Eu Wt Jul 2009B	200,000,000	2009/01/08	2009/07/30	50.00
16099	SGA Societe Generale Acceptance N.V. -HSCEI Eu Put Wt Jul09C	200,000,000	2009/01/08	2009/07/30	50.00
16100	SGA Societe Generale Acceptance N.V. -HSCEI Eu Put Wt Jul09D	200,000,000	2009/01/08	2009/07/30	50.00
16098	SGA Societe Generale Acceptance N.V. - Petch Eu Wt Feb 2010	500,000,000	2009/01/08	2010/02/08	80.50

Main Board Warrants

Code	Derivative warrants	No. of issue (units)	Listing date	Expiry	Amount raised (HK\$ mil.)
15239#	Credit Suisse - CC Bank European Warrants Dec 2009	500,000,000	2009/01/12	2009/12/07	42.50
16115	CC Rabobank B.A. - Ch Comm Cons European Warrants Jul 2009	100,000,000	2009/01/13	2009/07/30	25.00
16116	CC Rabobank B.A. - Ch Comm Cons European Warrants Oct 2009	100,000,000	2009/01/13	2009/10/13	25.00
16120	CC Rabobank B.A. - China Railway European Wts Sep 2010	150,000,000	2009/01/13	2010/09/29	37.50
16121	CC Rabobank B.A. - China Railway European Wts Nov 2010	180,000,000	2009/01/13	2010/11/17	45.00
16118	CC Rabobank B.A. - Ch Railway Cons European Wts Jul 2009	100,000,000	2009/01/13	2009/07/30	25.00
16119	CC Rabobank B.A. - Ch Railway Cons European Wts Oct 2009	100,000,000	2009/01/13	2009/10/13	27.00
16123	SGA Societe Generale Acceptance N.V. - Ch Mob Eu Wt Aug 09 A	800,000,000	2009/01/13	2009/08/10	120.80
16124	SGA Societe Generale Acceptance N.V. - Ch Mob Eu Wt Sep 2009	800,000,000	2009/01/13	2009/09/28	120.00
16122	SGA Societe Generale Acceptance N.V. - Ch Mob Eu Wt Jul 09 B	800,000,000	2009/01/13	2009/07/20	133.60
16125	SGA Societe Generale Acceptance N.V. - CNOOC Eu Wt Oct 2009C	500,000,000	2009/01/13	2009/10/02	88.50
16126	SGA Societe Generale Acceptance N.V. - HKEx Eu Wt Sep 2009 B	80,000,000	2009/01/13	2009/09/04	108.00
16117	SGA Societe Generale Acceptance N.V. - HSI Eu Put Wt Jul 09C	300,000,000	2009/01/13	2009/07/30	111.00
16113	SGA Societe Generale Acceptance N.V. - HSI Eur Wt Jul 2009 A	300,000,000	2009/01/13	2009/07/30	75.00
16114	SGA Societe Generale Acceptance N.V. - HSI Eur Wt Jul 2009 B	300,000,000	2009/01/13	2009/07/30	75.00
16128	SGA Societe Generale Acceptance N.V. - HWL Eur Wt Nov 2009	150,000,000	2009/01/13	2009/11/30	177.00
16127	SGA Societe Generale Acceptance N.V. - HWL Eur Wt Aug 2009 B	150,000,000	2009/01/13	2009/08/31	132.00
16130	SGA Societe Generale Acceptance N.V. - ICBC Eu Wt Aug 2009 A	150,000,000	2009/01/13	2009/08/03	118.50
16131	SGA Societe Generale Acceptance N.V. - ICBC Eu Wt Sep 2009	150,000,000	2009/01/13	2009/09/28	114.00
16129	SGA Societe Generale Acceptance N.V. - Petch Eu Wt Nov 2009C	500,000,000	2009/01/13	2009/11/23	79.00
16132	Macquarie Bank Ltd. - CHALCO European Warrants Feb 2010	100,000,000	2009/01/14	2010/02/25	25.10
16135	Macquarie Bank Ltd. - China Mobile European Wts Sep 2009	150,000,000	2009/01/14	2009/09/29	22.65
16133	Macquarie Bank Ltd. - CC Bank European Warrants Jul 2009	88,000,000	2009/01/14	2009/07/30	39.16
16134	Macquarie Bank Ltd. - CM Bank European Warrants Jul 2009 B	150,000,000	2009/01/14	2009/07/30	37.50
16138	Macquarie Bank Ltd. - CNOOC European Warrants Dec 2009	150,000,000	2009/01/14	2009/12/30	37.80
16136	Macquarie Bank Ltd. - China Railway European Wts Sep 2009 A	50,000,000	2009/01/14	2009/09/29	70.05
16137	Macquarie Bank Ltd. - China Shenhua European Wts Sep 2009 A	100,000,000	2009/01/14	2009/09/29	47.40
16141	Macquarie Bank Ltd. - A50 China European Warrants Aug 2009	280,000,000	2009/01/14	2009/08/27	70.00
16139	Macquarie Bank Ltd. - Hang Seng Bank European Wts Dec 2009	200,000,000	2009/01/14	2009/12/30	50.00
16140	Macquarie Bank Ltd. - ICBC European Warrants Jul 2009 B	100,000,000	2009/01/14	2009/07/30	66.00
16142	SGA Societe Generale Acceptance N.V. - A50 Ch Eu Wt Nov 09 A	500,000,000	2009/01/14	2009/11/16	125.00
16143	SGA Societe Generale Acceptance N.V. - A50 Ch Eu Wt Jan 2010	500,000,000	2009/01/14	2010/01/18	130.00
16149	ABN AMRO Bank N.V. - CC Bank European Warrants Jul 2009	100,000,000	2009/01/15	2009/07/27	55.00
16144	SGA Societe Generale Acceptance N.V. - BOCL Eu Wt Nov 2009 A	200,000,000	2009/01/15	2009/11/30	94.00
16147	SGA Societe Generale Acceptance N.V. - CTel Eu Wt Nov 2009	150,000,000	2009/01/15	2009/11/02	120.00
16145	SGA Societe Generale Acceptance N.V. - CCB Eur Wt Nov 2009 A	150,000,000	2009/01/15	2009/11/30	165.00
16146	SGA Societe Generale Acceptance N.V. - CLife Eu Wt Sep 2009B	300,000,000	2009/01/15	2009/09/21	129.00
16148	SGA Societe Generale Acceptance N.V. - HSBC Eu Wt Sep 2009 B	500,000,000	2009/01/15	2009/09/22	76.00
09731#	UBS AG - BOCL European Warrants Dec 2010 E	1,000,000,000	2009/01/15	2010/12/13	33.00
16167	ABN AMRO Bank N.V. - China Mobile European Wts Aug 2009	500,000,000	2009/01/16	2009/08/17	80.00
16152	BNP Paribas Arbit Issu B.V. - HSI European Wts Sep 2009 C	200,000,000	2009/01/16	2009/09/29	50.00
16158	BNP Paribas Arbit Issu B.V. - HSI Euro Put Wts Sep 2009 A	200,000,000	2009/01/16	2009/09/29	50.00
16166	Credit Suisse - A50 China European Put Warrants Sep 2009	200,000,000	2009/01/16	2009/09/07	47.80
16165	Credit Suisse -HKEx European Put Warrants Oct 2009	200,000,000	2009/01/16	2009/10/05	42.00

Main Board Warrants

Code	Derivative warrants	No. of			Amount raised (HK\$ mil.)
		issue (units)	Listing date	Expiry	
16163	SGA Societe Generale Acceptance N.V. - BOCL Eu Wt Aug 2009 B	200,000,000	2009/01/16	2009/08/03	59.00
16164	SGA Societe Generale Acceptance N.V. - BOCL Eu Wt Sep 2009 B	200,000,000	2009/01/16	2009/09/14	84.00
16153	SGA Societe Generale Acceptance N.V. - CCB Eur Wt Sep 2009 B	150,000,000	2009/01/16	2009/09/21	138.00
16159	SGA Societe Generale Acceptance N.V. - CLife Eu Wt Sep 2009C	300,000,000	2009/01/16	2009/09/28	174.00
16160	SGA Societe Generale Acceptance N.V. - CTel Eu Wt Aug 2009 B	150,000,000	2009/01/16	2009/08/24	102.75
16162	SGA Societe Generale Acceptance N.V. - A50 Ch Eu Wt Oct 09 C	500,000,000	2009/01/16	2009/10/19	132.50
16150	SGA Societe Generale Acceptance N.V. - HSI Eur Wt Jul 2009 D	300,000,000	2009/01/16	2009/07/30	78.00
16151	SGA Societe Generale Acceptance N.V. - HSI Eur Wt Jul 2009 E	300,000,000	2009/01/16	2009/07/30	79.50
16154	SGA Societe Generale Acceptance N.V. - HSI Eu Put Wt Jul 09F	300,000,000	2009/01/16	2009/07/30	78.00
16155	SGA Societe Generale Acceptance N.V. - HSI Eu Put Wt Jul 09G	300,000,000	2009/01/16	2009/07/30	78.00
16156	SGA Societe Generale Acceptance N.V. - HSI Eu Put Wt Jul 09H	300,000,000	2009/01/16	2009/07/30	79.50
16157	SGA Societe Generale Acceptance N.V. - HSI Eu Put Wt Jul 09I	300,000,000	2009/01/16	2009/07/30	76.50
16161	SGA Societe Generale Acceptance N.V. - ICBC Eu Wt Aug 2009 B	150,000,000	2009/01/16	2009/08/18	113.25
16173	BNP Paribas Arbit Issu B.V. - BOCL European Wts Dec 2009	200,000,000	2009/01/19	2009/12/14	70.00
16174	BNP Paribas Arbit Issu B.V. - BOCL European Wts Jan 2010	200,000,000	2009/01/19	2010/01/18	94.00
16169	SGA Societe Generale Acceptance N.V. - CCB Eur Wt Jul 2009 B	150,000,000	2009/01/19	2009/07/27	126.00
16168	SGA Societe Generale Acceptance N.V. - CCCCL Eu Wt Dec 2009	300,000,000	2009/01/19	2009/12/28	76.50
16170	SGA Societe Generale Acceptance N.V. - Datang Eu Wt Aug 2009	100,000,000	2009/01/19	2009/08/31	108.00
16171	SGA Societe Generale Acceptance N.V. - A50 Ch Eu Wt Jul 2009	500,000,000	2009/01/19	2009/07/20	85.00
16172	SGA Societe Generale Acceptance N.V. - A50 Ch Eu Wt Aug 09 B	500,000,000	2009/01/19	2009/08/28	90.00
16175	KBC Fin Products Int'l Ltd. - BOCL Euro Put Wts Aug 2009	268,000,000	2009/01/20	2009/08/10	96.48
16176	KBC Fin Products Int'l Ltd. - ICBC European Wts Jul 2009 D	400,000,000	2009/01/20	2009/07/20	100.00
16186	BNP Paribas Arbit Issu B.V. - CNOOC European Wts Oct 2009	200,000,000	2009/01/21	2009/10/27	40.00
16189	Deutsche Bank AG - HSBC European Put Warrants Oct 2009	200,000,000	2009/01/21	2009/10/15	38.00
16187	KBC Fin Products Int'l Ltd. - Sinopec Euro Wts Jul 2009	178,000,000	2009/01/21	2009/07/21	99.68
16188	KBC Fin Products Int'l Ltd. - A50 Ch Euro Wts Aug 2009	400,000,000	2009/01/21	2009/08/20	100.00
16177	Macquarie Bank Ltd. - Bank of EA European Warrants Sep 2009	100,000,000	2009/01/21	2009/09/29	25.20
16178	Macquarie Bank Ltd. - Huaneng Power European Wts Sep 2009	50,000,000	2009/01/21	2009/09/29	22.20
16179	Macquarie Bank Ltd. - Jiangxi Copper European Wts Dec 2009	100,000,000	2009/01/21	2009/12/30	25.00
16180	Macquarie Bank Ltd. - Swire Pacific A European Wts Sep 2009	150,000,000	2009/01/21	2009/09/29	71.70
16182	SGA Societe Generale Acceptance N.V. - CLife Eu Wt Aug 2009C	300,000,000	2009/01/21	2009/08/03	156.00
16183	SGA Societe Generale Acceptance N.V. - CLife Eu Wt Nov 2009B	300,000,000	2009/01/21	2009/11/09	174.00
16184	SGA Societe Generale Acceptance N.V. - CP&CC Eur Wt Oct 2009	150,000,000	2009/01/21	2009/10/19	166.50
16181	SGA Societe Generale Acceptance N.V. - HSI Eu Put Wt Jul 09J	300,000,000	2009/01/21	2009/07/30	78.00
16185	SGA Societe Generale Acceptance N.V. - Petch Eu Wt Nov 2009D	400,000,000	2009/01/21	2009/11/30	71.20
16208	ABN AMRO Bank N.V. - HSBC European Warrants Dec 2010 A	400,000,000	2009/01/22	2010/12/28	100.00
16212	ABN AMRO Bank N.V. - HSBC European Put Warrants Dec 2010	400,000,000	2009/01/22	2010/12/20	108.00
16201	Credit Suisse - BOCL European Warrants Aug 2009	200,000,000	2009/01/22	2009/08/03	50.00
16202	Credit Suisse - China Life European Warrants Aug 2009 B	200,000,000	2009/01/22	2009/08/17	48.00
16203	Credit Suisse - HSBC European Wts Oct 2009 A	200,000,000	2009/01/22	2009/10/12	34.00
16204	Credit Suisse - ICBC European Warrants Jun 2009	200,000,000	2009/01/22	2009/06/08	42.00
16205	Credit Suisse - ICBC European Warrants Jul 2009	200,000,000	2009/01/22	2009/07/27	60.00
16206	KBC Fin Products Int'l Ltd. - ICBC European Wts Sep 2009 C	118,000,000	2009/01/22	2009/09/01	95.58
16207	KBC Fin Products Int'l Ltd. - ICBC Euro Put Wts Aug 2009 B	400,000,000	2009/01/22	2009/08/10	100.00

Main Board Warrants

Code	Derivative warrants	No. of issue (units)	Listing date	Expiry	Amount raised (HK\$ mil.)
16193	Macquarie Bank Ltd. - BOCL European Warrants Sep 2009	150,000,000	2009/01/22	2009/09/29	37.65
16194	Macquarie Bank Ltd. - HSBC European Warrants Mar 2010	150,000,000	2009/01/22	2010/03/30	37.65
16190	CC Rabobank B.A. - HSBC European Warrants Jul 2009	200,000,000	2009/01/22	2009/07/30	50.00
16191	CC Rabobank B.A. - HSBC European Warrants Oct 2009 D	200,000,000	2009/01/22	2009/10/30	50.00
16192	CC Rabobank B.A. - HSBC European Put Warrants Sep 2009 B	150,000,000	2009/01/22	2009/09/29	37.50
16195	SGA Societe Generale Acceptance N.V. - BOCL Eu Wt Nov 2009 B	200,000,000	2009/01/22	2009/11/02	76.00
16196	SGA Societe Generale Acceptance N.V. - CCB Eur Wt Nov 2009 B	150,000,000	2009/01/22	2009/11/23	102.00
16197	SGA Societe Generale Acceptance N.V. - HSBC Eu Wt Aug 2009 A	80,000,000	2009/01/22	2009/08/03	79.68
16198	SGA Societe Generale Acceptance N.V. - ICBC Eu Wt May 2009 B	150,000,000	2009/01/22	2009/05/25	66.00
16199	SGA Societe Generale Acceptance N.V. - ICBC Eu Wt Aug 2009 C	150,000,000	2009/01/22	2009/08/24	135.00
16200	SGA Societe Generale Acceptance N.V. - SHK P Eu Wt Dec 2009	500,000,000	2009/01/22	2009/12/30	75.50
15803#	Credit Suisse - HSBC European Wts Aug 2009	300,000,000	2009/01/22	2009/08/25	20.40
16210	BNP Paribas Arbit Issu B.V. - Ch Mobile Euro Wts Apr 2010	200,000,000	2009/01/23	2010/04/16	46.00
16214	BNP Paribas Arbit Issu B.V. - Ch Mobile Eu Put Wt Apr 2010	200,000,000	2009/01/23	2010/04/19	42.00
16213	Deutsche Bank AG - China Life European Warrants Jul 2009 C	300,000,000	2009/01/23	2009/07/27	129.00
16216	Deutsche Bank AG - A50 China European Warrants Aug 2009	300,000,000	2009/01/23	2009/08/17	63.00
16215	Deutsche Bank AG - HSBC European Warrants Oct 2009 B	300,000,000	2009/01/23	2009/10/12	45.00
16217	Goldman Sachs SP (Asia) - BOCL European Warrants Jul 2009	200,000,000	2009/01/23	2009/07/30	50.00
16209	Goldman Sachs SP (Asia) - HSBC European Warrants Dec 2010 B	300,000,000	2009/01/23	2010/12/30	75.00
16211	SGA Societe Generale Acceptance N.V. - Ch Mob Eu Wt Oct 09 C	800,000,000	2009/01/23	2009/10/23	144.00
16218	SGA Societe Generale Acceptance N.V. - Ch Mob Eu Wt Aug 09 B	500,000,000	2009/01/29	2009/08/17	75.00
16219	SGA Societe Generale Acceptance N.V. - HSBC Eu Wt Oct 2009 B	500,000,000	2009/01/29	2009/10/09	75.00
16017#	BNP Paribas Arbit Issu B.V. - HSBC European Wts Jul 2009 D	500,000,000	2009/01/29	2009/07/02	43.00
15633#	CC Rabobank B.A. - HSBC European Warrants Jan 2010	200,000,000	2009/01/29	2010/01/21	11.80
16233	ABN AMRO Bank N.V. - HSBC European Put Warrants Jul 2010	400,000,000	2009/01/30	2010/07/26	100.00
16220	ABN AMRO Bank N.V. - HSBC European Warrants Dec 2010 B	400,000,000	2009/01/30	2010/12/28	100.00
16221	BNP Paribas Arbit Issu B.V. - CC Bank Euro Wts Aug 2009	200,000,000	2009/01/30	2009/08/24	176.00
16222	BNP Paribas Arbit Issu B.V. - CC Bank Euro Wts Sep 2009	200,000,000	2009/01/30	2009/09/28	142.00
16227	BNP Paribas Arbit Issu B.V. - HSBC European Wts Apr 2010	200,000,000	2009/01/30	2010/04/26	50.00
16223	BNP Paribas Arbit Issu B.V. - ICBC European Wts Oct 2009 A	200,000,000	2009/01/30	2009/10/27	128.00
16224	BNP Paribas Arbit Issu B.V. - ICBC European Wts Oct 2009 B	200,000,000	2009/01/30	2009/10/12	86.00
16225	Credit Suisse - China Mobile European Warrants Jan 2010	500,000,000	2009/01/30	2010/01/25	125.00
16226	Credit Suisse - HSBC European Wts Jun 2010	500,000,000	2009/01/30	2010/06/14	125.00
16230	UBS AG - HSBC European Warrants Jul 2009	500,000,000	2009/01/30	2009/07/06	75.00
16231	UBS AG - HSBC European Warrants Apr 2010 A	500,000,000	2009/01/30	2010/04/12	125.00
16232	UBS AG - HSBC European Warrants Apr 2010 B	500,000,000	2009/01/30	2010/04/12	125.00
16228	KBC Fin Products Int'l Ltd. - CC Bank Euro Wts Aug 2009 B	208,000,000	2009/02/02	2009/08/03	97.76
16229	KBC Fin Products Int'l Ltd. - Sinopec Euro Wts Aug 2009	298,000,000	2009/02/02	2009/08/03	98.34
16235	BNP Paribas Arbit Issu B.V. - HSBC European Wts Jun 2010	300,000,000	2009/02/02	2010/06/28	75.00
16240	KBC Fin Products Int'l Ltd. - HSBC Euro Put Wts Dec 2009	368,000,000	2009/02/02	2009/12/01	99.36
16241	KBC Fin Products Int'l Ltd. - HSBC Euro Put Wts Sep 2010	400,000,000	2009/02/02	2010/09/01	100.00
16238	KBC Fin Products Int'l Ltd. - HSBC European Wts Apr 2010 A	378,000,000	2009/02/02	2010/04/01	98.28
16239	KBC Fin Products Int'l Ltd. - HSBC European Wts Apr 2010 B	400,000,000	2009/02/02	2010/04/12	100.00
16236	SGA Societe Generale Acceptance N.V. - CLife Eu Wt Aug 2009D	300,000,000	2009/02/02	2009/08/31	168.00

Main Board Warrants

Code	Derivative warrants	No. of issue (units)	Listing date	Expiry	Amount raised (HK\$ mil.)
16234	SGA Societe Generale Acceptance N.V. - CMB Euro Wts Aug 2009	200,000,000	2009/02/02	2009/08/18	60.00
16237	SGA Societe Generale Acceptance N.V. - HSBC Eu Wt Aug 2009 B	100,000,000	2009/02/02	2009/08/03	94.00
16242	Credit Suisse - CC Bank European Warrants Jun 2009	200,000,000	2009/02/03	2009/06/01	37.60
16243	Deutsche Bank AG - China Life European Warrants Aug 2009 D	300,000,000	2009/02/03	2009/08/17	204.00
16244	Deutsche Bank AG - HSBC European Put Warrants Sep 2009 B	300,000,000	2009/02/03	2009/09/29	53.10
16245	ABN AMRO Bank N.V. - HSI European Put Warrants May 2009 B	300,000,000	2009/02/04	2009/05/27	55.50
16247	HK Bank - CC Bank European Put Warrants Aug 2009	280,000,000	2009/02/05	2009/08/14	193.20
16246	HK Bank - A50 China European Put Warrants Dec 2009	280,000,000	2009/02/05	2009/12/17	70.00
16248	HK Bank - ICBC European Put Warrants Aug 2009	280,000,000	2009/02/05	2009/08/14	131.60
16252	UBS AG - HSBC European Warrants Jul 2010	500,000,000	2009/02/05	2010/07/26	125.00
16253	UBS AG - HSBC European Put Warrants Dec 2009 C	500,000,000	2009/02/05	2009/12/14	125.00
16249	UBS AG - HSI European Warrants Dec 2009 A	500,000,000	2009/02/05	2009/12/30	135.00
16250	UBS AG - HSI European Warrants Dec 2009 B	500,000,000	2009/02/05	2009/12/30	130.00
16251	UBS AG - HSI European Warrants Dec 2009 C	500,000,000	2009/02/05	2009/12/30	125.00
16254	UBS AG - HSI European Put Warrants Dec 2009 D	500,000,000	2009/02/05	2009/12/30	125.00
16255	UBS AG - HSI European Put Warrants Dec 2009 E	500,000,000	2009/02/05	2009/12/30	130.00
16256	UBS AG - HSI European Put Warrants Dec 2009 F	500,000,000	2009/02/05	2009/12/30	135.00
10859	ABN AMRO Bank N.V. - Gold European Warrants Oct 2009	200,000,000	2009/02/06	2009/10/27	50.00
10865	ABN AMRO Bank N.V. - Gold European Put Warrants Oct 2009	200,000,000	2009/02/06	2009/10/19	54.40
16257	ABN AMRO Bank N.V. - PetroChina European Warrants Nov 2009 C	388,000,000	2009/02/06	2009/11/23	58.20
16264	BNP Paribas Arbit Issu B.V. - HSI European Wts Aug 2009 E	300,000,000	2009/02/09	2009/08/28	75.00
16265	BNP Paribas Arbit Issu B.V. - HSI Euro Put Wts Jun 2009 G	300,000,000	2009/02/09	2009/06/29	48.00
16266	Deutsche Bank AG - HKEx European Warrants Nov 2009	300,000,000	2009/02/09	2009/11/30	75.00
16267	Deutsche Bank AG - HSBC European Warrants Apr 2010 A	300,000,000	2009/02/09	2010/04/26	54.00
16268	Deutsche Bank AG - ICBC European Warrants Aug 2009	300,000,000	2009/02/09	2009/08/10	153.00
16260	SGA Societe Generale Acceptance N.V. - BOCL Eu Wt Oct 2009 B	200,000,000	2009/02/09	2009/10/02	73.00
16261	SGA Societe Generale Acceptance N.V. - A50 Ch Eu Wt Dec 09B	500,000,000	2009/02/09	2009/12/14	127.50
16258	SGA Societe Generale Acceptance N.V. - HSCEI Eu Wt Aug 2009A	200,000,000	2009/02/09	2009/08/28	50.00
16259	SGA Societe Generale Acceptance N.V. - HSCEI Eu Wt Aug 2009B	200,000,000	2009/02/09	2009/08/28	50.00
16262	SGA Societe Generale Acceptance N.V. -HSCEI Eu Put Wt Aug09C	200,000,000	2009/02/09	2009/08/28	50.00
16263	SGA Societe Generale Acceptance N.V. -HSCEI Eu Put Wt Aug09D	200,000,000	2009/02/09	2009/08/28	50.00
16269	Deutsche Bank AG - BOCL European Warrants Aug 2009 B	200,000,000	2009/02/10	2009/08/10	58.00
16270	Deutsche Bank AG - CC Bank European Warrants Aug 2009	200,000,000	2009/02/10	2009/08/17	116.00
16271	Deutsche Bank AG - China Mobile European Warrants Nov 2009 B	300,000,000	2009/02/10	2009/11/02	57.00
16274	BNP Paribas Arbit Issu B.V. - HSCEI European Wts Aug 2009	200,000,000	2009/02/11	2009/08/28	50.00
16275	BNP Paribas Arbit Issu B.V. - HSCEI European Wts Sep 2009	200,000,000	2009/02/11	2009/09/29	54.00
16278	BNP Paribas Arbit Issu B.V. - HSCEI Euro Put Wts Aug 2009	200,000,000	2009/02/11	2009/08/28	54.00
16279	BNP Paribas Arbit Issu B.V. - HSCEI Euro Put Wts Sep 2009	200,000,000	2009/02/11	2009/09/29	58.00
16273	Macquarie Bank Ltd. - Ch Comm Cons European Wts Dec 2009	150,000,000	2009/02/11	2009/12/30	37.65
16272	Macquarie Bank Ltd. - China Coal European Warrants Mar 2010	150,000,000	2009/02/11	2010/03/30	37.65
10860	SGA Societe Generale Acceptance N.V. - AUD/USD Eur Wt Aug 09	100,000,000	2009/02/11	2009/08/14	25.00
10864	SGA Societe Generale Acceptance N.V. -AUD/USD Eu Put Wt Aug09	100,000,000	2009/02/11	2009/08/14	25.00
16276	SGA Societe Generale Acceptance N.V. - CCoal Eur Wt Dec 2009	500,000,000	2009/02/11	2009/12/04	81.50
10863	SGA Societe Generale Acceptance N.V. - EUR/USD Eu Wt Aug2009	100,000,000	2009/02/11	2009/08/14	25.00

Main Board Warrants

Code	Derivative warrants	No. of			Amount raised (HK\$ mil.)
		issue (units)	Listing date	Expiry	
10867	SGA Societe Generale Acceptance N.V.-EUR/USD Eu Put Wt Aug09	100,000,000	2009/02/11	2009/08/14	25.00
10866	SGA Societe Generale Acceptance N.V. - USD/YEN Eu Wt Aug2009	100,000,000	2009/02/11	2009/08/14	25.00
10870	SGA Societe Generale Acceptance N.V.-USD/YEN Eu Put Wt Aug09	100,000,000	2009/02/11	2009/08/14	25.00
16280	Deutsche Bank AG - BOCL European Put Warrants Aug 2009	150,000,000	2009/02/12	2009/08/17	42.00
16286	CC Rabobank B.A. - BOCL European Warrants Sep 2009	100,000,000	2009/02/12	2009/09/11	25.00
16282	CC Rabobank B.A. - BankComm European Warrants Dec 2009	200,000,000	2009/02/12	2009/12/08	32.00
16285	CC Rabobank B.A. - A50 China European Warrants Dec 2009	100,000,000	2009/02/12	2009/12/22	22.00
16283	CC Rabobank B.A. - HSBC European Warrants Dec 2010	250,000,000	2009/02/12	2010/12/22	37.50
16281	CC Rabobank B.A. - HSI European Warrants Oct 2009 A	200,000,000	2009/02/12	2009/10/29	50.00
16287	CC Rabobank B.A. - HSI European Put Warrants Oct 2009	200,000,000	2009/02/12	2009/10/29	62.00
16288	CC Rabobank B.A. - HSI European Put Warrants Dec 2009	200,000,000	2009/02/12	2009/12/30	54.00
16284	CC Rabobank B.A. - Tencent Holdings European Wts Feb 2010	220,000,000	2009/02/12	2010/02/22	55.00
16277	SGA Societe Generale Acceptance N.V. - Petch Eu Wt Nov 2009E	500,000,000	2009/02/12	2009/11/09	83.50
16291	ABN AMRO Bank N.V. - HSI European Warrants Jul 2009	300,000,000	2009/02/13	2009/07/30	47.70
16290	Macquarie Bank Ltd. - HSBC European Warrants Sep 2009 D	200,000,000	2009/02/13	2009/09/29	234.20
16294	Macquarie Bank Ltd. - HSBC European Put Warrants Sep 2009 C	200,000,000	2009/02/13	2009/09/30	112.40
16289	SGA Societe Generale Acceptance N.V. - BOCL Eu Wt Aug 2009 C	200,000,000	2009/02/13	2009/08/20	54.00
16297	BNP Paribas Arbit Issu B.V. - China Life Euro Wts Feb 2011	200,000,000	2009/02/16	2011/02/02	182.00
16298	BNP Paribas Arbit Issu B.V. - HSBC European Wts Jun 2011	200,000,000	2009/02/16	2011/06/02	50.00
16299	BNP Paribas Arbit Issu B.V. - PetroCh Euro Wts May 2011	200,000,000	2009/02/16	2011/05/03	50.00
16296	Macquarie Bank Ltd. - Zijin Mining European Wts Dec 2010	200,000,000	2009/02/16	2010/12/30	50.80
16300	SGA Societe Generale Acceptance N.V. - BOCL Eu Wt Oct 2009 C	200,000,000	2009/02/16	2009/10/27	66.00
16292	SGA Societe Generale Acceptance N.V. - CLife Eu Wt Oct 2009C	300,000,000	2009/02/16	2009/10/27	96.00
16301	SGA Societe Generale Acceptance N.V. - A50 Ch Eu Wt Nov 09 B	500,000,000	2009/02/16	2009/11/02	108.00
16293	SGA Societe Generale Acceptance N.V. - HSBC Eu Wt Oct 2009 C	500,000,000	2009/02/16	2009/10/30	75.00
16295	SGA Societe Generale Acceptance N.V. - ICBC Eu Wt Oct 2009 A	150,000,000	2009/02/16	2009/10/27	88.50
16302	UBS AG - A50 China European Warrants Oct 2009 B	500,000,000	2009/02/16	2009/10/27	125.00
16303	UBS AG - A50 China European Warrants Oct 2009 C	500,000,000	2009/02/16	2009/10/27	125.00
16304	UBS AG - A50 China European Warrants Oct 2009 D	500,000,000	2009/02/16	2009/10/27	125.00
16316	ABN AMRO Bank N.V. - China Mobile European Wts Oct 2009 A	500,000,000	2009/02/17	2009/10/16	75.00
16309	KBC Fin Products Int'l Ltd. - Ch Mobile Eu Put Wt Dec 2009	328,000,000	2009/02/17	2009/12/14	49.20
16307	KBC Fin Products Int'l Ltd. - CC Bank Euro Wts Oct 2009	218,000,000	2009/02/17	2009/10/02	91.56
16308	KBC Fin Products Int'l Ltd. - China Life Eur Put Wt Sep 09 L	248,000,000	2009/02/17	2009/09/01	99.20
16311	KBC Fin Products Int'l Ltd. - HSCEI Euro Wts Aug 2009 A	400,000,000	2009/02/17	2009/08/28	100.00
16312	KBC Fin Products Int'l Ltd. - HSCEI Euro Wts Aug 2009 B	400,000,000	2009/02/17	2009/08/28	100.00
16310	KBC Fin Products Int'l Ltd. - ICBC European Wts Sep 2009 D	180,000,000	2009/02/17	2009/09/01	97.20
16313	Standard Bank PLC - China Mobile European Warrants Apr 2010	200,000,000	2009/02/17	2010/04/28	50.00
16314	Standard Bank PLC - China Shenhua European Warrants Dec 2009	200,000,000	2009/02/17	2009/12/30	50.00
16315	Standard Bank PLC - PetroChina European Warrants Apr 2010	200,000,000	2009/02/17	2010/04/05	50.00
16305	SGA Societe Generale Acceptance N.V. - CMB Euro Wts Jun 2009	300,000,000	2009/02/17	2009/06/29	68.10
16306	SGA Societe Generale Acceptance N.V. - Ping An Eu Wt Nov2011	500,000,000	2009/02/17	2011/11/21	86.50
16319	UBS AG - CC Bank European Put Warrants Dec 2009	500,000,000	2009/02/17	2009/12/21	140.00
16318	UBS AG - CC Bank European Warrants Nov 2009 F	500,000,000	2009/02/17	2009/11/30	125.00
16320	UBS AG - China Life European Warrants Dec 2009	500,000,000	2009/02/17	2009/12/21	125.00

Main Board Warrants

Code	Derivative warrants	No. of			Amount raised (HK\$ mil.)
		issue (units)	Listing date	Expiry	
16321	UBS AG - China Mobile European Warrants Nov 2009 B	500,000,000	2009/02/17	2009/11/30	125.00
16323	UBS AG - HKEx European Warrants Oct 2009	500,000,000	2009/02/17	2009/10/19	75.00
16325	UBS AG - HKEx European Put Warrants Apr 2010	500,000,000	2009/02/17	2010/04/26	75.00
16326	UBS AG - HSBC European Warrants Nov 2009	500,000,000	2009/02/17	2009/11/02	75.00
16322	UBS AG - ICBC European Put Warrants Nov 2009	500,000,000	2009/02/17	2009/11/30	125.00
16317	UBS AG - ICBC European Warrants Nov 2009 D	500,000,000	2009/02/17	2009/11/30	125.00
16324	UBS AG - SPDR Gold Trust European Warrants Feb 2010 A	500,000,000	2009/02/17	2010/02/22	125.00
16334	KBC Fin Products Int'l Ltd. - A50 Ch Euro Wts Sep 2009 B	378,000,000	2009/02/18	2009/09/15	98.28
16335	KBC Fin Products Int'l Ltd. - A50 Ch Euro Wts Oct 2009 B	400,000,000	2009/02/18	2009/10/09	100.00
16336	KBC Fin Products Int'l Ltd. - A50 Ch Euro Wts Nov 2009	400,000,000	2009/02/18	2009/11/02	90.80
16327	KBC Fin Products Int'l Ltd. - HSI European Wts Aug 2009 F	400,000,000	2009/02/18	2009/08/28	100.00
16328	KBC Fin Products Int'l Ltd. - HSI European Wts Aug 2009 G	400,000,000	2009/02/18	2009/08/28	100.00
16332	Macquarie Bank Ltd. - BankComm European Warrants Dec 2010	388,000,000	2009/02/18	2010/12/30	97.78
16333	Macquarie Bank Ltd. - CC Bank European Put Warrants Sep 2009	100,000,000	2009/02/18	2009/09/29	58.20
16331	Macquarie Bank Ltd. - A50 China European Warrants Dec 2009	388,000,000	2009/02/18	2009/12/29	97.39
16329	Macquarie Bank Ltd. - HSI European Warrants Sep 2009	150,000,000	2009/02/18	2009/09/29	37.50
16330	Macquarie Bank Ltd. - HSI European Warrants Dec 2009 A	150,000,000	2009/02/18	2009/12/30	37.50
16337	Macquarie Bank Ltd. - China Shenhua European Wts Sep 2009 B	200,000,000	2009/02/19	2009/09/29	112.80
16338	Macquarie Bank Ltd. - Hang Seng Bank European Wts Mar 2010	200,000,000	2009/02/19	2010/03/30	50.40
16339	Macquarie Bank Ltd. - Hutchison European Warrants Dec 2009	200,000,000	2009/02/19	2009/12/30	121.20
16340	Macquarie Bank Ltd. - New World Dev European Wts Jun 2010	200,000,000	2009/02/19	2010/06/29	54.00
16358	ABN AMRO Bank N.V. - BOCL European Warrants Sep 2009	300,000,000	2009/02/20	2009/09/28	75.90
16359	ABN AMRO Bank N.V. - ICBC European Warrants Sep 2009	300,000,000	2009/02/20	2009/09/28	129.00
16345	BNP Paribas Arbit Issu B.V. - CHALCO European Wts Jul 2010	100,000,000	2009/02/20	2010/07/05	26.00
16346	BNP Paribas Arbit Issu B.V. - BOCL European Wts Sep 2009	100,000,000	2009/02/20	2009/09/03	33.00
16347	BNP Paribas Arbit Issu B.V. - China Life Euro Wts Oct 2009 B	200,000,000	2009/02/20	2009/10/05	68.00
16348	BNP Paribas Arbit Issu B.V. - CRCC European Wts Sep 2009	100,000,000	2009/02/20	2009/09/03	26.00
16357	Deutsche Bank AG - A50 China European Warrants Nov 2009	300,000,000	2009/02/20	2009/11/02	57.00
16350	Goldman Sachs SP (Asia) - HSI European Warrants Aug 2009	200,000,000	2009/02/20	2009/08/28	50.00
16354	Goldman Sachs SP (Asia) - HSI European Put Wts Aug 2009	200,000,000	2009/02/20	2009/08/28	50.00
16343	Macquarie Bank Ltd. - China Mobile European Wts Dec 2009	150,000,000	2009/02/20	2009/12/30	22.50
16342	Macquarie Bank Ltd. - China Mobile European Wts Sep 2010	150,000,000	2009/02/20	2010/09/29	37.50
16341	Macquarie Bank Ltd. - HSCEI European Warrants Sep 2009	150,000,000	2009/02/20	2009/09/29	37.50
16344	Macquarie Bank Ltd. - HSCEI European Put Warrants Sep 2009	150,000,000	2009/02/20	2009/09/29	37.50
16351	CC Rabobank B.A.-Ch Comm Cons European Put Warrants Mar 2010	100,000,000	2009/02/20	2010/03/19	40.00
16352	CC Rabobank B.A.-Ch Railway Cons European Put Warrants Mar10	100,000,000	2009/02/20	2010/03/19	48.00
16355	CC Rabobank B.A. - A50 China European Put Warrants Dec 2009	100,000,000	2009/02/20	2009/12/18	48.00
16353	CC Rabobank B.A. - HKEx European Put Warrants Oct 2010	150,000,000	2009/02/20	2010/10/08	39.75
16356	CC Rabobank B.A. - HSI European Put Warrants Sep 2009 A	200,000,000	2009/02/20	2009/09/29	62.00
16349	SGA Societe Generale Acceptance N.V. - CNOOC Eu Wt Oct 2009D	350,000,000	2009/02/20	2009/10/27	52.50
16360	BNP Paribas Arbit Issu B.V. - HSI Euro Put Wts Aug 2009 F	300,000,000	2009/02/23	2009/08/28	75.00
16361	BNP Paribas Arbit Issu B.V. - HSI Euro Put Wts Sep 2009 B	300,000,000	2009/02/23	2009/09/29	75.00
16366	Barclays Bank plc - HSI European Put Warrants Jul 2009	500,000,000	2009/02/24	2009/07/30	91.00
16362	Barclays Bank plc - HSI European Warrants Jun 2009 B	500,000,000	2009/02/24	2009/06/29	81.50

Main Board Warrants

Code	Derivative warrants	No. of issue (units)	Listing date	Expiry	Amount raised (HK\$ mil.)
16363	Barclays Bank plc - HSI European Warrants Sep 2009 B	500,000,000	2009/02/24	2009/09/29	75.50
16375	KBC Fin Products Int'l Ltd. - BOCL European Wts Sep 2009 D	400,000,000	2009/02/24	2009/09/10	100.00
16376	KBC Fin Products Int'l Ltd. - Ch Mobile Euro Wt Oct 2009 B	408,000,000	2009/02/24	2009/10/21	74.26
16377	KBC Fin Products Int'l Ltd. - Hutchison Euro Wts Aug 2009	208,000,000	2009/02/24	2009/08/24	95.68
16374	KBC Fin Products Int'l Ltd. - Hutchison Euro Wts Sep 2009	378,000,000	2009/02/24	2009/09/15	98.28
16378	KBC Fin Products Int'l Ltd. - Hutchison Eur Put Wts Sep 2009	178,000,000	2009/02/24	2009/09/02	97.90
16365	Macquarie Bank Ltd. - China COSCO European Warrants Nov 2009	200,000,000	2009/02/24	2009/11/27	30.80
16373	Macquarie Bank Ltd. - A50 China European Put Warrants Dec 09	250,000,000	2009/02/24	2009/12/30	62.50
16364	Macquarie Bank Ltd. - HSBC European Warrants Sep 2010	200,000,000	2009/02/24	2010/09/29	50.00
16372	Macquarie Bank Ltd. - SHK Ppt European Warrants Dec 2009	150,000,000	2009/02/24	2009/12/30	117.75
16371	Standard Bank PLC - China Life European Warrants Oct 2009	200,000,000	2009/02/24	2009/10/23	50.00
16367	SGA Societe Generale Acceptance N.V. - BOCL Eu Wt Sep 2009 C	200,000,000	2009/02/24	2009/09/16	50.00
16368	SGA Societe Generale Acceptance N.V. - BOCom Eur Wt Oct 09 B	50,000,000	2009/02/24	2009/10/19	44.50
16369	SGA Societe Generale Acceptance N.V. - ChiUnicom Eur Wts Nov09	100,000,000	2009/02/24	2009/11/30	25.00
16370	SGA Societe Generale Acceptance N.V. - A50 Ch Eu Wt Aug 09 C	500,000,000	2009/02/24	2009/08/28	75.50
16380	BNP Paribas Arbit Issu B.V. - China Life Euro Wts Sep 2009	200,000,000	2009/02/25	2009/09/03	98.00
16381	BNP Paribas Arbit Issu B.V. - HKEx European Wts Dec 2009	200,000,000	2009/02/25	2009/12/02	38.00
16382	BNP Paribas Arbit Issu B.V. - HSI European Wts Aug 2009 G	300,000,000	2009/02/25	2009/08/28	90.00
16384	Deutsche Bank AG - HSBC European Warrants Apr 2010 B	300,000,000	2009/02/25	2010/04/01	51.00
16383	Deutsche Bank AG - SPDR Gold Trust European Warrants Dec2009	200,000,000	2009/02/25	2009/12/21	50.00
16379	Macquarie Bank Ltd. - HSI European Put Warrants Dec 2009 C	150,000,000	2009/02/25	2009/12/30	37.50
16203#	Credit Suisse - HSBC European Wts Oct 2009 A	200,000,000	2009/02/25	2009/10/12	12.80
15350#	CC Rabobank B.A. - A50 China European Warrants May 2009	100,000,000	2009/02/25	2009/05/27	14.40
16385	Credit Suisse - SPDR Gold Trust European Warrants Feb 2010	200,000,000	2009/02/26	2010/02/08	50.00
16389	Deutsche Bank AG - CC Bank European Warrants Sep 2009	300,000,000	2009/02/26	2009/09/07	136.50
16386	UBS AG - SPDR Gold Trust European Warrants Dec 2009	300,000,000	2009/02/26	2009/12/14	75.00
16387	UBS AG - SPDR Gold Trust European Warrants Jan 2010	300,000,000	2009/02/26	2010/01/25	75.00
16388	UBS AG - SPDR Gold Trust European Warrants Feb 2010 B	300,000,000	2009/02/26	2010/02/22	75.00
16397	ABN AMRO Bank N.V. - China Mobile European Wts Oct 2009 B	200,000,000	2009/02/27	2009/10/23	31.60
10868	Deutsche Bank AG - DJIA European Warrants Dec 2009	200,000,000	2009/02/27	2009/12/21	64.00
10872	Deutsche Bank AG - DJIA European Put Warrants Dec 2009	200,000,000	2009/02/27	2009/12/21	50.00
16390	Macquarie Bank Ltd. - HKEx European Warrants Jan 2010	150,000,000	2009/02/27	2010/01/28	22.50
16391	Macquarie Bank Ltd. - HKEx European Put Warrants Apr 2010	150,000,000	2009/02/27	2010/04/29	22.50
16396	SGA Societe Generale Acceptance N.V. - HSI Eu Put Wt Aug2009	300,000,000	2009/02/27	2009/08/28	75.00
16392	SGA Societe Generale Acceptance N.V. - HSI Eur Wt Aug 2009 A	300,000,000	2009/02/27	2009/08/28	75.00
16393	SGA Societe Generale Acceptance N.V. - HSI Eur Wt Aug 2009 B	300,000,000	2009/02/27	2009/08/28	75.00
16394	SGA Societe Generale Acceptance N.V. - HSI Eur Wt Aug 2009 C	300,000,000	2009/02/27	2009/08/28	75.00
16395	SGA Societe Generale Acceptance N.V. - HSI Eur Wt Aug 2009 D	300,000,000	2009/02/27	2009/08/28	75.00
16403	Deutsche Bank AG - HSI European Put Warrants Jul 2009 H	300,000,000	2009/03/03	2009/07/30	54.00
16404	Deutsche Bank AG - HSI European Put Warrants Jul 2009 I	300,000,000	2009/03/03	2009/07/30	63.00
16399	J P Morgan SP BV - CM Bank European Warrants Sep 2009	200,000,000	2009/03/03	2009/09/29	53.00
16400	Macquarie Bank Ltd. - China Overseas European Wts Dec 2009	200,000,000	2009/03/03	2009/12/30	54.40
16401	Macquarie Bank Ltd. - Hang Lung Ppt European Wts Apr 2010	150,000,000	2009/03/03	2010/04/29	41.10
16402	Macquarie Bank Ltd. - Wharf European Warrants Dec 2009	150,000,000	2009/03/03	2009/12/30	37.50

Main Board Warrants

Code	Derivative warrants	No. of issue (units)	Listing date	Expiry	Amount raised (HK\$ mil.)
16416	BNP Paribas Arbit Issu B.V. - HSI European Wts Sep 2009 D	300,000,000	2009/03/04	2009/09/29	75.00
16417	BNP Paribas Arbit Issu B.V. - HSI European Wts Sep 2009 E	300,000,000	2009/03/04	2009/09/29	75.00
16410	Macquarie Bank Ltd. - BOCHK European Warrants Dec 2009	100,000,000	2009/03/04	2009/12/23	17.00
16411	Macquarie Bank Ltd. - China Tel European Warrants Sep 2009 B	150,000,000	2009/03/04	2009/09/29	45.00
16412	CC Rabobank B.A. - CM Bank European Warrants Sep 2009	120,000,000	2009/03/04	2009/09/18	30.00
16414	CC Rabobank B.A. - A50 China European Warrants Oct 2009 B	100,000,000	2009/03/04	2009/10/09	25.00
16415	CC Rabobank B.A. - A50 China European Warrants Mar 2010	100,000,000	2009/03/04	2010/03/12	25.00
16413	CC Rabobank B.A. - SPDR Gold Trust European Warrants Nov2009	150,000,000	2009/03/04	2009/11/23	37.50
16398	SGA Societe Generale Acceptance N.V. - CLife Eu Wt Dec 2009C	400,000,000	2009/03/04	2009/12/28	234.00
16405	SGA Societe Generale Acceptance N.V. - CP&CC Eur Wt Dec 09 C	100,000,000	2009/03/04	2009/12/28	113.00
16406	SGA Societe Generale Acceptance N.V. -HSCEI Eu Put Wt Dec09A	200,000,000	2009/03/04	2009/12/30	50.00
16407	SGA Societe Generale Acceptance N.V. -HSCEI Eu Put Wt Dec09B	200,000,000	2009/03/04	2009/12/30	50.00
16408	SGA Societe Generale Acceptance N.V. - HSI Eu Put Wt Dec 09A	300,000,000	2009/03/04	2009/12/30	75.00
16409	SGA Societe Generale Acceptance N.V. - HSI Eu Put Wt Dec 09B	300,000,000	2009/03/04	2009/12/30	75.00
16418	HK Bank - Ch Comm Cons European Warrants Feb 2010	280,000,000	2009/03/05	2010/02/22	70.00
16419	HK Bank - CM Bank European Warrants Jan 2010	280,000,000	2009/03/05	2010/01/22	86.80
16420	HK Bank - Zijin Mining European Warrants Oct 2010	280,000,000	2009/03/05	2010/10/22	70.00
16422	BOCI Asia Ltd. - A50 China European Warrants Feb 2010	150,000,000	2009/03/06	2010/02/24	37.50
16423	BOCI Asia Ltd. - HSBC European Warrants Sep 2009	200,000,000	2009/03/06	2009/09/07	200.00
16421	BOCI Asia Ltd. - Tracker Fund European Warrants Nov 2009	150,000,000	2009/03/06	2009/11/24	37.50
16424	BOCI Asia Ltd. - Tracker Fund European Put Warrants Sep 2009	150,000,000	2009/03/06	2009/09/09	37.50
16427	KBC Fin Products Int'l Ltd. - Sinopec Euro Wts Oct 2009	188,000,000	2009/03/06	2009/10/09	99.64
16425	SGA Societe Generale Acceptance N.V. - HSBC Eu Wt Apr 2010	500,000,000	2009/03/06	2010/04/12	81.50
16426	SGA Societe Generale Acceptance N.V. - ICBC Eu Wt Oct 2009 B	100,000,000	2009/03/06	2009/10/05	46.00
16434	Macquarie Bank Ltd. - CM Bank European Put Warrants Oct 2009	150,000,000	2009/03/09	2009/10/29	38.70
16429	Macquarie Bank Ltd. - ICBC European Warrants Sep 2009	100,000,000	2009/03/09	2009/09/29	29.10
16433	Macquarie Bank Ltd. - ICBC European Put Warrants Sep 2009	80,000,000	2009/03/09	2009/09/29	32.40
16428	SGA Societe Generale Acceptance N.V. - HKEx Eu Put Wt Dec 09	500,000,000	2009/03/09	2009/12/21	114.00
16441	HK Bank - HSCEI European Warrants Dec 2009 A	600,000,000	2009/03/10	2009/12/30	150.00
16442	HK Bank - HSCEI European Warrants Dec 2009 B	600,000,000	2009/03/10	2009/12/30	150.00
16438	HK Bank - HSI European Warrants Dec 2009 A	600,000,000	2009/03/10	2009/12/30	156.00
16439	HK Bank - HSI European Warrants Dec 2009 B	600,000,000	2009/03/10	2009/12/30	150.00
16440	HK Bank - HSI European Warrants Dec 2009 C	600,000,000	2009/03/10	2009/12/30	150.00
16444	HK Bank - HSI European Put Warrants Dec 2009 D	600,000,000	2009/03/10	2009/12/30	150.00
16445	HK Bank - HSI European Put Warrants Dec 2009 E	600,000,000	2009/03/10	2009/12/30	150.00
16430	Macquarie Bank Ltd. - Cheung Kong European Warrants Dec 09 C	150,000,000	2009/03/10	2009/12/30	88.35
16436	Macquarie Bank Ltd. - Cheung Kong European Put Wts Dec 2009D	150,000,000	2009/03/10	2009/12/30	87.75
16431	Macquarie Bank Ltd. - Cathay Pacific European Wts May 2010	100,000,000	2009/03/10	2010/05/28	25.00
16432	Macquarie Bank Ltd. - Henderson Land Dev Euro Wts Dec 2009	200,000,000	2009/03/10	2009/12/30	68.80
16437	Macquarie Bank Ltd. - SHK Ppt European Put Warrants Jun 2010	150,000,000	2009/03/10	2010/06/29	37.50
16455	BNP Paribas Arbit Issu B.V. - HSI European Wts Sep 2009 F	300,000,000	2009/03/11	2009/09/29	75.00
16459	BNP Paribas Arbit Issu B.V. - HSI Euro Put Wts Sep 2009 G	300,000,000	2009/03/11	2009/09/29	75.00
16460	BNP Paribas Arbit Issu B.V. - HSI Euro Put Wts Sep 2009 H	300,000,000	2009/03/11	2009/09/29	84.00
16451	Deutsche Bank AG - CC Bank European Warrants Jul 2010	300,000,000	2009/03/11	2010/07/05	45.00

Main Board Warrants

Code	Derivative warrants	No. of			Amount raised (HK\$ mil.)
		issue (units)	Listing date	Expiry	
16452	Deutsche Bank AG - Sinopec Corp European Warrants Oct 2009	150,000,000	2009/03/11	2009/10/12	103.50
16453	Deutsche Bank AG - ICBC European Warrants Sep 2009 B	150,000,000	2009/03/11	2009/09/14	78.00
16454	Deutsche Bank AG - PetroChina European Warrants Feb 2010	300,000,000	2009/03/11	2010/02/01	45.00
16446	Macquarie Bank Ltd. - CITIC Bank European Warrants Dec 2009B	80,000,000	2009/03/11	2009/12/30	32.32
16443	Macquarie Bank Ltd. - Sinopec Corp European Wts Oct 2009	100,000,000	2009/03/11	2009/10/29	56.70
16447	Macquarie Bank Ltd. - Sinopec Corp Euro Put Wts Oct 2009	100,000,000	2009/03/11	2009/10/29	121.50
16448	SGA Societe Generale Acceptance N.V. - CP&CC Eur Wt Jan 10A	100,000,000	2009/03/11	2010/01/11	118.00
16449	SGA Societe Generale Acceptance N.V. - HKEx Eu Wt Jan 2010	500,000,000	2009/03/11	2010/01/25	76.00
16450	SGA Societe Generale Acceptance N.V. - ICBC Eu Wt Dec 2009	150,000,000	2009/03/11	2009/12/21	120.00
16456	Macquarie Bank Ltd. - CC Bank European Warrants Sep 2009	88,000,000	2009/03/12	2009/09/29	36.52
16462	Macquarie Bank Ltd. - CM Bank European Warrants Dec 2009	200,000,000	2009/03/12	2009/12/30	50.20
16457	Macquarie Bank Ltd. - Ping An European Put Warrants Dec 2010	200,000,000	2009/03/12	2010/12/30	50.80
16458	CC Rabobank B.A. - HSI European Warrants Oct 2009 B	180,000,000	2009/03/12	2009/10/29	45.00
16461	CC Rabobank B.A. - HSI European Put Warrants Sep 2009 B	180,000,000	2009/03/12	2009/09/29	46.80
16466	ABN AMRO Bank N.V. - HSI European Warrants Aug 2009	300,000,000	2009/03/13	2009/08/28	49.20
16467	ABN AMRO Bank N.V. - HSI European Put Warrants Sep 2009	300,000,000	2009/03/13	2009/09/29	77.40
16464	BNP Paribas Arbit Issu B.V. - BOCL European Wts Nov 2009	100,000,000	2009/03/13	2009/11/23	37.00
16465	BNP Paribas Arbit Issu B.V. - China Life Euro Wts Nov 2009	200,000,000	2009/03/13	2009/11/03	86.00
16463	Macquarie Bank Ltd. - CRCC European Warrants Dec 2009	200,000,000	2009/03/13	2009/12/30	50.60
16472	Deutsche Bank AG - HSI European Warrants Sep 2009 B	300,000,000	2009/03/16	2009/09/29	75.00
16473	Deutsche Bank AG - HSI European Warrants Sep 2009 C	300,000,000	2009/03/16	2009/09/29	75.00
16477	Deutsche Bank AG - HSI European Put Warrants Sep 2009 D	300,000,000	2009/03/16	2009/09/29	75.00
16478	Deutsche Bank AG - HSI European Put Warrants Sep 2009 E	300,000,000	2009/03/16	2009/09/29	78.00
16479	Goldman Sachs SP (Asia) - China Mobile Euro Wts Apr 2010	200,000,000	2009/03/16	2010/04/29	30.00
16474	Goldman Sachs SP (Asia) - A50 China European Wts Aug 2009	200,000,000	2009/03/16	2009/08/28	36.00
16469	KBC Fin Products Int'l Ltd. - HSI European Wts Sep 2009 D	400,000,000	2009/03/16	2009/09/29	100.00
16470	KBC Fin Products Int'l Ltd. - HSI European Wts Sep 2009 E	400,000,000	2009/03/16	2009/09/29	100.00
16471	KBC Fin Products Int'l Ltd. - HSI European Wts Sep 2009 F	400,000,000	2009/03/16	2009/09/29	100.00
16475	KBC Fin Products Int'l Ltd. - HSI Euro Put Wts Sep 2009 G	400,000,000	2009/03/16	2009/09/29	100.00
16476	KBC Fin Products Int'l Ltd. - HSI Euro Put Wts Sep 2009 H	400,000,000	2009/03/16	2009/09/29	100.00
16468	Macquarie Bank Ltd. - HSI European Warrants Dec 2009 B	150,000,000	2009/03/16	2009/12/30	37.50
16487	KBC Fin Products Int'l Ltd. - Sinopec Euro Wts Sep 2009	168,000,000	2009/03/17	2009/09/17	95.76
16482	SGA Societe Generale Acceptance N.V. - CK(H) Eu Wt Sep 2009	80,000,000	2009/03/17	2009/09/28	67.20
16483	SGA Societe Generale Acceptance N.V. - CRail Eu Wt Oct 2009	80,000,000	2009/03/17	2009/10/12	48.80
16480	SGA Societe Generale Acceptance N.V. - HSI Eur Wt Sep 2009 A	300,000,000	2009/03/17	2009/09/29	75.00
16481	SGA Societe Generale Acceptance N.V. - HSI Eur Wt Sep 2009 B	300,000,000	2009/03/17	2009/09/29	75.00
16484	SGA Societe Generale Acceptance N.V. - HSI Eu Put Wt Sep 09C	300,000,000	2009/03/17	2009/09/29	75.00
16485	SGA Societe Generale Acceptance N.V. - HSI Eu Put Wt Sep 09D	300,000,000	2009/03/17	2009/09/29	75.00
16486	SGA Societe Generale Acceptance N.V. - HSI Eu Put Wt Sep 09E	300,000,000	2009/03/17	2009/09/29	75.00
16488	SGA Societe Generale Acceptance N.V. - ICBC Eu Put Wt Dec 09	100,000,000	2009/03/18	2009/12/08	74.00
16190#	CC Rabobank B.A. - HSBC European Warrants Jul 2009	500,000,000	2009/03/18	2009/07/30	10.00
16507	ABN AMRO Bank N.V. - HKEx European Warrants Jan 2010	200,000,000	2009/03/19	2010/01/22	30.40
16508	ABN AMRO Bank N.V. - HSBC European Put Warrants Sep 2009	68,000,000	2009/03/19	2009/09/21	64.67
16503	ABN AMRO Bank N.V. - HSBC European Warrants Sep 2009 B	68,000,000	2009/03/19	2009/09/21	63.10

Main Board Warrants

Code	Derivative warrants	No. of			Amount raised (HK\$ mil.)
		issue (units)	Listing date	Expiry	
16504	ABN AMRO Bank N.V. - HSBC European Warrants Sep 2009 C	68,000,000	2009/03/19	2009/09/28	31.76
16505	ABN AMRO Bank N.V. - HSBC European Warrants Oct 2009 A	68,000,000	2009/03/19	2009/10/05	42.36
16506	ABN AMRO Bank N.V. - HSBC European Warrants Oct 2009 B	68,000,000	2009/03/19	2009/10/05	27.81
16490	Credit Suisse - HSBC European Wts Sep 2009	200,000,000	2009/03/19	2009/09/28	88.80
16491	Credit Suisse - HSBC European Wts Oct 2009 B	200,000,000	2009/03/19	2009/10/12	154.00
16494	Credit Suisse - ICBC European Put Warrants Sep 2009	200,000,000	2009/03/19	2009/09/28	50.00
16495	Deutsche Bank AG - HSBC European Put Warrants Sep 2009 C	100,000,000	2009/03/19	2009/09/28	56.00
16500	KBC Fin Products Int'l Ltd. - HSBC Euro Put Wts Nov 2009	400,000,000	2009/03/19	2009/11/03	100.00
16496	KBC Fin Products Int'l Ltd. - HSBC European Wts Sep 2009 C	168,000,000	2009/03/19	2009/09/21	99.12
16497	KBC Fin Products Int'l Ltd. - HSBC European Wts Oct 2009 D	118,000,000	2009/03/19	2009/10/15	99.12
16498	KBC Fin Products Int'l Ltd. - HSBC Euro Put Wts Sep 2009 E	268,000,000	2009/03/19	2009/09/21	99.16
16499	KBC Fin Products Int'l Ltd. - HSBC Euro Put Wts Oct 2009 E	128,000,000	2009/03/19	2009/10/05	98.56
16492	Macquarie Bank Ltd. - HSI European Put Warrants Sep 2009 A	150,000,000	2009/03/19	2009/09/29	37.50
16489	Macquarie Bank Ltd. - HSI European Warrants Dec 2009 D	150,000,000	2009/03/19	2009/12/30	37.50
16493	Macquarie Bank Ltd. - HSI European Put Warrants Dec 2009 E	150,000,000	2009/03/19	2009/12/30	37.50
16501	CC Rabobank B.A. - HSBC European Warrants Sep 2009	68,000,000	2009/03/19	2009/09/28	49.64
16502	CC Rabobank B.A. - HSBC European Warrants Nov 2009	68,000,000	2009/03/19	2009/11/06	46.24
16509	Deutsche Bank AG - HSBC European Warrants Sep 2009 E	150,000,000	2009/03/20	2009/09/21	118.50
16518	Deutsche Bank AG - China Life European Warrants Oct 2009 B	300,000,000	2009/03/23	2009/10/19	84.00
16519	Deutsche Bank AG - China Life European Warrants Nov 2009	300,000,000	2009/03/23	2009/11/23	78.00
16510	SGA Societe Generale Acceptance N.V. - HSI Eur Wt Dec 2009 C	300,000,000	2009/03/23	2009/12/30	75.00
16511	SGA Societe Generale Acceptance N.V. - HSI Eur Wt Dec 2009 D	300,000,000	2009/03/23	2009/12/30	75.00
16512	SGA Societe Generale Acceptance N.V. - HSI Eur Wt Dec 2009 E	300,000,000	2009/03/23	2009/12/30	75.00
16515	UBS AG - China Tel European Warrants Jan 2010	500,000,000	2009/03/23	2010/01/25	175.00
16517	UBS AG - HKEx European Put Warrants Dec 2009 B	500,000,000	2009/03/23	2009/12/21	200.00
16513	UBS AG - HS Bank European Warrants Oct 2010	500,000,000	2009/03/23	2010/10/18	125.00
16514	UBS AG - HSBC European Warrants Jan 2010	500,000,000	2009/03/23	2010/01/25	295.00
16516	UBS AG - Ping An European Put Warrants Dec 2009	500,000,000	2009/03/23	2009/12/21	250.00
16522	BNP Paribas Arbit Issu B.V. - HSBC European Wts Nov 2009	100,000,000	2009/03/24	2009/11/03	35.00
16520	Macquarie Bank Ltd. - HSI European Put Warrants Sep 2009 B	150,000,000	2009/03/24	2009/09/29	37.50
16521	Macquarie Bank Ltd. - HSI European Put Warrants Dec 2009 F	150,000,000	2009/03/24	2009/12/30	37.50
16526	Deutsche Bank AG - HSI European Warrants Sep 2009 F	300,000,000	2009/03/25	2009/09/29	78.00
16527	Deutsche Bank AG - HSI European Warrants Sep 2009 G	300,000,000	2009/03/25	2009/09/29	75.00
16530	Deutsche Bank AG - HSI European Put Warrants Sep 2009 H	300,000,000	2009/03/25	2009/09/29	75.00
16531	Deutsche Bank AG - HSI European Put Warrants Sep 2009 I	300,000,000	2009/03/25	2009/09/29	79.50
16523	Macquarie Bank Ltd. - Esprit European Warrants Oct 2009	100,000,000	2009/03/25	2009/10/29	58.60
16524	Macquarie Bank Ltd. - HK Gas European Warrants Dec 2010	200,000,000	2009/03/25	2010/12/30	50.20
16525	Macquarie Bank Ltd. - PICC P&C European Warrants Sep 2009	80,000,000	2009/03/25	2009/09/29	57.36
16532	Macquarie Bank Ltd. - Ch Comm Cons European Wts Jun 2010	100,000,000	2009/03/26	2010/06/29	25.70
16534	Macquarie Bank Ltd. - China Railway European Wts Sep 2009 B	100,000,000	2009/03/26	2009/09/29	92.20
16535	Macquarie Bank Ltd. - Denway Motors European Wts Dec 2009	100,000,000	2009/03/26	2009/12/30	50.50
16536	Macquarie Bank Ltd. - Hang Seng Bank European Wts Dec 2010	100,000,000	2009/03/26	2010/12/30	26.40
16533	Macquarie Bank Ltd. - China Mengniu European Wts Dec 2009	150,000,000	2009/03/26	2009/12/30	39.60
16528	SGA Societe Generale Acceptance N.V. - CLife Eu Wt Feb 2010	300,000,000	2009/03/26	2010/02/01	159.00

Main Board Warrants

Code	Derivative warrants	No. of issue (units)	Listing date	Expiry	Amount raised (HK\$ mil.)
16529	SGA Societe Generale Acceptance N.V. - CP&CC Eur Wt Dec 09 D	150,000,000	2009/03/26	2009/12/07	150.00
16560	Credit Suisse - HSBC European Wts Oct 2010	200,000,000	2009/03/27	2010/10/06	30.00
16558	Credit Suisse - Hutchison European Warrants Oct 2009	200,000,000	2009/03/27	2009/10/05	96.00
16559	Credit Suisse - SHK Ppt European Warrants Sep 2010	200,000,000	2009/03/27	2010/09/06	50.00
16554	Deutsche Bank AG - CNOOC European Put Warrants Nov 2009	200,000,000	2009/03/27	2009/11/02	50.00
16561	Goldman Sachs SP (Asia) - A50 China European Wts Oct 2009	200,000,000	2009/03/27	2009/10/02	30.00
16562	Goldman Sachs SP (Asia) - HSI European Warrants Sep 2009	200,000,000	2009/03/27	2009/09/29	50.00
16549	KBC Fin Products Int'l Ltd. - HSI Euro Put Wts Sep 2009 I	400,000,000	2009/03/27	2009/09/29	100.00
16551	KBC Fin Products Int'l Ltd. - HSI Euro Put Wts Sep 2009 J	400,000,000	2009/03/27	2009/09/29	100.00
16537	Macquarie Bank Ltd. - Yanzhou Coal European Wts Dec 2010	200,000,000	2009/03/27	2010/12/30	50.40
16538	CC Rabobank B.A. - HSCEI European Warrants Sep 2009	108,000,000	2009/03/27	2009/09/29	27.00
16539	CC Rabobank B.A. - HSCEI European Warrants Nov 2009	108,000,000	2009/03/27	2009/11/27	27.00
16542	CC Rabobank B.A. - HSCEI European Put Warrants Sep 2009	108,000,000	2009/03/27	2009/09/29	27.00
16543	CC Rabobank B.A. - HSCEI European Put Warrants Nov 2009	108,000,000	2009/03/27	2009/11/27	36.72
16540	CC Rabobank B.A. - HSI European Warrants Nov 2009	108,000,000	2009/03/27	2009/11/27	27.00
16541	CC Rabobank B.A. - HSI European Warrants Dec 2009	108,000,000	2009/03/27	2009/12/30	27.00
16544	CC Rabobank B.A. - HSI European Put Warrants Nov 2009	108,000,000	2009/03/27	2009/11/27	27.00
16545	CC Rabobank B.A. - Tencent Holdings European Wts Mar 2010	220,000,000	2009/03/27	2010/03/30	55.00
16546	SGA Societe Generale Acceptance N.V. - BOCL Eu Put Wt Oct 09	200,000,000	2009/03/27	2009/10/12	116.00
16552	SGA Societe Generale Acceptance N.V. - CTel Eu Put Wt Sep 09	150,000,000	2009/03/27	2009/09/28	115.50
16547	SGA Societe Generale Acceptance N.V. - CCB Eur Put Wt Oct 09	100,000,000	2009/03/27	2009/10/05	96.00
16548	SGA Societe Generale Acceptance N.V. - CLife Eu Put Wt Sep09	250,000,000	2009/03/27	2009/09/28	107.50
16553	SGA Societe Generale Acceptance N.V. - CNOOC Eu Put Wt Sep09	200,000,000	2009/03/27	2009/09/28	50.00
16550	SGA Societe Generale Acceptance N.V. - CP&CC Eu Put Wt Sep09	100,000,000	2009/03/27	2009/09/29	88.00
16555	SGA Societe Generale Acceptance N.V. - HSBC Eu Wt Oct 2009 D	200,000,000	2009/03/27	2009/10/12	140.00
16556	SGA Societe Generale Acceptance N.V. - HSBC Eu Put Wt Sep09D	200,000,000	2009/03/27	2009/09/28	180.00
16557	SGA Societe Generale Acceptance N.V. - ICBC Eu Put Wt Sep 09	200,000,000	2009/03/27	2009/09/28	128.00
16563	KBC Fin Products Int'l Ltd. - HSI European Wts Oct 2009 A	400,000,000	2009/03/30	2009/10/29	100.00
16564	KBC Fin Products Int'l Ltd. - HSI European Wts Oct 2009 B	400,000,000	2009/03/30	2009/10/29	100.00
16565	KBC Fin Products Int'l Ltd. - HSI European Wts Oct 2009 C	400,000,000	2009/03/30	2009/10/29	100.00
16566	KBC Fin Products Int'l Ltd. - HSI European Wts Oct 2009 D	400,000,000	2009/03/30	2009/10/29	100.00
16570	KBC Fin Products Int'l Ltd. - HSI Euro Put Wts Oct 2009 E	400,000,000	2009/03/30	2009/10/29	100.00
16571	KBC Fin Products Int'l Ltd. - HSI Euro Put Wts Oct 2009 F	400,000,000	2009/03/30	2009/10/29	100.00
16572	KBC Fin Products Int'l Ltd. - HSI Euro Put Wts Oct 2009 G	400,000,000	2009/03/30	2009/10/29	100.00
16585	ABN AMRO Bank N.V. - China Mobile European Wts Oct 2009 C	300,000,000	2009/03/31	2009/10/27	45.00
16586	ABN AMRO Bank N.V. - HSBC European Warrants Oct 2009 C	68,000,000	2009/03/31	2009/10/05	50.12
16583	BNP Paribas Arbit Issu B.V. - Ch Mobile Euro Wts Nov 2009	200,000,000	2009/03/31	2009/11/03	30.00
16582	BNP Paribas Arbit Issu B.V. - China Life Euro Wts Oct 2009 C	200,000,000	2009/03/31	2009/10/12	84.00
16584	Deutsche Bank AG - BOCL European Warrants Nov 2009	200,000,000	2009/03/31	2009/11/16	58.00
16577	KBC Fin Products Int'l Ltd. - BOCL European Wts Nov 2009 B	238,000,000	2009/03/31	2009/11/10	99.96
16578	KBC Fin Products Int'l Ltd. - BOCL Euro Put Wts Oct 2009 B	400,000,000	2009/03/31	2009/10/15	100.00
16579	KBC Fin Products Int'l Ltd. - China Life Eur Put Wt Oct 2009	400,000,000	2009/03/31	2009/10/15	100.00
16581	KBC Fin Products Int'l Ltd. - A50 Ch Euro Wts Oct 2009 C	400,000,000	2009/03/31	2009/10/02	100.00
16580	KBC Fin Products Int'l Ltd. - ICBC Euro Put Wts Nov 2009	180,000,000	2009/03/31	2009/11/02	97.20

Main Board Warrants

Code	Derivative warrants	No. of			Amount raised (HK\$ mil.)
		issue (units)	Listing date	Expiry	
16573	Macquarie Bank Ltd. - China Mobile Euro Put Wts Nov 2009	150,000,000	2009/03/31	2009/11/27	24.90
16574	Macquarie Bank Ltd. - China Tel Euro Put Warrants Oct 2009	100,000,000	2009/03/31	2009/10/29	56.60
16567	Macquarie Bank Ltd. - China Unicom European Wts Jun 2010	100,000,000	2009/03/31	2010/06/29	25.00
16575	Macquarie Bank Ltd. - CNOOC European Put Warrants Sep 2010	100,000,000	2009/03/31	2010/09/29	25.40
16569	Macquarie Bank Ltd. - HSCEI European Warrants Dec 2009	150,000,000	2009/03/31	2009/12/30	37.50
16576	Macquarie Bank Ltd. - HSCEI European Put Warrants Dec 2009	150,000,000	2009/03/31	2009/12/30	37.50
16568	Macquarie Bank Ltd. - Zijin Mining European Wts Sep 2010	100,000,000	2009/03/31	2010/09/29	25.00
Total					47,600.67

Further issue

Main Board Debt Securities

Debt Securities Trading Statistics

		Turnover value	
		Exchange fund notes (HK\$ mil)	Market total (HK\$ mil)
2008	Q1	–	2.43
	Q2	–	1.75
	Q3	0.26	1.51
	Q4	–	1.71
2009	Q1	–	2.93

Debt Securities Nominal Value

		No. of issues	Nominal value (HK\$ mil.)
2008	Q1	174	424,656.34
	Q2	175	435,938.30
	Q3	174	440,409.79
	Q4	172	414,001.69
2009	Q1	171	405,332.13

New Listing Statistics - Debt Securities

		No. of newly listed debt securities	Amount raised (HK\$ mil.)
2008	Q1	4	8,355.96
	Q2	7	16,607.66
	Q3	5	11,822.87
	Q4	4	4,791.32
2009	Q1	4	5,309.25

Main Board Debt Securities

Newly Listed Debt Securities

for 1st quarter 2009

Code	Debt securities	Principal		Listing date	Maturity	Amount raised (HK\$ mil.)
04186	Hong Kong Monetary Authority 0.75% Exchange Fund Notes 2011	HKD	1,200,000,000	2009/02/17	2011/02/16	1,203.84
04187	Hong Kong Monetary Authority 1.73% Exchange Fund Notes 2024	HKD	600,000,000	2009/02/23	2024/02/20	605.40
04306	CLP Power Hong Kong Financing Ltd. 3.28 Fixed Rate Notes 2024	JPY	15,000,000,000	2009/03/18	2024/03/18	1,198.35
04163 #	Hong Kong Monetary Authority 4.06% Exchange Fund Notes 2012	HKD	1,200,000,000	2009/03/24	2012/03/19	1,299.36
04188	Hong Kong Monetary Authority 1.67% Exchange Fund Notes 2014	HKD	1,000,000,000	2009/03/25	2014/03/24	1,002.30
Total						5,309.25

Further issue

Main Board Unit Trusts and Mutual Funds

Unit Trusts and Mutual Funds Trading Statistics

		Exchange Traded Fund (ETF) (HK\$ mil.)	Real Estate Investment Trusts (REITs) (HK\$ mil.)	Others (HK\$ mil.)	Total (HK\$ mil.)	% of market total (HK\$ mil.)
2008	Q1	44,683.48	18,698.54	638.57	64,020.59	1.08
	Q2	147,996.81	10,119.33	775.06	158,891.20	3.44
	Q3	128,330.01	12,253.56	214.24	140,797.82	3.58
	Q4	120,092.63	10,422.81	225.71	130,741.15	4.16
2009	Q1	102,668.21	7,728.10	177.20	110,573.51	4.13

Note: Include turnover values in HKD only.

Unit Trusts and Mutual Funds Market Value

		No. of issues	Exchange Traded Funds (ETF) (HK\$ mil.)	No. of issues	Real Estate Investment Trusts (REITs) (HK\$ mil.)	No. of issues	Others (HK\$ mil.)	No. of issues	Total (HK\$ mil.)
2008	Q1	17	94,528.75	7	64,001.26	2	2,781.89	26	161,311.89
	Q2	23	109,069.79	7	63,006.95	2	2,912.06	32	174,988.80
	Q3	24	250,445.02	7	60,646.67	2	1,803.76	33	312,895.46
	Q4	24	266,475.46	7	46,405.95	2	1,439.29	33	314,320.70
2009	Q1	24	343,441.56	7	50,891.61	2	1,636.40	33	395,969.58

New Listing Unit Trust and Mutual Funds Statistics

		No. of newly listed unit trust and mutual funds	Funds raised (HK\$ mil.)
2008	Q1	–	–
	Q2	6	–
	Q3	1	–
	Q4	–	–
2009	Q1	–	–

Main Board Unit Trusts and Mutual Funds

Newly Listed Unit Trust and Mutual Funds

for 1st quarter 2009

Code	Unit trust and Mutual funds	Fund manager	Issue price (HK\$)	Amount raised (HK\$ mil)	Listing date
Nil					

Main Board Callable Bull/Bear Contracts

Callable Bull/Bear Contracts Trading Statistics

		Number	Market value (HK\$ mil.)	Turnover value (HK\$ mil.)
2008	Q1	214	52,370.20	83,719.44
	Q2	453	86,945.83	176,028.32
	Q3	759	130,618.61	396,439.23
	Q4	1,314	195,229.08	383,369.78
2009	Q1	1,513	152,386.79	351,364.58

New Listings Callable Bull/Bear Contracts Statistics

		No. of newly listed CBBC	Amount raised (HK\$ mil.)
2008	Q1	323	45,053.80
	Q2	630	77,040.15
	Q3	1,343	135,720.58
	Q4	1,935	185,485.67
2009	Q1	1,628	129,192.54

Main Board Callable Bull/Bear Contracts

Newly Listed Callable Bull / Bear Contracts

for 1st quarter 2009

Code	Callable Bull/Bear Contracts	No. of issue (units)	Listing date	Expiry	Amount raised (HK\$ mil.)
61358	ABN AMRO Bank N.V. – DJIA R Bull CBBC Jun 2009 H	50,000,000	2009/01/02	2009/06/19	22.25
61362	ABN AMRO Bank N.V. – DJIA R Bear CBBC Jun 2009 I	50,000,000	2009/01/02	2009/06/19	20.50
61300	Deutsche Bank AG – China Mobile R Bear CBBC Aug 2009 A	150,000,000	2009/01/02	2009/08/03	37.50
61297	Deutsche Bank AG – China Life R Bear CBBC Aug 2009 S	150,000,000	2009/01/02	2009/08/03	42.00
61298	Deutsche Bank AG – China Life R Bear CBBC Aug 2009 T	150,000,000	2009/01/02	2009/08/03	57.00
61355	Deutsche Bank AG – HSI R Bear CBBC Aug 2009 I	300,000,000	2009/01/02	2009/08/28	90.00
61356	Deutsche Bank AG – HSI R Bear CBBC Aug 2009 L	300,000,000	2009/01/02	2009/08/28	96.00
61354	Deutsche Bank AG – HSI R Bear CBBC Aug 2009 O	300,000,000	2009/01/02	2009/08/28	75.00
61357	Deutsche Bank AG – HSI R Bear CBBC Aug 2009 P	300,000,000	2009/01/02	2009/08/28	120.00
61305	KBC Fin Products Int'l Ltd. – HSI R Bull CBBC Jun 2009 A	168,000,000	2009/01/02	2009/06/29	42.00
61303	KBC Fin Products Int'l Ltd. – HSI R Bear CBBC May 2009 M	108,000,000	2009/01/02	2009/05/27	27.00
61301	KBC Fin Products Int'l Ltd. – HSI R Bear CBBC Jun 2009 B	168,000,000	2009/01/02	2009/06/29	42.00
61302	KBC Fin Products Int'l Ltd. – HSI R Bear CBBC Jun 2009 E	128,000,000	2009/01/02	2009/06/29	32.00
61292	SGA Societe Generale Acceptance N.V – CLife R Bear CBBC Jun09B	150,000,000	2009/01/02	2009/06/29	79.50
61293	SGA Societe Generale Acceptance N.V – CNOOC R Bear CBBC May09A	300,000,000	2009/01/02	2009/05/26	75.00
61304	UBS AG – BankComm R Bull CBBC Aug 2009 A	200,000,000	2009/01/02	2009/08/17	53.00
61306	UBS AG – BankComm R Bull CBBC Aug 2009 B	200,000,000	2009/01/02	2009/08/17	50.00
61307	UBS AG – BankComm R Bull CBBC Aug 2009 C	200,000,000	2009/01/02	2009/08/17	50.00
61308	UBS AG – BankComm R Bear CBBC Aug 2009 D	200,000,000	2009/01/02	2009/08/17	50.00
61309	UBS AG – BankComm R Bear CBBC Aug 2009 E	200,000,000	2009/01/02	2009/08/17	50.00
61310	UBS AG – BankComm R Bear CBBC Aug 2009 F	200,000,000	2009/01/02	2009/08/17	58.00
61344	UBS AG – China Mobile R Bear CBBC Jul 2009 H	300,000,000	2009/01/02	2009/07/27	75.00
61311	UBS AG – CCCCL R Bull CBBC Jul 2009 A	200,000,000	2009/01/02	2009/07/20	63.00
61312	UBS AG – CCCCL R Bull CBBC Jul 2009 B	200,000,000	2009/01/02	2009/07/20	50.00
61313	UBS AG – CCCCL R Bear CBBC Jul 2009 C	200,000,000	2009/01/02	2009/07/20	58.00
61314	UBS AG – CCCCL R Bear CBBC Jul 2009 D	200,000,000	2009/01/02	2009/07/20	78.00
61336	UBS AG – Cheung Kong R Bull CBBC Jul 2009 E	200,000,000	2009/01/02	2009/07/27	50.00
61341	UBS AG – Cheung Kong R Bear CBBC Jul 2009 F	200,000,000	2009/01/02	2009/07/27	50.00
61342	UBS AG – China Life R Bear CBBC Jul 2009 F	300,000,000	2009/01/02	2009/07/27	111.00
61343	UBS AG – CM Bank R Bear CBBC Jul 2009 B	200,000,000	2009/01/02	2009/07/20	75.00
61346	UBS AG – CNOOC R Bear CBBC Jul 2009 G	200,000,000	2009/01/02	2009/07/27	50.00
61347	UBS AG – CNOOC R Bear CBBC Jul 2009 H	200,000,000	2009/01/02	2009/07/27	50.00
61315	UBS AG – Sinopec Corp R Bull CBBC Aug 2009 A	200,000,000	2009/01/02	2009/08/17	56.00
61316	UBS AG – Sinopec Corp R Bull CBBC Aug 2009 B	200,000,000	2009/01/02	2009/08/17	50.00
61317	UBS AG – Sinopec Corp R Bull CBBC Aug 2009 C	200,000,000	2009/01/02	2009/08/17	50.00
61318	UBS AG – Sinopec Corp R Bear CBBC Aug 2009 D	200,000,000	2009/01/02	2009/08/17	50.00
61319	UBS AG – Sinopec Corp R Bear CBBC Aug 2009 E	200,000,000	2009/01/02	2009/08/17	50.00
61320	UBS AG – Sinopec Corp R Bear CBBC Aug 2009 F	200,000,000	2009/01/02	2009/08/17	52.00
61337	UBS AG – China Shenhua R Bull CBBC Jul 2009 A	200,000,000	2009/01/02	2009/07/27	70.60
61345	UBS AG – China Shenhua R Bear CBBC Jul 2009 B	200,000,000	2009/01/02	2009/07/27	70.00
61340	UBS AG – A50 China R Bear CBBC Jul 2009 B	300,000,000	2009/01/02	2009/07/20	75.00
61349	UBS AG – HKEX R Bear CBBC Jul 2009 A	300,000,000	2009/01/02	2009/07/20	75.00

Main Board Callable Bull/Bear Contracts

Code	Callable Bull/Bear Contracts	No. of issue (units)	Listing date	Expiry	Amount raised (HK\$ mil.)
61348	UBS AG – HS Bank R Bear CBBC Jul 2009 A	200,000,000	2009/01/02	2009/07/20	50.00
61338	UBS AG – HSBC R Bull CBBC Jul 2009 J	300,000,000	2009/01/02	2009/07/20	82.50
61350	UBS AG – HSBC R Bear CBBC Jul 2009 K	300,000,000	2009/01/02	2009/07/20	75.00
61321	UBS AG – HSCEI R Bull CBBC Jul 2009 E	500,000,000	2009/01/02	2009/07/30	125.00
61322	UBS AG – HSCEI R Bull CBBC Jul 2009 F	500,000,000	2009/01/02	2009/07/30	125.00
61323	UBS AG – HSCEI R Bear CBBC Jul 2009 G	500,000,000	2009/01/02	2009/07/30	125.00
61324	UBS AG – HSCEI R Bear CBBC Jul 2009 H	500,000,000	2009/01/02	2009/07/30	125.00
61325	UBS AG – HSI R Bull CBBC Sep 2009 R	500,000,000	2009/01/02	2009/09/29	125.00
61326	UBS AG – HSI R Bull CBBC Oct 2009 A	500,000,000	2009/01/02	2009/10/29	125.00
61328	UBS AG – HSI R Bear CBBC Aug 2009 F	500,000,000	2009/01/02	2009/08/28	125.00
61329	UBS AG – HSI R Bear CBBC Sep 2009 M	500,000,000	2009/01/02	2009/09/29	125.00
61332	UBS AG – HSI R Bear CBBC Sep 2009 W	500,000,000	2009/01/02	2009/09/29	125.00
61331	UBS AG – HSI R Bear CBBC Sep 2009 Y	500,000,000	2009/01/02	2009/09/29	125.00
61330	UBS AG – HSI R Bear CBBC Sep 2009 Z	500,000,000	2009/01/02	2009/09/29	125.00
61327	UBS AG – HSI R Bear CBBC Oct 2009 B	500,000,000	2009/01/02	2009/10/29	125.00
61333	UBS AG – HSI R Bear CBBC Oct 2009 C	500,000,000	2009/01/02	2009/10/29	125.00
61334	UBS AG – HSI R Bear CBBC Oct 2009 D	500,000,000	2009/01/02	2009/10/29	125.00
61335	UBS AG – HSI R Bear CBBC Oct 2009 E	500,000,000	2009/01/02	2009/10/29	125.00
61351	UBS AG – Hutchison R Bear CBBC Jul 2009 E	200,000,000	2009/01/02	2009/07/20	50.00
61352	UBS AG – Petrochina R Bear CBBC Jul 2009 G	300,000,000	2009/01/02	2009/07/27	75.00
61339	UBS AG – SHK Ppt R Bull CBBC Jul 2009 A	200,000,000	2009/01/02	2009/07/20	50.00
61353	UBS AG – SHK Ppt R Bear CBBC Jul 2009 B	200,000,000	2009/01/02	2009/07/20	50.00
61294	HK Bank – A50 R Bull CBBC Jun 2009 A	1,000,000,000	2009/01/05	2009/06/18	330.00
61296	HK Bank – A50 R Bull CBBC Jun 2009 B	1,000,000,000	2009/01/05	2009/06/18	250.00
61299	HK Bank – A50 R Bear CBBC Jun 2009 C	1,000,000,000	2009/01/05	2009/06/18	330.00
61361	Deutsche Bank AG – CNOOC R Bear CBBC Aug 2009 A	150,000,000	2009/01/05	2009/08/03	37.50
61360	Deutsche Bank AG – Sinopec Corp R Bear CBBC Aug 2009 C	150,000,000	2009/01/05	2009/08/03	37.50
61359	KBC Fin Products Int'l Ltd. – Ch Life R Bear CBBC Apr 2009 B	128,000,000	2009/01/05	2009/04/15	74.24
61372	KBC Fin Products Int'l Ltd. – HSI R Bull CBBC May 2009 L	88,000,000	2009/01/05	2009/05/27	22.00
61363	SGA Societe Generale Acceptance N.V. – A50 R Bear CBBC Aug09A	300,000,000	2009/01/05	2009/08/31	75.00
61364	SGA Societe Generale Acceptance N.V. – HSI R Bear CBBC Jul09N	200,000,000	2009/01/05	2009/07/30	50.00
61365	SGA Societe Generale Acceptance N.V. – HSI R Bear CBBC Jul09O	200,000,000	2009/01/05	2009/07/30	50.00
61366	SGA Societe Generale Acceptance N.V. – HSI R Bear CBBC Aug09R	300,000,000	2009/01/05	2009/08/28	75.00
61367	SGA Societe Generale Acceptance N.V. – HSI R Bear CBBC Aug09S	300,000,000	2009/01/05	2009/08/28	75.00
61368	SGA Societe Generale Acceptance N.V. – HSI R Bear CBBC Aug09T	300,000,000	2009/01/05	2009/08/28	75.00
61369	SGA Societe Generale Acceptance N.V. – PetCh R Bear CBBC Oct09A	300,000,000	2009/01/05	2009/10/05	75.00
61370	UBS AG – HSCEI R Bull CBBC Jul 2009 I	500,000,000	2009/01/05	2009/07/30	125.00
61374	UBS AG – HSCEI R Bear CBBC Jul 2009 J	500,000,000	2009/01/05	2009/07/30	125.00
61371	UBS AG – HSI R Bull CBBC Oct 2009 F	500,000,000	2009/01/05	2009/10/29	125.00
61375	UBS AG – HSI R Bear CBBC Oct 2009 G	500,000,000	2009/01/05	2009/10/29	125.00
61373	BNP Paribas Arbit Issu B.V. – HSI R Bear CBBC Jul 2009 N	500,000,000	2009/01/06	2009/07/30	125.00
61390	Deutsche Bank AG – HSI R Bull CBBC Aug 2009 U	300,000,000	2009/01/07	2009/08/28	75.00
61401	Goldman Sachs SP (Asia) – HSI R Bull CBBC Sep 2009 B	200,000,000	2009/01/07	2009/09/29	50.00
61402	Goldman Sachs SP (Asia) – HSI R Bear CBBC Aug 2009 B	200,000,000	2009/01/07	2009/08/28	50.00
61391	KBC Fin Products Int'l Ltd. – Ch Mobile R Bull CBBC May2009A	308,000,000	2009/01/07	2009/05/18	77.00

Main Board Callable Bull/Bear Contracts

Code	Callable Bull/Bear Contracts	No. of issue (units)	Listing date	Expiry	Amount raised (HK\$ mil.)
61392	KBC Fin Products Int'l Ltd. – Ch Mobile R Bull CBBC Jun2009A	268,000,000	2009/01/07	2009/06/08	83.08
61394	KBC Fin Products Int'l Ltd. – Ch Mobile R Bear CBBC Jun2009B	298,000,000	2009/01/07	2009/06/08	89.40
61395	KBC Fin Products Int'l Ltd. – Ch Mobile R Bear CBBC Jul2009A	308,000,000	2009/01/07	2009/07/02	77.00
61396	KBC Fin Products Int'l Ltd. – Ch Mobile R Bear CBBC Aug2009A	258,000,000	2009/01/07	2009/08/03	98.04
61403	KBC Fin Products Int'l Ltd. – Ch Life R Bear CBBC Jul2009B	138,000,000	2009/01/07	2009/07/15	56.58
61405	KBC Fin Products Int'l Ltd. – CNOOC R Bull CBBC Jul 2009 A	208,000,000	2009/01/07	2009/07/07	52.00
61406	KBC Fin Products Int'l Ltd. – CNOOC R Bull CBBC Aug 2009 A	208,000,000	2009/01/07	2009/08/03	68.64
61409	KBC Fin Products Int'l Ltd. – CNOOC R Bear CBBC Jul 2009 B	208,000,000	2009/01/07	2009/07/15	52.00
61410	KBC Fin Products Int'l Ltd. – CNOOC R Bear CBBC Aug 2009 B	208,000,000	2009/01/07	2009/08/03	64.48
61404	KBC Fin Products Int'l Ltd. – CP&CC R Bull CBBC Jul 2009 A	208,000,000	2009/01/07	2009/07/10	52.00
61408	KBC Fin Products Int'l Ltd. – CP&CC R Bear CBBC Aug 2009 A	208,000,000	2009/01/07	2009/08/03	68.64
61400	KBC Fin Products Int'l Ltd. – A50 China R Bull CBBC Jul2009A	268,000,000	2009/01/07	2009/07/07	69.68
61407	KBC Fin Products Int'l Ltd. – HSBC R Bear CBBC Jul 2009 B	128,000,000	2009/01/07	2009/07/10	53.76
61411	KBC Fin Products Int'l Ltd. – HSI R Bull CBBC Jul 2009 I	400,000,000	2009/01/07	2009/07/30	100.00
61393	KBC Fin Products Int'l Ltd. – Petrochina R Bull CBBC Jul 09A	208,000,000	2009/01/07	2009/07/02	52.00
61397	KBC Fin Products Int'l Ltd. – Petrochina R Bear CBBC Jun 09A	208,000,000	2009/01/07	2009/06/18	52.00
61398	KBC Fin Products Int'l Ltd. – Petrochina R Bear CBBC Jul 09B	208,000,000	2009/01/07	2009/07/02	64.48
61399	KBC Fin Products Int'l Ltd. – Petrochina R Bear CBBC Jul 09C	198,000,000	2009/01/07	2009/07/07	73.26
61376	SGA Societe Generale Acceptance NV – CHALCO R Bull CBBC Aug09A	200,000,000	2009/01/07	2009/08/31	50.00
61378	SGA Societe Generale Acceptance NV – BOC HK R Bull CBBC Aug09A	100,000,000	2009/01/07	2009/08/31	25.00
61377	SGA Societe Generale Acceptance N.V – BOCOM R Bull CBBC Aug09A	200,000,000	2009/01/07	2009/08/31	50.00
61382	SGA Societe Generale Acceptance N.V. – CCB R Bear CBBC Jun09A	300,000,000	2009/01/07	2009/06/29	75.00
61380	SGA Societe Generale Acceptance N.V – CCCCL R Bull CBBC Jul09F	150,000,000	2009/01/07	2009/07/27	37.50
61381	SGA Societe Generale Acceptance N.V – CCCCL R Bear CBBC Jul09G	150,000,000	2009/01/07	2009/07/27	37.50
61379	SGA Societe Generale Acceptance N.V – CCoal R Bull CBBC Aug09A	200,000,000	2009/01/07	2009/08/31	50.00
61383	SGA Societe Generale Acceptance N.V – CLife R Bear CBBC Jun09C	100,000,000	2009/01/07	2009/06/29	38.00
61384	SGA Societe Generale Acceptance N.V – CP&CC R Bear CBBC Jun09F	300,000,000	2009/01/07	2009/06/29	75.00
61385	SGA Societe Generale Acceptance N.V – CShen R Bull CBBC Jun09C	100,000,000	2009/01/07	2009/06/30	45.00
61386	SGA Societe Generale Acceptance N.V – CShen R Bear CBBC Jun09D	100,000,000	2009/01/07	2009/06/30	51.00
61389	SGA Societe Generale Acceptance N.V. – A50 R Bull CBBC Jun09A	200,000,000	2009/01/07	2009/06/30	50.00
61387	SGA Societe Generale Acceptance N.V – HS Bk R Bull CBBC Jun09A	100,000,000	2009/01/07	2009/06/29	25.00
61388	SGA Societe Generale Acceptance N.V. – HSBC R Bear CBBC Aug09A	200,000,000	2009/01/07	2009/08/24	50.00
61412	SGA Societe Generale Acceptance N.V. – HSI R Bull CBBC Jul09P	300,000,000	2009/01/08	2009/07/30	75.00
61413	SGA Societe Generale Acceptance N.V. – HSI R Bull CBBC Aug09U	300,000,000	2009/01/08	2009/08/28	75.00
61417	Deutsche Bank AG – China Mobile R Bull CBBC Jul 2009 I	150,000,000	2009/01/09	2009/07/27	37.50
61416	Deutsche Bank AG – China Life R Bull CBBC Aug 2009 U	150,000,000	2009/01/09	2009/08/03	52.50
61419	Deutsche Bank AG – A50 China R Bear CBBC Jul 2009 C	150,000,000	2009/01/09	2009/07/13	39.00
61414	Deutsche Bank AG – HSI R Bull CBBC Sep 2009 E	300,000,000	2009/01/09	2009/09/29	90.00
61440	Deutsche Bank AG – HSI R Bull CBBC Sep 2009 N	300,000,000	2009/01/09	2009/09/29	75.00
61415	Deutsche Bank AG – HSI R Bull CBBC Oct 2009 A	300,000,000	2009/01/09	2009/10/29	75.00
61418	Deutsche Bank AG – HSI R Bear CBBC Sep 2009 M	300,000,000	2009/01/09	2009/09/29	96.00
61442	KBC Fin Products Int'l Ltd. – HSI R Bull CBBC Jul 2009 L	168,000,000	2009/01/09	2009/07/30	42.00
61438	KBC Fin Products Int'l Ltd. – HSI R Bear CBBC Jul 2009 J	138,000,000	2009/01/09	2009/07/30	34.50
61439	KBC Fin Products Int'l Ltd. – HSI R Bear CBBC Jul 2009 K	168,000,000	2009/01/09	2009/07/30	42.67
61432	UBS AG – BankComm R Bull CBBC Aug 2009 G	200,000,000	2009/01/09	2009/08/17	50.00

Main Board Callable Bull/Bear Contracts

Code	Callable Bull/Bear Contracts	No. of issue (units)	Listing date	Expiry	Amount raised (HK\$ mil.)
61433	UBS AG – China Life R Bull CBBC Jul 2009 G	300,000,000	2009/01/09	2009/07/27	106.50
61434	UBS AG – China Life R Bull CBBC Jul 2009 H	300,000,000	2009/01/09	2009/07/27	76.50
61435	UBS AG – CNOOC R Bull CBBC Jul 2009 I	200,000,000	2009/01/09	2009/07/27	50.00
61436	UBS AG – CNOOC R Bull CBBC Jul 2009 J	200,000,000	2009/01/09	2009/07/27	50.00
61420	UBS AG – HSCEI R Bull CBBC Jul 2009 K	500,000,000	2009/01/09	2009/07/30	125.00
61421	UBS AG – HSCEI R Bull CBBC Jul 2009 L	500,000,000	2009/01/09	2009/07/30	125.00
61427	UBS AG – HSCEI R Bear CBBC Jul 2009 M	500,000,000	2009/01/09	2009/07/30	125.00
61428	UBS AG – HSCEI R Bear CBBC Jul 2009 N	500,000,000	2009/01/09	2009/07/30	125.00
61422	UBS AG – HSI R Bull CBBC Jul 2009 L	500,000,000	2009/01/09	2009/07/30	125.00
61423	UBS AG – HSI R Bull CBBC Jul 2009 M	500,000,000	2009/01/09	2009/07/30	125.00
61424	UBS AG – HSI R Bull CBBC Sep 2009 M	500,000,000	2009/01/09	2009/09/29	125.00
61425	UBS AG – HSI R Bull CBBC Sep 2009 X	500,000,000	2009/01/09	2009/09/29	125.00
61426	UBS AG – HSI R Bull CBBC Oct 2009 H	500,000,000	2009/01/09	2009/10/29	125.00
61429	UBS AG – HSI R Bear CBBC Jul 2009 N	500,000,000	2009/01/09	2009/07/30	125.00
61430	UBS AG – HSI R Bear CBBC Sep 2009 Y	500,000,000	2009/01/09	2009/09/29	125.00
61431	UBS AG – HSI R Bear CBBC Oct 2009 I	500,000,000	2009/01/09	2009/10/29	125.00
61437	UBS AG – Petrochina R Bull CBBC Jul 2009 H	300,000,000	2009/01/09	2009/07/27	75.00
31796#	UBS AG – HKEx R Bear CBBC Apr 2009 A	200,000,000	2009/01/09	2009/04/06	44.00
61441	BNP Paribas Arbit Issu B.V. – HSI R Bull CBBC Nov 2009 M	300,000,000	2009/01/12	2009/11/27	105.00
61443	BNP Paribas Arbit Issu B.V. – HSI R Bull CBBC Nov 2009 N	300,000,000	2009/01/12	2009/11/27	75.00
61444	BNP Paribas Arbit Issu B.V. – HSI R Bull CBBC Dec 2009 L	400,000,000	2009/01/12	2009/12/30	100.00
61445	BNP Paribas Arbit Issu B.V. – HSI R Bull CBBC Dec 2009 M	400,000,000	2009/01/12	2009/12/30	100.00
61446	BNP Paribas Arbit Issu B.V. – HSI R Bear CBBC Jul 2009 O	300,000,000	2009/01/12	2009/07/30	75.00
61447	BNP Paribas Arbit Issu B.V. – HSI R Bear CBBC Jul 2009 P	300,000,000	2009/01/12	2009/07/30	75.00
61448	BNP Paribas Arbit Issu B.V. – HSI R Bear CBBC Aug 2009 U	300,000,000	2009/01/12	2009/08/28	75.00
61449	BNP Paribas Arbit Issu B.V. – HSI R Bear CBBC Aug 2009 V	300,000,000	2009/01/12	2009/08/28	75.00
61472	Deutsche Bank AG – China Mobile R Bull CBBC Jul 2009 J	150,000,000	2009/01/12	2009/07/13	37.50
61475	Deutsche Bank AG – China Mobile R Bear CBBC Jul 2009 K	150,000,000	2009/01/12	2009/07/13	39.00
61468	Deutsche Bank AG – China Life R Bull CBBC Aug 2009 V	150,000,000	2009/01/12	2009/08/31	60.00
61471	Deutsche Bank AG – China Life R Bull CBBC Aug 2009 W	150,000,000	2009/01/12	2009/08/31	45.00
61473	Deutsche Bank AG – CNOOC R Bull CBBC Jul 2009 H	150,000,000	2009/01/12	2009/07/13	37.50
61476	Deutsche Bank AG – CNOOC R Bear CBBC Jul 2009 I	150,000,000	2009/01/12	2009/07/13	63.00
61474	Deutsche Bank AG – HKEx R Bull CBBC Jul 2009 I	150,000,000	2009/01/12	2009/07/20	37.50
61477	Deutsche Bank AG – HKEx R Bear CBBC Jul 2009 J	150,000,000	2009/01/12	2009/07/20	45.00
61465	Deutsche Bank AG – HSI R Bull CBBC Oct 2009 B	300,000,000	2009/01/12	2009/10/29	90.00
61466	Deutsche Bank AG – HSI R Bull CBBC Oct 2009 C	300,000,000	2009/01/12	2009/10/29	84.00
61467	Deutsche Bank AG – HSI R Bull CBBC Oct 2009 D	300,000,000	2009/01/12	2009/10/29	75.00
61469	Deutsche Bank AG – HSI R Bear CBBC Oct 2009 E	300,000,000	2009/01/12	2009/10/29	120.00
61470	Deutsche Bank AG – HSI R Bear CBBC Oct 2009 F	300,000,000	2009/01/12	2009/10/29	126.00
61478	Deutsche Bank AG – Petrochina R Bull CBBC Jul 2009 A	150,000,000	2009/01/12	2009/07/13	40.50
61479	Deutsche Bank AG – Petrochina R Bull CBBC Jul 2009 B	150,000,000	2009/01/12	2009/07/13	37.50
61451	KBC Fin Products Int'l Ltd. – HSI R Bull CBBC Jul 2009 M	168,000,000	2009/01/12	2009/07/30	42.00
61452	KBC Fin Products Int'l Ltd. – HSI R Bull CBBC Jul 2009 N	118,000,000	2009/01/12	2009/07/30	30.68
61450	KBC Fin Products Int'l Ltd. – HSI R Bear CBBC Jun 2009 M	168,000,000	2009/01/12	2009/06/29	42.00
61454	UBS AG – China Mobile R Bull CBBC Jul 2009 I	300,000,000	2009/01/12	2009/07/27	75.00

Main Board Callable Bull/Bear Contracts

Code	Callable Bull/Bear Contracts	No. of issue (units)	Listing date	Expiry	Amount raised (HK\$ mil.)
61453	UBS AG – CM Bank R Bull CBBC Jul 2009 C	200,000,000	2009/01/12	2009/07/20	75.00
61455	UBS AG – CNOOC R Bull CBBC Jul 2009 K	200,000,000	2009/01/12	2009/07/27	50.00
61456	UBS AG – HKEx R Bull CBBC Jul 2009 B	300,000,000	2009/01/12	2009/07/20	75.00
61458	UBS AG – HSCEI R Bull CBBC Jul 2009 O	500,000,000	2009/01/12	2009/07/30	125.00
61462	UBS AG – HSCEI R Bear CBBC Jul 2009 P	500,000,000	2009/01/12	2009/07/30	125.00
61459	UBS AG – HSI R Bull CBBC Oct 2009 J	500,000,000	2009/01/12	2009/10/29	125.00
61460	UBS AG – HSI R Bull CBBC Oct 2009 K	500,000,000	2009/01/12	2009/10/29	125.00
61461	UBS AG – HSI R Bull CBBC Oct 2009 L	500,000,000	2009/01/12	2009/10/29	125.00
61463	UBS AG – HSI R Bear CBBC Oct 2009 M	500,000,000	2009/01/12	2009/10/29	125.00
61464	UBS AG – HSI R Bear CBBC Oct 2009 N	500,000,000	2009/01/12	2009/10/29	125.00
61457	UBS AG – Petrochina R Bull CBBC Jul 2009 I	300,000,000	2009/01/12	2009/07/27	75.00
61505	ABN AMRO Bank N.V. – HSI R Bull CBBC May 2009 D	250,000,000	2009/01/13	2009/05/27	62.75
61506	ABN AMRO Bank N.V. – HSI R Bull CBBC May 2009 E	250,000,000	2009/01/13	2009/05/27	62.75
61487	BNP Paribas Arbit Issu B.V. – HSI R Bull CBBC Nov 2009 O	500,000,000	2009/01/13	2009/11/27	125.00
61488	BNP Paribas Arbit Issu B.V. – HSI R Bull CBBC Dec 2009 N	500,000,000	2009/01/13	2009/12/30	125.00
61489	BNP Paribas Arbit Issu B.V. – HSI R Bear CBBC Jul 2009 Q	500,000,000	2009/01/13	2009/07/30	125.00
61504	KBC Fin Products Int'l Ltd. – HSI R Bear CBBC Jun 2009 S	168,000,000	2009/01/13	2009/06/29	42.00
61490	SGA Societe Generale Acceptance N.V. – CTel R Bear CBBC Aug09A	300,000,000	2009/01/13	2009/08/31	75.00
61491	SGA Societe Generale Acceptance N.V. – CNOOC R Bull CBBC Jul09O	200,000,000	2009/01/13	2009/07/24	50.00
61492	SGA Societe Generale Acceptance N.V. – HKEx R Bull CBBC Sep09B	300,000,000	2009/01/13	2009/09/29	75.00
61480	SGA Societe Generale Acceptance N.V. – HSI R Bull CBBC Jul09Q	300,000,000	2009/01/13	2009/07/30	75.00
61481	SGA Societe Generale Acceptance N.V. – HSI R Bull CBBC Jul09R	300,000,000	2009/01/13	2009/07/30	75.00
61482	SGA Societe Generale Acceptance N.V. – HSI R Bull CBBC Jul09S	300,000,000	2009/01/13	2009/07/30	75.00
61483	SGA Societe Generale Acceptance N.V. – HSI R Bull CBBC Jul09T	300,000,000	2009/01/13	2009/07/30	75.00
61484	SGA Societe Generale Acceptance N.V. – HSI R Bull CBBC Aug09V	300,000,000	2009/01/13	2009/08/28	94.50
61485	SGA Societe Generale Acceptance N.V. – HSI R Bull CBBC Aug09W	300,000,000	2009/01/13	2009/08/28	75.00
61486	SGA Societe Generale Acceptance N.V. – HSI R Bull CBBC Aug09X	300,000,000	2009/01/13	2009/08/28	75.00
61493	SGA Societe Generale Acceptance N.V. – PetCh R Bull CBBC Jul09N	300,000,000	2009/01/13	2009/07/27	75.00
61494	UBS AG – CCCCL R Bull CBBC Aug 2009 A	200,000,000	2009/01/13	2009/08/24	51.00
61498	UBS AG – CCCCL R Bear CBBC Aug 2009 B	200,000,000	2009/01/13	2009/08/24	70.00
61495	UBS AG – China Life R Bull CBBC Aug 2009 A	300,000,000	2009/01/13	2009/08/24	82.50
61497	UBS AG – A50 China R Bull CBBC Aug 2009 A	300,000,000	2009/01/13	2009/08/24	75.00
61499	UBS AG – HSCEI R Bull CBBC Jul 2009 Q	500,000,000	2009/01/13	2009/07/30	125.00
61503	UBS AG – HSCEI R Bear CBBC Jul 2009 R	500,000,000	2009/01/13	2009/07/30	125.00
61500	UBS AG – HSI R Bull CBBC Oct 2009 O	500,000,000	2009/01/13	2009/10/29	125.00
61501	UBS AG – HSI R Bull CBBC Oct 2009 P	500,000,000	2009/01/13	2009/10/29	125.00
61502	UBS AG – HSI R Bull CBBC Oct 2009 Q	500,000,000	2009/01/13	2009/10/29	125.00
61496	UBS AG – Ping An R Bull CBBC Jul 2009 F	200,000,000	2009/01/13	2009/07/20	50.00
61523	Deutsche Bank AG – HKEx R Bull CBBC Jul 2009 K	150,000,000	2009/01/14	2009/07/27	37.50
61527	Deutsche Bank AG – HKEx R Bear CBBC Jul 2009 L	150,000,000	2009/01/14	2009/07/27	42.00
61528	Deutsche Bank AG – HKEx R Bear CBBC Jul 2009 M	150,000,000	2009/01/14	2009/07/27	49.50
61524	Deutsche Bank AG – HSI R Bull CBBC Oct 2009 G	300,000,000	2009/01/14	2009/10/29	90.00
61525	Deutsche Bank AG – HSI R Bull CBBC Oct 2009 H	300,000,000	2009/01/14	2009/10/29	75.00
61531	Deutsche Bank AG – HSI R Bear CBBC Oct 2009 I	300,000,000	2009/01/14	2009/10/29	75.00
61532	Deutsche Bank AG – HSI R Bear CBBC Oct 2009 J	300,000,000	2009/01/14	2009/10/29	84.00

Main Board Callable Bull/Bear Contracts

Code	Callable Bull/Bear Contracts	No. of issue (units)	Listing date	Expiry	Amount raised (HK\$ mil.)
61526	KBC Fin Products Int'l Ltd. – BOCL R Bull CBBC Aug 2009 A	108,000,000	2009/01/14	2009/08/03	86.40
61529	KBC Fin Products Int'l Ltd. – BOCL R Bear CBBC Jul 2009 B	108,000,000	2009/01/14	2009/07/15	79.92
61530	KBC Fin Products Int'l Ltd. – ICBC R Bull CBBC Jul 2009 D	400,000,000	2009/01/14	2009/07/10	100.00
61534	KBC Fin Products Int'l Ltd. – ICBC R Bear CBBC Jul 2009 E	358,000,000	2009/01/14	2009/07/15	96.66
61507	SGA Societe Generale Acceptance N.V – CLife R Bear CBBC Nov09A	500,000,000	2009/01/14	2009/11/30	125.00
61509	SGA Societe Generale Acceptance N.V – CNOOC R Bear CBBC Jul09P	200,000,000	2009/01/14	2009/07/24	50.00
61510	SGA Societe Generale Acceptance N.V – CNOOC R Bear CBBC Jul09Q	200,000,000	2009/01/14	2009/07/24	64.00
61508	SGA Societe Generale Acceptance N.V – CShen R Bear CBBC Jun09E	100,000,000	2009/01/14	2009/06/30	53.00
61511	SGA Societe Generale Acceptance N.V. – HKEx R Bear CBBC Sep09C	300,000,000	2009/01/14	2009/09/29	75.00
61512	SGA Societe Generale Acceptance N.V. – HWL R Bull CBBC Aug09A	300,000,000	2009/01/14	2009/08/31	75.00
61513	SGA Societe Generale Acceptance N.V. – HWL R Bear CBBC Oct 09A	300,000,000	2009/01/14	2009/10/27	75.00
61514	SGA Societe Generale Acceptance N.V. – ICBC R Bear CBBC Jul09B	300,000,000	2009/01/14	2009/07/27	75.00
61515	SGA Societe Generale Acceptance N.V – PetCh R Bear CBBC Oct09B	300,000,000	2009/01/14	2009/10/05	75.00
61516	SGA Societe Generale Acceptance N.V – SHK P R Bear CBBC Jul09G	100,000,000	2009/01/14	2009/07/27	25.00
61519	UBS AG – CM Bank R Bear CBBC Jul 2009 D	200,000,000	2009/01/14	2009/07/20	64.00
61520	UBS AG – Sinopec Corp R Bull CBBC Aug 2009 G	200,000,000	2009/01/14	2009/08/17	50.00
61521	UBS AG – HKEx R Bull CBBC Jul 2009 C	300,000,000	2009/01/14	2009/07/20	75.00
61517	UBS AG – HSI R Bull CBBC Aug 2009 F	500,000,000	2009/01/14	2009/08/28	125.00
61518	UBS AG – HSI R Bull CBBC Sep 2009 W	500,000,000	2009/01/14	2009/09/29	125.00
61522	UBS AG – HSI R Bear CBBC Sep 2009 Z	500,000,000	2009/01/14	2009/09/29	125.00
61548	BNP Paribas Arbit Issu B.V. – HSI R Bull CBBC Dec 2009 O	500,000,000	2009/01/15	2009/12/30	125.00
61549	BNP Paribas Arbit Issu B.V. – HSI R Bull CBBC Jan 2010 A	500,000,000	2009/01/15	2010/01/28	125.00
61550	BNP Paribas Arbit Issu B.V. – HSI R Bear CBBC Jul 2009 R	500,000,000	2009/01/15	2009/07/30	125.00
61551	BNP Paribas Arbit Issu B.V. – HSI R Bear CBBC Jul 2009 S	500,000,000	2009/01/15	2009/07/30	125.00
61555	Deutsche Bank AG – China Mobile R Bear CBBC Jul 2009 L	150,000,000	2009/01/15	2009/07/27	37.50
61554	Deutsche Bank AG – China Life R Bear CBBC Aug 2009 X	150,000,000	2009/01/15	2009/08/31	52.50
61556	Deutsche Bank AG – HKEx R Bear CBBC Jul 2009 N	150,000,000	2009/01/15	2009/07/20	37.50
61552	Deutsche Bank AG – HSI R Bear CBBC Sep 2009 U	300,000,000	2009/01/15	2009/09/29	90.00
61553	Deutsche Bank AG – HSI R Bear CBBC Oct 2009 K	300,000,000	2009/01/15	2009/10/29	75.00
61536	KBC Fin Products Int'l Ltd. – HSI R Bull CBBC Sep 2009 M	108,000,000	2009/01/15	2009/09/29	27.00
61538	KBC Fin Products Int'l Ltd. – HSI R Bear CBBC May 2009 Q	168,000,000	2009/01/15	2009/05/27	42.00
61535	SGA Societe Generale Acceptance N.V. – CMob R Bear CBBC Sep09B	300,000,000	2009/01/15	2009/09/29	99.00
61533	SGA Societe Generale Acceptance N.V. – HKEx R Bull CBBC Sep09D	300,000,000	2009/01/15	2009/09/29	75.00
61537	SGA Societe Generale Acceptance N.V. – HKEx R Bear CBBC Sep09E	300,000,000	2009/01/15	2009/09/29	75.00
61543	UBS AG – China Mobile R Bear CBBC Jul 2009 J	300,000,000	2009/01/15	2009/07/27	75.00
61540	UBS AG – CC Bank R Bear CBBC Jul 2009 B	200,000,000	2009/01/15	2009/07/27	50.00
61541	UBS AG – China Life R Bear CBBC Aug 2009 B	300,000,000	2009/01/15	2009/08/24	109.50
61542	UBS AG – CM Bank R Bear CBBC Aug 2009 A	200,000,000	2009/01/15	2009/08/24	90.00
61544	UBS AG – CNOOC R Bear CBBC Jul 2009 L	200,000,000	2009/01/15	2009/07/27	50.00
61539	UBS AG – HSCEI R Bull CBBC Jul 2009 S	500,000,000	2009/01/15	2009/07/30	125.00
61547	UBS AG – HSCEI R Bear CBBC Jul 2009 T	500,000,000	2009/01/15	2009/07/30	125.00
61545	UBS AG – ICBC R Bear CBBC Aug 2009 A	200,000,000	2009/01/15	2009/08/24	50.00
61546	UBS AG – Petrochina R Bear CBBC Jul 2009 J	300,000,000	2009/01/15	2009/07/27	75.00
61570	Deutsche Bank AG – CC Bank R Bear CBBC Jul 2009 G	150,000,000	2009/01/16	2009/07/20	37.50
61571	Deutsche Bank AG – CNOOC R Bear CBBC Jul 2009 J	150,000,000	2009/01/16	2009/07/20	42.00

Main Board Callable Bull/Bear Contracts

Code	Callable Bull/Bear Contracts	No. of issue (units)	Listing date	Expiry	Amount raised (HK\$ mil.)
61572	Deutsche Bank AG – HSI R Bear CBBC Oct 2009 L	300,000,000	2009/01/16	2009/10/29	75.00
61557	HK Bank – HSI R Bear CBBC Apr 2009 F	1,000,000,000	2009/01/16	2009/04/29	250.00
61558	HK Bank – HSI R Bear CBBC Jun 2009 D	1,000,000,000	2009/01/16	2009/06/29	250.00
61567	KBC Fin Products Int'l Ltd. – Ch Mobile R Bear CBBC Jul 09 B	308,000,000	2009/01/16	2009/07/10	77.00
61566	KBC Fin Products Int'l Ltd. – Ch Life R Bear CBBC Jul 2009 C	168,000,000	2009/01/16	2009/07/07	84.00
61568	KBC Fin Products Int'l Ltd. – CNOOC R Bear CBBC Jun 2009 A	208,000,000	2009/01/16	2009/06/15	52.00
61559	SGA Societe Generale Acceptance N.V. – HSI R Bear CBBC Jul09U	300,000,000	2009/01/16	2009/07/30	75.00
61560	SGA Societe Generale Acceptance N.V. – HSI R Bear CBBC Jul09V	300,000,000	2009/01/16	2009/07/30	75.00
61561	SGA Societe Generale Acceptance N.V. – HSI R Bear CBBC Jul09W	300,000,000	2009/01/16	2009/07/30	96.00
61564	SGA Societe Generale Acceptance N.V. – HSI R Bear CBBC Aug09D	300,000,000	2009/01/16	2009/08/28	75.00
61562	SGA Societe Generale Acceptance N.V. – HSI R Bear CBBC Aug09Y	300,000,000	2009/01/16	2009/08/28	75.00
61563	SGA Societe Generale Acceptance N.V. – HSI R Bear CBBC Aug09Z	300,000,000	2009/01/16	2009/08/28	75.00
61565	UBS AG – HSI R Bull CBBC Oct 2009 R	500,000,000	2009/01/16	2009/10/29	125.00
61569	UBS AG – HSI R Bear CBBC Oct 2009 S	500,000,000	2009/01/16	2009/10/29	125.00
61599	ABN AMRO Bank N.V. – HSI R Bear CBBC Jun 2009 F	250,000,000	2009/01/19	2009/06/29	62.50
61602	Deutsche Bank AG – CC Bank R Bear CBBC Jul 2009 H	150,000,000	2009/01/19	2009/07/20	39.00
61603	Deutsche Bank AG – China Life R Bear CBBC Aug 2009 Y	150,000,000	2009/01/19	2009/08/31	49.50
61604	Deutsche Bank AG – CNOOC R Bear CBBC Jul 2009 K	150,000,000	2009/01/19	2009/07/20	39.00
61600	Deutsche Bank AG – HSI R Bear CBBC Oct 2009 M	300,000,000	2009/01/19	2009/10/29	75.00
61601	Deutsche Bank AG – HSI R Bear CBBC Oct 2009 N	300,000,000	2009/01/19	2009/10/29	84.00
61605	Deutsche Bank AG – ICBC R Bear CBBC Jul 2009 C	150,000,000	2009/01/19	2009/07/20	39.00
61573	HK Bank – A50 R Bear CBBC Jun 2009 D	300,000,000	2009/01/19	2009/06/18	75.00
61587	KBC Fin Products Int'l Ltd. – HKEx R Bear CBBC Aug 2009 B	288,000,000	2009/01/19	2009/08/03	72.00
61584	KBC Fin Products Int'l Ltd. – HSI R Bull CBBC Jun 2009 T	98,000,000	2009/01/19	2009/06/29	24.50
61585	KBC Fin Products Int'l Ltd. – HSI R Bear CBBC Aug 2009 L	108,000,000	2009/01/19	2009/08/28	27.00
61586	KBC Fin Products Int'l Ltd. – HSI R Bear CBBC Aug 2009 M	138,000,000	2009/01/19	2009/08/28	34.50
61574	SGA Societe Generale Acceptance N.V. – CMob R Bear CBBC Sep 2009 C	300,000,000	2009/01/19	2009/09/29	75.00
61575	SGA Societe Generale Acceptance N.V. – PetCh R Bear CBBC Oct 2009 C	300,000,000	2009/01/19	2009/10/05	75.00
61590	UBS AG – BankComm R Bear CBBC Aug 2009 H	200,000,000	2009/01/19	2009/08/17	50.00
61591	UBS AG – China Life R Bear CBBC Aug 2009 C	300,000,000	2009/01/19	2009/08/24	106.50
61592	UBS AG – CM Bank R Bear CBBC Aug 2009 B	200,000,000	2009/01/19	2009/08/24	78.00
61594	UBS AG – CNOOC R Bear CBBC Jul 2009 M	200,000,000	2009/01/19	2009/07/27	50.00
61593	UBS AG – Sinopec Corp R Bear CBBC Aug 2009 H	200,000,000	2009/01/19	2009/08/17	50.00
61596	UBS AG – HKEx R Bear CBBC Jul 2009 D	300,000,000	2009/01/19	2009/07/20	75.00
61576	UBS AG – HSCEI R Bull CBBC Aug 2009 A	500,000,000	2009/01/19	2009/08/28	125.00
61588	UBS AG – HSCEI R Bull CBBC Aug 2009 C	500,000,000	2009/01/19	2009/08/28	125.00
61583	UBS AG – HSCEI R Bear CBBC Aug 2009 B	500,000,000	2009/01/19	2009/08/28	125.00
61597	UBS AG – HSCEI R Bear CBBC Aug 2009 D	500,000,000	2009/01/19	2009/08/28	125.00
61589	UBS AG – HSI R Bull CBBC Sep 2009 R	500,000,000	2009/01/19	2009/09/29	125.00
61598	UBS AG – HSI R Bear CBBC Sep 2009 X	500,000,000	2009/01/19	2009/09/29	125.00
61577	UBS AG – HSI R Bear CBBC Oct 2009 T	500,000,000	2009/01/19	2009/10/29	125.00
61578	UBS AG – HSI R Bear CBBC Oct 2009 U	500,000,000	2009/01/19	2009/10/29	125.00
61579	UBS AG – HSI R Bear CBBC Oct 2009 V	500,000,000	2009/01/19	2009/10/29	125.00
61580	UBS AG – HSI R Bear CBBC Oct 2009 W	500,000,000	2009/01/19	2009/10/29	125.00
61581	UBS AG – HSI R Bear CBBC Oct 2009 X	500,000,000	2009/01/19	2009/10/29	125.00

Main Board Callable Bull/Bear Contracts

Code	Callable Bull/Bear Contracts	No. of issue (units)	Listing date	Expiry	Amount raised (HK\$ mil.)
61582	UBS AG – HSI R Bear CBBC Oct 2009 Y	500,000,000	2009/01/19	2009/10/29	125.00
61595	UBS AG – Petrochina R Bear CBBC Jul 2009 K	300,000,000	2009/01/19	2009/07/27	75.00
61350 [#]	UBS AG – HSBC R Bear CBBC Jul 2009 K	300,000,000	2009/01/19	2009/07/20	54.60
61622	ABN AMRO Bank N.V. – HSI R Bear CBBC May 2009 D	250,000,000	2009/01/20	2009/05/27	62.50
61624	Deutsche Bank AG – China Mobile R Bear CBBC Jul 2009 M	150,000,000	2009/01/20	2009/07/20	37.50
61625	Deutsche Bank AG – HKEx R Bear CBBC Jul 2009 O	150,000,000	2009/01/20	2009/07/20	39.00
61627	Deutsche Bank AG – HSI R Bear CBBC Oct 2009 O	300,000,000	2009/01/20	2009/10/29	75.00
61628	Deutsche Bank AG – HSI R Bear CBBC Oct 2009 P	300,000,000	2009/01/20	2009/10/29	82.50
61626	Deutsche Bank AG – Petrochina R Bear CBBC Jul 2009 C	150,000,000	2009/01/20	2009/07/20	39.00
61623	KBC Fin Products Int'l Ltd. – HSCEI R Bear CBBC Aug 2009 A	268,000,000	2009/01/20	2009/08/28	67.00
61608	SGA Societe Generale Acceptance N.V. – HKEx R Bear CBBC Sep09F	300,000,000	2009/01/20	2009/09/29	75.00
61606	SGA Societe Generale Acceptance N.V. – HSI R Bear CBBC Jul09X	300,000,000	2009/01/20	2009/07/30	75.00
61607	SGA Societe Generale Acceptance N.V. – HSI R Bear CBBC Aug09F	300,000,000	2009/01/20	2009/08/28	75.00
61613	UBS AG – CC Bank R Bull CBBC Aug 2009 A	200,000,000	2009/01/20	2009/08/17	50.00
61611	UBS AG – CCCCL R Bear CBBC Aug 2009 C	200,000,000	2009/01/20	2009/08/24	50.00
61612	UBS AG – CCCCL R Bear CBBC Aug 2009 D	200,000,000	2009/01/20	2009/08/24	66.00
61614	UBS AG – CM Bank R Bull CBBC Aug 2009 C	200,000,000	2009/01/20	2009/08/24	77.00
61616	UBS AG – CNOOC R Bull CBBC Aug 2009 A	200,000,000	2009/01/20	2009/08/17	53.00
61615	UBS AG – Sinopec Corp R Bull CBBC Aug 2009 I	200,000,000	2009/01/20	2009/08/17	53.00
61609	UBS AG – HSI R Bull CBBC Oct 2009 Z	500,000,000	2009/01/20	2009/10/29	125.00
61618	UBS AG – HSI R Bear CBBC Oct 2009 B	500,000,000	2009/01/20	2009/10/29	125.00
61619	UBS AG – HSI R Bear CBBC Oct 2009 C	500,000,000	2009/01/20	2009/10/29	125.00
61620	UBS AG – HSI R Bear CBBC Oct 2009 D	500,000,000	2009/01/20	2009/10/29	125.00
61621	UBS AG – HSI R Bear CBBC Oct 2009 G	500,000,000	2009/01/20	2009/10/29	125.00
61617	UBS AG – ICBC R Bull CBBC Aug 2009 B	200,000,000	2009/01/20	2009/08/24	50.00
60663 [#]	SGA Societe Generale Acceptance N.V. – BOCL R Bull CBBC Jul09A	200,000,000	2009/01/20	2009/07/27	12.40
60674 [#]	SGA Societe Generale Acceptance N.V. – HSI R Bull CBBC Aug09A	200,000,000	2009/01/20	2009/08/28	17.80
61649	Deutsche Bank AG – HSBC R Bear CBBC Jul 2009 C	150,000,000	2009/01/21	2009/07/27	37.50
61650	Deutsche Bank AG – HSBC R Bear CBBC Jul 2009 D	150,000,000	2009/01/21	2009/07/27	51.00
61647	KBC Fin Products Int'l Ltd. – HSBC R Bear CBBC Sep 2009 C	138,000,000	2009/01/21	2009/09/01	34.50
61648	KBC Fin Products Int'l Ltd. – HSI R Bear CBBC Sep 2009 N	208,000,000	2009/01/21	2009/09/29	52.00
61629	Macquarie Bank Ltd. – HSI R Bull CBBC Jul 2009 A	150,000,000	2009/01/21	2009/07/30	37.80
61633	Macquarie Bank Ltd. – HSI R Bear CBBC Jul 2009 B	150,000,000	2009/01/21	2009/07/30	37.50
61632	SGA Societe Generale Acceptance N.V. – CLife R Bear CBBC Nov09B	100,000,000	2009/01/21	2009/11/30	45.00
61636	SGA Societe Generale Acceptance N.V. – CNOOC R Bear CBBC Jul09R	200,000,000	2009/01/21	2009/07/24	50.00
61630	SGA Societe Generale Acceptance N.V. – HSI R Bull CBBC Aug09P	300,000,000	2009/01/21	2009/08/28	103.50
61634	SGA Societe Generale Acceptance N.V. – HSI R Bear CBBC Aug09O	300,000,000	2009/01/21	2009/08/28	75.00
61631	SGA Societe Generale Acceptance N.V. – ICBC R Bull CBBC Jul09C	300,000,000	2009/01/21	2009/07/27	75.00
61635	SGA Societe Generale Acceptance N.V. – ICBC R Bear CBBC Jul09D	300,000,000	2009/01/21	2009/07/27	75.00
61637	UBS AG – BankComm R Bear CBBC Aug 2009 I	200,000,000	2009/01/21	2009/08/17	50.00
61639	UBS AG – China Mobile R Bear CBBC Jul 2009 K	300,000,000	2009/01/21	2009/07/27	75.00
61638	UBS AG – CM Bank R Bear CBBC Aug 2009 D	200,000,000	2009/01/21	2009/08/24	65.00
61640	UBS AG – Sinopec Corp R Bear CBBC Aug 2009 J	200,000,000	2009/01/21	2009/08/17	50.00
61643	UBS AG – HSBC R Bear CBBC Jul 2009 L	300,000,000	2009/01/21	2009/07/27	75.00
61644	UBS AG – HSBC R Bear CBBC Jul 2009 M	300,000,000	2009/01/21	2009/07/27	75.00

Main Board Callable Bull/Bear Contracts

Code	Callable Bull/Bear Contracts	No. of issue (units)	Listing date	Expiry	Amount raised (HK\$ mil.)
61645	UBS AG – HSBC R Bear CBBC Jul 2009 N	300,000,000	2009/01/21	2009/07/27	75.00
61641	UBS AG – ICBC R Bear CBBC Aug 2009 C	200,000,000	2009/01/21	2009/08/24	50.00
61642	UBS AG – Ping An R Bear CBBC Jul 2009 G	200,000,000	2009/01/21	2009/07/27	50.00
61712	ABN AMRO Bank N.V. – HSI R Bear CBBC May 2009 E	250,000,000	2009/01/22	2009/05/27	62.50
61704	Deutsche Bank AG – China Mobile R Bull CBBC Jul 2009 N	150,000,000	2009/01/22	2009/07/27	37.50
61705	Deutsche Bank AG – China Mobile R Bull CBBC Jul 2009 O	150,000,000	2009/01/22	2009/07/27	37.50
61706	Deutsche Bank AG – China Mobile R Bear CBBC Jul 2009 P	150,000,000	2009/01/22	2009/07/27	37.50
61703	Deutsche Bank AG – China Life R Bear CBBC Jul 2009 A	150,000,000	2009/01/22	2009/07/27	52.50
61707	Deutsche Bank AG – Sinopec Corp R Bull CBBC Jul 2009 C	150,000,000	2009/01/22	2009/07/27	37.50
61708	Deutsche Bank AG – Sinopec Corp R Bear CBBC Jul 2009 D	150,000,000	2009/01/22	2009/07/27	37.50
61710	Deutsche Bank AG – A50 China R Bear CBBC Jul 2009 D	150,000,000	2009/01/22	2009/07/27	37.50
61709	Deutsche Bank AG – HKEx R Bear CBBC Jul 2009 P	150,000,000	2009/01/22	2009/07/27	37.50
61673	Deutsche Bank AG – HSI R Bull CBBC Oct 2009 R	300,000,000	2009/01/22	2009/10/29	75.00
61701	Deutsche Bank AG – HSI R Bear CBBC Sep 2009 V	300,000,000	2009/01/22	2009/09/29	75.00
61702	Deutsche Bank AG – HSI R Bear CBBC Oct 2009 Q	300,000,000	2009/01/22	2009/10/29	75.00
61711	Deutsche Bank AG – Petrochina R Bear CBBC Jul 2009 D	150,000,000	2009/01/22	2009/07/27	37.50
61646	HK Bank – HSI R Bear CBBC May 2009 A	1,000,000,000	2009/01/22	2009/05/27	250.00
61651	HK Bank – HSI R Bear CBBC Aug 2009 G	1,000,000,000	2009/01/22	2009/08/28	250.00
61715	KBC Fin Products Int'l Ltd. – A50 China R Bull CBBC Jun 09 B	208,000,000	2009/01/22	2009/06/01	52.00
61714	KBC Fin Products Int'l Ltd. – HSCEI R Bull CBBC Aug 2009 B	268,000,000	2009/01/22	2009/08/28	67.00
61713	KBC Fin Products Int'l Ltd. – HSI R Bull CBBC Aug 2009 N	128,000,000	2009/01/22	2009/08/28	32.00
61717	KBC Fin Products Int'l Ltd. – HSI R Bear CBBC Aug 2009 O	168,000,000	2009/01/22	2009/08/28	42.00
61716	KBC Fin Products Int'l Ltd. – SHK Ppt R Bear CBBC Aug 2009 A	128,000,000	2009/01/22	2009/08/18	34.56
61654	CC Rabobank B.A. – CC Bank R Bull CBBC Aug 2009 C	128,000,000	2009/01/22	2009/08/28	32.00
61655	CC Rabobank B.A. – HKEx R Bear CBBC Jul 2009 A	88,000,000	2009/01/22	2009/07/30	22.00
61652	CC Rabobank B.A. – HSI R Bear CBBC Jul 2009 G	108,000,000	2009/01/22	2009/07/30	27.00
61653	CC Rabobank B.A. – HSI R Bear CBBC Jul 2009 H	108,000,000	2009/01/22	2009/07/30	27.00
61656	SGA Societe Generale Acceptance N.V. – CCCCL R Bull CBBC Jul09H	200,000,000	2009/01/22	2009/07/27	50.00
61674	SGA Societe Generale Acceptance N.V. – HS Bk R Bull CBBC Jul09A	200,000,000	2009/01/22	2009/07/27	50.00
61675	SGA Societe Generale Acceptance N.V. – HSBC R Bear CBBC Aug09B	200,000,000	2009/01/22	2009/08/24	50.00
61678	SGA Societe Generale Acceptance N.V. – HSI R Bull CBBC Aug09G	300,000,000	2009/01/22	2009/08/28	75.00
61677	SGA Societe Generale Acceptance N.V. – HSI R Bull CBBC Aug09H	300,000,000	2009/01/22	2009/08/28	75.00
61676	SGA Societe Generale Acceptance N.V. – HSI R Bull CBBC Aug09Q	300,000,000	2009/01/22	2009/08/28	75.00
61679	SGA Societe Generale Acceptance N.V. – HSI R Bear CBBC Jul09Y	300,000,000	2009/01/22	2009/07/30	75.00
61680	SGA Societe Generale Acceptance N.V. – HSI R Bear CBBC Jul09Z	300,000,000	2009/01/22	2009/07/30	88.50
61681	SGA Societe Generale Acceptance N.V. – HSI R Bear CBBC Aug09R	300,000,000	2009/01/22	2009/08/28	75.00
61687	UBS AG – BankComm R Bear CBBC Aug 2009 J	200,000,000	2009/01/22	2009/08/17	50.00
61693	UBS AG – China Mobile R Bear CBBC Jul 2009 L	300,000,000	2009/01/22	2009/07/27	75.00
61688	UBS AG – CCCCL R Bull CBBC Aug 2009 E	200,000,000	2009/01/22	2009/08/24	54.00
61692	UBS AG – CCCCL R Bear CBBC Aug 2009 F	200,000,000	2009/01/22	2009/08/24	50.00
61689	UBS AG – China Life R Bear CBBC Aug 2009 D	300,000,000	2009/01/22	2009/08/24	91.50
61690	UBS AG – China Life R Bear CBBC Aug 2009 E	300,000,000	2009/01/22	2009/08/24	121.50
61691	UBS AG – CM Bank R Bear CBBC Aug 2009 E	200,000,000	2009/01/22	2009/08/24	65.00
61694	UBS AG – CNOOC R Bear CBBC Aug 2009 B	200,000,000	2009/01/22	2009/08/17	50.00
61696	UBS AG – HKEx R Bear CBBC Jul 2009 E	300,000,000	2009/01/22	2009/07/20	75.00

Main Board Callable Bull/Bear Contracts

Code	Callable Bull/Bear Contracts	No. of issue (units)	Listing date	Expiry	Amount raised (HK\$ mil.)
61697	UBS AG – HKEx R Bear CBBC Jul 2009 F	300,000,000	2009/01/22	2009/07/20	75.00
61695	UBS AG – HS Bank R Bear CBBC Jul 2009 B	200,000,000	2009/01/22	2009/07/27	50.00
61698	UBS AG – HSBC R Bull CBBC Jul 2009 O	300,000,000	2009/01/22	2009/07/27	91.50
61699	UBS AG – HSBC R Bear CBBC Jul 2009 P	300,000,000	2009/01/22	2009/07/27	75.00
61657	UBS AG – HSCEI R Bull CBBC Aug 2009 E	500,000,000	2009/01/22	2009/08/28	125.00
61682	UBS AG – HSCEI R Bear CBBC Aug 2009 F	500,000,000	2009/01/22	2009/08/28	125.00
61672	UBS AG – HSI R Bull CBBC Sep 2009 M	500,000,000	2009/01/22	2009/09/29	125.00
61664	UBS AG – HSI R Bull CBBC Oct 2009 E	500,000,000	2009/01/22	2009/10/29	125.00
61665	UBS AG – HSI R Bull CBBC Oct 2009 F	500,000,000	2009/01/22	2009/10/29	125.00
61666	UBS AG – HSI R Bull CBBC Oct 2009 H	500,000,000	2009/01/22	2009/10/29	125.00
61658	UBS AG – HSI R Bull CBBC Nov 2009 A	500,000,000	2009/01/22	2009/11/27	125.00
61659	UBS AG – HSI R Bull CBBC Nov 2009 B	500,000,000	2009/01/22	2009/11/27	125.00
61660	UBS AG – HSI R Bull CBBC Nov 2009 C	500,000,000	2009/01/22	2009/11/27	125.00
61661	UBS AG – HSI R Bull CBBC Nov 2009 D	500,000,000	2009/01/22	2009/11/27	125.00
61662	UBS AG – HSI R Bull CBBC Nov 2009 E	500,000,000	2009/01/22	2009/11/27	125.00
61663	UBS AG – HSI R Bull CBBC Nov 2009 F	500,000,000	2009/01/22	2009/11/27	125.00
61683	UBS AG – HSI R Bear CBBC Sep 2009 W	500,000,000	2009/01/22	2009/09/29	125.00
61684	UBS AG – HSI R Bear CBBC Oct 2009 J	500,000,000	2009/01/22	2009/10/29	125.00
61685	UBS AG – HSI R Bear CBBC Oct 2009 K	500,000,000	2009/01/22	2009/10/29	125.00
61686	UBS AG – HSI R Bear CBBC Oct 2009 L	500,000,000	2009/01/22	2009/10/29	125.00
61667	UBS AG – HSI R Bear CBBC Nov 2009 G	500,000,000	2009/01/22	2009/11/27	125.00
61668	UBS AG – HSI R Bear CBBC Nov 2009 H	500,000,000	2009/01/22	2009/11/27	125.00
61669	UBS AG – HSI R Bear CBBC Nov 2009 I	500,000,000	2009/01/22	2009/11/27	125.00
61670	UBS AG – HSI R Bear CBBC Nov 2009 J	500,000,000	2009/01/22	2009/11/27	125.00
61671	UBS AG – HSI R Bear CBBC Nov 2009 K	500,000,000	2009/01/22	2009/11/27	125.00
61700	UBS AG – Petrochina R Bear CBBC Jul 2009 L	300,000,000	2009/01/22	2009/07/27	75.00
60673 [#]	SGA Societe Generale Acceptance N.V. – HSI R Bull CBBC Jun09G	200,000,000	2009/01/22	2009/06/29	30.80
61741	ABN AMRO Bank N.V. – CC Bank R Bull CBBC Jul 2009 A	80,000,000	2009/01/23	2009/07/10	20.00
61742	ABN AMRO Bank N.V. – HSBC R Bull CBBC Jul 2009 A	80,000,000	2009/01/23	2009/07/10	20.00
61726	BNP Paribas Arbit Issu B.V. – HSBC R Bull CBBC Dec 2009 A	200,000,000	2009/01/23	2009/12/30	50.00
61730	BNP Paribas Arbit Issu B.V. – HSBC R Bear CBBC Dec 2009 B	200,000,000	2009/01/23	2009/12/30	52.00
61720	BNP Paribas Arbit Issu B.V. – HSI R Bull CBBC Oct 2009 F	500,000,000	2009/01/23	2009/10/29	125.00
61721	BNP Paribas Arbit Issu B.V. – HSI R Bull CBBC Oct 2009 G	500,000,000	2009/01/23	2009/10/29	125.00
61723	BNP Paribas Arbit Issu B.V. – HSI R Bear CBBC Sep 2009 P	500,000,000	2009/01/23	2009/09/29	125.00
61724	BNP Paribas Arbit Issu B.V. – HSI R Bear CBBC Sep 2009 Q	500,000,000	2009/01/23	2009/09/29	125.00
61736	Deutsche Bank AG – HSI R Bear CBBC Sep 2009 Q	300,000,000	2009/01/23	2009/09/29	120.00
61735	Deutsche Bank AG – HSI R Bear CBBC Sep 2009 X	300,000,000	2009/01/23	2009/09/29	75.00
61737	Deutsche Bank AG – HSI R Bear CBBC Oct 2009 S	300,000,000	2009/01/23	2009/10/29	105.00
61733	Goldman Sachs SP (Asia) – HSI R Bull CBBC Oct 2009 A	200,000,000	2009/01/23	2009/10/29	50.00
61734	Goldman Sachs SP (Asia) – HSI R Bear CBBC Sep 2009 C	200,000,000	2009/01/23	2009/09/29	50.00
61740	KBC Fin Products Int'l Ltd. – HSBC R Bear CBBC Aug 2009 B	138,000,000	2009/01/23	2009/08/28	34.50
61738	KBC Fin Products Int'l Ltd. – HSI R Bull CBBC Aug 2009 P	168,000,000	2009/01/23	2009/08/28	42.00
61739	KBC Fin Products Int'l Ltd. – HSI R Bull CBBC Aug 2009 Q	208,000,000	2009/01/23	2009/08/28	52.00
61725	Macquarie Bank Ltd. – HSI R Bull CBBC Jul 2009 C	150,000,000	2009/01/23	2009/07/30	37.50
61718	SGA Societe Generale Acceptance N.V. – HKEx R Bull CBBC Sep09G	300,000,000	2009/01/23	2009/09/29	75.00

Main Board Callable Bull/Bear Contracts

Code	Callable Bull/Bear Contracts	No. of issue (units)	Listing date	Expiry	Amount raised (HK\$ mil.)
61722	SGA Societe Generale Acceptance N.V. – HKEx R Bear CBBC Sep09H	300,000,000	2009/01/23	2009/09/29	75.00
61719	SGA Societe Generale Acceptance N.V. – PetCh R Bear CBBC Oct09D	300,000,000	2009/01/23	2009/10/05	75.00
61727	UBS AG – HSI R Bear CBBC Aug 2009 F	500,000,000	2009/01/23	2009/08/28	125.00
61728	UBS AG – HSI R Bear CBBC Aug 2009 G	500,000,000	2009/01/23	2009/08/28	125.00
61729	UBS AG – HSI R Bear CBBC Oct 2009 O	500,000,000	2009/01/23	2009/10/29	125.00
61731	UBS AG – HSI R Bear CBBC Oct 2009 P	500,000,000	2009/01/23	2009/10/29	125.00
61732	UBS AG – HSI R Bear CBBC Oct 2009 Q	500,000,000	2009/01/23	2009/10/29	125.00
61759	BNP Paribas Arbit Issu B.V. – BOCL R Bull CBBC Aug 2009 A	200,000,000	2009/01/29	2009/08/28	50.00
61760	BNP Paribas Arbit Issu B.V. – CC Bank R Bull CBBC Aug 2009 C	200,000,000	2009/01/29	2009/08/28	50.00
61762	BNP Paribas Arbit Issu B.V. – Ch Life R Bull CBBC Sep 2009 B	200,000,000	2009/01/29	2009/09/29	96.00
61763	BNP Paribas Arbit Issu B.V. – ICBC R Bull CBBC Aug 2009 A	200,000,000	2009/01/29	2009/08/28	50.00
61757	Deutsche Bank AG – HSBC R Bull CBBC Aug 2009 A	150,000,000	2009/01/29	2009/08/03	49.50
61758	Deutsche Bank AG – HSBC R Bull CBBC Aug 2009 B	150,000,000	2009/01/29	2009/08/03	37.50
61761	Deutsche Bank AG – HSBC R Bear CBBC Aug 2009 C	150,000,000	2009/01/29	2009/08/03	40.50
61754	KBC Fin Products Int'l Ltd. – Ch Mobile R Bear CBBC Jul 09 C	268,000,000	2009/01/29	2009/07/10	67.00
61756	KBC Fin Products Int'l Ltd. – CP&CC R Bull CBBC Jul 2009 B	208,000,000	2009/01/29	2009/07/20	52.00
61755	KBC Fin Products Int'l Ltd. – HSBC R Bear CBBC Jul 2009 C	138,000,000	2009/01/29	2009/07/15	34.50
61753	KBC Fin Products Int'l Ltd. – HSI R Bear CBBC Aug 2009 R	188,000,000	2009/01/29	2009/08/28	47.00
61744	SGA Societe Generale Acceptance N.V. – CNOOC R Bear CBBC Jul09S	200,000,000	2009/01/29	2009/07/24	50.00
61743	SGA Societe Generale Acceptance N.V. – HSBC R Bull CBBC Aug09C	200,000,000	2009/01/29	2009/08/24	50.00
61747	SGA Societe Generale Acceptance N.V. – HSBC R Bear CBBC Aug09D	200,000,000	2009/01/29	2009/08/24	50.00
61751	UBS AG – A50 China R Bull CBBC Aug 2009 B	300,000,000	2009/01/29	2009/08/24	75.00
61748	UBS AG – HSBC R Bull CBBC Jul 2009 Q	300,000,000	2009/01/29	2009/07/27	75.00
61749	UBS AG – HSBC R Bull CBBC Sep 2009 A	300,000,000	2009/01/29	2009/09/28	115.50
61750	UBS AG – HSBC R Bull CBBC Sep 2009 B	300,000,000	2009/01/29	2009/09/28	100.50
61752	UBS AG – HSBC R Bear CBBC Jul 2009 R	300,000,000	2009/01/29	2009/07/27	75.00
61745	UBS AG – HSCEI R Bear CBBC Aug 2009 G	500,000,000	2009/01/29	2009/08/28	125.00
61746	UBS AG – HSI R Bull CBBC Sep 2009 R	500,000,000	2009/01/29	2009/09/29	125.00
61274#	KBC Fin Products Int'l Ltd. – HSBC R Bull CBBC Sep 2009 B	138,000,000	2009/01/29	2009/09/10	24.01
61788	ABN AMRO Bank N.V. – China Mobile R Bear CBBC Jul 2009 A	80,000,000	2009/01/30	2009/07/10	20.00
61789	ABN AMRO Bank N.V. – A50 China R Bear CBBC Jul 2009 A	80,000,000	2009/01/30	2009/07/10	20.08
61783	ABN AMRO Bank N.V. – HSBC R Bull CBBC Jul 2009 B	80,000,000	2009/01/30	2009/07/10	20.08
61787	ABN AMRO Bank N.V. – HSBC R Bear CBBC Jul 2009 C	80,000,000	2009/01/30	2009/07/10	20.08
61784	ABN AMRO Bank N.V. – HSI R Bear CBBC Jun 2009 G	250,000,000	2009/01/30	2009/06/29	62.75
61785	ABN AMRO Bank N.V. – HSI R Bear CBBC Jun 2009 H	250,000,000	2009/01/30	2009/06/29	62.75
61786	ABN AMRO Bank N.V. – HSI R Bear CBBC Jun 2009 I	250,000,000	2009/01/30	2009/06/29	62.50
61778	BNP Paribas Arbit Issu B.V. – HSBC R Bull CBBC Sep 2009 C	200,000,000	2009/01/30	2009/09/29	50.00
61779	BNP Paribas Arbit Issu B.V. – HSCEI R Bull CBBC Nov 2009 E	200,000,000	2009/01/30	2009/11/27	50.00
61780	BNP Paribas Arbit Issu B.V. – HSCEI R Bear CBBC Jul 2009 A	200,000,000	2009/01/30	2009/07/30	50.00
61781	BNP Paribas Arbit Issu B.V. – HSI R Bear CBBC Jul 2009 T	400,000,000	2009/01/30	2009/07/30	100.00
61782	BNP Paribas Arbit Issu B.V. – HSI R Bear CBBC Aug 2009 W	300,000,000	2009/01/30	2009/08/28	75.00
61764	SGA Societe Generale Acceptance N.V. – HSBC R Bear CBBC Aug09E	200,000,000	2009/01/30	2009/08/24	50.00
61767	UBS AG – China Mobile R Bear CBBC Jul 2009 M	300,000,000	2009/01/30	2009/07/27	75.00
61768	UBS AG – CNOOC R Bear CBBC Aug 2009 C	200,000,000	2009/01/30	2009/08/17	50.00
61765	UBS AG – HSBC R Bull CBBC Jul 2009 S	300,000,000	2009/01/30	2009/07/27	75.00

Main Board Callable Bull/Bear Contracts

Code	Callable Bull/Bear Contracts	No. of issue (units)	Listing date	Expiry	Amount raised (HK\$ mil.)
61766	UBS AG – HSBC R Bull CBBC Jul 2009 T	300,000,000	2009/01/30	2009/07/27	75.00
61770	UBS AG – HSBC R Bear CBBC Jul 2009 U	300,000,000	2009/01/30	2009/07/27	75.00
61776	UBS AG – HSBC R Bear CBBC Jul 2009 V	300,000,000	2009/01/30	2009/07/20	75.00
61777	UBS AG – HSBC R Bear CBBC Jul 2009 W	300,000,000	2009/01/30	2009/07/20	75.00
61773	UBS AG – HSI R Bear CBBC Oct 2009 A	500,000,000	2009/01/30	2009/10/29	125.00
61774	UBS AG – HSI R Bear CBBC Oct 2009 R	500,000,000	2009/01/30	2009/10/29	125.00
61775	UBS AG – HSI R Bear CBBC Oct 2009 Z	500,000,000	2009/01/30	2009/10/29	125.00
61769	UBS AG – Petrochina R Bear CBBC Jul 2009 M	300,000,000	2009/01/30	2009/07/27	75.00
61771	KBC Fin Products Int'l Ltd. – HSBC R Bull CBBC Aug 2009 C	138,000,000	2009/02/02	2009/08/03	40.02
61772	KBC Fin Products Int'l Ltd. – HSI R Bear CBBC Aug 2009 S	118,000,000	2009/02/02	2009/08/28	29.50
61816	ABN AMRO Bank N.V. – HSBC R Bull CBBC Jul 2009 D	80,000,000	2009/02/02	2009/07/10	20.00
61817	ABN AMRO Bank N.V. – HSBC R Bull CBBC Jul 2009 E	80,000,000	2009/02/02	2009/07/10	20.00
61828	ABN AMRO Bank N.V. – HSCEI R Bear CBBC Jun 2009 G	250,000,000	2009/02/02	2009/06/29	62.50
61820	ABN AMRO Bank N.V. – HSCEI R Bear CBBC Jun 2009 H	250,000,000	2009/02/02	2009/06/29	62.50
61818	ABN AMRO Bank N.V. – HSI R Bear CBBC Jun 2009 J	250,000,000	2009/02/02	2009/06/29	62.50
61819	ABN AMRO Bank N.V. – HSI R Bear CBBC Jun 2009 K	250,000,000	2009/02/02	2009/06/29	62.50
61822	Deutsche Bank AG – China Life R Bear CBBC Aug 2009 D	150,000,000	2009/02/02	2009/08/03	52.50
61821	Deutsche Bank AG – China Life R Bear CBBC Aug 2009 Z	150,000,000	2009/02/02	2009/08/03	37.50
61823	Deutsche Bank AG – CNOOC R Bear CBBC Aug 2009 B	150,000,000	2009/02/02	2009/08/03	37.50
61824	Deutsche Bank AG – HSBC R Bear CBBC Aug 2009 D	150,000,000	2009/02/02	2009/08/03	37.50
61826	Deutsche Bank AG – HSI R Bear CBBC Sep 2009 W	300,000,000	2009/02/02	2009/09/29	90.00
61827	Deutsche Bank AG – HSI R Bear CBBC Oct 2009 T	300,000,000	2009/02/02	2009/10/29	75.00
61825	Deutsche Bank AG – ICBC R Bull CBBC Aug 2009 C	150,000,000	2009/02/02	2009/08/03	37.50
61810	KBC Fin Products Int'l Ltd. – Ch Mobile R Bull CBBC Aug 09 B	208,000,000	2009/02/02	2009/08/10	52.00
61811	KBC Fin Products Int'l Ltd. – Ch Mobile R Bear CBBC Jul 09 D	268,000,000	2009/02/02	2009/07/20	67.00
61807	KBC Fin Products Int'l Ltd. – Ch Life R Bear CBBC Jul 2009 D	138,000,000	2009/02/02	2009/07/20	80.04
61808	KBC Fin Products Int'l Ltd. – Ch Life R Bear CBBC Aug 2009 B	138,000,000	2009/02/02	2009/08/03	55.20
61809	KBC Fin Products Int'l Ltd. – Ch Life R Bear CBBC Sep 2009 C	138,000,000	2009/02/02	2009/09/09	38.64
61814	KBC Fin Products Int'l Ltd. – HKEx R Bear CBBC Jul 2009 A	368,000,000	2009/02/02	2009/07/02	92.00
61812	KBC Fin Products Int'l Ltd. – HSBC R Bull CBBC Jul 2009 D	138,000,000	2009/02/02	2009/07/10	37.26
61813	KBC Fin Products Int'l Ltd. – HSBC R Bear CBBC Sep 2009 D	138,000,000	2009/02/02	2009/09/01	34.50
61815	KBC Fin Products Int'l Ltd. – HSI R Bear CBBC Aug 2009 T	108,000,000	2009/02/02	2009/08/28	27.00
61790	CC Rabobank B.A. – HSBC R Bull CBBC Aug 2009 A	200,000,000	2009/02/02	2009/08/10	50.00
61794	CC Rabobank B.A. – HSBC R Bear CBBC Aug 2009 B	200,000,000	2009/02/02	2009/08/10	50.00
61792	SGA Societe Generale Acceptance N.V. – HSBC R Bull CBBC Aug09F	200,000,000	2009/02/02	2009/08/24	50.00
61793	SGA Societe Generale Acceptance N.V. – HSBC R Bull CBBC Oct09A	200,000,000	2009/02/02	2009/10/23	50.00
61791	SGA Societe Generale Acceptance N.V. – HSI R Bull CBBC Aug09S	300,000,000	2009/02/02	2009/08/28	75.00
61796	SGA Societe Generale Acceptance N.V. – HSI R Bear CBBC Jul09B	300,000,000	2009/02/02	2009/07/30	75.00
61795	SGA Societe Generale Acceptance N.V. – HSI R Bear CBBC Aug09T	300,000,000	2009/02/02	2009/08/28	75.00
61800	UBS AG – CCCCL R Bull CBBC Aug 2009 G	200,000,000	2009/02/02	2009/08/24	67.00
61803	UBS AG – China Life R Bear CBBC Aug 2009 F	300,000,000	2009/02/02	2009/08/24	82.50
61804	UBS AG – CM Bank R Bull CBBC Aug 2009 F	200,000,000	2009/02/02	2009/08/24	101.00
61799	UBS AG – HKEx R Bear CBBC Sep 2009 A	300,000,000	2009/02/02	2009/09/28	75.00
61798	UBS AG – HSCEI R Bull CBBC Aug 2009 H	500,000,000	2009/02/02	2009/08/28	125.00
61797	UBS AG – HSI R Bull CBBC Nov 2009 L	500,000,000	2009/02/02	2009/11/27	125.00

Main Board Callable Bull/Bear Contracts

Code	Callable Bull/Bear Contracts	No. of issue (units)	Listing date	Expiry	Amount raised (HK\$ mil.)
61805	UBS AG – HSI R Bull CBBC Nov 2009 O	500,000,000	2009/02/02	2009/11/27	125.00
61801	UBS AG – HSI R Bear CBBC Nov 2009 M	500,000,000	2009/02/02	2009/11/27	125.00
61802	UBS AG – HSI R Bear CBBC Nov 2009 N	500,000,000	2009/02/02	2009/11/27	125.00
61806	UBS AG – HSI R Bear CBBC Nov 2009 P	500,000,000	2009/02/02	2009/11/27	125.00
61835	Deutsche Bank AG – China Life R Bull CBBC Jul 2009 B	150,000,000	2009/02/03	2009/07/27	109.50
61829	SGA Societe Generale Acceptance N.V. – CCB R Bear CBBC Sep09A	300,000,000	2009/02/03	2009/09/28	75.00
61830	SGA Societe Generale Acceptance N.V. – CLife R Bear CBBC Oct09C	100,000,000	2009/02/03	2009/10/27	45.00
61831	SGA Societe Generale Acceptance N.V. – CMB R Bear CBBC Aug 09A	100,000,000	2009/02/03	2009/08/31	55.00
61832	SGA Societe Generale Acceptance N.V. – CP&CC R Bear CBBC Sep09A	200,000,000	2009/02/03	2009/09/28	50.00
61833	SGA Societe Generale Acceptance N.V. – HSI R Bull CBBC Aug09I	300,000,000	2009/02/03	2009/08/28	75.00
61834	SGA Societe Generale Acceptance N.V. – HSI R Bull CBBC Aug09U	300,000,000	2009/02/03	2009/08/28	75.00
61837	SGA Societe Generale Acceptance N.V. – HSI R Bear CBBC Aug09V	300,000,000	2009/02/03	2009/08/28	75.00
61841	Deutsche Bank AG – China Mobile R Bear CBBC Jul 2009 Q	150,000,000	2009/02/04	2009/07/27	37.50
61840	Deutsche Bank AG – CC Bank R Bear CBBC Jul 2009 I	150,000,000	2009/02/04	2009/07/20	37.50
61843	Deutsche Bank AG – HKEx R Bear CBBC Jul 2009 Q	150,000,000	2009/02/04	2009/07/27	37.50
61842	Deutsche Bank AG – HSI R Bull CBBC Oct 2009 U	300,000,000	2009/02/04	2009/10/29	75.00
61844	Deutsche Bank AG – Petrochina R Bear CBBC Jul 2009 E	150,000,000	2009/02/04	2009/07/27	37.50
61846	UBS AG – CCCCL R Bull CBBC Aug 2009 H	200,000,000	2009/02/04	2009/08/24	83.00
61838	UBS AG – China Life R Bear CBBC Aug 2009 G	300,000,000	2009/02/04	2009/08/24	75.00
61845	UBS AG – China Railway R Bull CBBC Aug 2009 A	200,000,000	2009/02/04	2009/08/24	50.00
61849	UBS AG – China Railway R Bear CBBC Aug 2009 B	200,000,000	2009/02/04	2009/08/24	50.00
61836	UBS AG – Petrochina R Bear CBBC Oct 2009 A	300,000,000	2009/02/04	2009/10/19	75.00
61839	UBS AG – Ping An R Bear CBBC Oct 2009 A	200,000,000	2009/02/04	2009/10/19	50.00
61861	BNP Paribas Arbit Issu B.V. – HSI R Bull CBBC Oct 2009 H	400,000,000	2009/02/05	2009/10/29	100.00
61862	BNP Paribas Arbit Issu B.V. – HSI R Bull CBBC Nov 2009 P	400,000,000	2009/02/05	2009/11/27	100.00
61863	BNP Paribas Arbit Issu B.V. – HSI R Bull CBBC Dec 2009 P	300,000,000	2009/02/05	2009/12/30	75.00
61865	BNP Paribas Arbit Issu B.V. – HSI R Bear CBBC Aug 2009 X	400,000,000	2009/02/05	2009/08/28	100.00
61857	Deutsche Bank AG – Sinopec Corp R Bull CBBC Aug 2009 D	150,000,000	2009/02/05	2009/08/10	37.50
61859	Deutsche Bank AG – HSI R Bull CBBC Oct 2009 V	300,000,000	2009/02/05	2009/10/29	81.00
61860	Deutsche Bank AG – HSI R Bull CBBC Oct 2009 W	300,000,000	2009/02/05	2009/10/29	75.00
61858	Deutsche Bank AG – Petrochina R Bull CBBC Aug 2009 A	150,000,000	2009/02/05	2009/08/10	42.00
61855	KBC Fin Products Int'l Ltd. – HSI R Bear CBBC Aug 2009 U	108,000,000	2009/02/05	2009/08/28	27.00
61856	KBC Fin Products Int'l Ltd. – HSI R Bear CBBC Aug 2009 V	168,000,000	2009/02/05	2009/08/28	42.00
61847	SGA Societe Generale Acceptance N.V. – CMob R Bear CBBC Sep09D	300,000,000	2009/02/05	2009/09/29	75.00
61848	SGA Societe Generale Acceptance N.V. – ICBC R Bear CBBC Sep09A	300,000,000	2009/02/05	2009/09/29	75.00
61850	SGA Societe Generale Acceptance N.V. – PetCh R Bear CBBC Oct09E	300,000,000	2009/02/05	2009/10/05	75.00
61866	UBS AG – China Life R Bull CBBC Aug 2009 H	300,000,000	2009/02/05	2009/08/24	87.00
61867	UBS AG – CNOOC R Bull CBBC Aug 2009 D	200,000,000	2009/02/05	2009/08/17	50.00
61868	UBS AG – HSBC R Bull CBBC Sep 2009 C	300,000,000	2009/02/05	2009/09/28	75.00
61851	UBS AG – HSCEI R Bear CBBC Aug 2009 I	500,000,000	2009/02/05	2009/08/28	125.00
61869	UBS AG – HSI R Bull CBBC Oct 2009 K	500,000,000	2009/02/05	2009/10/29	125.00
61870	UBS AG – HSI R Bull CBBC Oct 2009 L	500,000,000	2009/02/05	2009/10/29	125.00
61852	UBS AG – HSI R Bear CBBC Oct 2009 F	500,000,000	2009/02/05	2009/10/29	125.00
61853	UBS AG – HSI R Bear CBBC Oct 2009 H	500,000,000	2009/02/05	2009/10/29	125.00
61854	UBS AG – HSI R Bear CBBC Oct 2009 J	500,000,000	2009/02/05	2009/10/29	125.00

Main Board Callable Bull/Bear Contracts

Code	Callable Bull/Bear Contracts	No. of issue (units)	Listing date	Expiry	Amount raised (HK\$ mil.)
61871	SGA Societe Generale Acceptance N.V. – CCB R Bull CBBC Aug09A	200,000,000	2009/02/06	2009/08/31	50.00
61872	SGA Societe Generale Acceptance N.V. – CLife R Bull CBBC Aug09A	100,000,000	2009/02/06	2009/08/31	29.00
61873	SGA Societe Generale Acceptance N.V. – CMB R Bull CBBC Aug 09B	100,000,000	2009/02/06	2009/08/31	34.00
61875	SGA Societe Generale Acceptance N.V. – A50 R Bull CBBC Aug09B	200,000,000	2009/02/06	2009/08/31	50.00
61874	SGA Societe Generale Acceptance N.V. – HSBC R Bull CBBC Oct09B	200,000,000	2009/02/06	2009/10/23	50.00
61876	SGA Societe Generale Acceptance N.V. – HSI R Bull CBBC Aug09W	300,000,000	2009/02/06	2009/08/28	75.00
61878	UBS AG – China Mobile R Bear CBBC Dec 2009 A	300,000,000	2009/02/06	2009/12/21	75.00
61881	UBS AG – China Mobile R Bear CBBC Dec 2009 B	300,000,000	2009/02/06	2009/12/21	81.00
61880	UBS AG – China Mobile R Bear CBBC Dec 2009 C	300,000,000	2009/02/06	2009/12/21	93.00
61879	UBS AG – China Mobile R Bear CBBC Dec 2009 D	300,000,000	2009/02/06	2009/12/21	105.00
61905	UBS AG – CM Bank R Bull CBBC Aug 2009 G	200,000,000	2009/02/06	2009/08/24	61.00
61882	UBS AG – CNOOC R Bear CBBC Dec 2009 A	200,000,000	2009/02/06	2009/12/21	61.00
61885	UBS AG – A50 China R Bear CBBC Dec 2009 A	300,000,000	2009/02/06	2009/12/21	132.00
61906	UBS AG – HKEx R Bull CBBC Sep 2009 B	300,000,000	2009/02/06	2009/09/28	75.00
61884	UBS AG – HSCEI R Bear CBBC Mar 2010 A	500,000,000	2009/02/06	2010/03/30	125.00
61877	UBS AG – HSCEI R Bear CBBC Mar 2010 B	500,000,000	2009/02/06	2010/03/30	207.50
61886	UBS AG – HSCEI R Bear CBBC Mar 2010 C	500,000,000	2009/02/06	2010/03/30	140.00
61887	UBS AG – HSCEI R Bear CBBC Mar 2010 D	500,000,000	2009/02/06	2010/03/30	245.00
61889	UBS AG – HSCEI R Bear CBBC Mar 2010 E	500,000,000	2009/02/06	2010/03/30	160.00
61890	UBS AG – HSCEI R Bear CBBC Mar 2010 F	500,000,000	2009/02/06	2010/03/30	280.00
61891	UBS AG – HSCEI R Bear CBBC Mar 2010 G	500,000,000	2009/02/06	2010/03/30	180.00
61892	UBS AG – HSCEI R Bear CBBC Mar 2010 H	500,000,000	2009/02/06	2010/03/30	315.00
61893	UBS AG – HSCEI R Bear CBBC Mar 2010 I	500,000,000	2009/02/06	2010/03/30	202.50
61894	UBS AG – HSCEI R Bear CBBC Mar 2010 J	500,000,000	2009/02/06	2010/03/30	355.00
61895	UBS AG – HSCEI R Bear CBBC Mar 2010 K	500,000,000	2009/02/06	2010/03/30	222.50
61896	UBS AG – HSCEI R Bear CBBC Mar 2010 L	500,000,000	2009/02/06	2010/03/30	390.00
61897	UBS AG – HSCEI R Bear CBBC Mar 2010 M	500,000,000	2009/02/06	2010/03/30	242.50
61883	UBS AG – HSI R Bear CBBC Mar 2010 A	500,000,000	2009/02/06	2010/03/30	265.00
61899	UBS AG – HSI R Bear CBBC Mar 2010 B	500,000,000	2009/02/06	2010/03/30	290.00
61888	UBS AG – HSI R Bear CBBC Mar 2010 C	500,000,000	2009/02/06	2010/03/30	167.50
61900	UBS AG – HSI R Bear CBBC Mar 2010 D	500,000,000	2009/02/06	2010/03/30	327.50
61901	UBS AG – HSI R Bear CBBC Mar 2010 E	500,000,000	2009/02/06	2010/03/30	535.00
61902	UBS AG – HSI R Bear CBBC Mar 2010 F	500,000,000	2009/02/06	2010/03/30	370.00
61898	UBS AG – HSI R Bear CBBC Mar 2010 G	500,000,000	2009/02/06	2010/03/30	200.00
61903	UBS AG – HSI R Bear CBBC Mar 2010 H	500,000,000	2009/02/06	2010/03/30	390.00
61904	UBS AG – HSI R Bear CBBC Mar 2010 I	500,000,000	2009/02/06	2010/03/30	600.00
61908	Deutsche Bank AG – HSI R Bear CBBC Oct 2009 X	300,000,000	2009/02/09	2009/10/29	75.00
61909	Deutsche Bank AG – HSI R Bear CBBC Oct 2009 Y	300,000,000	2009/02/09	2009/10/29	84.00
61907	HK Bank – HSI R Bull CBBC Jun 2009 E	1,000,000,000	2009/02/09	2009/06/29	250.00
61914	KBC Fin Products Int'l Ltd. – China Life R Bull CBBC Jul 09E	138,000,000	2009/02/09	2009/07/10	38.64
61915	KBC Fin Products Int'l Ltd. – A50 China R Bull CBBC Aug 09 A	208,000,000	2009/02/09	2009/08/03	52.00
61913	KBC Fin Products Int'l Ltd. – HSI R Bull CBBC Aug 2009 W	108,000,000	2009/02/09	2009/08/28	27.00
61916	KBC Fin Products Int'l Ltd. – HSI R Bear CBBC Aug 2009 X	158,000,000	2009/02/09	2009/08/28	39.50
61910	UBS AG – HSCEI R Bear CBBC Sep 2009 A	500,000,000	2009/02/09	2009/09/29	125.00
61911	UBS AG – HSI R Bull CBBC Oct 2009 A	500,000,000	2009/02/09	2009/10/29	125.00

Main Board Callable Bull/Bear Contracts

Code	Callable Bull/Bear Contracts	No. of issue (units)	Listing date	Expiry	Amount raised (HK\$ mil.)
61912	UBS AG – HSI R Bull CBBC Oct 2009 R	500,000,000	2009/02/09	2009/10/29	125.00
61923	BNP Paribas Arbit Issu B.V. – Ch Mob R Bull CBBC Nov 2009 B	200,000,000	2009/02/10	2009/11/30	50.00
61927	BNP Paribas Arbit Issu B.V. – Ch Mob R Bear CBBC Aug 2009 A	200,000,000	2009/02/10	2009/08/31	50.00
61921	BNP Paribas Arbit Issu B.V. – CC Bank R Bull CBBC Aug 2009 D	100,000,000	2009/02/10	2009/08/31	150.00
61926	BNP Paribas Arbit Issu B.V. – CC Bank R Bear CBBC Aug 2009 E	100,000,000	2009/02/10	2009/08/31	220.00
61922	BNP Paribas Arbit Issu B.V. – China Life R Bear CBBC Aug 09A	200,000,000	2009/02/10	2009/08/31	50.00
61924	BNP Paribas Arbit Issu B.V. – HKEx R Bull CBBC Aug 2009 A	200,000,000	2009/02/10	2009/08/14	50.00
61928	BNP Paribas Arbit Issu B.V. – HKEx R Bear CBBC Aug 2009 B	200,000,000	2009/02/10	2009/08/14	50.00
61925	BNP Paribas Arbit Issu B.V. – HSBC R Bull CBBC Sep 2009 D	200,000,000	2009/02/10	2009/09/30	50.00
61929	BNP Paribas Arbit Issu B.V. – HSBC R Bear CBBC Sep 2009 E	200,000,000	2009/02/10	2009/09/30	50.00
61917	BNP Paribas Arbit Issu B.V. – HSI R Bull CBBC Nov 2009 Q	400,000,000	2009/02/10	2009/11/27	100.00
61918	BNP Paribas Arbit Issu B.V. – HSI R Bull CBBC Dec 2009 Q	300,000,000	2009/02/10	2009/12/30	75.00
61919	BNP Paribas Arbit Issu B.V. – HSI R Bear CBBC Aug 2009 Y	500,000,000	2009/02/10	2009/08/28	125.00
61920	BNP Paribas Arbit Issu B.V. – HSI R Bear CBBC Aug 2009 Z	300,000,000	2009/02/10	2009/08/28	75.00
61938	Deutsche Bank AG – HSI R Bull CBBC Sep 2009 O	300,000,000	2009/02/10	2009/09/29	75.00
61937	KBC Fin Products Int'l Ltd. – HSI R Bear CBBC Aug 2009 Y	108,000,000	2009/02/10	2009/08/28	27.00
61930	SGA Societe Generale Acceptance N.V – CP&CC R Bull CBBC Oct09A	200,000,000	2009/02/10	2009/10/27	50.00
61931	UBS AG – BOCL R Bull CBBC Sep 2009 A	200,000,000	2009/02/10	2009/09/28	50.00
61936	UBS AG – BOCL R Bear CBBC Sep 2009 B	200,000,000	2009/02/10	2009/09/28	50.00
61932	UBS AG – CCCCL R Bull CBBC Oct 2009 A	200,000,000	2009/02/10	2009/10/19	50.00
61933	UBS AG – HSI R Bull CBBC Sep 2009 M	500,000,000	2009/02/10	2009/09/29	125.00
61934	UBS AG – HSI R Bull CBBC Sep 2009 R	500,000,000	2009/02/10	2009/09/29	125.00
61935	UBS AG – HSI R Bull CBBC Sep 2009 W	500,000,000	2009/02/10	2009/09/29	125.00
61941	Deutsche Bank AG – China Life R Bull CBBC Aug 2009 B	150,000,000	2009/02/11	2009/08/03	45.00
61943	Deutsche Bank AG – A50 China R Bull CBBC Aug 2009 A	150,000,000	2009/02/11	2009/08/03	37.50
61948	Deutsche Bank AG – HSI R Bear CBBC Sep 2009 P	300,000,000	2009/02/11	2009/09/29	75.00
61942	Deutsche Bank AG – ICBC R Bull CBBC Aug 2009 D	150,000,000	2009/02/11	2009/08/03	37.50
61947	KBC Fin Products Int'l Ltd. – BOCL R Bull CBBC Sep 2009 A	158,000,000	2009/02/11	2009/09/21	39.50
61945	KBC Fin Products Int'l Ltd. – HSCEI R Bull CBBC Jul 2009 A	268,000,000	2009/02/11	2009/07/30	67.00
61946	KBC Fin Products Int'l Ltd. – HSCEI R Bull CBBC Oct 2009 B	268,000,000	2009/02/11	2009/10/29	67.00
61950	KBC Fin Products Int'l Ltd. – HSCEI R Bear CBBC Jul 2009 B	268,000,000	2009/02/11	2009/07/30	67.00
61951	KBC Fin Products Int'l Ltd. – HSCEI R Bear CBBC Oct 2009 C	268,000,000	2009/02/11	2009/10/29	67.00
61944	KBC Fin Products Int'l Ltd. – HSI R Bull CBBC Sep 2009 O	158,000,000	2009/02/11	2009/09/29	39.50
61939	SGA Societe Generale Acceptance N.V – CK(H) R Bull CBBC Aug09A	200,000,000	2009/02/11	2009/08/31	50.00
61940	SGA Societe Generale Acceptance N.V – CRail R Bull CBBC Dec09A	200,000,000	2009/02/11	2009/12/30	50.00
61977	ABN AMRO Bank N.V. – China Mobile R Bull CBBC Aug 2009 A	80,000,000	2009/02/12	2009/08/12	20.08
61982	ABN AMRO Bank N.V. – China Mobile R Bear CBBC Aug 2009 B	80,000,000	2009/02/12	2009/08/12	20.08
61976	ABN AMRO Bank N.V. – CC Bank R Bull CBBC Aug 2009 A	80,000,000	2009/02/12	2009/08/12	20.00
61975	ABN AMRO Bank N.V. – A50 China R Bull CBBC Aug 2009 A	80,000,000	2009/02/12	2009/08/12	20.00
61980	ABN AMRO Bank N.V. – A50 China R Bear CBBC Aug 2009 B	80,000,000	2009/02/12	2009/08/12	20.08
61981	ABN AMRO Bank N.V. – A50 China R Bear CBBC Aug 2009 C	80,000,000	2009/02/12	2009/08/12	22.40
61978	ABN AMRO Bank N.V. – HSBC R Bull CBBC Jul 2009 F	80,000,000	2009/02/12	2009/07/10	20.08
61983	ABN AMRO Bank N.V. – HSBC R Bear CBBC Jul 2009 G	80,000,000	2009/02/12	2009/07/10	20.08
61979	ABN AMRO Bank N.V. – HSI R Bull CBBC Jun 2009 L	250,000,000	2009/02/12	2009/06/29	62.50
61984	ABN AMRO Bank N.V. – HSI R Bear CBBC Jul 2009 W	250,000,000	2009/02/12	2009/07/30	62.50

Main Board Callable Bull/Bear Contracts

Code	Callable Bull/Bear Contracts	No. of issue (units)	Listing date	Expiry	Amount raised (HK\$ mil.)
61970	BNP Paribas Arbit Issu B.V. – HSI R Bull CBBC Sep 2009 R	400,000,000	2009/02/12	2009/09/29	100.00
61973	Deutsche Bank AG – China Life R Bull CBBC Jul 2009 C	150,000,000	2009/02/12	2009/07/27	52.50
61974	Deutsche Bank AG – China Life R Bull CBBC Jul 2009 D	150,000,000	2009/02/12	2009/07/27	37.50
61969	Deutsche Bank AG – HSI R Bull CBBC Sep 2009 R	300,000,000	2009/02/12	2009/09/29	75.00
61985	KBC Fin Products Int'l Ltd. – HSI R Bear CBBC Jul 2009 O	128,000,000	2009/02/12	2009/07/30	38.40
61987	KBC Fin Products Int'l Ltd. – HSI R Bear CBBC Aug 2009 A	138,000,000	2009/02/12	2009/08/28	34.50
61986	KBC Fin Products Int'l Ltd. – HSI R Bear CBBC Aug 2009 Z	168,000,000	2009/02/12	2009/08/28	45.36
61988	KBC Fin Products Int'l Ltd. – HSI R Bear CBBC Sep 2009 P	308,000,000	2009/02/12	2009/09/29	77.00
61989	KBC Fin Products Int'l Ltd. – HSI R Bear CBBC Sep 2009 Q	278,000,000	2009/02/12	2009/09/29	69.50
61990	KBC Fin Products Int'l Ltd. – HSI R Bear CBBC Sep 2009 R	188,000,000	2009/02/12	2009/09/29	58.28
61991	KBC Fin Products Int'l Ltd. – HSI R Bear CBBC Sep 2009 S	188,000,000	2009/02/12	2009/09/29	67.68
61992	KBC Fin Products Int'l Ltd. – HSI R Bear CBBC Oct 2009 E	228,000,000	2009/02/12	2009/10/29	57.00
61993	KBC Fin Products Int'l Ltd. – HSI R Bear CBBC Oct 2009 F	308,000,000	2009/02/12	2009/10/29	77.00
61994	KBC Fin Products Int'l Ltd. – HSI R Bear CBBC Oct 2009 G	128,000,000	2009/02/12	2009/10/29	53.76
61949	SGA Societe Generale Acceptance N.V. – HSI R Bear CBBC Sep09A	300,000,000	2009/02/12	2009/09/29	75.00
61952	SGA Societe Generale Acceptance N.V. – HSI R Bear CBBC Sep09B	300,000,000	2009/02/12	2009/09/29	75.00
61953	SGA Societe Generale Acceptance N.V. – HSI R Bear CBBC Sep09C	300,000,000	2009/02/12	2009/09/29	75.00
61955	UBS AG – China Coal R Bull CBBC Nov 2009 A	200,000,000	2009/02/12	2009/11/16	50.00
61962	UBS AG – China Coal R Bear CBBC Nov 2009 B	200,000,000	2009/02/12	2009/11/16	50.00
61954	UBS AG – Cheung Kong R Bull CBBC Nov 2009 A	200,000,000	2009/02/12	2009/11/16	51.00
61960	UBS AG – Cheung Kong R Bear CBBC Nov 2009 B	200,000,000	2009/02/12	2009/11/16	50.00
61961	UBS AG – Cheung Kong R Bear CBBC Nov 2009 C	200,000,000	2009/02/12	2009/11/16	50.00
61971	UBS AG – China Life R Bull CBBC Oct 2009 A	300,000,000	2009/02/12	2009/10/27	97.50
61956	UBS AG – China Shenhua R Bull CBBC Oct 2009 A	200,000,000	2009/02/12	2009/10/27	71.00
61957	UBS AG – China Shenhua R Bull CBBC Oct 2009 B	200,000,000	2009/02/12	2009/10/27	50.00
61959	UBS AG – A50 China R Bull CBBC Nov 2009 A	300,000,000	2009/02/12	2009/11/23	75.00
61965	UBS AG – A50 China R Bear CBBC Nov 2009 B	300,000,000	2009/02/12	2009/11/23	75.00
61966	UBS AG – A50 China R Bear CBBC Nov 2009 C	300,000,000	2009/02/12	2009/11/23	75.00
61972	UBS AG – HSI R Bull CBBC Nov 2009 Q	500,000,000	2009/02/12	2009/11/27	125.00
61967	UBS AG – HSI R Bear CBBC Oct 2009 F	500,000,000	2009/02/12	2009/10/29	125.00
61968	UBS AG – HSI R Bear CBBC Oct 2009 H	500,000,000	2009/02/12	2009/10/29	125.00
61958	UBS AG – SHK Ppt R Bull CBBC Oct 2009 A	200,000,000	2009/02/12	2009/10/27	50.00
61963	UBS AG – SHK Ppt R Bear CBBC Oct 2009 B	200,000,000	2009/02/12	2009/10/27	50.00
61964	UBS AG – SHK Ppt R Bear CBBC Oct 2009 C	200,000,000	2009/02/12	2009/10/27	50.00
62027	ABN AMRO Bank N.V. – CC Bank R Bear CBBC Aug 2009 B	80,000,000	2009/02/13	2009/08/12	20.00
62025	ABN AMRO Bank N.V. – Ch Life R Bull CBBC Aug 2009 A	80,000,000	2009/02/13	2009/08/12	41.28
62028	ABN AMRO Bank N.V. – Ch Life R Bear CBBC Aug 2009 B	80,000,000	2009/02/13	2009/08/12	36.64
62026	ABN AMRO Bank N.V. – HSI R Bull CBBC Aug 2009 A	250,000,000	2009/02/13	2009/08/28	62.50
62023	Deutsche Bank AG – CC Bank R Bull CBBC Aug 2009 D	150,000,000	2009/02/13	2009/08/03	37.50
62005	Deutsche Bank AG – A50 China R Bull CBBC Aug 2009 B	150,000,000	2009/02/13	2009/08/03	37.50
62003	Deutsche Bank AG – HSI R Bull CBBC Sep 2009 G	300,000,000	2009/02/13	2009/09/29	84.00
62024	Deutsche Bank AG – HSI R Bull CBBC Sep 2009 N	300,000,000	2009/02/13	2009/09/29	75.00
62007	Deutsche Bank AG – HSI R Bear CBBC Sep 2009 F	300,000,000	2009/02/13	2009/09/29	99.00
62004	Deutsche Bank AG – HSI R Bear CBBC Nov 2009 A	300,000,000	2009/02/13	2009/11/27	75.00
61995	HK Bank – HSI R Bull CBBC Jun 2009 F	1,000,000,000	2009/02/13	2009/06/29	250.00

Main Board Callable Bull/Bear Contracts

Code	Callable Bull/Bear Contracts	No. of issue (units)	Listing date	Expiry	Amount raised (HK\$ mil.)
62014	KBC Fin Products Int'l Ltd. – China Life R Bull CBBC Aug 09C	188,000,000	2009/02/13	2009/08/03	92.12
62015	KBC Fin Products Int'l Ltd. – China Life R Bull CBBC Aug 09D	188,000,000	2009/02/13	2009/08/10	75.20
62009	KBC Fin Products Int'l Ltd. – HSI R Bull CBBC Jul 2009 P	228,000,000	2009/02/13	2009/07/30	57.00
62010	KBC Fin Products Int'l Ltd. – HSI R Bull CBBC Aug 2009 N	308,000,000	2009/02/13	2009/08/28	77.00
62011	KBC Fin Products Int'l Ltd. – HSI R Bull CBBC Aug 2009 O	188,000,000	2009/02/13	2009/08/28	47.00
62008	KBC Fin Products Int'l Ltd. – HSI R Bull CBBC Sep 2009 T	188,000,000	2009/02/13	2009/09/29	47.00
62012	KBC Fin Products Int'l Ltd. – HSI R Bull CBBC Sep 2009 U	228,000,000	2009/02/13	2009/09/29	57.00
62013	KBC Fin Products Int'l Ltd. – HSI R Bull CBBC Sep 2009 V	158,000,000	2009/02/13	2009/09/29	39.50
62006	KBC Fin Products Int'l Ltd. – HSI R Bear CBBC Aug 2009 P	228,000,000	2009/02/13	2009/08/28	57.00
62016	KBC Fin Products Int'l Ltd. – SHK Ppt R Bear CBBC Sep 2009 B	188,000,000	2009/02/13	2009/09/18	47.00
61996	SGA Societe Generale Acceptance N.V. – BOCL R Bear CBBC Oct09A	100,000,000	2009/02/13	2009/10/30	99.00
61998	SGA Societe Generale Acceptance N.V. – COVS R Bull CBBC Oct09A	100,000,000	2009/02/13	2009/10/19	25.00
61997	SGA Societe Generale Acceptance N.V. – CCCCL R Bull CBBC Sep09A	100,000,000	2009/02/13	2009/09/28	25.00
62002	SGA Societe Generale Acceptance N.V. – CLife R Bull CBBC Aug09B	100,000,000	2009/02/13	2009/08/31	37.00
62021	UBS AG – China Mobile R Bull CBBC Oct 2009 A	300,000,000	2009/02/13	2009/10/27	75.00
62000	UBS AG – CCCCL R Bull CBBC Oct 2009 B	200,000,000	2009/02/13	2009/10/19	50.00
62020	UBS AG – China Life R Bull CBBC Oct 2009 B	300,000,000	2009/02/13	2009/10/27	81.00
62019	UBS AG – HKEx R Bear CBBC Sep 2009 C	300,000,000	2009/02/13	2009/09/28	93.00
62001	UBS AG – HSCEI R Bear CBBC Sep 2009 B	500,000,000	2009/02/13	2009/09/29	125.00
62017	UBS AG – HSI R Bull CBBC Nov 2009 S	500,000,000	2009/02/13	2009/11/27	125.00
62018	UBS AG – HSI R Bull CBBC Nov 2009 T	500,000,000	2009/02/13	2009/11/27	125.00
61999	UBS AG – HSI R Bear CBBC Nov 2009 R	500,000,000	2009/02/13	2009/11/27	125.00
62060	ABN AMRO Bank N.V. – HSI R Bull CBBC Jul 2009 X	250,000,000	2009/02/16	2009/07/30	62.50
62061	ABN AMRO Bank N.V. – HSI R Bull CBBC Jul 2009 Y	250,000,000	2009/02/16	2009/07/30	62.75
62066	ABN AMRO Bank N.V. – HSI R Bear CBBC Jul 2009 E	250,000,000	2009/02/16	2009/07/30	62.50
62065	ABN AMRO Bank N.V. – HSI R Bear CBBC Jul 2009 Z	250,000,000	2009/02/16	2009/07/30	62.50
62062	Deutsche Bank AG – HSI R Bull CBBC Nov 2009 B	300,000,000	2009/02/16	2009/11/27	75.00
62063	Deutsche Bank AG – ICBC R Bull CBBC Aug 2009 E	150,000,000	2009/02/16	2009/08/03	37.50
62064	Deutsche Bank AG – Petrochina R Bull CBBC Jul 2009 F	150,000,000	2009/02/16	2009/07/27	37.50
62022	HK Bank – A50 R Bull CBBC Jun 2009 E	300,000,000	2009/02/16	2009/06/18	75.00
62057	KBC Fin Products Int'l Ltd. – Ch Mobile R Bull CBBC Oct 09 A	258,000,000	2009/02/16	2009/10/05	79.98
62056	KBC Fin Products Int'l Ltd. – China Life R Bull CBBC Jul 09F	168,000,000	2009/02/16	2009/07/06	90.72
62058	KBC Fin Products Int'l Ltd. – HKEx R Bull CBBC Sep 2009 A	258,000,000	2009/02/16	2009/09/10	64.50
62039	KBC Fin Products Int'l Ltd. – HSI R Bull CBBC Sep 2009 W	268,000,000	2009/02/16	2009/09/29	67.00
62040	KBC Fin Products Int'l Ltd. – HSI R Bull CBBC Oct 2009 H	368,000,000	2009/02/16	2009/10/29	92.00
62041	KBC Fin Products Int'l Ltd. – HSI R Bull CBBC Oct 2009 I	368,000,000	2009/02/16	2009/10/29	92.00
62049	KBC Fin Products Int'l Ltd. – HSI R Bear CBBC Jun 2009 Q	228,000,000	2009/02/16	2009/06/29	66.12
62050	KBC Fin Products Int'l Ltd. – HSI R Bear CBBC Jul 2009 Q	268,000,000	2009/02/16	2009/07/30	67.00
62051	KBC Fin Products Int'l Ltd. – HSI R Bear CBBC Aug 2009 R	268,000,000	2009/02/16	2009/08/28	67.00
62052	KBC Fin Products Int'l Ltd. – HSI R Bear CBBC Aug 2009 S	378,000,000	2009/02/16	2009/08/28	94.50
62053	KBC Fin Products Int'l Ltd. – HSI R Bear CBBC Sep 2009 X	308,000,000	2009/02/16	2009/09/29	77.00
62054	KBC Fin Products Int'l Ltd. – HSI R Bear CBBC Sep 2009 Y	228,000,000	2009/02/16	2009/09/29	68.40
62055	KBC Fin Products Int'l Ltd. – HSI R Bear CBBC Sep 2009 Z	268,000,000	2009/02/16	2009/09/29	72.36
62059	KBC Fin Products Int'l Ltd. – SHK Ppt R Bull CBBC Sep 2009 C	148,000,000	2009/02/16	2009/09/07	39.96
62030	SGA Societe Generale Acceptance N.V. – CMob R Bull CBBC Sep09E	300,000,000	2009/02/16	2009/09/29	75.00

Main Board Callable Bull/Bear Contracts

Code	Callable Bull/Bear Contracts	No. of issue (units)	Listing date	Expiry	Amount raised (HK\$ mil.)
62031	SGA Societe Generale Acceptance N.V – CNOOC R Bull CBBC Aug09A	200,000,000	2009/02/16	2009/08/31	50.00
62032	SGA Societe Generale Acceptance N.V. – A50 R Bull CBBC Aug09C	200,000,000	2009/02/16	2009/08/31	50.00
62029	SGA Societe Generale Acceptance N.V – PetCh R Bull CBBC Oct09F	300,000,000	2009/02/16	2009/10/05	75.00
62033	SGA Societe Generale Acceptance N.V – PetCh R Bear CBBC Oct09G	300,000,000	2009/02/16	2009/10/05	75.00
62042	UBS AG – BankComm R Bull CBBC Oct 2009 A	200,000,000	2009/02/16	2009/10/27	50.00
62043	UBS AG – CC Bank R Bull CBBC Oct 2009 A	200,000,000	2009/02/16	2009/10/27	50.00
62044	UBS AG – CNOOC R Bull CBBC Oct 2009 A	200,000,000	2009/02/16	2009/10/27	50.00
62048	UBS AG – A50 China R Bull CBBC Nov 2009 D	300,000,000	2009/02/16	2009/11/23	75.00
62034	UBS AG – HSCEI R Bull CBBC Sep 2009 C	500,000,000	2009/02/16	2009/09/29	125.00
62035	UBS AG – HSCEI R Bull CBBC Sep 2009 D	500,000,000	2009/02/16	2009/09/29	125.00
62036	UBS AG – HSCEI R Bull CBBC Sep 2009 E	500,000,000	2009/02/16	2009/09/29	125.00
62037	UBS AG – HSI R Bear CBBC Oct 2009 J	500,000,000	2009/02/16	2009/10/29	125.00
62038	UBS AG – HSI R Bear CBBC Oct 2009 K	500,000,000	2009/02/16	2009/10/29	125.00
62045	UBS AG – ICBC R Bull CBBC Oct 2009 A	200,000,000	2009/02/16	2009/10/27	50.00
62046	UBS AG – Petrochina R Bull CBBC Oct 2009 B	300,000,000	2009/02/16	2009/10/27	75.00
62047	UBS AG – Ping An R Bull CBBC Oct 2009 B	200,000,000	2009/02/16	2009/10/27	50.00
62080	Deutsche Bank AG – CNOOC R Bull CBBC Jul 2009 L	150,000,000	2009/02/17	2009/07/13	37.50
62067	HK Bank – HSI R Bear CBBC Aug 2009 H	1,000,000,000	2009/02/17	2009/08/28	250.00
62068	HK Bank – HSI R Bear CBBC Aug 2009 I	1,000,000,000	2009/02/17	2009/08/28	250.00
62069	HK Bank – HSI R Bear CBBC Aug 2009 J	1,000,000,000	2009/02/17	2009/08/28	250.00
62075	KBC Fin Products Int'l Ltd. – HSI R Bull CBBC Sep 2009 M	308,000,000	2009/02/17	2009/09/29	77.00
62076	KBC Fin Products Int'l Ltd. – HSI R Bull CBBC Oct 2009 J	278,000,000	2009/02/17	2009/10/29	69.50
62074	SGA Societe Generale Acceptance N.V. – A50 R Bull CBBC Aug09D	200,000,000	2009/02/17	2009/08/31	50.00
62078	SGA Societe Generale Acceptance N.V. – A50 R Bear CBBC Aug09E	200,000,000	2009/02/17	2009/08/31	94.00
62070	SGA Societe Generale Acceptance N.V. – HSI R Bull CBBC Jul09A	300,000,000	2009/02/17	2009/07/30	79.50
62071	SGA Societe Generale Acceptance N.V. – HSI R Bull CBBC Jul09F	300,000,000	2009/02/17	2009/07/30	75.00
62072	SGA Societe Generale Acceptance N.V. – HSI R Bull CBBC Sep09D	300,000,000	2009/02/17	2009/09/29	75.00
62073	SGA Societe Generale Acceptance N.V. – HSI R Bull CBBC Sep09E	300,000,000	2009/02/17	2009/09/29	75.00
62079	UBS AG – HSI R Bull CBBC Oct 2009 B	500,000,000	2009/02/17	2009/10/29	125.00
62077	UBS AG – HSI R Bear CBBC Sep 2009 X	500,000,000	2009/02/17	2009/09/29	125.00
62084	Deutsche Bank AG – HSI R Bull CBBC Nov 2009 C	300,000,000	2009/02/18	2009/11/27	84.00
62088	Deutsche Bank AG – HSI R Bear CBBC Nov 2009 D	300,000,000	2009/02/18	2009/11/27	75.00
62082	KBC Fin Products Int'l Ltd. – Ch Mobile R Bear CBBC Jul 09 E	258,000,000	2009/02/18	2009/07/20	64.50
62081	KBC Fin Products Int'l Ltd. – Ch Life R Bear CBBC Sep 2009 D	168,000,000	2009/02/18	2009/09/09	65.52
62083	KBC Fin Products Int'l Ltd. – A50 China R Bull CBBC Sep 09 A	208,000,000	2009/02/18	2009/09/01	52.00
62087	BNP Paribas Arbit Issu B.V. – HSI R Bull CBBC Oct 2009 I	300,000,000	2009/02/19	2009/10/29	75.00
62091	BNP Paribas Arbit Issu B.V. – HSI R Bear CBBC Oct 2009 J	300,000,000	2009/02/19	2009/10/29	75.00
62089	BNP Paribas Arbit Issu B.V. – HSI R Bear CBBC Nov 2009 R	300,000,000	2009/02/19	2009/11/27	75.00
62097	Deutsche Bank AG – HSI R Bear CBBC Nov 2009 E	300,000,000	2009/02/19	2009/11/27	75.00
62090	KBC Fin Products Int'l Ltd. – Ch Life R Bear CBBC Sep 2009 E	168,000,000	2009/02/19	2009/09/01	52.08
62096	KBC Fin Products Int'l Ltd. – HSI R Bull CBBC Oct 2009 L	228,000,000	2009/02/19	2009/10/29	57.00
62092	KBC Fin Products Int'l Ltd. – HSI R Bear CBBC Aug 2009 T	168,000,000	2009/02/19	2009/08/28	42.00
62093	KBC Fin Products Int'l Ltd. – HSI R Bear CBBC Sep 2009 N	228,000,000	2009/02/19	2009/09/29	57.00
62094	KBC Fin Products Int'l Ltd. – HSI R Bear CBBC Oct 2009 K	308,000,000	2009/02/19	2009/10/29	77.00
62086	UBS AG – HSI R Bull CBBC Oct 2009 Z	500,000,000	2009/02/19	2009/10/29	125.00

Main Board Callable Bull/Bear Contracts

Code	Callable Bull/Bear Contracts	No. of issue (units)	Listing date	Expiry	Amount raised (HK\$ mil.)
62085	UBS AG – HSI R Bear CBBC Aug 2009 F	500,000,000	2009/02/19	2009/08/28	125.00
62095	UBS AG – HSI R Bear CBBC Aug 2009 G	500,000,000	2009/02/19	2009/08/28	125.00
62112	ABN AMRO Bank N.V. – A50 China R Bull CBBC Jul 2009 B	80,000,000	2009/02/20	2009/07/10	20.00
62101	BNP Paribas Arbit Issu B.V. – HSI R Bull CBBC Dec 2009 R	300,000,000	2009/02/20	2009/12/30	75.00
62104	BNP Paribas Arbit Issu B.V. – HSI R Bull CBBC Jan 2010 B	300,000,000	2009/02/20	2010/01/28	75.00
62105	BNP Paribas Arbit Issu B.V. – HSI R Bear CBBC Aug 2009 F	300,000,000	2009/02/20	2009/08/28	75.00
62111	Deutsche Bank AG – A50 China R Bull CBBC Jul 2009 E	150,000,000	2009/02/20	2009/07/20	37.50
62110	Deutsche Bank AG – HSI R Bull CBBC Nov 2009 F	300,000,000	2009/02/20	2009/11/27	75.00
62098	HK Bank – A50 R Bull CBBC Aug 2009 A	300,000,000	2009/02/20	2009/08/12	75.00
62102	HK Bank – A50 R Bear CBBC Aug 2009 B	300,000,000	2009/02/20	2009/08/12	75.00
62103	HK Bank – A50 R Bear CBBC Aug 2009 C	300,000,000	2009/02/20	2009/08/12	75.00
62106	KBC Fin Products Int'l Ltd. – HSCEI R Bull CBBC Aug 2009 C	108,000,000	2009/02/20	2009/08/28	27.00
62107	KBC Fin Products Int'l Ltd. – HSCEI R Bear CBBC Sep 2009 B	128,000,000	2009/02/20	2009/09/29	32.00
62108	KBC Fin Products Int'l Ltd. – HSCEI R Bear CBBC Sep 2009 C	158,000,000	2009/02/20	2009/09/29	39.50
62109	KBC Fin Products Int'l Ltd. – HSI R Bear CBBC Aug 2009 U	188,000,000	2009/02/20	2009/08/28	47.00
62099	SGA Societe Generale Acceptance N.V. – CMob R Bear CBBC Sep09F	300,000,000	2009/02/20	2009/09/29	75.00
62100	SGA Societe Generale Acceptance N.V. – HKEx R Bear CBBC Sep09I	300,000,000	2009/02/20	2009/09/29	75.00
62130	ABN AMRO Bank N.V. – A50 China R Bull CBBC Jul 2009 C	80,000,000	2009/02/23	2009/07/10	20.00
62115	BNP Paribas Arbit Issu B.V. – Ch Mob R Bull CBBC Dec 2009 B	200,000,000	2009/02/23	2009/12/30	50.00
62119	BNP Paribas Arbit Issu B.V. – Ch Mob R Bear CBBC Dec 2009 C	200,000,000	2009/02/23	2009/12/30	50.00
62116	BNP Paribas Arbit Issu B.V. – A50 Ch R Bull CBBC Nov 2009 A	100,000,000	2009/02/23	2009/11/27	25.00
62120	BNP Paribas Arbit Issu B.V. – A50 R Bear CBBC Nov 2009 B	100,000,000	2009/02/23	2009/11/27	30.00
62129	Deutsche Bank AG – A50 China R Bull CBBC Jul 2009 F	150,000,000	2009/02/23	2009/07/20	37.50
62124	KBC Fin Products Int'l Ltd. – A50 China R Bull CBBC Aug 09 B	208,000,000	2009/02/23	2009/08/10	52.00
62117	KBC Fin Products Int'l Ltd. – HSI R Bull CBBC Aug 2009 V	180,000,000	2009/02/23	2009/08/28	45.00
62118	KBC Fin Products Int'l Ltd. – HSI R Bull CBBC Nov 2009 D	308,000,000	2009/02/23	2009/11/27	77.00
62121	KBC Fin Products Int'l Ltd. – HSI R Bull CBBC Nov 2009 E	278,000,000	2009/02/23	2009/11/27	69.50
62122	KBC Fin Products Int'l Ltd. – HSI R Bull CBBC Nov 2009 F	308,000,000	2009/02/23	2009/11/27	77.00
62123	KBC Fin Products Int'l Ltd. – HSI R Bear CBBC Aug 2009 X	278,000,000	2009/02/23	2009/08/28	69.50
62113	SGA Societe Generale Acceptance N.V. – A50 R Bull CBBC Aug09F	200,000,000	2009/02/23	2009/08/31	50.00
62125	UBS AG – China Railway R Bear CBBC Aug 2009 C	200,000,000	2009/02/23	2009/08/24	50.00
62128	UBS AG – A50 China R Bull CBBC Nov 2009 E	300,000,000	2009/02/23	2009/11/23	75.00
62114	UBS AG – HSCEI R Bull CBBC Aug 2009 J	500,000,000	2009/02/23	2009/08/28	125.00
62126	UBS AG – HSCEI R Bear CBBC Aug 2009 K	500,000,000	2009/02/23	2009/08/28	125.00
62127	UBS AG – HSI R Bear CBBC Oct 2009 F	500,000,000	2009/02/23	2009/10/29	125.00
62146	ABN AMRO Bank N.V. – Ch Life R Bear CBBC Jul 2009 A	80,000,000	2009/02/24	2009/07/22	27.76
62145	ABN AMRO Bank N.V. – HSI R Bear CBBC Aug 2009 B	250,000,000	2009/02/24	2009/08/28	62.50
62136	Deutsche Bank AG – A50 China R Bear CBBC Jul 2009 G	150,000,000	2009/02/24	2009/07/20	42.00
62137	Deutsche Bank AG – A50 China R Bear CBBC Jul 2009 H	150,000,000	2009/02/24	2009/07/20	49.50
62147	Deutsche Bank AG – HSI R Bear CBBC Nov 2009 G	300,000,000	2009/02/24	2009/11/27	75.00
62148	Deutsche Bank AG – HSI R Bear CBBC Nov 2009 H	300,000,000	2009/02/24	2009/11/27	84.00
62134	KBC Fin Products Int'l Ltd. – HSI R Bull CBBC Aug 2009 Y	188,000,000	2009/02/24	2009/08/28	47.00
62135	KBC Fin Products Int'l Ltd. – HSI R Bull CBBC Oct 2009 M	278,000,000	2009/02/24	2009/10/29	69.50
62144	KBC Fin Products Int'l Ltd. – HSI R Bear CBBC Aug 2009 Z	188,000,000	2009/02/24	2009/08/28	47.00
62131	SGA Societe Generale Acceptance N.V. – CLife R Bull CBBC Oct09D	100,000,000	2009/02/24	2009/10/27	31.00

Main Board Callable Bull/Bear Contracts

Code	Callable Bull/Bear Contracts	No. of issue (units)	Listing date	Expiry	Amount raised (HK\$ mil.)
62132	SGA Societe Generale Acceptance N.V. – HSBC R Bear CBBC Aug09G	200,000,000	2009/02/24	2009/08/24	50.00
62140	UBS AG – China Mobile R Bear CBBC Oct 2009 B	300,000,000	2009/02/24	2009/10/27	75.00
62138	UBS AG – China Life R Bear CBBC Oct 2009 C	300,000,000	2009/02/24	2009/10/19	84.00
62139	UBS AG – CM Bank R Bear CBBC Sep 2009 A	200,000,000	2009/02/24	2009/09/28	71.00
62141	UBS AG – CNOOC R Bear CBBC Oct 2009 B	200,000,000	2009/02/24	2009/10/19	50.00
62142	UBS AG – HKEx R Bear CBBC Sep 2009 D	300,000,000	2009/02/24	2009/09/28	75.00
62133	UBS AG – HSI R Bull CBBC Oct 2009 H	500,000,000	2009/02/24	2009/10/29	125.00
62143	UBS AG – Petrochina R Bear CBBC Oct 2009 C	300,000,000	2009/02/24	2009/10/19	75.00
62162	Deutsche Bank AG – China Mobile R Bear CBBC Jul 2009 R	150,000,000	2009/02/25	2009/07/27	37.50
62161	Deutsche Bank AG – China Life R Bear CBBC Aug 2009 F	150,000,000	2009/02/25	2009/08/03	39.00
62166	Deutsche Bank AG – A50 China R Bear CBBC Aug 2009 C	150,000,000	2009/02/25	2009/08/03	37.50
62164	Deutsche Bank AG – HKEx R Bear CBBC Jul 2009 R	150,000,000	2009/02/25	2009/07/27	37.50
62165	Deutsche Bank AG – HSBC R Bear CBBC Aug 2009 E	150,000,000	2009/02/25	2009/08/03	40.50
62179	Deutsche Bank AG – HSI R Bull CBBC Nov 2009 J	300,000,000	2009/02/25	2009/11/27	75.00
62163	Deutsche Bank AG – HSI R Bear CBBC Nov 2009 I	300,000,000	2009/02/25	2009/11/27	75.00
62149	HK Bank – HSI R Bull CBBC Oct 2009 A	600,000,000	2009/02/25	2009/10/29	150.00
62150	HK Bank – HSI R Bear CBBC Aug 2009 K	600,000,000	2009/02/25	2009/08/28	150.00
62151	HK Bank – HSI R Bear CBBC Aug 2009 L	600,000,000	2009/02/25	2009/08/28	150.00
62155	Macquarie Bank Ltd. – HSI R Bull CBBC Sep 2009 A	150,000,000	2009/02/25	2009/09/29	37.50
62160	Macquarie Bank Ltd. – HSI R Bear CBBC Sep 2009 B	150,000,000	2009/02/25	2009/09/29	37.50
62167	UBS AG – BankComm R Bear CBBC Oct 2009 B	200,000,000	2009/02/25	2009/10/27	50.00
62168	UBS AG – Cheung Kong R Bull CBBC Nov 2009 D	200,000,000	2009/02/25	2009/11/16	50.00
62175	UBS AG – Cheung Kong R Bear CBBC Nov 2009 E	200,000,000	2009/02/25	2009/11/16	50.00
62169	UBS AG – China Life R Bear CBBC Oct 2009 D	300,000,000	2009/02/25	2009/10/19	75.00
62170	UBS AG – CM Bank R Bear CBBC Sep 2009 B	200,000,000	2009/02/25	2009/09/28	59.00
62171	UBS AG – Sinopec Corp R Bear CBBC Oct 2009 A	200,000,000	2009/02/25	2009/10/27	50.00
62176	UBS AG – A50 China R Bear CBBC Nov 2009 F	300,000,000	2009/02/25	2009/11/23	75.00
62177	UBS AG – A50 China R Bear CBBC Nov 2009 G	300,000,000	2009/02/25	2009/11/23	75.00
62172	UBS AG – HS Bank R Bear CBBC Sep 2009 A	200,000,000	2009/02/25	2009/09/28	50.00
62173	UBS AG – HSBC R Bear CBBC Sep 2009 D	300,000,000	2009/02/25	2009/09/28	75.00
62174	UBS AG – HSBC R Bear CBBC Sep 2009 E	300,000,000	2009/02/25	2009/09/28	75.00
62154	UBS AG – HSCEI R Bear CBBC Aug 2009 L	300,000,000	2009/02/25	2009/08/28	75.00
62152	UBS AG – HSI R Bull CBBC Oct 2009 B	500,000,000	2009/02/25	2009/10/29	125.00
62153	UBS AG – HSI R Bull CBBC Nov 2009 U	500,000,000	2009/02/25	2009/11/27	125.00
62178	UBS AG – HSI R Bear CBBC Oct 2009 A	500,000,000	2009/02/25	2009/10/29	125.00
62156	UBS AG – HSI R Bear CBBC Oct 2009 L	500,000,000	2009/02/25	2009/10/29	125.00
62157	UBS AG – HSI R Bear CBBC Nov 2009 V	500,000,000	2009/02/25	2009/11/27	125.00
62158	UBS AG – HSI R Bear CBBC Nov 2009 W	500,000,000	2009/02/25	2009/11/27	125.00
62159	UBS AG – HSI R Bear CBBC Nov 2009 X	500,000,000	2009/02/25	2009/11/27	125.00
60606#	UBS AG – HSI R Bull CBBC Jul 2009 D	1,000,000,000	2009/02/25	2009/07/30	107.00
62202	ABN AMRO Bank N.V. – A50 China R Bear CBBC Jul 2009 D	100,000,000	2009/02/26	2009/07/10	25.00
62203	ABN AMRO Bank N.V. – HSI R Bear CBBC Aug 2009 C	250,000,000	2009/02/26	2009/08/28	62.50
62200	Barclays Bank plc – HSI Bull CBBC Jul 2009 A	500,000,000	2009/02/26	2009/07/30	79.50
62180	SGA Societe Generale Acceptance N.V. – CCB R Bear CBBC Oct09A	200,000,000	2009/02/26	2009/10/12	50.00
62201	UBS AG – China Life R Bull CBBC Oct 2009 E	300,000,000	2009/02/26	2009/10/19	75.00

Main Board Callable Bull/Bear Contracts

Code	Callable Bull/Bear Contracts	No. of issue (units)	Listing date	Expiry	Amount raised (HK\$ mil.)
62181	UBS AG – HSCEI R Bull CBBC Mar 2010 N	300,000,000	2009/02/26	2010/03/30	168.00
62182	UBS AG – HSCEI R Bull CBBC Mar 2010 O	300,000,000	2009/02/26	2010/03/30	93.00
62183	UBS AG – HSCEI R Bull CBBC Mar 2010 P	300,000,000	2009/02/26	2010/03/30	147.00
62184	UBS AG – HSCEI R Bull CBBC Mar 2010 Q	300,000,000	2009/02/26	2010/03/30	75.00
62185	UBS AG – HSI R Bear CBBC Mar 2010 J	500,000,000	2009/02/26	2010/03/30	230.00
62186	UBS AG – HSI R Bear CBBC Mar 2010 K	500,000,000	2009/02/26	2010/03/30	360.00
62187	UBS AG – HSI R Bear CBBC Mar 2010 L	500,000,000	2009/02/26	2010/03/30	250.00
62188	UBS AG – HSI R Bear CBBC Mar 2010 M	500,000,000	2009/02/26	2010/03/30	390.00
62189	UBS AG – HSI R Bear CBBC Mar 2010 N	500,000,000	2009/02/26	2010/03/30	182.50
62190	UBS AG – HSI R Bear CBBC Mar 2010 O	500,000,000	2009/02/26	2010/03/30	420.00
62191	UBS AG – HSI R Bear CBBC Mar 2010 P	500,000,000	2009/02/26	2010/03/30	150.00
62192	UBS AG – HSI R Bear CBBC Mar 2010 Q	500,000,000	2009/02/26	2010/03/30	195.00
62193	UBS AG – HSI R Bear CBBC Mar 2010 R	500,000,000	2009/02/26	2010/03/30	160.00
62194	UBS AG – HSI R Bear CBBC Mar 2010 S	500,000,000	2009/02/26	2010/03/30	210.00
62195	UBS AG – HSI R Bear CBBC Mar 2010 T	500,000,000	2009/02/26	2010/03/30	485.00
62196	UBS AG – HSI R Bear CBBC Mar 2010 U	500,000,000	2009/02/26	2010/03/30	192.50
62197	UBS AG – HSI R Bear CBBC Mar 2010 V	500,000,000	2009/02/26	2010/03/30	575.00
62198	UBS AG – HSI R Bear CBBC Mar 2010 W	500,000,000	2009/02/26	2010/03/30	265.00
62199	UBS AG – HSI R Bear CBBC Mar 2010 X	500,000,000	2009/02/26	2010/03/30	215.00
62213	ABN AMRO Bank N.V. – Ch Life R Bull CBBC Jul 2009 B	80,000,000	2009/02/27	2009/07/10	34.96
62212	ABN AMRO Bank N.V. – DJIA R Bull CBBC Sep 2009 A	80,000,000	2009/02/27	2009/09/18	59.04
62216	ABN AMRO Bank N.V. – DJIA R Bear CBBC Sep 2009 B	80,000,000	2009/02/27	2009/09/18	25.52
62214	ABN AMRO Bank N.V. – HSI R Bear CBBC Aug 2009 D	250,000,000	2009/02/27	2009/08/28	62.50
62215	ABN AMRO Bank N.V. – Nikkei 225 R Bear CBBC Sep 2009 A	80,000,000	2009/02/27	2009/09/11	20.00
62211	Deutsche Bank AG – HSBC R Bull CBBC Aug 2009 F	150,000,000	2009/02/27	2009/08/03	37.50
62205	Deutsche Bank AG – HSI R Bear CBBC Nov 2009 K	300,000,000	2009/02/27	2009/11/27	75.00
62208	KBC Fin Products Int'l Ltd. – Ch Mobile R Bear CBBC Sep 09 A	258,000,000	2009/02/27	2009/09/01	64.50
62209	KBC Fin Products Int'l Ltd. – HSBC R Bear CBBC Sep 2009 E	138,000,000	2009/02/27	2009/09/09	34.50
62204	KBC Fin Products Int'l Ltd. – HSI R Bear CBBC Aug 2009 W	158,000,000	2009/02/27	2009/08/28	39.50
62206	CC Rabobank B.A. – HSI R Bull CBBC Sep 2009 A	108,000,000	2009/02/27	2009/09/29	27.00
62207	CC Rabobank B.A. – HSI R Bull CBBC Oct 2009 A	108,000,000	2009/02/27	2009/10/29	37.80
62210	CC Rabobank B.A. – HSI R Bear CBBC Sep 2009 B	108,000,000	2009/02/27	2009/09/29	35.64
62234	BNP Paribas Arbit Issu B.V. – CC Bank R Bear CBBC Oct 2009 A	100,000,000	2009/03/02	2009/10/30	25.00
62238	BNP Paribas Arbit Issu B.V. – A50 Ch R Bull CBBC Oct 2009 C	100,000,000	2009/03/02	2009/10/19	29.00
62242	BNP Paribas Arbit Issu B.V. – A50 R Bear CBBC Oct 2009 D	100,000,000	2009/03/02	2009/10/19	25.00
62235	BNP Paribas Arbit Issu B.V. – HKEx R Bull CBBC Oct 2009 C	100,000,000	2009/03/02	2009/10/30	25.00
62239	BNP Paribas Arbit Issu B.V. – HKEx R Bear CBBC Oct 2009 D	100,000,000	2009/03/02	2009/10/30	28.00
62236	BNP Paribas Arbit Issu B.V. – HSBC R Bull CBBC Sep 2009 F	200,000,000	2009/03/02	2009/09/30	50.00
62237	BNP Paribas Arbit Issu B.V. – HSBC R Bull CBBC Sep 2009 G	200,000,000	2009/03/02	2009/09/30	50.00
62240	BNP Paribas Arbit Issu B.V. – HSBC R Bear CBBC Sep 2009 H	200,000,000	2009/03/02	2009/09/30	50.00
62241	BNP Paribas Arbit Issu B.V. – HSBC R Bear CBBC Sep 2009 I	200,000,000	2009/03/02	2009/09/30	50.00
62224	BNP Paribas Arbit Issu B.V. – HSI R Bull CBBC Jan 2010 C	300,000,000	2009/03/02	2010/01/28	75.00
62225	BNP Paribas Arbit Issu B.V. – HSI R Bull CBBC Jan 2010 D	300,000,000	2009/03/02	2010/01/28	75.00
62227	BNP Paribas Arbit Issu B.V. – HSI R Bull CBBC Feb 2010 A	400,000,000	2009/03/02	2010/02/25	116.00
62228	BNP Paribas Arbit Issu B.V. – HSI R Bull CBBC Feb 2010 B	300,000,000	2009/03/02	2010/02/25	96.00

Main Board Callable Bull/Bear Contracts

Code	Callable Bull/Bear Contracts	No. of issue (units)	Listing date	Expiry	Amount raised (HK\$ mil.)
62229	BNP Paribas Arbit Issu B.V. – HSI R Bull CBBC Mar 2010 A	300,000,000	2009/03/02	2010/03/30	96.00
62230	BNP Paribas Arbit Issu B.V. – HSI R Bear CBBC Sep 2009 S	300,000,000	2009/03/02	2009/09/29	75.00
62231	BNP Paribas Arbit Issu B.V. – HSI R Bear CBBC Sep 2009 T	400,000,000	2009/03/02	2009/09/29	100.00
62232	BNP Paribas Arbit Issu B.V. – HSI R Bear CBBC Sep 2009 U	300,000,000	2009/03/02	2009/09/29	75.00
62233	BNP Paribas Arbit Issu B.V. – HSI R Bear CBBC Oct 2009 K	400,000,000	2009/03/02	2009/10/29	100.00
62257	Deutsche Bank AG – HSI R Bear CBBC Nov 2009 L	300,000,000	2009/03/02	2009/11/27	75.00
62255	KBC Fin Products Int'l Ltd. – Ch Mobile R Bull CBBC Sep 09 B	258,000,000	2009/03/02	2009/09/21	64.50
62254	KBC Fin Products Int'l Ltd. – China Life R Bull CBBC Oct 09A	168,000,000	2009/03/02	2009/10/05	48.72
62256	KBC Fin Products Int'l Ltd. – A50 China R Bull CBBC Aug 09 C	208,000,000	2009/03/02	2009/08/18	52.00
62249	KBC Fin Products Int'l Ltd. – HSI R Bull CBBC Aug 2009 V	158,000,000	2009/03/02	2009/08/28	39.50
62250	KBC Fin Products Int'l Ltd. – HSI R Bull CBBC Sep 2009 V	228,000,000	2009/03/02	2009/09/29	57.00
62248	KBC Fin Products Int'l Ltd. – HSI R Bull CBBC Oct 2009 N	308,000,000	2009/03/02	2009/10/29	77.00
62252	KBC Fin Products Int'l Ltd. – HSI R Bear CBBC Oct 2009 O	278,000,000	2009/03/02	2009/10/29	69.50
62253	KBC Fin Products Int'l Ltd. – HSI R Bear CBBC Oct 2009 P	378,000,000	2009/03/02	2009/10/29	94.50
62251	KBC Fin Products Int'l Ltd. – HSI R Bear CBBC Nov 2009 G	188,000,000	2009/03/02	2009/11/27	75.20
62217	SGA Societe Generale Acceptance N.V. – CLife R Bear CBBC Oct09E	100,000,000	2009/03/02	2009/10/19	26.00
62223	SGA Societe Generale Acceptance N.V. – A50 R Bull CBBC Aug09G	200,000,000	2009/03/02	2009/08/31	50.00
62222	SGA Societe Generale Acceptance N.V. – HSBC R Bull CBBC Oct09C	200,000,000	2009/03/02	2009/10/23	50.00
62226	SGA Societe Generale Acceptance N.V. – HSBC R Bear CBBC Oct09D	200,000,000	2009/03/02	2009/10/23	50.00
62219	SGA Societe Generale Acceptance N.V. – HSI R Bear CBBC Aug09C	300,000,000	2009/03/02	2009/08/28	75.00
62218	SGA Societe Generale Acceptance N.V. – HSI R Bear CBBC Aug09X	300,000,000	2009/03/02	2009/08/28	75.00
62220	SGA Societe Generale Acceptance N.V. – HSI R Bear CBBC Sep09F	300,000,000	2009/03/02	2009/09/29	75.00
62221	SGA Societe Generale Acceptance N.V. – HSI R Bear CBBC Sep09G	300,000,000	2009/03/02	2009/09/29	75.00
62244	UBS AG – China Life R Bull CBBC Oct 2009 F	300,000,000	2009/03/02	2009/10/19	369.00
62245	UBS AG – China Shenhua R Bear CBBC Oct 2009 C	200,000,000	2009/03/02	2009/10/27	83.00
62247	UBS AG – A50 China R Bull CBBC Nov 2009 H	300,000,000	2009/03/02	2009/11/23	75.00
62243	UBS AG – HSBC R Bull CBBC Sep 2009 F	300,000,000	2009/03/02	2009/09/28	75.00
62246	UBS AG – HSBC R Bear CBBC Sep 2009 G	300,000,000	2009/03/02	2009/09/28	75.00
62267	UBS AG – China Mobile R Bull CBBC Dec 2009 E	300,000,000	2009/03/03	2009/12/21	90.00
62261	UBS AG – China Life R Bull CBBC Oct 2009 G	300,000,000	2009/03/03	2009/10/19	237.00
62262	UBS AG – China Life R Bull CBBC Oct 2009 H	300,000,000	2009/03/03	2009/10/19	207.00
62263	UBS AG – China Life R Bull CBBC Oct 2009 I	300,000,000	2009/03/03	2009/10/19	177.00
62264	UBS AG – China Life R Bull CBBC Nov 2009 A	300,000,000	2009/03/03	2009/11/16	327.00
62265	UBS AG – China Life R Bull CBBC Nov 2009 B	300,000,000	2009/03/03	2009/11/16	297.00
62266	UBS AG – China Life R Bull CBBC Nov 2009 C	300,000,000	2009/03/03	2009/11/16	267.00
62273	UBS AG – China Life R Bear CBBC Oct 2009 J	300,000,000	2009/03/03	2009/10/19	186.00
62274	UBS AG – China Life R Bear CBBC Oct 2009 K	300,000,000	2009/03/03	2009/10/19	216.00
62275	UBS AG – China Life R Bear CBBC Oct 2009 L	300,000,000	2009/03/03	2009/10/19	246.00
62276	UBS AG – China Life R Bear CBBC Nov 2009 D	300,000,000	2009/03/03	2009/11/16	276.00
62277	UBS AG – China Life R Bear CBBC Nov 2009 E	300,000,000	2009/03/03	2009/11/16	306.00
62271	UBS AG – A50 China R Bull CBBC Dec 2009 B	300,000,000	2009/03/03	2009/12/21	141.00
62272	UBS AG – A50 China R Bull CBBC Dec 2009 C	300,000,000	2009/03/03	2009/12/21	126.00
62278	UBS AG – A50 China R Bear CBBC Dec 2009 D	300,000,000	2009/03/03	2009/12/28	75.00
62279	UBS AG – A50 China R Bear CBBC Dec 2009 E	300,000,000	2009/03/03	2009/12/28	88.50
62280	UBS AG – A50 China R Bear CBBC Dec 2009 F	300,000,000	2009/03/03	2009/12/28	103.50

Main Board Callable Bull/Bear Contracts

Code	Callable Bull/Bear Contracts	No. of issue (units)	Listing date	Expiry	Amount raised (HK\$ mil.)
62281	UBS AG – A50 China R Bear CBBC Dec 2009 G	300,000,000	2009/03/03	2009/12/28	133.50
62282	UBS AG – A50 China R Bear CBBC Dec 2009 H	300,000,000	2009/03/03	2009/12/28	148.50
62268	UBS AG – HS Bank R Bull CBBC Dec 2009 A	200,000,000	2009/03/03	2009/12/28	71.00
62269	UBS AG – HS Bank R Bull CBBC Dec 2009 B	200,000,000	2009/03/03	2009/12/28	51.00
62270	UBS AG – HS Bank R Bull CBBC Dec 2009 C	200,000,000	2009/03/03	2009/12/28	50.00
62258	UBS AG – HSCEI R Bull CBBC Sep 2009 F	300,000,000	2009/03/03	2009/09/29	75.00
62259	UBS AG – HSI R Bear CBBC Oct 2009 R	500,000,000	2009/03/03	2009/10/29	125.00
62260	UBS AG – HSI R Bear CBBC Oct 2009 Z	500,000,000	2009/03/03	2009/10/29	125.00
62286	UBS AG – HSBC R Bull CBBC Dec 2009 A	300,000,000	2009/03/04	2009/12/28	75.00
62283	UBS AG – HSCEI R Bear CBBC Aug 2009 M	300,000,000	2009/03/04	2009/08/28	75.00
62287	UBS AG – HSI R Bull CBBC Sep 2009 W	500,000,000	2009/03/04	2009/09/29	125.00
62288	UBS AG – HSI R Bull CBBC Oct 2009 L	500,000,000	2009/03/04	2009/10/29	125.00
62284	UBS AG – HSI R Bear CBBC Oct 2009 A	500,000,000	2009/03/04	2009/10/29	125.00
62285	UBS AG – HSI R Bear CBBC Oct 2009 H	500,000,000	2009/03/04	2009/10/29	125.00
62294	ABN AMRO Bank N.V. – HSI R Bull CBBC Aug 2009 E	250,000,000	2009/03/05	2009/08/28	62.50
62298	ABN AMRO Bank N.V. – HSI R Bear CBBC Aug 2009 F	250,000,000	2009/03/05	2009/08/28	62.50
62292	Deutsche Bank AG – HSI R Bear CBBC Oct 2009 Z	300,000,000	2009/03/05	2009/10/29	120.00
62293	Deutsche Bank AG – HSI R Bear CBBC Nov 2009 M	300,000,000	2009/03/05	2009/11/27	75.00
62291	KBC Fin Products Int'l Ltd. – HSBC R Bull CBBC Oct 2009 A	138,000,000	2009/03/05	2009/10/02	34.50
62290	KBC Fin Products Int'l Ltd. – HSI R Bull CBBC Sep 2009 U	228,000,000	2009/03/05	2009/09/29	57.00
62289	UBS AG – HSI R Bull CBBC Oct 2009 B	500,000,000	2009/03/05	2009/10/29	125.00
60334 #	UBS AG – HSI R Bull CBBC Jul 2009 K	1,000,000,000	2009/03/05	2009/07/30	35.00
62306	Deutsche Bank AG – A50 China R Bear CBBC Aug 2009 D	150,000,000	2009/03/06	2009/08/03	37.50
62304	Deutsche Bank AG – HSI R Bull CBBC Sep 2009 C	300,000,000	2009/03/06	2009/09/29	75.00
62303	Deutsche Bank AG – HSI R Bull CBBC Sep 2009 E	300,000,000	2009/03/06	2009/09/29	84.00
62307	Deutsche Bank AG – HSI R Bear CBBC Sep 2009 D	300,000,000	2009/03/06	2009/09/29	84.00
62308	Deutsche Bank AG – HSI R Bear CBBC Sep 2009 H	300,000,000	2009/03/06	2009/09/29	90.00
62305	Deutsche Bank AG – ICBC R Bear CBBC Aug 2009 F	150,000,000	2009/03/06	2009/08/03	37.50
62302	KBC Fin Products Int'l Ltd. – HSI R Bear CBBC Sep 2009 W	228,000,000	2009/03/06	2009/09/29	57.00
62295	SGA Societe Generale Acceptance N.V. – CMob R Bear CBBC Sep09G	200,000,000	2009/03/06	2009/09/29	50.00
62296	SGA Societe Generale Acceptance N.V. – CNOOC R Bear CBBC Aug09B	200,000,000	2009/03/06	2009/08/31	50.00
62297	UBS AG – China Coal R Bull CBBC Nov 2009 C	200,000,000	2009/03/06	2009/11/16	50.00
62299	UBS AG – HSBC R Bull CBBC Sep 2009 H	300,000,000	2009/03/06	2009/09/28	75.00
62301	UBS AG – HSI R Bull CBBC Nov 2009 Y	500,000,000	2009/03/06	2009/11/27	125.00
62300	UBS AG – Ping An R Bull CBBC Oct 2009 C	200,000,000	2009/03/06	2009/10/27	50.00
62338	ABN AMRO Bank N.V. – A50 China R Bear CBBC Jul 2009 E	100,000,000	2009/03/09	2009/07/10	25.00
62339	ABN AMRO Bank N.V. – HSCEI R Bear CBBC Sep 2009 A	250,000,000	2009/03/09	2009/09/29	62.50
62337	ABN AMRO Bank N.V. – HSI R Bull CBBC Aug 2009 G	250,000,000	2009/03/09	2009/08/28	62.50
62340	ABN AMRO Bank N.V. – HSI R Bear CBBC Aug 2009 H	250,000,000	2009/03/09	2009/08/28	62.50
62341	Deutsche Bank AG – China Life R Bear CBBC Aug 2009 H	150,000,000	2009/03/09	2009/08/03	45.00
62329	Deutsche Bank AG – HKEx R Bear CBBC Jul 2009 S	150,000,000	2009/03/09	2009/07/27	37.50
62342	Deutsche Bank AG – HSI R Bull CBBC Sep 2009 I	300,000,000	2009/03/09	2009/09/29	105.00
62343	Deutsche Bank AG – HSI R Bull CBBC Sep 2009 J	300,000,000	2009/03/09	2009/09/29	75.00
62344	Deutsche Bank AG – HSI R Bull CBBC Nov 2009 N	300,000,000	2009/03/09	2009/11/27	105.00
62345	Deutsche Bank AG – HSI R Bear CBBC Sep 2009 A	300,000,000	2009/03/09	2009/09/29	84.00

Main Board Callable Bull/Bear Contracts

Code	Callable Bull/Bear Contracts	No. of issue (units)	Listing date	Expiry	Amount raised (HK\$ mil.)
62346	Deutsche Bank AG – HSI R Bear CBBC Sep 2009 B	300,000,000	2009/03/09	2009/09/29	93.00
62347	Deutsche Bank AG – HSI R Bear CBBC Nov 2009 O	300,000,000	2009/03/09	2009/11/27	84.00
62348	Deutsche Bank AG – HSI R Bear CBBC Nov 2009 P	300,000,000	2009/03/09	2009/11/27	90.00
62334	KBC Fin Products Int'l Ltd. – Ch Life R Bear CBBC Aug 2009 E	168,000,000	2009/03/09	2009/08/18	65.52
62336	KBC Fin Products Int'l Ltd. – A50 China R Bull CBBC Aug 09 D	208,000,000	2009/03/09	2009/08/18	52.00
62335	KBC Fin Products Int'l Ltd. – HKEx R Bear CBBC Sep 2009 B	328,000,000	2009/03/09	2009/09/15	82.00
62321	KBC Fin Products Int'l Ltd. – HSI R Bull CBBC Sep 2009 O	228,000,000	2009/03/09	2009/09/29	57.00
62322	KBC Fin Products Int'l Ltd. – HSI R Bear CBBC Aug 2009 Y	188,000,000	2009/03/09	2009/08/28	47.00
62323	KBC Fin Products Int'l Ltd. – HSI R Bear CBBC Aug 2009 Z	228,000,000	2009/03/09	2009/08/28	57.00
62324	KBC Fin Products Int'l Ltd. – HSI R Bear CBBC Sep 2009 T	278,000,000	2009/03/09	2009/09/29	69.50
62325	KBC Fin Products Int'l Ltd. – HSI R Bear CBBC Sep 2009 V	308,000,000	2009/03/09	2009/09/29	77.00
62326	SGA Societe Generale Acceptance N.V. – BOCOM R Bull CBBC Aug09B	200,000,000	2009/03/09	2009/08/31	50.00
62327	SGA Societe Generale Acceptance N.V. – CLife R Bull CBBC Oct09F	100,000,000	2009/03/09	2009/10/27	41.00
62328	SGA Societe Generale Acceptance N.V. – CP&CC R Bull CBBC Aug09A	200,000,000	2009/03/09	2009/08/31	50.00
62309	SGA Societe Generale Acceptance N.V. – A50 R Bear CBBC Aug09H	200,000,000	2009/03/09	2009/08/31	50.00
62310	SGA Societe Generale Acceptance N.V. – PetCh R Bear CBBC Oct09H	200,000,000	2009/03/09	2009/10/05	50.00
62312	UBS AG – China Mobile R Bear CBBC Oct 2009 C	300,000,000	2009/03/09	2009/10/27	75.00
62311	UBS AG – China Life R Bear CBBC Oct 2009 M	300,000,000	2009/03/09	2009/10/19	90.00
62313	UBS AG – CNOOC R Bear CBBC Oct 2009 C	200,000,000	2009/03/09	2009/10/19	50.00
62314	UBS AG – HKEx R Bear CBBC Sep 2009 E	300,000,000	2009/03/09	2009/09/28	75.00
62316	UBS AG – HSCEI R Bull CBBC Sep 2009 G	300,000,000	2009/03/09	2009/09/29	75.00
62320	UBS AG – HSCEI R Bear CBBC Sep 2009 H	300,000,000	2009/03/09	2009/09/29	75.00
62330	UBS AG – HSCEI R Bear CBBC Sep 2009 I	300,000,000	2009/03/09	2009/09/29	75.00
62317	UBS AG – HSI R Bull CBBC Oct 2009 E	500,000,000	2009/03/09	2009/10/29	125.00
62319	UBS AG – HSI R Bull CBBC Nov 2009 L	500,000,000	2009/03/09	2009/11/27	125.00
62318	UBS AG – HSI R Bull CBBC Nov 2009 Z	500,000,000	2009/03/09	2009/11/27	125.00
62331	UBS AG – HSI R Bear CBBC Sep 2009 M	500,000,000	2009/03/09	2009/09/29	125.00
62332	UBS AG – HSI R Bear CBBC Sep 2009 R	500,000,000	2009/03/09	2009/09/29	125.00
62333	UBS AG – HSI R Bear CBBC Nov 2009 M	500,000,000	2009/03/09	2009/11/27	125.00
62315	UBS AG – Petrochina R Bear CBBC Oct 2009 D	300,000,000	2009/03/09	2009/10/19	75.00
62142*	UBS AG – HKEx R Bear CBBC Sep 2009 D	300,000,000	2009/03/09	2009/09/28	58.50
62398	ABN AMRO Bank N.V. – China Mobile R Bear CBBC Jul 2009 B	80,000,000	2009/03/10	2009/07/10	20.00
62403	ABN AMRO Bank N.V. – HSI R Bull CBBC Jul 2009 G	250,000,000	2009/03/10	2009/07/30	62.50
62400	ABN AMRO Bank N.V. – HSI R Bear CBBC Jul 2009 A	250,000,000	2009/03/10	2009/07/30	62.50
62399	ABN AMRO Bank N.V. – HSI R Bear CBBC Aug 2009 I	250,000,000	2009/03/10	2009/08/28	62.50
62369	Deutsche Bank AG – HKEx R Bear CBBC Jul 2009 T	150,000,000	2009/03/10	2009/07/27	37.50
62366	Deutsche Bank AG – HSI R Bull CBBC Sep 2009 V	300,000,000	2009/03/10	2009/09/29	75.00
62367	Deutsche Bank AG – HSI R Bull CBBC Nov 2009 Q	300,000,000	2009/03/10	2009/11/27	114.00
62368	Deutsche Bank AG – HSI R Bull CBBC Nov 2009 R	300,000,000	2009/03/10	2009/11/27	105.00
62370	Deutsche Bank AG – HSI R Bear CBBC Sep 2009 W	300,000,000	2009/03/10	2009/09/29	96.00
62371	Deutsche Bank AG – HSI R Bear CBBC Nov 2009 S	300,000,000	2009/03/10	2009/11/27	84.00
62395	Deutsche Bank AG – HSI R Bear CBBC Nov 2009 T	300,000,000	2009/03/10	2009/11/27	78.00
62357	HK Bank – HSI R Bear CBBC Jun 2009 G	600,000,000	2009/03/10	2009/06/29	150.00
62372	KBC Fin Products Int'l Ltd. – Ch Mobile R Bear CBBC Aug 09 C	258,000,000	2009/03/10	2009/08/10	64.50
62376	KBC Fin Products Int'l Ltd. – HKEx R Bull CBBC Aug 2009 C	328,000,000	2009/03/10	2009/08/03	88.56

Main Board Callable Bull/Bear Contracts

Code	Callable Bull/Bear Contracts	No. of issue (units)	Listing date	Expiry	Amount raised (HK\$ mil.)
62373	KBC Fin Products Int'l Ltd. – HSBC R Bull CBBC Sep 2009 F	138,000,000	2009/03/10	2009/09/01	37.26
62375	KBC Fin Products Int'l Ltd. – HSBC R Bull CBBC Oct 2009 B	138,000,000	2009/03/10	2009/10/09	45.54
62374	KBC Fin Products Int'l Ltd. – HSBC R Bear CBBC Aug 2009 D	138,000,000	2009/03/10	2009/08/03	34.50
62377	KBC Fin Products Int'l Ltd. – HSBC R Bear CBBC Sep 2009 G	138,000,000	2009/03/10	2009/09/03	46.92
62378	KBC Fin Products Int'l Ltd. – HSBC R Bear CBBC Sep 2009 H	138,000,000	2009/03/10	2009/09/15	56.58
62361	KBC Fin Products Int'l Ltd. – HSI R Bear CBBC Aug 2009 N	158,000,000	2009/03/10	2009/08/28	39.50
62394	KBC Fin Products Int'l Ltd. – HSI R Bear CBBC Aug 2009 V	188,000,000	2009/03/10	2009/08/28	47.00
62362	KBC Fin Products Int'l Ltd. – HSI R Bear CBBC Aug 2009 W	228,000,000	2009/03/10	2009/08/28	57.00
62363	KBC Fin Products Int'l Ltd. – HSI R Bear CBBC Oct 2009 Q	278,000,000	2009/03/10	2009/10/29	69.50
62364	KBC Fin Products Int'l Ltd. – HSI R Bear CBBC Oct 2009 R	228,000,000	2009/03/10	2009/10/29	57.00
62365	KBC Fin Products Int'l Ltd. – HSI R Bear CBBC Oct 2009 S	308,000,000	2009/03/10	2009/10/29	77.00
62349	Macquarie Bank Ltd. – HSI R Bull CBBC Sep 2009 C	150,000,000	2009/03/10	2009/09/29	37.50
62353	Macquarie Bank Ltd. – HSI R Bear CBBC Sep 2009 D	150,000,000	2009/03/10	2009/09/29	37.50
62350	SGA Societe Generale Acceptance N.V. – CCoal R Bull CBBC Aug09B	200,000,000	2009/03/10	2009/08/31	50.00
62354	SGA Societe Generale Acceptance N.V. – HKEx R Bull CBBC Sep09J	200,000,000	2009/03/10	2009/09/29	50.00
62356	SGA Societe Generale Acceptance N.V. – HKEx R Bear CBBC Sep09K	200,000,000	2009/03/10	2009/09/29	50.00
62351	SGA Societe Generale Acceptance N.V. – HSI R Bull CBBC Sep09H	500,000,000	2009/03/10	2009/09/29	125.00
62352	SGA Societe Generale Acceptance N.V. – HSI R Bear CBBC Aug09E	300,000,000	2009/03/10	2009/08/28	75.00
62355	SGA Societe Generale Acceptance N.V. – HSI R Bear CBBC Sep09I	500,000,000	2009/03/10	2009/09/29	125.00
62396	UBS AG – HKEx R Bull CBBC Oct 2009 A	300,000,000	2009/03/10	2009/10/19	91.50
62397	UBS AG – HKEx R Bull CBBC Oct 2009 B	300,000,000	2009/03/10	2009/10/19	75.00
62401	UBS AG – HKEx R Bear CBBC Oct 2009 C	300,000,000	2009/03/10	2009/10/19	75.00
62383	UBS AG – HSBC R Bull CBBC Oct 2009 A	300,000,000	2009/03/10	2009/10/27	75.00
62384	UBS AG – HSBC R Bull CBBC Oct 2009 B	300,000,000	2009/03/10	2009/10/27	75.00
62385	UBS AG – HSBC R Bull CBBC Oct 2009 C	300,000,000	2009/03/10	2009/10/27	75.00
62391	UBS AG – HSBC R Bear CBBC Oct 2009 D	300,000,000	2009/03/10	2009/10/27	75.00
62392	UBS AG – HSBC R Bear CBBC Oct 2009 E	300,000,000	2009/03/10	2009/10/27	75.00
62393	UBS AG – HSBC R Bear CBBC Oct 2009 F	300,000,000	2009/03/10	2009/10/27	75.00
62358	UBS AG – HSCEI R Bull CBBC Sep 2009 J	300,000,000	2009/03/10	2009/09/29	75.00
62360	UBS AG – HSI R Bull CBBC Nov 2009 N	500,000,000	2009/03/10	2009/11/27	125.00
62359	UBS AG – HSI R Bull CBBC Nov 2009 P	500,000,000	2009/03/10	2009/11/27	125.00
62379	UBS AG – HSI R Bear CBBC Nov 2009 Q	500,000,000	2009/03/10	2009/11/27	125.00
62380	UBS AG – HSI R Bear CBBC Nov 2009 R	500,000,000	2009/03/10	2009/11/27	125.00
62382	UBS AG – HSI R Bear CBBC Nov 2009 S	500,000,000	2009/03/10	2009/11/27	125.00
62381	UBS AG – HSI R Bear CBBC Nov 2009 T	500,000,000	2009/03/10	2009/11/27	125.00
62389	UBS AG – ICBC R Bear CBBC Oct 2009 B	200,000,000	2009/03/10	2009/10/19	50.00
62422	ABN AMRO Bank N.V. – HSCEI R Bull CBBC Jul 2009 C	250,000,000	2009/03/11	2009/07/30	62.50
62426	ABN AMRO Bank N.V. – HSCEI R Bear CBBC Jul 2009 D	250,000,000	2009/03/11	2009/07/30	62.50
62411	Barclays Bank plc – HSI Bull CBBC Aug 2009 A	500,000,000	2009/03/11	2009/08/28	81.50
62412	Barclays Bank plc – HSI R Bear CBBC Sep 2009 A	500,000,000	2009/03/11	2009/09/29	87.00
62423	Deutsche Bank AG – China Life R Bull CBBC Aug 2009 K	150,000,000	2009/03/11	2009/08/03	37.50
62427	Deutsche Bank AG – A50 China R Bull CBBC Aug 2009 E	150,000,000	2009/03/11	2009/08/03	37.50
62424	Deutsche Bank AG – HSI R Bull CBBC Sep 2009 X	300,000,000	2009/03/11	2009/09/29	81.00
62425	Deutsche Bank AG – HSI R Bull CBBC Nov 2009 U	300,000,000	2009/03/11	2009/11/27	75.00
62415	KBC Fin Products Int'l Ltd. – HSI R Bull CBBC Dec 2009 C	278,000,000	2009/03/11	2009/12/30	72.28

Main Board Callable Bull/Bear Contracts

Code	Callable Bull/Bear Contracts	No. of issue (units)	Listing date	Expiry	Amount raised (HK\$ mil.)
62416	KBC Fin Products Int'l Ltd. – HSI R Bull CBBC Dec 2009 D	228,000,000	2009/03/11	2009/12/30	61.56
62417	KBC Fin Products Int'l Ltd. – HSI R Bull CBBC Dec 2009 E	228,000,000	2009/03/11	2009/12/30	57.00
62413	SGA Societe Generale Acceptance N.V. – CMob R Bear CBBC Sep09H	200,000,000	2009/03/11	2009/09/29	50.00
62404	SGA Societe Generale Acceptance N.V. – CLife R Bull CBBC Oct09G	100,000,000	2009/03/11	2009/10/27	56.00
62408	SGA Societe Generale Acceptance N.V. – CLife R Bear CBBC Oct09H	100,000,000	2009/03/11	2009/10/27	27.00
62405	SGA Societe Generale Acceptance N.V. – CMB R Bull CBBC Aug 09C	100,000,000	2009/03/11	2009/08/31	54.00
62407	SGA Societe Generale Acceptance N.V. – CNOOC R Bear CBBC Aug09C	200,000,000	2009/03/11	2009/08/31	50.00
62406	SGA Societe Generale Acceptance N.V. – CP&CC R Bull CBBC Oct09B	200,000,000	2009/03/11	2009/10/27	50.00
62414	SGA Societe Generale Acceptance N.V. – HKEx R Bear CBBC Sep09L	200,000,000	2009/03/11	2009/09/29	50.00
62409	SGA Societe Generale Acceptance N.V. – HSI R Bear CBBC Aug09A	300,000,000	2009/03/11	2009/08/28	75.00
62410	SGA Societe Generale Acceptance N.V. – HSI R Bear CBBC Sep09J	300,000,000	2009/03/11	2009/09/29	75.00
62418	UBS AG – China Life R Bull CBBC Oct 2009 O	300,000,000	2009/03/11	2009/10/19	79.50
62419	UBS AG – CM Bank R Bull CBBC Nov 2009 A	200,000,000	2009/03/11	2009/11/23	63.00
62421	UBS AG – A50 China R Bull CBBC Nov 2009 I	300,000,000	2009/03/11	2009/11/23	75.00
62420	UBS AG – HKEx R Bull CBBC Oct 2009 E	300,000,000	2009/03/11	2009/10/27	75.00
62437	ABN AMRO Bank N.V. – A50 China R Bull CBBC Aug 2009 D	100,000,000	2009/03/12	2009/08/07	25.00
62438	ABN AMRO Bank N.V. – HSI R Bull CBBC Aug 2009 J	250,000,000	2009/03/12	2009/08/28	62.50
62433	BNP Paribas Arbit Issu B.V. – HSI R Bull CBBC Dec 2009 S	300,000,000	2009/03/12	2009/12/30	75.00
62434	BNP Paribas Arbit Issu B.V. – HSI R Bear CBBC Sep 2009 V	300,000,000	2009/03/12	2009/09/29	75.00
62440	Deutsche Bank AG – CNOOC R Bear CBBC Aug 2009 C	150,000,000	2009/03/12	2009/08/10	37.50
62439	Deutsche Bank AG – Sinopec Corp R Bear CBBC Aug 2009 E	150,000,000	2009/03/12	2009/08/03	37.50
62435	Deutsche Bank AG – HSI R Bull CBBC Nov 2009 V	300,000,000	2009/03/12	2009/11/27	75.00
62436	Deutsche Bank AG – HSI R Bear CBBC Oct 2009 A	300,000,000	2009/03/12	2009/10/29	75.00
62441	Deutsche Bank AG – Petrochina R Bear CBBC Aug 2009 B	150,000,000	2009/03/12	2009/08/10	37.50
62428	Macquarie Bank Ltd. – HSI R Bull CBBC Dec 2009 A	150,000,000	2009/03/12	2009/12/30	37.50
62431	CC Rabobank B.A. – HSI R Bear CBBC Nov 2009 A	108,000,000	2009/03/12	2009/11/27	27.00
62432	CC Rabobank B.A. – HSI R Bear CBBC Nov 2009 B	108,000,000	2009/03/12	2009/11/27	30.24
62430	SGA Societe Generale Acceptance N.V. – CMob R Bull CBBC Sep09I	200,000,000	2009/03/12	2009/09/29	50.00
62429	SGA Societe Generale Acceptance N.V. – CLife R Bull CBBC Oct09I	100,000,000	2009/03/12	2009/10/27	25.00
62445	BNP Paribas Arbit Issu B.V. – HSI R Bear CBBC Sep 2009 W	300,000,000	2009/03/13	2009/09/29	75.00
62446	BNP Paribas Arbit Issu B.V. – HSI R Bear CBBC Sep 2009 X	300,000,000	2009/03/13	2009/09/29	75.00
62443	Deutsche Bank AG – HSI R Bull CBBC Oct 2009 B	300,000,000	2009/03/13	2009/10/29	81.00
62444	Deutsche Bank AG – HSI R Bull CBBC Oct 2009 C	300,000,000	2009/03/13	2009/10/29	75.00
62449	Deutsche Bank AG – HSI R Bear CBBC Sep 2009 R	300,000,000	2009/03/13	2009/09/29	75.00
62447	Deutsche Bank AG – HSI R Bear CBBC Oct 2009 D	300,000,000	2009/03/13	2009/10/29	75.00
62448	Deutsche Bank AG – HSI R Bear CBBC Oct 2009 G	300,000,000	2009/03/13	2009/10/29	105.00
62442	SGA Societe Generale Acceptance N.V. – HS Bk R Bull CBBC Oct09A	100,000,000	2009/03/13	2009/10/27	25.00
62483	ABN AMRO Bank N.V. – HSI R Bull CBBC Aug 2009 K	250,000,000	2009/03/16	2009/08/28	62.50
62484	ABN AMRO Bank N.V. – HSI R Bull CBBC Aug 2009 L	250,000,000	2009/03/16	2009/08/28	62.50
62485	ABN AMRO Bank N.V. – HSI R Bull CBBC Aug 2009 M	250,000,000	2009/03/16	2009/08/28	62.50
62488	ABN AMRO Bank N.V. – HSI R Bear CBBC Aug 2009 N	250,000,000	2009/03/16	2009/08/28	62.50
62489	ABN AMRO Bank N.V. – HSI R Bear CBBC Aug 2009 O	250,000,000	2009/03/16	2009/08/28	62.50
62453	BNP Paribas Arbit Issu B.V. – Ch Mob R Bear CBBC Oct 2009 C	200,000,000	2009/03/16	2009/10/30	50.00
62452	BNP Paribas Arbit Issu B.V. – China Life R Bear CBBC Oct 09C	100,000,000	2009/03/16	2009/10/30	43.00
62455	BNP Paribas Arbit Issu B.V. – HKEx R Bear CBBC Oct 2009 E	100,000,000	2009/03/16	2009/10/30	25.00

Main Board Callable Bull/Bear Contracts

Code	Callable Bull/Bear Contracts	No. of issue (units)	Listing date	Expiry	Amount raised (HK\$ mil.)
62451	BNP Paribas Arbit Issu B.V. – HSI R Bear CBBC Sep 2009 Y	300,000,000	2009/03/16	2009/09/29	75.00
62465	BNP Paribas Arbit Issu B.V. – HSI R Bear CBBC Dec 2009 T	300,000,000	2009/03/16	2009/12/30	75.00
62470	Deutsche Bank AG – China Mobile R Bull CBBC Aug 2009 B	150,000,000	2009/03/16	2009/08/03	37.50
62474	Deutsche Bank AG – China Mobile R Bear CBBC Aug 2009 C	150,000,000	2009/03/16	2009/08/03	37.50
62458	Deutsche Bank AG – HSI R Bull CBBC Sep 2009 C	300,000,000	2009/03/16	2009/09/29	75.00
62457	Deutsche Bank AG – HSI R Bull CBBC Sep 2009 G	300,000,000	2009/03/16	2009/09/29	90.00
62456	Deutsche Bank AG – HSI R Bull CBBC Sep 2009 N	300,000,000	2009/03/16	2009/09/29	99.00
62471	Deutsche Bank AG – HSI R Bull CBBC Oct 2009 Q	300,000,000	2009/03/16	2009/10/29	102.00
62472	Deutsche Bank AG – HSI R Bear CBBC Sep 2009 E	300,000,000	2009/03/16	2009/09/29	75.00
62459	Deutsche Bank AG – HSI R Bear CBBC Oct 2009 H	300,000,000	2009/03/16	2009/10/29	75.00
62475	Deutsche Bank AG – HSI R Bear CBBC Oct 2009 O	300,000,000	2009/03/16	2009/10/29	84.00
62460	Deutsche Bank AG – HSI R Bear CBBC Oct 2009 R	300,000,000	2009/03/16	2009/10/29	108.00
62473	Deutsche Bank AG – HSI R Bear CBBC Oct 2009 T	300,000,000	2009/03/16	2009/10/29	75.00
62481	Goldman Sachs SP (Asia) – HSI R Bull CBBC Nov 2009 A	200,000,000	2009/03/16	2009/11/27	50.00
62482	Goldman Sachs SP (Asia) – HSI R Bull CBBC Nov 2009 B	200,000,000	2009/03/16	2009/11/27	50.00
62486	Goldman Sachs SP (Asia) – HSI R Bear CBBC Nov 2009 C	200,000,000	2009/03/16	2009/11/27	50.00
62487	Goldman Sachs SP (Asia) – HSI R Bear CBBC Nov 2009 D	200,000,000	2009/03/16	2009/11/27	50.00
62464	KBC Fin Products Int'l Ltd. – HSI R Bull CBBC Sep 2009 M	228,000,000	2009/03/16	2009/09/29	57.00
62463	KBC Fin Products Int'l Ltd. – HSI R Bull CBBC Sep 2009 U	188,000,000	2009/03/16	2009/09/29	63.92
62466	KBC Fin Products Int'l Ltd. – HSI R Bear CBBC Aug 2009 O	158,000,000	2009/03/16	2009/08/28	39.50
62469	KBC Fin Products Int'l Ltd. – HSI R Bear CBBC Sep 2009 O	188,000,000	2009/03/16	2009/09/29	47.00
62467	KBC Fin Products Int'l Ltd. – HSI R Bear CBBC Oct 2009 T	228,000,000	2009/03/16	2009/10/29	57.00
62468	KBC Fin Products Int'l Ltd. – HSI R Bear CBBC Oct 2009 U	278,000,000	2009/03/16	2009/10/29	69.50
62450	UBS AG – HSI R Bull CBBC Oct 2009 B	500,000,000	2009/03/16	2009/10/29	125.00
62476	UBS AG – HSI R Bear CBBC Oct 2009 E	500,000,000	2009/03/16	2009/10/29	125.00
62454	UBS AG – HSI R Bear CBBC Oct 2009 L	500,000,000	2009/03/16	2009/10/29	125.00
62477	UBS AG – HSI R Bear CBBC Nov 2009 E	500,000,000	2009/03/16	2009/11/27	125.00
62478	UBS AG – HSI R Bear CBBC Nov 2009 F	500,000,000	2009/03/16	2009/11/27	125.00
62479	UBS AG – HSI R Bear CBBC Nov 2009 L	500,000,000	2009/03/16	2009/11/27	125.00
62461	UBS AG – HSI R Bear CBBC Nov 2009 O	500,000,000	2009/03/16	2009/11/27	125.00
62462	UBS AG – HSI R Bear CBBC Nov 2009 U	500,000,000	2009/03/16	2009/11/27	125.00
62480	UBS AG – HSI R Bear CBBC Nov 2009 Y	500,000,000	2009/03/16	2009/11/27	125.00
62490	ABN AMRO Bank N.V. – DJIA R Bull CBBC Sep 2009 C	80,000,000	2009/03/17	2009/09/18	52.96
62491	ABN AMRO Bank N.V. – DJIA R Bull CBBC Sep 2009 D	80,000,000	2009/03/17	2009/09/18	40.88
62502	Deutsche Bank AG – China Mobile R Bull CBBC Oct 2009 A	150,000,000	2009/03/17	2009/10/27	45.00
62506	Deutsche Bank AG – A50 China R Bull CBBC Sep 2009 A	150,000,000	2009/03/17	2009/09/28	64.50
62505	Deutsche Bank AG – HKEx R Bull CBBC Aug 2009 A	150,000,000	2009/03/17	2009/08/03	49.50
62503	Deutsche Bank AG – HSI R Bull CBBC Sep 2009 J	300,000,000	2009/03/17	2009/09/29	90.00
62512	Deutsche Bank AG – HSI R Bull CBBC Oct 2009 W	300,000,000	2009/03/17	2009/10/29	75.00
62504	Deutsche Bank AG – HSI R Bull CBBC Oct 2009 X	300,000,000	2009/03/17	2009/10/29	75.00
62507	Deutsche Bank AG – HSI R Bear CBBC Sep 2009 O	300,000,000	2009/03/17	2009/09/29	84.00
62508	Deutsche Bank AG – HSI R Bear CBBC Sep 2009 Y	300,000,000	2009/03/17	2009/09/29	99.00
62516	Deutsche Bank AG – HSI R Bear CBBC Oct 2009 V	300,000,000	2009/03/17	2009/10/29	75.00
62509	Deutsche Bank AG – HSI R Bear CBBC Oct 2009 Y	300,000,000	2009/03/17	2009/10/29	120.00
62492	Macquarie Bank Ltd. – HSI R Bull CBBC Sep 2009 E	150,000,000	2009/03/17	2009/09/29	37.65

Main Board Callable Bull/Bear Contracts

Code	Callable Bull/Bear Contracts	No. of issue (units)	Listing date	Expiry	Amount raised (HK\$ mil.)
62493	Macquarie Bank Ltd. – HSI R Bull CBBC Dec 2009 B	150,000,000	2009/03/17	2009/12/30	37.50
62496	Macquarie Bank Ltd. – HSI R Bear CBBC Sep 2009 F	150,000,000	2009/03/17	2009/09/29	37.65
62494	SGA Societe Generale Acceptance N.V. – HSI R Bull CBBC Aug09V	300,000,000	2009/03/17	2009/08/28	75.00
62495	SGA Societe Generale Acceptance N.V. – HSI R Bull CBBC Sep09K	300,000,000	2009/03/17	2009/09/29	75.00
62497	SGA Societe Generale Acceptance N.V. – HSI R Bull CBBC Sep09L	300,000,000	2009/03/17	2009/09/29	75.00
62499	SGA Societe Generale Acceptance N.V. – HSI R Bear CBBC Aug09R	300,000,000	2009/03/17	2009/08/28	75.00
62498	SGA Societe Generale Acceptance N.V. – HSI R Bear CBBC Aug09T	300,000,000	2009/03/17	2009/08/28	75.00
62500	SGA Societe Generale Acceptance N.V. – HSI R Bear CBBC Sep09M	300,000,000	2009/03/17	2009/09/29	75.00
62501	SGA Societe Generale Acceptance N.V. – HSI R Bear CBBC Sep09N	300,000,000	2009/03/17	2009/09/29	75.00
62510	UBS AG – HSI R Bull CBBC Nov 2009 N	500,000,000	2009/03/17	2009/11/27	125.00
62511	UBS AG – HSI R Bull CBBC Nov 2009 Z	500,000,000	2009/03/17	2009/11/27	125.00
61639 [#]	UBS AG – China Mobile R Bear CBBC Jul 2009 K	300,000,000	2009/03/17	2009/07/27	66.30
62536	Deutsche Bank AG – HSI R Bull CBBC Nov 2009 W	300,000,000	2009/03/18	2009/11/27	75.00
62537	Deutsche Bank AG – HSI R Bull CBBC Nov 2009 X	300,000,000	2009/03/18	2009/11/27	75.00
62530	KBC Fin Products Int'l Ltd. – HSI R Bull CBBC Aug 2009 N	228,000,000	2009/03/18	2009/08/28	57.00
62531	KBC Fin Products Int'l Ltd. – HSI R Bull CBBC Oct 2009 V	228,000,000	2009/03/18	2009/10/29	57.00
62532	KBC Fin Products Int'l Ltd. – HSI R Bull CBBC Oct 2009 W	228,000,000	2009/03/18	2009/10/29	57.00
62533	KBC Fin Products Int'l Ltd. – HSI R Bull CBBC Oct 2009 X	188,000,000	2009/03/18	2009/10/29	47.00
62534	KBC Fin Products Int'l Ltd. – HSI R Bull CBBC Oct 2009 Y	228,000,000	2009/03/18	2009/10/29	57.00
62535	KBC Fin Products Int'l Ltd. – HSI R Bear CBBC Aug 2009 V	188,000,000	2009/03/18	2009/08/28	47.00
62517	CC Rabobank B.A. – Sinopec Corp R Bull CBBC May 2010 A	108,000,000	2009/03/18	2010/05/28	27.00
62521	CC Rabobank B.A. – Sinopec Corp R Bear CBBC May 2010 B	108,000,000	2009/03/18	2010/05/28	27.00
62518	CC Rabobank B.A. – HSCEI R Bull CBBC Dec 2009 A	200,000,000	2009/03/18	2009/12/30	50.00
62522	CC Rabobank B.A. – HSCEI R Bear CBBC Dec 2009 B	200,000,000	2009/03/18	2009/12/30	58.00
62519	CC Rabobank B.A. – HSI R Bull CBBC Sep 2009 C	108,000,000	2009/03/18	2009/09/29	28.08
62523	CC Rabobank B.A. – HSI R Bear CBBC Sep 2009 D	108,000,000	2009/03/18	2009/09/29	27.00
62513	SGA Societe Generale Acceptance N.V. – CK(H) R Bull CBBC Oct09A	150,000,000	2009/03/18	2009/10/27	37.50
62514	SGA Societe Generale Acceptance N.V. – A50 R Bear CBBC Oct09A	200,000,000	2009/03/18	2009/10/27	50.00
62515	SGA Societe Generale Acceptance N.V. – HS Bk R Bull CBBC Oct09B	150,000,000	2009/03/18	2009/10/27	37.50
62527	UBS AG – China Life R Bull CBBC Nov 2009 F	300,000,000	2009/03/18	2009/11/16	75.00
62526	UBS AG – CNOOC R Bull CBBC Oct 2009 E	200,000,000	2009/03/18	2009/10/19	50.00
62528	UBS AG – HKEx R Bull CBBC Oct 2009 F	300,000,000	2009/03/18	2009/10/27	75.00
62520	UBS AG – HSCEI R Bull CBBC Oct 2009 A	300,000,000	2009/03/18	2009/10/29	75.00
62524	UBS AG – HSCEI R Bear CBBC Oct 2009 B	300,000,000	2009/03/18	2009/10/29	75.00
62525	UBS AG – HSI R Bear CBBC Nov 2009 P	500,000,000	2009/03/18	2009/11/27	125.00
62529	UBS AG – Petrochina R Bull CBBC Oct 2009 F	300,000,000	2009/03/18	2009/10/19	75.00
62543	ABN AMRO Bank N.V. – A50 China R Bear CBBC Aug 2009 E	100,000,000	2009/03/19	2009/08/07	25.00
62544	ABN AMRO Bank N.V. – A50 China R Bear CBBC Aug 2009 F	100,000,000	2009/03/19	2009/08/07	28.20
62547	ABN AMRO Bank N.V. – HSBC R Bull CBBC Sep 2009 A	80,000,000	2009/03/19	2009/09/18	20.00
62567	ABN AMRO Bank N.V. – HSBC R Bear CBBC Sep 2009 B	80,000,000	2009/03/19	2009/09/18	20.00
62538	ABN AMRO Bank N.V. – HSI R Bear CBBC Aug 2009 P	250,000,000	2009/03/19	2009/08/28	62.50
62560	BNP Paribas Arbit Issu B.V. – A50 Ch R Bull CBBC Nov 2009 C	100,000,000	2009/03/19	2009/11/16	25.00
62563	BNP Paribas Arbit Issu B.V. – A50 R Bear CBBC Nov 2009 D	100,000,000	2009/03/19	2009/11/16	25.00
62564	BNP Paribas Arbit Issu B.V. – HSBC R Bull CBBC Oct 2009 B	200,000,000	2009/03/19	2009/10/30	50.00
62566	BNP Paribas Arbit Issu B.V. – HSBC R Bull CBBC Oct 2009 E	200,000,000	2009/03/19	2009/10/30	50.00

Main Board Callable Bull/Bear Contracts

Code	Callable Bull/Bear Contracts	No. of issue (units)	Listing date	Expiry	Amount raised (HK\$ mil.)
62565	BNP Paribas Arbit Issu B.V. – HSBC R Bull CBBC Nov 2009 D	200,000,000	2009/03/19	2009/11/30	50.00
62568	BNP Paribas Arbit Issu B.V. – HSBC R Bear CBBC Oct 2009 C	200,000,000	2009/03/19	2009/10/30	50.00
62569	BNP Paribas Arbit Issu B.V. – HSBC R Bear CBBC Oct 2009 D	200,000,000	2009/03/19	2009/10/30	50.00
62570	BNP Paribas Arbit Issu B.V. – HSBC R Bear CBBC Nov 2009 F	200,000,000	2009/03/19	2009/11/30	50.00
62561	BNP Paribas Arbit Issu B.V. – HSI R Bull CBBC Dec 2009 U	300,000,000	2009/03/19	2009/12/30	75.00
62562	BNP Paribas Arbit Issu B.V. – HSI R Bear CBBC Sep 2009 Z	300,000,000	2009/03/19	2009/09/29	75.00
62541	Deutsche Bank AG – HSBC R Bull CBBC Sep 2009 A	150,000,000	2009/03/19	2009/09/21	37.50
62542	Deutsche Bank AG – HSBC R Bull CBBC Sep 2009 B	150,000,000	2009/03/19	2009/09/21	39.00
62545	Deutsche Bank AG – HSBC R Bear CBBC Sep 2009 C	150,000,000	2009/03/19	2009/09/21	39.00
62546	Deutsche Bank AG – HSBC R Bear CBBC Sep 2009 D	150,000,000	2009/03/19	2009/09/21	45.00
62540	Deutsche Bank AG – HSI R Bull CBBC Nov 2009 Y	300,000,000	2009/03/19	2009/11/27	75.00
62555	KBC Fin Products Int'l Ltd. – HSBC R Bear CBBC Oct 2009 C	138,000,000	2009/03/19	2009/10/08	34.50
62554	KBC Fin Products Int'l Ltd. – HSI R Bear CBBC Oct 2009 I	228,000,000	2009/03/19	2009/10/29	61.56
62553	KBC Fin Products Int'l Ltd. – HSI R Bear CBBC Oct 2009 Z	188,000,000	2009/03/19	2009/10/29	47.00
62539	SGA Societe Generale Acceptance N.V. – CK(H) R Bear CBBC Oct09B	150,000,000	2009/03/19	2009/10/27	37.50
62548	UBS AG – HSBC R Bull CBBC Oct 2009 G	300,000,000	2009/03/19	2009/10/12	75.00
62549	UBS AG – HSBC R Bull CBBC Oct 2009 H	300,000,000	2009/03/19	2009/10/12	75.00
62550	UBS AG – HSBC R Bull CBBC Oct 2009 I	300,000,000	2009/03/19	2009/10/12	75.00
62551	UBS AG – HSBC R Bull CBBC Oct 2009 J	300,000,000	2009/03/19	2009/10/12	75.00
62552	UBS AG – HSBC R Bull CBBC Oct 2009 K	300,000,000	2009/03/19	2009/10/12	75.00
62556	UBS AG – HSBC R Bear CBBC Oct 2009 L	300,000,000	2009/03/19	2009/10/12	75.00
62557	UBS AG – HSBC R Bear CBBC Oct 2009 M	300,000,000	2009/03/19	2009/10/12	75.00
62558	UBS AG – HSBC R Bear CBBC Oct 2009 N	300,000,000	2009/03/19	2009/10/12	75.00
62559	UBS AG – HSBC R Bear CBBC Oct 2009 O	300,000,000	2009/03/19	2009/10/12	75.00
62596	ABN AMRO Bank N.V. – HSI R Bull CBBC Aug 2009 Q	250,000,000	2009/03/20	2009/08/28	62.50
62597	Deutsche Bank AG – China Life R Bull CBBC Aug 2009 P	150,000,000	2009/03/20	2009/08/17	45.00
62601	Deutsche Bank AG – HKEx R Bull CBBC Aug 2009 B	150,000,000	2009/03/20	2009/08/03	37.50
62599	Deutsche Bank AG – HSI R Bull CBBC Nov 2009 B	300,000,000	2009/03/20	2009/11/27	90.00
62600	Deutsche Bank AG – HSI R Bull CBBC Nov 2009 F	300,000,000	2009/03/20	2009/11/27	75.00
62598	Deutsche Bank AG – HSI R Bull CBBC Nov 2009 Z	300,000,000	2009/03/20	2009/11/27	84.00
62602	Deutsche Bank AG – HSI R Bear CBBC Nov 2009 I	300,000,000	2009/03/20	2009/11/27	84.00
62603	Deutsche Bank AG – HSI R Bear CBBC Nov 2009 J	300,000,000	2009/03/20	2009/11/27	99.00
62583	KBC Fin Products Int'l Ltd. – A50 China R Bull CBBC Oct 09 A	208,000,000	2009/03/20	2009/10/08	52.00
62584	KBC Fin Products Int'l Ltd. – HSI R Bull CBBC Aug 2009 W	158,000,000	2009/03/20	2009/08/28	39.50
62582	KBC Fin Products Int'l Ltd. – HSI R Bull CBBC Oct 2009 H	188,000,000	2009/03/20	2009/10/29	47.00
62585	KBC Fin Products Int'l Ltd. – HSI R Bull CBBC Oct 2009 N	228,000,000	2009/03/20	2009/10/29	57.00
62595	KBC Fin Products Int'l Ltd. – HSI R Bear CBBC Aug 2009 Y	188,000,000	2009/03/20	2009/08/28	47.00
62587	KBC Fin Products Int'l Ltd. – HSI R Bear CBBC Oct 2009 L	188,000,000	2009/03/20	2009/10/29	47.00
62586	KBC Fin Products Int'l Ltd. – HSI R Bear CBBC Oct 2009 M	228,000,000	2009/03/20	2009/10/29	57.00
62572	SGA Societe Generale Acceptance N.V. – COVS R Bear CBBC Oct09B	100,000,000	2009/03/20	2009/10/19	44.00
62571	SGA Societe Generale Acceptance N.V. – CCCCL R Bear CBBC Sep09B	100,000,000	2009/03/20	2009/09/28	25.00
62573	SGA Societe Generale Acceptance N.V. – CLife R Bear CBBC Oct09J	100,000,000	2009/03/20	2009/10/19	33.00
62579	SGA Societe Generale Acceptance N.V. – HSBC R Bull CBBC Oct09E	300,000,000	2009/03/20	2009/10/27	75.00
62580	SGA Societe Generale Acceptance N.V. – HSBC R Bull CBBC Oct09F	300,000,000	2009/03/20	2009/10/27	75.00
62581	SGA Societe Generale Acceptance N.V. – HSBC R Bull CBBC Oct09G	300,000,000	2009/03/20	2009/10/27	75.00

Main Board Callable Bull/Bear Contracts

Code	Callable Bull/Bear Contracts	No. of issue (units)	Listing date	Expiry	Amount raised (HK\$ mil.)
62574	SGA Societe Generale Acceptance N.V. – ICBC R Bear CBBC Sep09B	300,000,000	2009/03/20	2009/09/28	75.00
62575	SGA Societe Generale Acceptance NV – PingAn R Bull CBBC Oct09A	200,000,000	2009/03/20	2009/10/27	50.00
62577	SGA Societe Generale Acceptance NV – PingAn R Bear CBBC Sep09A	200,000,000	2009/03/20	2009/09/28	50.00
62576	SGA Societe Generale Acceptance N.V. – SHK P R Bear CBBC Oct09A	150,000,000	2009/03/20	2009/10/27	37.50
62578	SGA Societe Generale Acceptance N.V. – TCH R Bull CBBC Oct09A	150,000,000	2009/03/20	2009/10/27	37.50
62591	UBS AG – BankComm R Bull CBBC Oct 2009 C	200,000,000	2009/03/20	2009/10/27	50.00
62592	UBS AG – CM Bank R Bull CBBC Nov 2009 B	200,000,000	2009/03/20	2009/11/23	65.00
62593	UBS AG – HS Bank R Bull CBBC Dec 2009 D	200,000,000	2009/03/20	2009/12/28	50.00
62588	UBS AG – HSI R Bull CBBC Sep 2009 V	500,000,000	2009/03/20	2009/09/29	125.00
62589	UBS AG – HSI R Bull CBBC Sep 2009 W	500,000,000	2009/03/20	2009/09/29	125.00
62590	UBS AG – HSI R Bull CBBC Nov 2009 Q	500,000,000	2009/03/20	2009/11/27	125.00
62594	UBS AG – Ping An R Bull CBBC Oct 2009 D	200,000,000	2009/03/20	2009/10/27	50.00
62645	ABN AMRO Bank N.V. – HSI R Bull CBBC Aug 2009 R	250,000,000	2009/03/23	2009/08/28	62.50
62646	ABN AMRO Bank N.V. – HSI R Bull CBBC Aug 2009 S	250,000,000	2009/03/23	2009/08/28	62.50
62650	ABN AMRO Bank N.V. – HSI R Bear CBBC Aug 2009 T	250,000,000	2009/03/23	2009/08/28	62.50
62651	ABN AMRO Bank N.V. – HSI R Bear CBBC Aug 2009 U	250,000,000	2009/03/23	2009/08/28	62.50
62652	ABN AMRO Bank N.V. – HSI R Bear CBBC Aug 2009 V	250,000,000	2009/03/23	2009/08/28	62.50
62641	Deutsche Bank AG – China Life R Bull CBBC Aug 2009 S	150,000,000	2009/03/23	2009/08/31	52.50
62642	Deutsche Bank AG – China Life R Bull CBBC Aug 2009 T	150,000,000	2009/03/23	2009/08/31	37.50
62618	Deutsche Bank AG – China Life R Bear CBBC Aug 2009 Q	150,000,000	2009/03/23	2009/08/17	112.50
62619	Deutsche Bank AG – China Life R Bear CBBC Aug 2009 R	150,000,000	2009/03/23	2009/08/17	142.50
62643	Deutsche Bank AG – China Life R Bear CBBC Aug 2009 V	150,000,000	2009/03/23	2009/08/31	165.00
62620	Deutsche Bank AG – CNOOC R Bull CBBC Aug 2009 D	150,000,000	2009/03/23	2009/08/17	37.50
62644	Deutsche Bank AG – HKEx R Bull CBBC Aug 2009 C	150,000,000	2009/03/23	2009/08/03	37.50
62637	Deutsche Bank AG – HSI R Bull CBBC Sep 2009 A	300,000,000	2009/03/23	2009/09/29	75.00
62636	Deutsche Bank AG – HSI R Bull CBBC Sep 2009 X	300,000,000	2009/03/23	2009/09/29	84.00
62616	Deutsche Bank AG – HSI R Bull CBBC Nov 2009 C	300,000,000	2009/03/23	2009/11/27	84.00
62615	Deutsche Bank AG – HSI R Bull CBBC Nov 2009 K	300,000,000	2009/03/23	2009/11/27	84.00
62617	Deutsche Bank AG – HSI R Bull CBBC Nov 2009 T	300,000,000	2009/03/23	2009/11/27	75.00
62639	Deutsche Bank AG – HSI R Bear CBBC Sep 2009 B	300,000,000	2009/03/23	2009/09/29	120.00
62640	Deutsche Bank AG – HSI R Bear CBBC Sep 2009 E	300,000,000	2009/03/23	2009/09/29	126.00
62638	Deutsche Bank AG – HSI R Bear CBBC Sep 2009 R	300,000,000	2009/03/23	2009/09/29	114.00
62622	Deutsche Bank AG – HSI R Bear CBBC Nov 2009 O	300,000,000	2009/03/23	2009/11/27	99.00
62621	Deutsche Bank AG – HSI R Bear CBBC Nov 2009 U	300,000,000	2009/03/23	2009/11/27	90.00
62623	Deutsche Bank AG – Petrochina R Bull CBBC Aug 2009 C	150,000,000	2009/03/23	2009/08/10	37.50
62632	KBC Fin Products Int'l Ltd. – HSI R Bull CBBC Aug 2009 O	188,000,000	2009/03/23	2009/08/28	48.88
62633	KBC Fin Products Int'l Ltd. – HSI R Bull CBBC Sep 2009 W	158,000,000	2009/03/23	2009/09/29	39.50
62634	KBC Fin Products Int'l Ltd. – HSI R Bull CBBC Oct 2009 R	228,000,000	2009/03/23	2009/10/29	57.00
62635	KBC Fin Products Int'l Ltd. – HSI R Bull CBBC Oct 2009 S	228,000,000	2009/03/23	2009/10/29	57.00
62612	KBC Fin Products Int'l Ltd. – HSI R Bear CBBC Sep 2009 O	188,000,000	2009/03/23	2009/09/29	47.00
62624	KBC Fin Products Int'l Ltd. – HSI R Bear CBBC Sep 2009 T	188,000,000	2009/03/23	2009/09/29	48.88
62613	KBC Fin Products Int'l Ltd. – HSI R Bear CBBC Oct 2009 Q	228,000,000	2009/03/23	2009/10/29	57.00
62614	SGA Societe Generale Acceptance N.V. – CLife R Bull CBBC Nov09C	100,000,000	2009/03/23	2009/11/30	37.00
62604	SGA Societe Generale Acceptance N.V. – HSI R Bull CBBC Sep09O	300,000,000	2009/03/23	2009/09/29	75.00
62605	SGA Societe Generale Acceptance N.V. – HSI R Bull CBBC Sep09P	300,000,000	2009/03/23	2009/09/29	75.00

Main Board Callable Bull/Bear Contracts

Code	Callable Bull/Bear Contracts	No. of issue (units)	Listing date	Expiry	Amount raised (HK\$ mil.)
62606	SGA Societe Generale Acceptance N.V. – HSI R Bull CBBC Sep09Q	300,000,000	2009/03/23	2009/09/29	75.00
62607	SGA Societe Generale Acceptance N.V. – HSI R Bull CBBC Sep09R	300,000,000	2009/03/23	2009/09/29	75.00
62626	UBS AG – China Mobile R Bull CBBC Oct 2009 E	300,000,000	2009/03/23	2009/10/27	75.00
62625	UBS AG – China Life R Bull CBBC Oct 2009 P	300,000,000	2009/03/23	2009/10/19	87.00
62627	UBS AG – HSBC R Bull CBBC Oct 2009 P	300,000,000	2009/03/23	2009/10/27	75.00
62608	UBS AG – HSCEI R Bull CBBC Oct 2009 C	300,000,000	2009/03/23	2009/10/29	75.00
62631	UBS AG – HSCEI R Bull CBBC Oct 2009 D	300,000,000	2009/03/23	2009/10/29	75.00
62609	UBS AG – HSI R Bull CBBC Sep 2009 M	500,000,000	2009/03/23	2009/09/29	125.00
62610	UBS AG – HSI R Bull CBBC Oct 2009 E	500,000,000	2009/03/23	2009/10/29	125.00
62611	UBS AG – HSI R Bull CBBC Oct 2009 L	500,000,000	2009/03/23	2009/10/29	125.00
62628	UBS AG – HSI R Bull CBBC Nov 2009 M	500,000,000	2009/03/23	2009/11/27	125.00
62629	UBS AG – HSI R Bear CBBC Sep 2009 R	500,000,000	2009/03/23	2009/09/29	125.00
62630	UBS AG – HSI R Bear CBBC Oct 2009 A	500,000,000	2009/03/23	2009/10/29	125.00
62716	BNP Paribas Arbit Issu B.V. – CC Bank R Bull CBBC Nov 2009 A	100,000,000	2009/03/24	2009/11/30	25.00
62720	BNP Paribas Arbit Issu B.V. – CC Bank R Bear CBBC Nov 2009 B	100,000,000	2009/03/24	2009/11/30	25.00
62670	BNP Paribas Arbit Issu B.V. – Ch Life R Bull CBBC Oct 2009 D	100,000,000	2009/03/24	2009/10/30	53.00
62671	BNP Paribas Arbit Issu B.V. – Ch Life R Bull CBBC Nov 2009 B	100,000,000	2009/03/24	2009/11/30	33.00
62674	BNP Paribas Arbit Issu B.V. – Ch Life R Bear CBBC Oct 2009 E	100,000,000	2009/03/24	2009/10/30	28.00
62669	BNP Paribas Arbit Issu B.V. – HKEx R Bull CBBC Nov 2009 A	100,000,000	2009/03/24	2009/11/30	25.00
62673	BNP Paribas Arbit Issu B.V. – HKEx R Bear CBBC Nov 2009 B	100,000,000	2009/03/24	2009/11/30	25.00
62672	BNP Paribas Arbit Issu B.V. – HSBC R Bull CBBC Nov 2009 E	200,000,000	2009/03/24	2009/11/30	50.00
62718	BNP Paribas Arbit Issu B.V. – HSBC R Bull CBBC Dec 2009 C	200,000,000	2009/03/24	2009/12/31	50.00
62676	BNP Paribas Arbit Issu B.V. – HSI R Bull CBBC Nov 2009 S	300,000,000	2009/03/24	2009/11/27	75.00
62677	BNP Paribas Arbit Issu B.V. – HSI R Bull CBBC Nov 2009 T	300,000,000	2009/03/24	2009/11/27	75.00
62678	BNP Paribas Arbit Issu B.V. – HSI R Bull CBBC Dec 2009 V	300,000,000	2009/03/24	2009/12/30	75.00
62717	BNP Paribas Arbit Issu B.V. – HSI R Bull CBBC Dec 2009 W	300,000,000	2009/03/24	2009/12/30	75.00
62675	BNP Paribas Arbit Issu B.V. – HSI R Bear CBBC Sep 2009 C	300,000,000	2009/03/24	2009/09/29	75.00
62722	Deutsche Bank AG – China Life R Bear CBBC Aug 2009 W	150,000,000	2009/03/24	2009/08/10	37.50
62724	Deutsche Bank AG – HKEx R Bear CBBC Aug 2009 D	150,000,000	2009/03/24	2009/08/03	37.50
62721	Deutsche Bank AG – HSI R Bull CBBC Oct 2009 D	300,000,000	2009/03/24	2009/10/29	75.00
62719	Deutsche Bank AG – HSI R Bull CBBC Oct 2009 U	300,000,000	2009/03/24	2009/10/29	84.00
62723	Deutsche Bank AG – HSI R Bear CBBC Oct 2009 A	300,000,000	2009/03/24	2009/10/29	114.00
62649	HK Bank – HSI R Bull CBBC Oct 2009 B	600,000,000	2009/03/24	2009/10/29	150.00
62654	HK Bank – HSI R Bull CBBC Oct 2009 C	600,000,000	2009/03/24	2009/10/29	150.00
62655	HK Bank – HSI R Bull CBBC Oct 2009 D	600,000,000	2009/03/24	2009/10/29	150.00
62694	KBC Fin Products Int'l Ltd. – China Life R Bull CBBC Aug 09F	168,000,000	2009/03/24	2009/08/14	68.88
62695	KBC Fin Products Int'l Ltd. – China Life R Bull CBBC Sep 09F	168,000,000	2009/03/24	2009/09/01	85.68
62696	KBC Fin Products Int'l Ltd. – China Life R Bull CBBC Oct 09B	148,000,000	2009/03/24	2009/10/09	96.20
62693	KBC Fin Products Int'l Ltd. – A50 China R Bull CBBC Sep 09B	208,000,000	2009/03/24	2009/09/10	52.00
62697	KBC Fin Products Int'l Ltd. – HKEx R Bull CBBC Aug 2009 D	328,000,000	2009/03/24	2009/08/03	82.00
62698	KBC Fin Products Int'l Ltd. – HKEx R Bull CBBC Oct 2009 A	328,000,000	2009/03/24	2009/10/15	98.40
62702	KBC Fin Products Int'l Ltd. – HKEx R Bear CBBC Sep 2009 C	258,000,000	2009/03/24	2009/09/15	98.04
62701	KBC Fin Products Int'l Ltd. – HKEx R Bear CBBC Oct 2009 B	328,000,000	2009/03/24	2009/10/02	98.40
62699	KBC Fin Products Int'l Ltd. – HSBC R Bull CBBC Oct 2009 D	138,000,000	2009/03/24	2009/10/15	34.50
62700	KBC Fin Products Int'l Ltd. – HSBC R Bull CBBC Nov 2009 B	138,000,000	2009/03/24	2009/11/03	34.50

Main Board Callable Bull/Bear Contracts

Code	Callable Bull/Bear Contracts	No. of issue (units)	Listing date	Expiry	Amount raised (HK\$ mil.)
62703	KBC Fin Products Int'l Ltd. – HSBC R Bear CBBC Oct 2009 E	138,000,000	2009/03/24	2009/10/08	40.02
62704	KBC Fin Products Int'l Ltd. – HSBC R Bear CBBC Nov 2009 C	138,000,000	2009/03/24	2009/11/02	34.50
62683	KBC Fin Products Int'l Ltd. – HSI R Bull CBBC Oct 2009 T	158,000,000	2009/03/24	2009/10/29	50.56
62684	KBC Fin Products Int'l Ltd. – HSI R Bull CBBC Nov 2009 H	188,000,000	2009/03/24	2009/11/27	58.28
62685	KBC Fin Products Int'l Ltd. – HSI R Bull CBBC Nov 2009 I	188,000,000	2009/03/24	2009/11/27	52.64
62686	KBC Fin Products Int'l Ltd. – HSI R Bull CBBC Nov 2009 J	188,000,000	2009/03/24	2009/11/27	52.64
62687	KBC Fin Products Int'l Ltd. – HSI R Bull CBBC Nov 2009 K	158,000,000	2009/03/24	2009/11/27	41.08
62688	KBC Fin Products Int'l Ltd. – HSI R Bull CBBC Nov 2009 L	158,000,000	2009/03/24	2009/11/27	44.24
62682	KBC Fin Products Int'l Ltd. – HSI R Bear CBBC Sep 2009 V	158,000,000	2009/03/24	2009/09/29	39.50
62689	KBC Fin Products Int'l Ltd. – HSI R Bear CBBC Oct 2009 U	188,000,000	2009/03/24	2009/10/29	50.76
62690	KBC Fin Products Int'l Ltd. – HSI R Bear CBBC Nov 2009 M	188,000,000	2009/03/24	2009/11/27	60.16
62691	KBC Fin Products Int'l Ltd. – HSI R Bear CBBC Nov 2009 N	188,000,000	2009/03/24	2009/11/27	50.76
62647	Macquarie Bank Ltd. – HSI R Bull CBBC Sep 2009 G	150,000,000	2009/03/24	2009/09/29	37.50
62656	SGA Societe Generale Acceptance N.V. – BOCm R Bear CBBC Oct09A	200,000,000	2009/03/24	2009/10/27	50.00
62662	SGA Societe Generale Acceptance N.V. – COVS R Bear CBBC Oct09C	100,000,000	2009/03/24	2009/10/27	42.00
62663	SGA Societe Generale Acceptance N.V. – CUni R Bull CBBC Oct09A	100,000,000	2009/03/24	2009/10/27	26.00
62661	SGA Societe Generale Acceptance N.V. – CCHC R Bull CBBC Oct09A	150,000,000	2009/03/24	2009/10/27	37.50
62660	SGA Societe Generale Acceptance N.V. – CCoal R Bear CBBC Oct09A	200,000,000	2009/03/24	2009/10/27	50.00
62657	SGA Societe Generale Acceptance N.V. – CLife R Bull CBBC Nov09D	100,000,000	2009/03/24	2009/11/30	37.00
62658	SGA Societe Generale Acceptance N.V. – CLife R Bear CBBC Nov09E	100,000,000	2009/03/24	2009/11/30	39.00
62659	SGA Societe Generale Acceptance N.V. – CLife R Bear CBBC Nov09F	100,000,000	2009/03/24	2009/11/30	50.00
62692	SGA Societe Generale Acceptance N.V. – CP&CC R Bull CBBC Nov09A	200,000,000	2009/03/24	2009/11/30	50.00
62667	SGA Societe Generale Acceptance N.V. – HKEx R Bull CBBC Sep09M	200,000,000	2009/03/24	2009/09/29	50.00
62664	SGA Societe Generale Acceptance N.V. – HSBC R Bull CBBC Oct09H	200,000,000	2009/03/24	2009/10/23	50.00
62665	SGA Societe Generale Acceptance N.V. – HSBC R Bear CBBC Oct09I	200,000,000	2009/03/24	2009/10/23	50.00
62666	SGA Societe Generale Acceptance N.V. – HSBC R Bear CBBC Oct09J	200,000,000	2009/03/24	2009/10/23	50.00
62648	SGA Societe Generale Acceptance N.V. – HSI R Bull CBBC Sep09S	300,000,000	2009/03/24	2009/09/29	75.00
62653	SGA Societe Generale Acceptance N.V. – HSI R Bear CBBC Sep09T	300,000,000	2009/03/24	2009/09/29	75.00
62668	SGA Societe Generale Acceptance NV – PingAn R Bear CBBC Oct09B	200,000,000	2009/03/24	2009/10/23	50.00
62705	UBS AG – BankComm R Bull CBBC Oct 2009 D	200,000,000	2009/03/24	2009/10/27	50.00
62707	UBS AG – CC Bank R Bull CBBC Dec 2009 A	200,000,000	2009/03/24	2009/12/14	50.00
62706	UBS AG – CCCCL R Bull CBBC Nov 2009 A	200,000,000	2009/03/24	2009/11/23	52.00
62709	UBS AG – CNOOC R Bull CBBC Oct 2009 F	200,000,000	2009/03/24	2009/10/19	50.00
62708	UBS AG – Sinopec Corp R Bull CBBC Oct 2009 B	200,000,000	2009/03/24	2009/10/27	50.00
62710	UBS AG – HKEx R Bull CBBC Oct 2009 G	300,000,000	2009/03/24	2009/10/27	75.00
62711	UBS AG – HSBC R Bull CBBC Oct 2009 Q	300,000,000	2009/03/24	2009/10/12	75.00
62679	UBS AG – HSCEI R Bull CBBC Oct 2009 E	300,000,000	2009/03/24	2009/10/29	75.00
62714	UBS AG – HSCEI R Bear CBBC Oct 2009 F	300,000,000	2009/03/24	2009/10/29	75.00
62680	UBS AG – HSI R Bull CBBC Nov 2009 E	500,000,000	2009/03/24	2009/11/27	125.00
62681	UBS AG – HSI R Bull CBBC Nov 2009 F	500,000,000	2009/03/24	2009/11/27	125.00
62715	UBS AG – HSI R Bear CBBC Oct 2009 H	500,000,000	2009/03/24	2009/10/29	125.00
62712	UBS AG – ICBC R Bull CBBC Nov 2009 A	200,000,000	2009/03/24	2009/11/23	50.00
62713	UBS AG – SHK Ppt R Bull CBBC Oct 2009 D	200,000,000	2009/03/24	2009/10/27	50.00
62755	Deutsche Bank AG – CC Bank R Bull CBBC Aug 2009 E	150,000,000	2009/03/25	2009/08/03	37.50
62757	Deutsche Bank AG – HSBC R Bull CBBC Sep 2009 E	150,000,000	2009/03/25	2009/09/14	37.50

Main Board Callable Bull/Bear Contracts

Code	Callable Bull/Bear Contracts	No. of issue (units)	Listing date	Expiry	Amount raised (HK\$ mil.)
62756	Deutsche Bank AG – HSI R Bear CBBC Oct 2009 H	300,000,000	2009/03/25	2009/10/29	75.00
62741	Goldman Sachs SP (Asia) – HSI R Bull CBBC Sep 2009 D	200,000,000	2009/03/25	2009/09/29	50.00
62742	Goldman Sachs SP (Asia) – HSI R Bull CBBC Sep 2009 E	200,000,000	2009/03/25	2009/09/29	50.00
62743	Goldman Sachs SP (Asia) – HSI R Bull CBBC Sep 2009 F	200,000,000	2009/03/25	2009/09/29	50.00
62747	Goldman Sachs SP (Asia) – HSI R Bear CBBC Sep 2009 G	200,000,000	2009/03/25	2009/09/29	50.00
62748	Goldman Sachs SP (Asia) – HSI R Bear CBBC Sep 2009 H	200,000,000	2009/03/25	2009/09/29	58.00
62737	KBC Fin Products Int'l Ltd. – Ch Life R Bear CBBC Sep 2009 G	168,000,000	2009/03/25	2009/09/18	72.24
62733	KBC Fin Products Int'l Ltd. – HSCEI R Bull CBBC Sep 2009 D	268,000,000	2009/03/25	2009/09/29	67.00
62734	KBC Fin Products Int'l Ltd. – HSCEI R Bull CBBC Sep 2009 E	268,000,000	2009/03/25	2009/09/29	67.00
62735	KBC Fin Products Int'l Ltd. – HSCEI R Bull CBBC Oct 2009 D	268,000,000	2009/03/25	2009/10/29	69.68
62736	KBC Fin Products Int'l Ltd. – HSCEI R Bull CBBC Oct 2009 E	268,000,000	2009/03/25	2009/10/29	67.00
62738	KBC Fin Products Int'l Ltd. – HSCEI R Bear CBBC Sep 2009 F	268,000,000	2009/03/25	2009/09/29	67.00
62739	KBC Fin Products Int'l Ltd. – HSCEI R Bear CBBC Oct 2009 F	238,000,000	2009/03/25	2009/10/29	95.20
62740	KBC Fin Products Int'l Ltd. – HSCEI R Bear CBBC Dec 2009 B	208,000,000	2009/03/25	2009/12/30	89.44
62725	Macquarie Bank Ltd. – HSI R Bull CBBC Dec 2009 C	150,000,000	2009/03/25	2009/12/30	37.50
62726	Macquarie Bank Ltd. – HSI R Bear CBBC Sep 2009 H	150,000,000	2009/03/25	2009/09/29	37.50
62729	SGA Societe Generale Acceptance N.V. – CMob R Bull CBBC Dec09A	200,000,000	2009/03/25	2009/12/21	56.00
62730	SGA Societe Generale Acceptance N.V. – CUni R Bear CBBC Dec09A	100,000,000	2009/03/25	2009/12/21	44.00
62727	SGA Societe Generale Acceptance N.V. – CCB R Bull CBBC Nov09A	200,000,000	2009/03/25	2009/11/30	50.00
62728	SGA Societe Generale Acceptance N.V. – CCHC R Bear CBBC Dec09A	100,000,000	2009/03/25	2009/12/21	27.00
62731	SGA Societe Generale Acceptance N.V. – PetCh R Bull CBBC Oct09I	200,000,000	2009/03/25	2009/10/05	50.00
62732	SGA Societe Generale Acceptance N.V. – TCH R Bear CBBC Dec09A	100,000,000	2009/03/25	2009/12/21	30.00
62744	UBS AG – HSBC R Bull CBBC Oct 2009 R	300,000,000	2009/03/25	2009/10/27	75.00
62745	UBS AG – HSI R Bull CBBC Jul 2009 A	500,000,000	2009/03/25	2009/07/30	125.00
62746	UBS AG – HSI R Bull CBBC Jul 2009 B	500,000,000	2009/03/25	2009/07/30	125.00
62749	UBS AG – HSI R Bull CBBC Jul 2009 C	500,000,000	2009/03/25	2009/07/30	125.00
62750	UBS AG – HSI R Bull CBBC Jul 2009 D	500,000,000	2009/03/25	2009/07/30	125.00
62751	UBS AG – HSI R Bull CBBC Jul 2009 H	500,000,000	2009/03/25	2009/07/30	125.00
62752	UBS AG – HSI R Bull CBBC Jul 2009 I	500,000,000	2009/03/25	2009/07/30	125.00
62753	UBS AG – HSI R Bull CBBC Jul 2009 J	500,000,000	2009/03/25	2009/07/30	125.00
62754	UBS AG – HSI R Bull CBBC Jul 2009 L	500,000,000	2009/03/25	2009/07/30	125.00
62758	UBS AG – HSI R Bear CBBC Jul 2009 M	500,000,000	2009/03/25	2009/07/30	125.00
62759	UBS AG – HSI R Bear CBBC Jul 2009 N	500,000,000	2009/03/25	2009/07/30	125.00
62760	UBS AG – HSI R Bear CBBC Jul 2009 T	500,000,000	2009/03/25	2009/07/30	125.00
62761	UBS AG – HSI R Bear CBBC Jul 2009 U	500,000,000	2009/03/25	2009/07/30	125.00
62762	UBS AG – HSI R Bear CBBC Jul 2009 V	500,000,000	2009/03/25	2009/07/30	125.00
62763	UBS AG – HSI R Bear CBBC Jul 2009 W	500,000,000	2009/03/25	2009/07/30	125.00
62764	UBS AG – HSI R Bear CBBC Jul 2009 X	500,000,000	2009/03/25	2009/07/30	125.00
62765	ABN AMRO Bank N.V. – DJIA R Bull CBBC Sep 2009 E	80,000,000	2009/03/26	2009/09/18	45.68
62769	ABN AMRO Bank N.V. – DJIA R Bear CBBC Sep 2009 F	80,000,000	2009/03/26	2009/09/18	37.36
62770	ABN AMRO Bank N.V. – DJIA R Bear CBBC Sep 2009 G	80,000,000	2009/03/26	2009/09/18	56.16
62778	BNP Paribas Arbit Issu B.V. – HSI R Bear CBBC Sep 2009 B	300,000,000	2009/03/26	2009/09/29	75.00
62779	BNP Paribas Arbit Issu B.V. – HSI R Bear CBBC Sep 2009 E	300,000,000	2009/03/26	2009/09/29	75.00
62767	HK Bank – HSI R Bull CBBC Oct 2009 E	380,000,000	2009/03/26	2009/10/29	95.00
62768	HK Bank – HSI R Bull CBBC Dec 2009 A	380,000,000	2009/03/26	2009/12/30	95.00

Main Board Callable Bull/Bear Contracts

Code	Callable Bull/Bear Contracts	No. of issue (units)	Listing date	Expiry	Amount raised (HK\$ mil.)
62772	HK Bank – HSI R Bull CBBC Dec 2009 B	380,000,000	2009/03/26	2009/12/30	95.00
62773	HK Bank – HSI R Bear CBBC Oct 2009 F	380,000,000	2009/03/26	2009/10/29	95.00
62785	KBC Fin Products Int'l Ltd. – HSI R Bull CBBC Jul 2009 R	158,000,000	2009/03/26	2009/07/30	39.50
62786	KBC Fin Products Int'l Ltd. – HSI R Bull CBBC Jul 2009 S	158,000,000	2009/03/26	2009/07/30	39.50
62790	KBC Fin Products Int'l Ltd. – HSI R Bear CBBC Jul 2009 T	158,000,000	2009/03/26	2009/07/30	50.56
62791	KBC Fin Products Int'l Ltd. – HSI R Bear CBBC Jul 2009 U	158,000,000	2009/03/26	2009/07/30	61.62
62766	SGA Societe Generale Acceptance N.V. – HSI R Bull CBBC Sep09U	300,000,000	2009/03/26	2009/09/29	75.00
62771	SGA Societe Generale Acceptance N.V. – HSI R Bear CBBC Sep09V	300,000,000	2009/03/26	2009/09/29	75.00
62780	UBS AG – CC Bank R Bear CBBC Dec 2009 B	200,000,000	2009/03/26	2009/12/14	50.00
62781	UBS AG – China Life R Bull CBBC Oct 2009 Q	300,000,000	2009/03/26	2009/10/19	75.00
62782	UBS AG – A50 China R Bull CBBC Nov 2009 J	300,000,000	2009/03/26	2009/11/23	75.00
62774	UBS AG – HSI R Bull CBBC Nov 2009 L	500,000,000	2009/03/26	2009/11/27	125.00
62775	UBS AG – HSI R Bull CBBC Nov 2009 O	500,000,000	2009/03/26	2009/11/27	125.00
62776	UBS AG – HSI R Bull CBBC Nov 2009 R	500,000,000	2009/03/26	2009/11/27	125.00
62777	UBS AG – HSI R Bull CBBC Nov 2009 T	500,000,000	2009/03/26	2009/11/27	125.00
62783	UBS AG – Ping An R Bear CBBC Oct 2009 E	200,000,000	2009/03/26	2009/10/27	50.00
62784	UBS AG – Ping An R Bear CBBC Oct 2009 F	200,000,000	2009/03/26	2009/10/27	50.00
62802	Deutsche Bank AG – HSBC R Bear CBBC Sep 2009 F	150,000,000	2009/03/27	2009/09/14	37.50
62801	Deutsche Bank AG – HSI R Bear CBBC Nov 2009 G	300,000,000	2009/03/27	2009/11/27	75.00
62798	Deutsche Bank AG – HSI R Bear CBBC Nov 2009 P	300,000,000	2009/03/27	2009/11/27	75.00
62800	Deutsche Bank AG – HSI R Bear CBBC Nov 2009 S	300,000,000	2009/03/27	2009/11/27	75.00
62792	CC Rabobank B.A. – A50 China R Bull CBBC Nov 2009 A	120,000,000	2009/03/27	2009/11/27	30.00
62796	CC Rabobank B.A. – A50 China R Bear CBBC Nov 2009 B	120,000,000	2009/03/27	2009/11/27	43.20
62793	CC Rabobank B.A. – HSCEI R Bull CBBC Dec 2009 C	200,000,000	2009/03/27	2009/12/30	50.00
62797	CC Rabobank B.A. – HSCEI R Bear CBBC Dec 2009 D	200,000,000	2009/03/27	2009/12/30	50.00
62794	CC Rabobank B.A. – HSI R Bull CBBC Oct 2009 B	108,000,000	2009/03/27	2009/10/29	27.00
62795	CC Rabobank B.A. – HSI R Bull CBBC Oct 2009 C	108,000,000	2009/03/27	2009/10/29	27.00
62787	SGA Societe Generale Acceptance N.V. – CRail R Bear CBBC Dec09B	200,000,000	2009/03/27	2009/12/30	50.00
62789	SGA Societe Generale Acceptance N.V. – A50 R Bull CBBC Oct09B	200,000,000	2009/03/27	2009/10/23	50.00
62788	SGA Societe Generale Acceptance N.V. – HKEx R Bull CBBC Sep09N	200,000,000	2009/03/27	2009/09/29	50.00
62799	UBS AG – China Mobile R Bear CBBC Nov 2009 A	300,000,000	2009/03/27	2009/11/16	75.00
62842	Deutsche Bank AG – China Life R Bull CBBC Aug 2009 U	150,000,000	2009/03/30	2009/08/31	37.50
62843	Deutsche Bank AG – CNOOC R Bull CBBC Aug 2009 E	150,000,000	2009/03/30	2009/08/17	37.50
62821	Deutsche Bank AG – HSI R Bull CBBC Dec 2009 A	300,000,000	2009/03/30	2009/12/30	81.00
62822	Deutsche Bank AG – HSI R Bull CBBC Dec 2009 B	300,000,000	2009/03/30	2009/12/30	75.00
62844	Deutsche Bank AG – HSI R Bull CBBC Dec 2009 C	300,000,000	2009/03/30	2009/12/30	81.00
62845	Deutsche Bank AG – HSI R Bull CBBC Dec 2009 D	300,000,000	2009/03/30	2009/12/30	75.00
62846	Deutsche Bank AG – HSI R Bear CBBC Dec 2009 E	300,000,000	2009/03/30	2009/12/30	114.00
62847	Deutsche Bank AG – HSI R Bear CBBC Dec 2009 F	300,000,000	2009/03/30	2009/12/30	126.00
62848	Deutsche Bank AG – HSI R Bear CBBC Dec 2009 G	300,000,000	2009/03/30	2009/12/30	144.00
62841	Goldman Sachs SP (Asia) – HSI R Bull CBBC Oct 2009 B	200,000,000	2009/03/30	2009/10/29	50.00
62839	KBC Fin Products Int'l Ltd. – China Life R Bull CBBC Sep 09H	168,000,000	2009/03/30	2009/09/10	67.20
62840	KBC Fin Products Int'l Ltd. – Ch Life R Bear CBBC Oct 2009 C	168,000,000	2009/03/30	2009/10/02	70.56
62838	KBC Fin Products Int'l Ltd. – A50 China R Bull CBBC Oct 09 B	208,000,000	2009/03/30	2009/10/16	52.00
62836	KBC Fin Products Int'l Ltd. – HSI R Bull CBBC Aug 2009 V	188,000,000	2009/03/30	2009/08/28	47.00

Main Board Callable Bull/Bear Contracts

Code	Callable Bull/Bear Contracts	No. of issue (units)	Listing date	Expiry	Amount raised (HK\$ mil.)
62837	KBC Fin Products Int'l Ltd. – HSI R Bull CBBC Aug 2009 Y	158,000,000	2009/03/30	2009/08/28	39.50
62823	KBC Fin Products Int'l Ltd. – HSI R Bear CBBC Aug 2009 Z	158,000,000	2009/03/30	2009/08/28	39.50
62824	KBC Fin Products Int'l Ltd. – HSI R Bear CBBC Sep 2009 N	188,000,000	2009/03/30	2009/09/29	47.00
62803	SGA Societe Generale Acceptance N.V. – BOCL R Bull CBBC Oct09B	200,000,000	2009/03/30	2009/10/30	50.00
62808	SGA Societe Generale Acceptance N.V. – COVS R Bull CBBC Oct09D	100,000,000	2009/03/30	2009/10/27	36.00
62809	SGA Societe Generale Acceptance N.V. – CTel R Bull CBBC Oct09A	150,000,000	2009/03/30	2009/10/27	37.50
62805	SGA Societe Generale Acceptance N.V. – CCCCL R Bull CBBC Sep09C	100,000,000	2009/03/30	2009/09/28	25.00
62806	SGA Societe Generale Acceptance N.V. – CCoal R Bull CBBC Oct09B	200,000,000	2009/03/30	2009/10/27	50.00
62804	SGA Societe Generale Acceptance N.V. – CK(H) R Bull CBBC Oct09C	150,000,000	2009/03/30	2009/10/27	37.50
62807	SGA Societe Generale Acceptance N.V. – CMB R Bull CBBC Oct09A	100,000,000	2009/03/30	2009/10/27	42.00
62810	SGA Societe Generale Acceptance N.V. – CNOOC R Bull CBBC Sep09A	200,000,000	2009/03/30	2009/09/30	50.00
62813	SGA Societe Generale Acceptance NV – HSCEI R Bull CBBC Oct09A	200,000,000	2009/03/30	2009/10/29	50.00
62814	SGA Societe Generale Acceptance NV – HSCEI R Bull CBBC Oct09B	200,000,000	2009/03/30	2009/10/29	50.00
62815	SGA Societe Generale Acceptance NV – HSCEI R Bull CBBC Oct09C	200,000,000	2009/03/30	2009/10/29	50.00
62816	SGA Societe Generale Acceptance NV – HSCEI R Bull CBBC Oct09D	200,000,000	2009/03/30	2009/10/29	50.00
62817	SGA Societe Generale Acceptance NV – HSCEI R Bear CBBC Oct09E	200,000,000	2009/03/30	2009/10/29	50.00
62818	SGA Societe Generale Acceptance NV – HSCEI R Bear CBBC Oct09F	200,000,000	2009/03/30	2009/10/29	50.00
62819	SGA Societe Generale Acceptance NV – HSCEI R Bear CBBC Oct09G	200,000,000	2009/03/30	2009/10/29	50.00
62820	SGA Societe Generale Acceptance NV – HSCEI R Bear CBBC Oct09H	200,000,000	2009/03/30	2009/10/29	50.00
62811	SGA Societe Generale Acceptance NV – PingAn R Bull CBBC Oct09C	200,000,000	2009/03/30	2009/10/23	50.00
62812	SGA Societe Generale Acceptance N.V. – TCH R Bull CBBC Dec09B	150,000,000	2009/03/30	2009/12/21	37.50
62831	UBS AG – China Mobile R Bull CBBC Nov 2009 B	300,000,000	2009/03/30	2009/11/16	75.00
62830	UBS AG – Cheung Kong R Bull CBBC Nov 2009 F	200,000,000	2009/03/30	2009/11/16	50.00
62833	UBS AG – CNOOC R Bull CBBC Oct 2009 G	200,000,000	2009/03/30	2009/10/19	50.00
62832	UBS AG – China Shenhua R Bull CBBC Oct 2009 D	200,000,000	2009/03/30	2009/10/27	70.00
62826	UBS AG – HSI R Bull CBBC Jul 2009 K	500,000,000	2009/03/30	2009/07/30	125.00
62827	UBS AG – HSI R Bull CBBC Jul 2009 R	500,000,000	2009/03/30	2009/07/30	125.00
62829	UBS AG – HSI R Bull CBBC Oct 2009 A	500,000,000	2009/03/30	2009/10/29	125.00
62828	UBS AG – HSI R Bull CBBC Oct 2009 Z	500,000,000	2009/03/30	2009/10/29	125.00
62825	UBS AG – HSI R Bear CBBC Sep 2009 R	500,000,000	2009/03/30	2009/09/29	125.00
62834	UBS AG – Petrochina R Bull CBBC Oct 2009 G	300,000,000	2009/03/30	2009/10/19	75.00
62835	UBS AG – SHK Ppt R Bull CBBC Oct 2009 E	200,000,000	2009/03/30	2009/10/27	50.00
61952 #	SGA Societe Generale Acceptance N.V. – HSI R Bear CBBC Sep09B	200,000,000	2009/03/30	2009/09/29	21.80
62925	ABN AMRO Bank N.V. – HSI R Bull CBBC Oct 2009 A	250,000,000	2009/03/31	2009/10/29	62.50
62926	ABN AMRO Bank N.V. – HSI R Bull CBBC Oct 2009 B	250,000,000	2009/03/31	2009/10/29	62.50
62927	ABN AMRO Bank N.V. – HSI R Bull CBBC Oct 2009 C	250,000,000	2009/03/31	2009/10/29	62.50
62849	ABN AMRO Bank N.V. – Nikkei 225 R Bull CBBC Sep 2009 B	80,000,000	2009/03/31	2009/09/11	20.08
62853	ABN AMRO Bank N.V. – Nikkei 225 R Bear CBBC Sep 2009 C	80,000,000	2009/03/31	2009/09/11	20.00
62854	ABN AMRO Bank N.V. – Nikkei 225 R Bear CBBC Sep 2009 D	80,000,000	2009/03/31	2009/09/11	20.16
62877	BNP Paribas Arbit Issu B.V. – HSI R Bull CBBC Nov 2009 U	300,000,000	2009/03/31	2009/11/27	75.00
62878	BNP Paribas Arbit Issu B.V. – HSI R Bull CBBC Nov 2009 V	300,000,000	2009/03/31	2009/11/27	75.00
62879	BNP Paribas Arbit Issu B.V. – HSI R Bull CBBC Nov 2009 W	300,000,000	2009/03/31	2009/11/27	75.00
62891	Deutsche Bank AG – China Life R Bear CBBC Aug 2009 I	150,000,000	2009/03/31	2009/08/31	108.00
62892	Deutsche Bank AG – China Life R Bear CBBC Aug 2009 J	150,000,000	2009/03/31	2009/08/31	168.00
62893	Deutsche Bank AG – Sinopec Corp R Bull CBBC Aug 2009 F	150,000,000	2009/03/31	2009/08/10	37.50

Main Board Callable Bull/Bear Contracts

Code	Callable Bull/Bear Contracts	No. of issue (units)	Listing date	Expiry	Amount raised (HK\$ mil.)
62895	Deutsche Bank AG – A50 China R Bull CBBC Aug 2009 F	150,000,000	2009/03/31	2009/08/10	37.50
62896	Deutsche Bank AG – A50 China R Bull CBBC Aug 2009 G	150,000,000	2009/03/31	2009/08/10	37.50
62924	Deutsche Bank AG – A50 China R Bear CBBC Aug 2009 H	150,000,000	2009/03/31	2009/08/10	60.00
62894	Deutsche Bank AG – HKEx R Bull CBBC Aug 2009 E	150,000,000	2009/03/31	2009/08/03	37.50
62923	Deutsche Bank AG – HSBC R Bull CBBC Sep 2009 G	150,000,000	2009/03/31	2009/09/14	37.50
62888	Deutsche Bank AG – HSI R Bull CBBC Dec 2009 H	300,000,000	2009/03/31	2009/12/30	75.00
62920	Deutsche Bank AG – HSI R Bull CBBC Dec 2009 K	300,000,000	2009/03/31	2009/12/30	84.00
62921	Deutsche Bank AG – HSI R Bull CBBC Dec 2009 L	300,000,000	2009/03/31	2009/12/30	75.00
62922	Deutsche Bank AG – HSI R Bull CBBC Dec 2009 M	300,000,000	2009/03/31	2009/12/30	75.00
62889	Deutsche Bank AG – HSI R Bear CBBC Dec 2009 I	300,000,000	2009/03/31	2009/12/30	90.00
62890	Deutsche Bank AG – HSI R Bear CBBC Dec 2009 J	300,000,000	2009/03/31	2009/12/30	105.00
62897	Deutsche Bank AG – Petrochina R Bull CBBC Aug 2009 D	150,000,000	2009/03/31	2009/08/10	37.50
62850	HK Bank – HSI R Bull CBBC Dec 2009 C	380,000,000	2009/03/31	2009/12/30	95.00
62851	HK Bank – HSI R Bull CBBC Dec 2009 D	380,000,000	2009/03/31	2009/12/30	95.00
62855	HK Bank – HSI R Bear CBBC Dec 2009 E	380,000,000	2009/03/31	2009/12/30	95.00
62886	KBC Fin Products Int'l Ltd. – CC Bank R Bear CBBC Oct 2009 A	218,000,000	2009/03/31	2009/10/08	54.50
62882	KBC Fin Products Int'l Ltd. – CP&CC R Bull CBBC Aug 2009 B	208,000,000	2009/03/31	2009/08/03	60.32
62883	KBC Fin Products Int'l Ltd. – CP&CC R Bull CBBC Aug 2009 C	208,000,000	2009/03/31	2009/08/12	52.00
62884	KBC Fin Products Int'l Ltd. – CP&CC R Bull CBBC Oct 2009 A	208,000,000	2009/03/31	2009/10/08	56.16
62887	KBC Fin Products Int'l Ltd. – CP&CC R Bear CBBC Aug 2009 D	208,000,000	2009/03/31	2009/08/05	52.00
62885	KBC Fin Products Int'l Ltd. – CP&CC R Bear CBBC Sep 2009 A	208,000,000	2009/03/31	2009/09/01	74.88
62911	KBC Fin Products Int'l Ltd. – HSI R Bull CBBC Sep 2009 V	158,000,000	2009/03/31	2009/09/29	39.50
62913	KBC Fin Products Int'l Ltd. – HSI R Bull CBBC Oct 2009 L	188,000,000	2009/03/31	2009/10/29	47.00
62912	KBC Fin Products Int'l Ltd. – HSI R Bull CBBC Oct 2009 M	188,000,000	2009/03/31	2009/10/29	47.00
62898	KBC Fin Products Int'l Ltd. – HSI R Bear CBBC Aug 2009 P	158,000,000	2009/03/31	2009/08/28	52.14
62880	KBC Fin Products Int'l Ltd. – HSI R Bear CBBC Aug 2009 T	188,000,000	2009/03/31	2009/08/28	47.00
62881	KBC Fin Products Int'l Ltd. – HSI R Bear CBBC Sep 2009 O	158,000,000	2009/03/31	2009/09/29	50.56
62899	KBC Fin Products Int'l Ltd. – HSI R Bear CBBC Sep 2009 T	158,000,000	2009/03/31	2009/09/29	66.36
62900	KBC Fin Products Int'l Ltd. – HSI R Bear CBBC Oct 2009 Z	158,000,000	2009/03/31	2009/10/29	79.00
62852	Macquarie Bank Ltd. – SHK Ppt R Bull CBBC Dec 2009 A	100,000,000	2009/03/31	2009/12/30	25.00
62856	SGA Societe Generale Acceptance N.V. – BOCOM R Bull CBBC Nov09A	200,000,000	2009/03/31	2009/11/30	50.00
62860	SGA Societe Generale Acceptance N.V. – CCB R Bull CBBC Nov09B	200,000,000	2009/03/31	2009/11/30	50.00
62864	SGA Societe Generale Acceptance N.V. – CCB R Bear CBBC Nov09C	200,000,000	2009/03/31	2009/11/30	50.00
62859	SGA Societe Generale Acceptance N.V. – CCCCL R Bear CBBC Sep09D	100,000,000	2009/03/31	2009/09/28	29.00
62858	SGA Societe Generale Acceptance N.V. – CCoal R Bear CBBC Oct09C	100,000,000	2009/03/31	2009/10/27	25.00
62857	SGA Societe Generale Acceptance N.V. – CK(H) R Bear CBBC Oct09D	150,000,000	2009/03/31	2009/10/27	37.50
62861	SGA Societe Generale Acceptance N.V. – CLife R Bull CBBC Nov09G	100,000,000	2009/03/31	2009/11/30	25.00
62862	SGA Societe Generale Acceptance N.V. – CRail R Bull CBBC Nov09A	200,000,000	2009/03/31	2009/11/30	50.00
62865	SGA Societe Generale Acceptance N.V. – HSI R Bull CBBC Oct09A	300,000,000	2009/03/31	2009/10/29	75.00
62866	SGA Societe Generale Acceptance N.V. – HSI R Bull CBBC Oct09B	300,000,000	2009/03/31	2009/10/29	75.00
62867	SGA Societe Generale Acceptance N.V. – HSI R Bear CBBC Oct09C	300,000,000	2009/03/31	2009/10/29	75.00
62868	SGA Societe Generale Acceptance N.V. – HSI R Bear CBBC Oct09D	300,000,000	2009/03/31	2009/10/29	75.00
62869	SGA Societe Generale Acceptance N.V. – HSI R Bear CBBC Oct09E	300,000,000	2009/03/31	2009/10/29	75.00
62863	SGA Societe Generale Acceptance N.V. – ICBC R Bull CBBC Sep09C	200,000,000	2009/03/31	2009/09/28	50.00
62914	UBS AG – Cheung Kong R Bull CBBC Nov 2009 G	200,000,000	2009/03/31	2009/11/16	50.00

Main Board Callable Bull/Bear Contracts

Code	Callable Bull/Bear Contracts	No. of issue (units)	Listing date	Expiry	Amount raised (HK\$ mil.)
62905	UBS AG – China Life R Bull CBBC Oct 2009 R	300,000,000	2009/03/31	2009/10/19	75.00
62906	UBS AG – CNOOC R Bull CBBC Oct 2009 H	200,000,000	2009/03/31	2009/10/19	50.00
62910	UBS AG – A50 China R Bull CBBC Nov 2009 K	300,000,000	2009/03/31	2009/11/23	75.00
62907	UBS AG – HKEx R Bull CBBC Oct 2009 H	300,000,000	2009/03/31	2009/10/27	75.00
62915	UBS AG – HS Bank R Bull CBBC Dec 2009 E	200,000,000	2009/03/31	2009/12/14	50.00
62908	UBS AG – HSBC R Bull CBBC Oct 2009 S	300,000,000	2009/03/31	2009/10/19	75.00
62870	UBS AG – HSCEI R Bull CBBC Oct 2009 G	300,000,000	2009/03/31	2009/10/29	75.00
62876	UBS AG – HSCEI R Bear CBBC Oct 2009 H	300,000,000	2009/03/31	2009/10/29	75.00
62918	UBS AG – HSI R Bull CBBC Jul 2009 S	500,000,000	2009/03/31	2009/07/30	125.00
62919	UBS AG – HSI R Bull CBBC Oct 2009 H	500,000,000	2009/03/31	2009/10/29	125.00
62902	UBS AG – HSI R Bull CBBC Nov 2009 P	500,000,000	2009/03/31	2009/11/27	125.00
62873	UBS AG – HSI R Bull CBBC Nov 2009 S	500,000,000	2009/03/31	2009/11/27	125.00
62871	UBS AG – HSI R Bull CBBC Nov 2009 U	500,000,000	2009/03/31	2009/11/27	125.00
62901	UBS AG – HSI R Bull CBBC Nov 2009 V	500,000,000	2009/03/31	2009/11/27	125.00
62903	UBS AG – HSI R Bull CBBC Nov 2009 W	500,000,000	2009/03/31	2009/11/27	125.00
62872	UBS AG – HSI R Bull CBBC Nov 2009 Y	500,000,000	2009/03/31	2009/11/27	125.00
62904	UBS AG – HSI R Bear CBBC Sep 2009 X	500,000,000	2009/03/31	2009/09/29	125.00
62875	UBS AG – HSI R Bear CBBC Oct 2009 F	500,000,000	2009/03/31	2009/10/29	125.00
62874	UBS AG – HSI R Bear CBBC Oct 2009 R	500,000,000	2009/03/31	2009/10/29	125.00
62916	UBS AG – Hutchison R Bull CBBC Nov 2009 A	200,000,000	2009/03/31	2009/11/16	50.00
62909	UBS AG – Ping An R Bull CBBC Oct 2009 G	200,000,000	2009/03/31	2009/10/27	50.00
62917	UBS AG – SHK Ppt R Bull CBBC Oct 2009 F	200,000,000	2009/03/31	2009/10/27	50.00
Total					129,192.54

ELI/Trading Only Stocks Trading Statistics

Equity Linked Instrument Trading Statistics

		No. of issues	Turnover value (HK\$ mil.)
2008	Q1	–	–
	Q2	–	–
	Q3	–	–
	Q4	–	–
2009	Q1	–	–

NASDAQ Stocks

		No. of issues	Turnover value (HK\$ mil.)
2008	Q1	7	0.41
	Q2	7	0.57
	Q3	7	0.38
	Q4	7	0.17
2009	Q1	7	0.42

iShares

		No. of issues	Turnover value (HK\$ mil.)
2008	Q1	2	0.00
	Q2	2	0.00
	Q3	2	0.00
	Q4	2	0.00
2009	Q1	2	0.00

GEM Equities

Equity Turnover – GEM

		Share (Mil. shs)	Value (HK\$ mil.)	No. of deals
2008	Q1	60,007.62	21,381.98	530,401
	Q2	53,824.67	17,443.28	476,011
	Q3	27,661.67	9,188.57	240,766
	Q4	19,999.04	4,070.24	147,424
2009	Q1	23,051.11	4,192.12	153,505

Equity Trading Statistics – GEM

		No. of trading days	Average daily turnover (HK\$ mil.)	Average value per deal
2008	Q1	60	356.37	40,313
	Q2	61	285.96	36,645
	Q3	62	148.20	38,164
	Q4	62	65.65	27,609
2009	Q1	60	69.87	27,309

20 Most Advanced GEM Stocks

for 1st quarter 2009

Rank	Code	Stock	Closing price		% up
			End of Mar 2009	End of Dec 2008	
1	08116	NEOLINK CYBER	0.081	0.031	161.29
2	08103	TAI SHING	0.350	0.140	150.00
3	08153	CCCTV GROUP	0.250	0.120	108.33
4	08118	INT'L ENT	1.490	0.760	96.05
5	08231	FUDANZHANGJIANG	0.500	0.280	78.57
6	08079	B.A.L. HOLD	0.275	0.155 A	77.42
7	08150	FAST SYSTEMS	1.060	0.610	73.77
8	08112	DETEAM CO LTD	0.550	0.320	71.88
9	08161	CHINALOTSYNERGY	0.210	0.125	68.00
10	08047	PALMPAY CHINA	0.206	0.130	58.46
11	08032	G CHINA TECH	0.038	0.024	58.33
12	08171	CHINA TRENDS	0.117	0.077	51.95
13	08290	TIANJINTIANLIAN	0.620	0.410	51.22
14	08279	AGTECH HOLDINGS	0.148	0.100	48.00
15	08069	TONG REN TANG	9.090	6.300	44.29
16	08102	SHANGHAI FUDAN	0.470	0.330	42.42
17	08065	SINO HAIJING	0.320	0.225	42.22
18	08046	HENG XIN CHINA	0.455	0.320	42.19
19	08306	CH NONFERROUS	0.540	0.385	40.26
20	08236	POWERLEADER	0.140	0.100	40.00

A Adjusted

GEM Equities

20 Most Declined GEM Stocks

for 1st quarter 2009

Rank	Code	Stock	Closing price		% up
			End of Mar 2009	End of Dec 2008	
1	08053	CH ELEC POWER	0.152	0.393 A	-61.32
2	08167	BIG MEDIA	0.075	0.189	-60.32
3	08156	CHINA VANGUARD	0.237	0.520	-54.42
4	08130	BRILLIANT ARTS	0.020	0.042 A	-52.38
5	08272	BYFORD INT'L	0.190	0.380	-50.00
6	08173	INTELLI-MEDIA	0.054	0.105	-48.57
7	08250	CORE HEALTHCARE	0.034	0.066	-48.48
8	08212	APTUS HOLDINGS	0.260	0.485	-46.39
9	08108	FAVA INT'L	0.051	0.094	-45.74
10	08317	FINET GROUP	0.069	0.125	-44.80
11	08006	CHINA.COM	3.140	5.330	-41.09
12	08071	CHINA METAL RES	0.036	0.058	-37.93
13	08172	GOLIFE CONCEPTS	0.023	0.037	-37.84
14	08007	DIGITALHONGKONG	0.130	0.200	-35.00
15	08175	CHI DIGITAL LIC	0.059	0.090	-34.44
16	08165	JIAN EPAYMENT	0.165	0.250	-34.00
17	08198	MELCOLOT	0.186	0.280	-33.57
18	08166	LINEFAN TECH	0.670	1.000	-33.00
19	08192	UURG CORP	0.113	0.165	-31.52
20	08253	TIANYUAN	0.218	0.300	-27.33

A Adjusted

GEM Equities

20 Most Active GEM Stocks by Value

for 1st quarter 2009

Rank	Code	Stock	Turnover (HK\$ mil.)	% of total
1	08199	WEIGAO GROUP	928.23	22.14
2	08277	WUMART	409.98	9.78
3	08150	FAST SYSTEMS	336.22	8.02
4	08180	GOLDEN MEDITECH	281.18	6.71
5	08285	EVOC	144.58	3.45
6	08046	HENG XIN CHINA	139.01	3.32
7	08259	ANDRE JUICE	136.50	3.26
8	08089	C RAILLOGISTICS	126.38	3.01
9	08202	INNO-TECH HOLD	121.05	2.89
10	08173	INTELLI-MEDIA	115.01	2.74
11	08299	GRAND T G GOLD	107.99	2.58
12	08250	CORE HEALTHCARE	91.17	2.17
13	08017	LONG SUCCESS	85.50	2.04
14	08116	NEOLINK CYBER	78.75	1.88
15	08167	BIG MEDIA	70.19	1.67
16	08071	CHINA METAL RES	57.12	1.36
17	08041	INTCERA	55.59	1.33
18	08182	ENVIRO ENERGY	54.31	1.30
19	08069	TONG REN TANG	52.84	1.26
20	08066	CARDLINK TECH	45.26	1.08
Total			3,436.89	81.98

GEM Equities

20 Most Active GEM Stock by Shares

for 1st quarter 2009

Rank	Code	Stock	Turnover (Mil. shs)	% of total
1	08299	GRAND T G GOLD	3,511.20	15.23
2	08250	CORE HEALTHCARE	1,927.64	8.36
3	08017	LONG SUCCESS	1,702.30	7.38
4	08202	INNO-TECH HOLD	1,642.01	7.12
5	08130	BRILLIANT ARTS	1,360.71	5.90
6	08173	INTELLI-MEDIA	1,299.37	5.64
7	08041	INTCERA	1,258.31	5.46
8	08071	CHINA METAL RES	1,233.24	5.35
9	08116	NEOLINK CYBER	903.25	3.92
10	08167	BIG MEDIA	657.30	2.85
11	08143	HUA XIA HEALTH	560.05	2.43
12	08182	ENVIRO ENERGY	529.22	2.30
13	08259	ANDRE JUICE	525.56	2.28
14	08150	FAST SYSTEMS	499.37	2.17
15	08128	C G SOURCE ENGY	488.38	2.12
16	08046	HENG XIN CHINA	388.09	1.68
17	08180	GOLDEN MEDITECH	320.84	1.39
18	08220	EMCOM INT'L	279.41	1.21
19	08192	UURG CORP	256.14	1.11
20	08108	FAVA INT'L	211.09	0.92
Total			19,553.48	84.83

GEM Equities

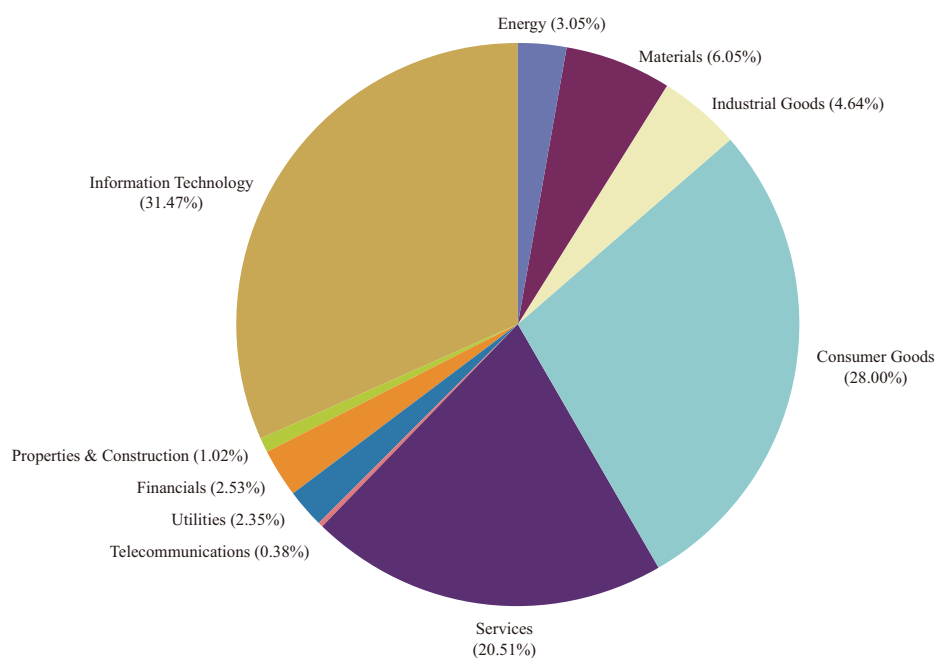
Market Capitalisation of Listed Companies for GEM

as at the quarter end

		HK\$ mil.
2008	Q1	112,660.54
	Q2	109,043.78
	Q3	67,153.80
	Q4	45,164.18
2009	Q1	46,972.81

Market Capitalisation by Hang Seng Industry Classification System* – GEM

Quarter-end figures



* Hang Seng Industry Classification System (HSICS) is provided by Hang Seng Indexes Company Limited.

GEM Equities

50 Leading Companies by Market Capitalisation – GEM

as at the 1st quarter end 2009

Rank	Company	Market capitalisation (HK\$ mil.)	% of market total
1	8199 Shandong Weigao Group Medical Polymer Co. Ltd. – H Shares	5,908.07	12.58
2	8277 Wumart Stores, Inc. – H Shares	2,786.12	5.93
3	8180 Golden Meditech Co. Ltd.	1,817.07	3.87
4	8118 International Entertainment Corporation	1,756.94	3.74
5	8137 Honbridge Holdings Ltd.	1,672.23	3.56
6	8161 China LotSynergy Holdings Ltd.	1,554.45	3.31
7	8052 Convenience Retail Asia Ltd.	1,328.45	2.83
8	8008 Sunevision Holdings Ltd.	1,279.83	2.72
9	8167 Big Media Group Ltd.	937.50	2.00
10	8069 Tong Ren Tang Technologies Co. Ltd. – H Shares	793.74	1.69
11	8070 Zhongyu Gas Holdings Ltd.	792.98	1.69
12	8156 China Vanguard Group Ltd.	761.22	1.62
13	8150 Fast Systems Technology (Holdings) Ltd.	689.00	1.47
14	8178 China Information Technology Development Ltd.	655.99	1.40
15	8192 UURG Corporation Ltd.	629.18	1.34
16	8055 China E-Learning Group Ltd.	565.53	1.20
17	8239 Ming Kei Energy Holdings Ltd.	554.40	1.18
18	8029 Sun International Group Ltd.	540.87	1.15
19	8123 First China Financial Holdings Ltd.	531.74	1.13
20	8279 AGTech Holdings Ltd.	529.85	1.13
21	8285 EVOG Intelligent Technology Co. Ltd. – H Shares	521.11	1.11
22	8046 Heng Xin China Holdings Ltd.	501.88	1.07
23	8206 China Cyber Port (International) Co. Ltd.	497.42	1.06
24	8005 Yuxing InfoTech Holdings Ltd.	472.35	1.01
25	8163 CCT Resources Holdings Ltd.	470.75	1.00
26	8212 Aptus Holdings Ltd.	458.34	0.98
27	8259 Yantai North Andre Juice Co. Ltd. – H Shares	448.84	0.96
28	8153 China Chief Cable TV Group Ltd.	439.82	0.94
29	8149 TSC Offshore Group Ltd.	421.30	0.90
30	8158 China Bio-Med Regeneration Technology Ltd.	399.15	0.85
31	8117 China Primary Resources Holdings Ltd.	393.47	0.84
32	8272 Byford International Ltd.	380.38	0.81
33	8066 Cardlink Technology Group Ltd.	371.06	0.79
34	8058 Shandong Luoxin Pharmacy Stock Co. Ltd. – H Shares	352.16	0.75
35	8011 Polyard Petroleum International Group Ltd.	340.70	0.73
36	8006 China.com Inc.	336.53	0.72
37	8230 Shenzhen Dongjiang Environmental Co. Ltd. – H Shares	327.34	0.70
38	8047 Palmpay China (Holdings) Ltd.	322.67	0.69
39	8128 China Ground Source Energy Ltd.	316.57	0.67
40	8096 ThinSoft (Holdings) Inc.	315.79	0.67
41	8290 Tianjin Tianlian Public Utilities Co., Ltd. – H Shares	310.04	0.66
42	8319 Yusei Holdings Ltd.	304.00	0.65
43	8299 Grand T G Gold Holdings Ltd.	297.71	0.63
44	8306 China Nonferrous Metals Co. Ltd.	283.37	0.60
45	8089 China Railway Logistics Ltd.	279.40	0.59
46	8250 Core Healthcare Investment Holdings Ltd.	250.98	0.53
47	8203 Kaisun Energy Group Ltd.	246.40	0.52
48	8129 China Bio Cassava Holdings Ltd.	246.10	0.52
49	8182 Enviro Energy International Holdings Ltd.	238.36	0.51
50	8270 China Leason Investment Group Co. Ltd.	235.83	0.50
Total		36,865.02	78.48
Market Total		46,972.81	100.00

GEM Equities

New Listing Statistics – equities for GEM

		No. of newly listed companies	Funds raised (HK\$ mil.)
2008	Q1	–	–
	Q2	2	216.84
	Q3	–	–
	Q4	–	–
2009	Q1	–	–

Newly Listed Companies for GEM

for 1st quarter 2009

Code	Company name	Listing date	No. of issued shares	Funds raised (HK\$ mil.)
NIL				
Total				–

Withdrawal of listed Companies – GEM

for 1st quarter 2009

Code	Company name	Last trading date	Delisted date
NIL			

Company Name Changes for GEM

for 1st quarter 2009

Code	Old name	New name	Effective date	Adoption date
08046	Tiger Tech Holdings Ltd.	Heng Xin China Holdings Ltd.	2008/11/24	2009/01/16
08198	Melco LottVentures Ltd.	MelcoLot Ltd.	2008/12/04	2009/01/19
08003	T S Telecom Technologies Ltd.	Great World Company Holdings Ltd.	2008/11/05	2009/02/03
08158	B M Intelligence International Ltd.	China Bio-Med Regeneration Technology Ltd.	2008/12/18	2009/02/09
08053	A & K Educational Software Holdings Ltd.	China Electric Power Technology Holdings Ltd.	2008/12/30	2009/02/12
08192	Global Solution Engineering Ltd.	UURG Corporation Ltd.	2009/02/02	2009/02/27
08203	Challenger Group Holdings Ltd.	Kaisun Energy Group Ltd.	2009/02/27	2009/03/27

GEM Equities

Bonus Issues/Bonus Warrants for GEM

for 1st quarter 2009

Code	Company	Particulars	Ex-date
08143	Hua Xia Healthcare Holdings Ltd.	2 for 1 offer sh	2009/02/10

Share Split/Consolidation for GEM

for 1st quarter 2009

Code	Company	Particulars	Effective date
08079	B.A.L. Holdings Ltd.	Consolidation 5 into 1	2009/01/15

Rights Issues & Open Offers for GEM

for 1st quarter 2009

Month	Code	Company	Ratio	Funds raised (HK\$ mil.)
Jan	08172	Golife Concepts Holdings Ltd.	Open offer 2 for 5 @\$0.05	6.58
	08130	Brilliant Arts Multi-Media Holding Ltd.	Open offer 9 for 1 @\$0.04	45.25
Mar	08053	China Electric Power Technology Holdings Ltd.	Rts 1 for 2 @\$0.10	21.28
	08143	Hua Xia Healthcare Holdings Ltd.	Open offer 1 for 2 @\$0.05 with bonus 2 for 1 offer sh	44.95
Total				118.06

Placing*

Month	Code	Company	No. of new shares placed	Placing price (HK\$)	Funds raised (HK\$ mil.)
2008					
Nov **	08202	INNO-TECH HOLD	135,000,000	0.087	11.75
Dec **	08180	GOLDEN MEDITECH	60,000,000	1.030	61.80
	08199	WEIGAO GROUP	80,721,081	17.400	1,404.55
2009					
Jan	08220	EMCOM INT'L	540,000,000	0.020	10.80
	08171	CHINA TRENDS	117,288,000	0.070	8.21
	08202	INNO-TECH HOLD	48,000,000	0.087	4.18
	08153	CCCTV GROUP	50,000,000	0.125	6.25
Feb	08043	ERA INFO&ENTER	14,724,000	0.120	1.77
Mar	08017	LONG SUCCESS	169,232,000	0.065	11.00
	08153	CCCTV GROUP	12,000,000	0.125	1.50
	08079	B.A.L. HOLD	40,000,000	0.090	3.60
Total					1,525.39

* Due to the reporting time-lag, placing figures for the quarter are provisional.

** Supplementary information update for previous quarters.

GEM Warrants

Warrant Trading and Market Value Statistics – GEM

		Number	Turnover value (HK\$ mil.)	Market value (HK\$ mil.)
2008	Q1	4	1.89	70.34
	Q2	4	0.76	47.28
	Q3	4	0.22	71.81
	Q4	3	0.06	10.34
2009	Q1	1	0.26	1.49

Newly Listed Equity GEM Warrants

for 1st quarter 2009

Code	Equity warrants	Initial issued amount (HK)	Listing date	Expiry	Amount raised (HK\$ mil.)
Nil					–
Total					–

Stock Market Indices

Hong Kong Stock Market Indices

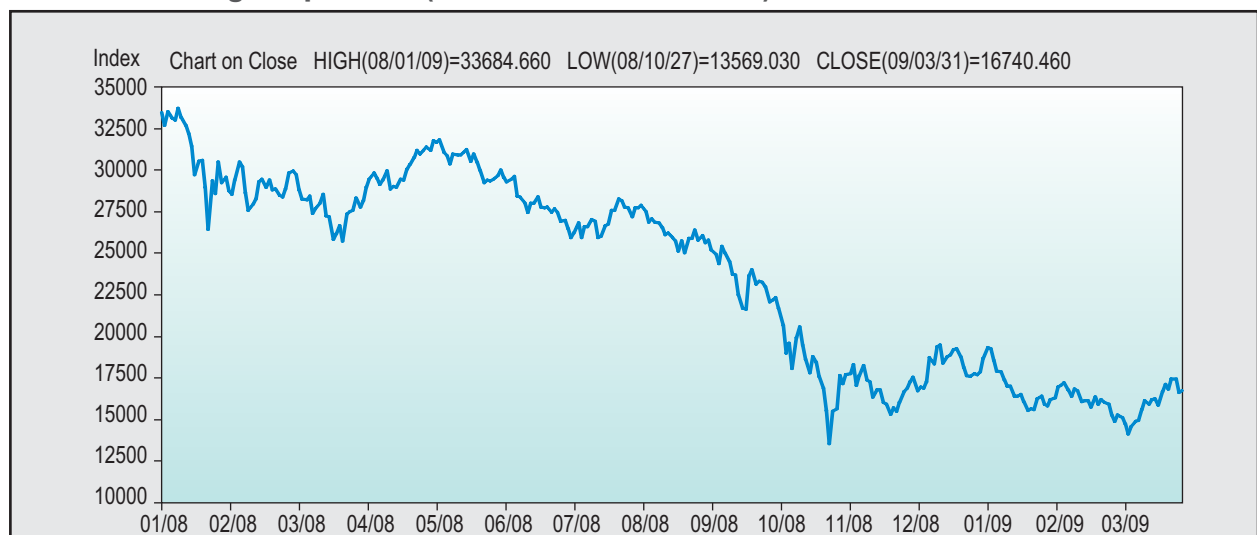
Index	End of Mar 2009 Close	End of Dec 2008 Close	Change %
S&P/HKEx LargeCap Index	16740.46	17891.16	- 6.43%
S&P/HKEx GEM Index	386.23	385.47	+ 0.20%
HANG SENG INDEX	13576.02	14387.48	- 5.64%
SECTORIAL INDICES			
Finance	19418.62	21793.45	- 10.90%
Utilities	34966.97	33841.36	+ 3.33%
Properties	17330.49	16974.14	+ 2.10%
Commerce & Industry	7580.55	7894.24	- 3.97%
HANG SENG COMPOSITE INDEX	1901.85	1982.56	- 4.07%
HANG SENG CHINA-AFFILIATED CORPORATIONS INDEX	3095.40	3292.40	- 5.98%
HANG SENG CHINA ENTERPRISES INDEX	8070.13	7891.80	+ 2.26%

Stock Market Indices

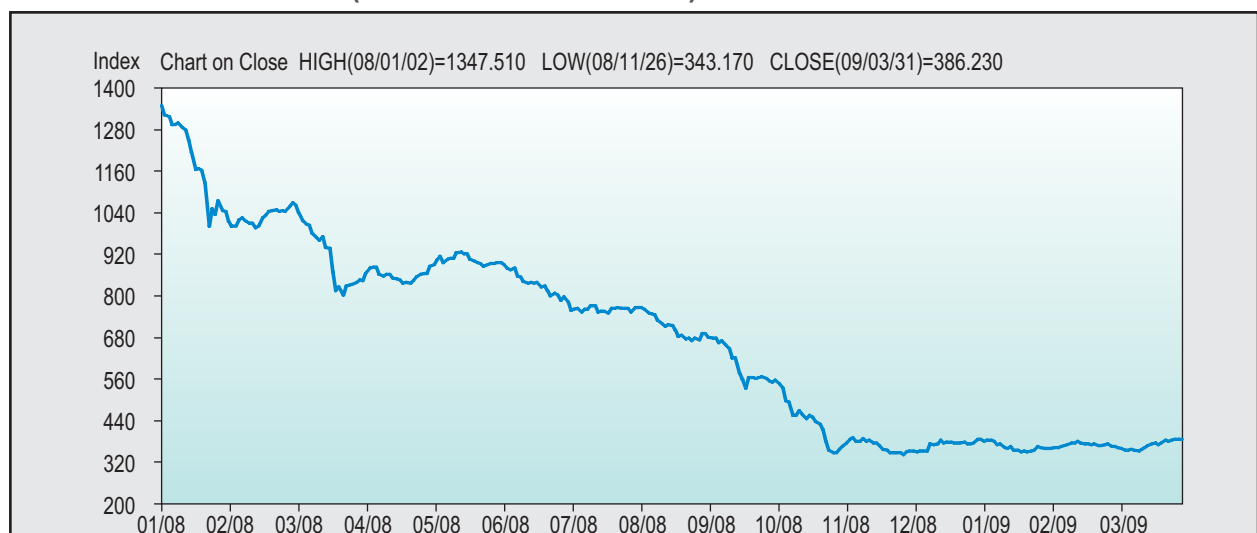
Hang Seng Index (2008/01/02-2009/03/31)



S&P/HKEx LargeCap Index (2008/01/02-2009/03/31)



S&P/HKEx GEM Index (2008/01/02-2009/03/31)



Stock Market Indices

WORLD INDICES

Index	End of Mar 2009 Close	End of Dec 2008 Close	Change %
HONG KONG			
S&P/HKEx LargeCap Index	16740.46	17891.16	- 6.43%
Hang Seng Index	13576.02	14387.48	- 5.64%
AUSTRALIA			
All Ordinaries Index	3532.30	3659.30	- 3.47%
JAKARTA			
Composite Index	1434.07	1355.41	+ 5.80%
JAPAN			
Nikkei (225)	8109.53	8859.56	- 8.47%
KOREA			
Composite Index	1206.26	1124.47	+ 7.27%
KUALA LUMPUR			
Composite Index	872.55	876.75	- 0.48%
MANILA			
Composite Index	1986.22	1872.85	+ 6.05%
NEW ZEALAND			
NZSE (50)	2590.39	2715.71	- 4.61%
SHANGHAI			
A Shares Index	2490.71	1911.79	+ 30.28%
B Shares Index	161.06	110.92	+ 45.20%
SHENZHEN			
A Shares Index	825.31	581.51	+ 41.93%
B Shares Index	351.49	271.28	+ 29.57%
SINGAPORE			
FTSE Straits Times Index	1699.99	1761.56	- 3.50%
TAIWAN			
Taipei Weighted Stock Index	5210.84	4591.22	+ 13.50%
THAILAND			
SET Index	431.50	449.96	- 4.10%
NEW YORK			
DJIA	7608.92	8776.39	- 13.30%
Nasdaq Composite Index	1528.59	1577.03	- 3.07%
TORONTO			
S&P/TSX Composite Index	8720.39	8987.70	- 2.97%
GERMANY			
DAX Capital Value Index	2570.99	3041.60	- 15.47%
LONDON			
FTSE (100)	3926.10	4434.20	- 11.46%

Derivatives Market – Futures and Options

Contract Volume by Derivatives Products

Derivatives product	Contracts	
	1st Quarter 2009	1st Quarter 2008
Hang Seng Index Futures	4,805,616	5,336,298
Hang Seng Index Options	1,030,049	896,781
Mini-Hang Seng Index Futures	1,927,153	1,964,929
Mini-Hang Seng Index Options	56,520	21,132
H-shares Index Futures	3,287,097	3,634,747
H-shares Index Options	401,487	345,472
Mini H-shares Index Futures ¹	147,233	1,204
Hang Seng China H-Financials Index Futures ²	–	9
FTSE/Xinhua China 25 Index Futures ³	–	33
FTSE/Xinhua China 25 Index Options ⁴	–	381
Stock Futures	71,537	39,376
Stock Options	11,656,754	15,838,824
Three-month HIBOR Futures	1,126	7,543
One-month HIBOR Futures	84	373
Three-year Exchange Fund Note Futures	–	–
Gold Futures ⁵	2,028	–
Total	23,386,684	28,087,102

¹ Trading in Mini H-shares Index Futures commenced on 31 March 2008.

² Trading in Hang Seng China H-Financials Index Futures suspended with effect from 24 Dec 2008

³ Trading in FTSE/Xinhua China 25 Index Futures suspended with effect from 31 Dec 2008

⁴ Trading in FTSE/Xinhua China 25 Index Options suspended with effect from 24 Dec 2008

⁵ Trading in Gold Futures commenced on 20 October 2008.

Open Interest by Derivatives Products

Derivatives product	Contracts	
	1st Quarter 2009	1st Quarter 2008
Hang Seng Index Futures	80,785	107,570
Hang Seng Index Options	118,571	115,920
Mini-Hang Seng Index Futures	4,303	2,260
Mini-Hang Seng Index Options	2,865	1,193
H-shares Index Futures	85,412	114,938
H-shares Index Options	95,652	77,461
Mini H-shares Index Futures ¹	702	70
Hang Seng China H-Financials Index Futures ²	–	–
FTSE/Xinhua China 25 Index Futures ³	–	–
FTSE/Xinhua China 25 Index Options ⁴	–	45
Stock Futures	9,208	5,443
Stock Options	4,400,699	5,652,274
Three-month HIBOR Futures	1,327	1,971
One-month HIBOR Futures	50	89
Three-year Exchange Fund Note Futures	–	–
Gold Futures ⁵	20	–
Total	4,799,594	6,079,234

¹ Trading in Mini H-shares Index Futures commenced on 31 March 2008.

² Trading in Hang Seng China H-Financials Index Futures suspended with effect from 24 Dec 2008

³ Trading in FTSE/Xinhua China 25 Index Futures suspended with effect from 31 Dec 2008

⁴ Trading in FTSE/Xinhua China 25 Index Options suspended with effect from 24 Dec 2008

⁵ Trading in Gold Futures commenced on 20 October 2008.

Derivatives Market – Futures and Options

Hang Seng Index Futures – Contract Volume and Open Interest (contracts)

		Total contract volume	Quarter-end open interest
2008	Q1	5,336,298	107,570
	Q2	4,759,425	101,711
	Q3	5,910,772	97,135
	Q4	5,710,013	73,034
2009	Q1	4,805,616	80,785

Mini Hang Seng Index Futures – Contract Volume and Open Interest (contracts)

		Total contract volume	Quarter-end open interest
2008	Q1	1,964,929	2,260
	Q2	1,577,435	3,215
	Q3	2,011,680	4,456
	Q4	2,406,984	2,945
2009	Q1	1,927,153	4,303

Hang Seng Index Options – Contract Volume and Open Interest (contracts)

		Total contract volume	Quarter-end open interest
2008	Q1	896,781	115,920
	Q2	840,360	91,240
	Q3	1,139,643	99,068
	Q4	944,013	75,829
2009	Q1	1,030,049	118,571

H-Share Index Futures – Contract Volume and Open Interest (contracts)

		Total contract volume	Quarter-end open interest
2008	Q1	3,634,747	114,938
	Q2	3,064,529	108,981
	Q3	3,609,442	87,386
	Q4	4,132,247	96,120
2009	Q1	3,287,097	85,412

Stock Options Market Turnover and Open Interest (contracts)

		Total Premium (HK\$ mil.)	Total contract volume	Quarter-end open interest
2008	Q1	45,158.26	15,838,824	5,652,274
	Q2	26,994.75	12,837,557	4,775,250
	Q3	26,991.11	13,646,790	4,675,934
	Q4	28,706.16	12,369,694	3,984,346
2009	Q1	25,464.43	11,656,754	4,400,699

Derivatives Market – Futures and Options

Stock Options Premium by Class

for 1st Quarter 2009

Options class		Premium (HK\$ mil.)	% of total
CHALCO	ALC	32.54	0.13%
BANK OF CHINA	BCL	334.43	1.31%
BANKCOMM	BCM	89.74	0.35%
BANK OF E ASIA	BEA	25.93	0.10%
BOC HONG KONG	BOC	33.71	0.13%
CCB	CCB	366.97	1.44%
CHINA COMM CONS	CCC	168.85	0.66%
CHINA COAL	CCE	18.36	0.07%
CHINA MOBILE	CHT	3,181.85	12.50%
CHINA UNICOM	CHU	29.68	0.12%
CITIC PACIFIC	CIT	32.84	0.13%
CHEUNG KONG	CKH	869.91	3.42%
CKI HOLDINGS	CKI	5.86	0.02%
CHINA LIFE	CLI	1,304.19	5.12%
CLP HOLDINGS	CLP	183.85	0.72%
CM BANK	CMB	275.56	1.08%
CNOOC	CNC	332.59	1.31%
CATHAY PAC AIR	CPA	19.14	0.08%
SINOPEC CORP	CPC	313.60	1.23%
CHINA RAIL CONS	CRC	19.77	0.08%
CHINA RAILWAY	CRG	6.97	0.03%
CHINA SHENHUA	CSE	269.68	1.06%
CITIC BANK	CTB	6.54	0.03%
CHINA TELECOM	CTC	355.67	1.40%
DENWAY MOTORS	DWM	0.64	0.00%
ESPRIT HOLDINGS	ESP	33.42	0.13%
FIH	FIH	4.84	0.02%
HK ELECTRIC	HEH	58.01	0.23%
HKEX	HEX	855.19	3.36%
HSBC HOLDINGS	HKB	9,952.54	39.08%
HK & CHINA GAS	HKG	107.89	0.42%
HENDERSON LAND	HLD	14.99	0.06%
HUANENG POWER	HNP	16.60	0.07%
HANG SENG BANK	HSB	497.64	1.95%
HUTCHISON	HWL	1,124.37	4.42%
ICBC	ICB	191.60	0.75%
JOHNSON ELEC H	JSE	0.52	0.00%
JIANGXI COPPER	JXC	33.26	0.13%
LI & FUNG	LIF	35.41	0.14%
MTR CORPORATION	MTR	53.60	0.21%
NEW WORLD DEV	NWD	21.94	0.09%
PING AN	PAI	1,203.24	4.73%
PCCW	PCC	0.01	0.00%
PETROCHINA	PEC	479.76	1.88%
PICC P&C	PIC	4.98	0.02%
SHK PPT	SHK	2,433.55	9.56%
SWIRE PACIFIC A	SWA	33.16	0.13%
TRACKER FUND	TRF	11.47	0.05%
WHARF HOLDINGS	WHL	17.54	0.07%
Total		25,464.43	100.00%

Derivatives Market – Futures and Options

Stock Options Contract Volume by Class

for 1st Quarter 2009

Options class		Contract volume	% of total
CHALCO	ALC	35,130	0.30%
BANK OF CHINA	BCL	827,346	7.10%
BANKCOMM	BCM	169,841	1.46%
BANK OF E ASIA	BEA	115,722	0.99%
BOC HONG KONG	BOC	83,816	0.72%
CCB	CCB	791,542	6.79%
CHINA COMM CONS	CCC	107,426	0.92%
CHINA COAL	CCE	27,692	0.24%
CHINA MOBILE	CHT	861,614	7.39%
CHINA UNICOM	CHU	21,678	0.19%
CITIC PACIFIC	CIT	25,576	0.22%
CHEUNG KONG	CKH	139,930	1.20%
CKI HOLDINGS	CKI	4,905	0.04%
CHINA LIFE	CLI	675,012	5.79%
CLP HOLDINGS	CLP	147,802	1.27%
CM BANK	CMB	316,918	2.72%
CNOOC	CNC	253,677	2.18%
CATHAY PAC AIR	CPA	21,808	0.19%
SINOPEC CORP	CPC	165,132	1.42%
CHINA RAIL CONS	CRC	54,909	0.47%
CHINA RAILWAY	CRG	14,653	0.13%
CHINA SHENHUA	CSE	157,150	1.35%
CITIC BANK	CTB	18,770	0.16%
CHINA TELECOM	CTC	165,022	1.42%
DENWAY MOTORS	DWM	1,194	0.01%
ESPRIT HOLDINGS	ESP	96,695	0.83%
FIH	FIH	10,354	0.09%
HK ELECTRIC	HEH	91,922	0.79%
HKEX	HEX	1,003,446	8.61%
HSBC HOLDINGS	HKB	2,944,100	25.26%
HK & CHINA GAS	HKG	45,380	0.39%
HENDERSON LAND	HLD	9,457	0.08%
HUANENG POWER	HNP	11,966	0.10%
HANG SENG BANK	HSB	566,598	4.86%
HUTCHISON	HWL	150,289	1.29%
ICBC	ICB	637,329	5.47%
JOHNSON ELEC H	JSE	5,907	0.05%
JIANGXI COPPER	JXC	50,047	0.43%
LI & FUNG	LIF	11,904	0.10%
MTR CORPORATION	MTR	57,310	0.49%
NEW WORLD DEV	NWD	13,785	0.12%
PING AN	PAI	224,612	1.93%
PCCW	PCC	60	0.00%
PETROCHINA	PEC	212,860	1.83%
PICC P&C	PIC	5,825	0.05%
SHK PPT	SHK	238,755	2.05%
SWIRE PACIFIC A	SWA	16,856	0.14%
TRACKER FUND	TRF	37,537	0.32%
WHARF HOLDINGS	WHL	9,495	0.08%
Total		11,656,754	100.00%

Clearing & Settlement

Average Daily Settlement Instructions (SIs) Settled in CCASS

(both delivering and receiving SIs are counted)

Year / Month	Number of SIs	SIs by shares (bil. shs)	SIs by value (HK\$bil.)	
2008	Q1	70,212	61.47	240.17
	Q2	62,653	50.94	206.87
	Q3	58,573	46.36	179.64
	Q4	62,582	41.46	146.59
2009	Q1	55,676	33.62	122.39

Average Daily Investor Settlement Instructions (ISIs) settled in CCASS

(one sided ISIs are counted)

Year / Month	Number of ISIs	ISIs by shares (Mil shs)	ISIs by value (HK\$ mil.)	
2008	Q1	624	92.86	211.10
	Q2	500	89.07	231.16
	Q3	477	394.14	231.78
	Q4	669	143.37	206.22
2009	Q1	432	68.40	119.55

Securities under CCASS Custody

(balances at quarter end)

Year / Month	Number of shares (bil. shs)	% of issued shares of admitted securities	Market value (HK\$ bil.)	% of market capitalisation of admitted securities	
2008	Q1	4,089.67	77.13	8,061.37	44.86
	Q2	3,980.22	75.61	7,704.09	44.60
	Q3	3,722.74	74.53	5,905.59	44.18
	Q4	3,408.30	72.57	5,040.50	44.62
2009	Q1	3,255.40	70.99	5,026.74	46.29

Clearing & Settlement

Average Daily Stock Exchange Trades Processed in CCASS

(including CNS trades, isolated trades and cross trades)

Year / Month		No. of CCASS trades	% of Exchange trades	No. of shares (Mil. shs)	% of market turnover	Value of trades (HK\$ mil.)	% of market turnover
2008	Q1	644,083	100	155,030.88	100	98,707.00	100
	Q2	540,113	100	116,803.79	100	76,079.45	100
	Q3	503,213	100	101,147.17	100	63,555.81	100
	Q4	622,593	100	71,069.05	100	50,791.52	100
2009	Q1	533,958	100	75,262.87	100	44,720.95	100

Average Daily Netting Efficiency of CNS Trades

(in stock positions and share quantity)

Year / Month		No. of CNS stock positions	Netting efficiency (%)	No. of shares due for settlement (Mil. shs)	Netting efficiency (%)
2008	Q1	64,952	94.71	31,361.71	89.64
	Q2	56,171	94.58	23,868.92	89.60
	Q3	46,111	95.13	18,735.28	90.44
	Q4	47,076	95.96	18,463.43	86.35
2009	Q1	46,433	95.46	17,715.25	87.98

Average Daily Settlement Efficiency of CNS Stock Positions

Year / Month		Settlement efficiency (%)	
		S day	S + 1 day
2008	Q1	99.84	99.98
	Q2	99.84	99.99
	Q3	99.74	99.98
	Q4	99.81	99.99
2009	Q1	99.84	99.99

Clearing & Settlement

Open Interest by Derivatives Products

Derivatives product	Contracts	
	1st Quarter 2009	1st Quarter 2008
Hang Seng Index Futures	80,785	107,570
Hang Seng Index Options	118,571	115,920
Mini-Hang Seng Index Futures	4,303	2,260
Mini-Hang Seng Index Options	2,865	1,193
H-shares Index Futures	85,412	114,938
H-shares Index Options	95,652	77,461
Mini H-shares Index Futures ¹	702	70
Hang Seng China H-Financials Index Futures ²	–	–
FTSE/Xinhua China 25 Index Futures ³	–	–
FTSE/Xinhua China 25 Index Options ⁴	–	45
Stock Futures	9,208	5,443
Stock Options	4,400,699	5,652,274
Three-month HIBOR Futures	1,327	1,971
One-month HIBOR Futures	50	89
Three-year Exchange Fund Note Futures	–	–
Gold Futures ⁵	20	–
Total	4,799,594	6,079,234

¹ Trading in Mini H-shares Index Futures commenced on 31 Mar 2008

² Trading in Hang Seng China H-Financials Index Futures suspended with effect from 24 Dec 2008

³ Trading in FTSE/Xinhua China 25 Index Futures suspended with effect from 31 Dec 2008

⁴ Trading in FTSE/Xinhua China 25 Index Options suspended with effect from 24 Dec 2008

⁵ Trading in Gold Futures commenced on 20 Oct 2008

Clearing & Settlement

Stock Options Open Interest by Class

as at the end of 1st Quarter 2009

Options class		Open interest (contracts)	% of total
CHALCO	ALC	10,609	0.24
BANK OF CHINA	BCL	406,460	9.24
BANKCOMM	BCM	111,759	2.54
BANK OF E ASIA	BEA	24,241	0.55
BOC HONG KONG	BOC	61,738	1.40
CCB	CCB	455,122	10.34
CHINA COMM CONS	CCC	60,224	1.37
CHINA COAL	CCE	9,242	0.21
CHINA MOBILE	CHT	238,780	5.43
CHINA UNICOM	CHU	5,699	0.13
CITIC PACIFIC	CIT	6,837	0.16
CHEUNG KONG	CKH	67,423	1.53
CKI HOLDINGS	CKI	1,054	0.02
CHINA LIFE	CLI	232,434	5.28
CLP HOLDINGS	CLP	31,568	0.72
CM BANK	CMB	108,620	2.47
CNOOC	CNC	124,982	2.84
CATHAY PAC AIR	CPA	8,377	0.19
SINOPEC CORP	CPC	145,939	3.32
CHINA RAIL CONS	CRC	15,470	0.35
CHINA RAILWAY	CRG	9,042	0.21
CHINA SHENHUA	CSE	53,140	1.21
CITIC BANK	CTB	20,506	0.47
CHINA TELECOM	CTC	95,641	2.17
DENWAY MOTORS	DWM	640	0.01
ESPRIT HOLDINGS	ESP	17,808	0.40
FIH	FIH	3,100	0.07
HK ELECTRIC	HEH	7,471	0.17
HKEX	HEX	254,319	5.78
HSBC HOLDINGS	HKB	676,697	15.38
HK & CHINA GAS	HKG	16,862	0.38
HENDERSON LAND	HLD	2,405	0.05
HUANENG POWER	HNP	12,289	0.28
HANG SENG BANK	HSB	133,430	3.03
HUTCHISON	HWL	57,971	1.32
ICBC	ICB	500,533	11.37
JOHNSON ELEC H	JSE	1,070	0.02
JIANGXI COPPER	JXC	18,016	0.41
LI & FUNG	LIF	3,178	0.07
MTR CORPORATION	MTR	18,061	0.41
NEW WORLD DEV	NWD	3,536	0.08
PING AN	PAI	97,790	2.22
PCCW	PCC	75	0.00
PETROCHINA	PEC	195,817	4.45
PICC P&C	PIC	4,226	0.10
SHK PPT	SHK	48,914	1.11
SWIRE PACIFIC A	SWA	5,331	0.12
TRACKER FUND	TRF	10,986	0.25
WHARF HOLDINGS	WHL	5,267	0.12
Total		4,400,699	100.00

Exchange Participants Statistics

Stock Exchange

		No. of Trading Right Holders	Exchange Participants – Trading	Exchange Participants – Non-Trading	Non-Exchange Participants
2008	Q1	519 (926)	445 (845)	36 (43)	38 (38)
	Q2	519 (929)	448 (852)	35 (41)	36 (36)
	Q3	519 (927)	447 (849)	36 (42)	36 (36)
	Q4	522 (931)	449 (854)	38 (42)	35 (35)
2009	Q1	521 (929)	452 (856)	37 (41)	32 (32)

() No. of trading rights

Futures Exchange

		No. of Trading Right Holders	Exchange Participants – Trading	Exchange Participants – Non-Trading	Non-Exchange Participants
2008	Q1	196 (224)	143 (168)	–	53 (55)
	Q2	200 (227)	147 (172)	–	53 (55)
	Q3	200 (226)	147 (171)	–	53 (55)
	Q4	200 (226)	148 (172)	–	52 (54)
2009	Q1	204 (230)	157 (181)	–	47 (49)

Notes:

- (1) The figures in blanket is the number of trading rights held.
- (2) An Exchange Participant is a corporation who may trade on or through the Exchange and is licensed under the Securities and Futures Ordinance to carry on securities/ futures/options dealing activity.

Clearing Participants Statistics

HKCC Participants

Year \ month		Clearing Participants	General Clearing Participants
2008	Q1	132	7
	Q2	134	7
	Q3	134	7
	Q4	133	7
2009	Q1	139	8

SEOCH Participants

Year \ month		Direct Clearing Participants	General Clearing Participants
2008	Q1	48	4
	Q2	49	4
	Q3	49	5
	Q4	49	5
2009	Q1	48	6

HKSCC Participants

Year \ month		Direct Clearing Participant	General Clearing Participant	Non-broker Participants *
2008	Q1	447	3	45
	Q2	450	3	44
	Q3	449	4	43
	Q4	452	5	41
2009	Q1	454	5	42

* Non-broker participants include Clearing Agency Participants, Custodian Participants and Stock Pledge Participants.

Acronyms

CBBC	Callable Bull/Bear Contract
CCASS	Central Clearing and Settlement System
CNS	Continuous Net Settlement
DCASS	Derivatives Clearing and Settlement System
ELI	Equity Linked Instrument
ETF	Exchange Traded Fund
GEM	Growth Enterprise Market
HIBOR	Hong Kong Interbank Offered Rate
HKCC	HKFE Clearing Corporation Ltd
HKEx	Hong Kong Exchanges and Clearing Ltd
HKSCC	Hong Kong Securities Clearing Co Ltd
HSICS	Hang Seng Industry Classification System
ISI	Investor settlement instruction
NASDAQ	National Association of Securities Dealer Automated Quotations
P/E ratio	Price / earnings ratio
REITs	Real Estate Investment Trusts
S&P	Standard and Poors
SEOCH	SEHK Options Clearing House Ltd, The
SI	Settlement instruction