



SECURITIES AND
DERIVATIVES MARKETS
QUARTERLY REPORT

First Quarter 2011

Market Highlights

Main Board

Highlights	1st Quarter 2011	1st Quarter 2010
No. of listed companies	1,258	1,158
No. of listed securities	8,200	6,716
Equities		
Ordinary shares	1,259	1,159
Preference shares	3	2
Warrants	5,712	3,994
Equity	23	20
Derivative	5,689	3,974
Equity linked instrument	0	0
Callable bull/bear contracts	974	1331
Unit trusts/mutual funds	82	70
Debt securities	170	160
No. of trading only stocks		
Nasdaq stocks	7	7
Shares	2	2
No. of trading days	62	61
Total turnover in value (HK\$ mil.) *	4,684,220.74	3,918,852.43
Total turnover in shares (Mil. shs)	10,099,053.90	7,331,961.62
Total number of trades (deals)	52,410,739	45,632,481
Total market capitalisation (HK\$ mil.)	21,259,067.69	17,920,896.03
Average P/E ratio (times)	11.96	16.71
Average dividend yield (%)	2.59	2.42
Number of exchange participants		
– Trading	489	468
– Non-trading	33	31
Turnover in value (HK\$ mil.)		
Highest	109,264.03 (15/03)	104,166.72 (22/01)
Lowest	53,259.45 (03/01)	33,995.19 (18/02)
Turnover in shares (Mil. shs)		
Highest	199,942.65 (11/02)	158,295.13 (21/01)
Lowest	110,358.93 (01/02)	78,786.54 (17/02)
Total number of trades (deals)		
Highest	1,316,504 (15/03)	1,163,728 (22/01)
Lowest	625,844 (03/01)	432,540 (18/02)

* Turnover value traded in non-HKD currency securities have been included start from 29 November 2010.

Market Highlights

Growth Enterprise Market (GEM)

Highlights	1st Quarter 2011	1st Quarter 2010
No. of listed companies	168	174
No. of listed securities	170	175
Equities	168	174
Warrants	2	1
No. of trading days	62	61
Total turnover in value (HK\$ mil.) *	22,617.25	31,502.84
Total turnover in shares (Mil. shs)	124,719.53	97,877.19
Total number of trades (deals)	608,957	762,648
Total market capitalisation (HK\$ mil.)	137,835.27	134,742.28
Average P/E ratio (times)	25.78	43.09
Average dividend yield (%)	0.98	0.63
Turnover in value (HK\$ mil.)		
Highest	589.09 (21/02)	998.46 (30/03)
Lowest	226.79 (08/02)	182.75 (18/02)
Turnover in shares (Mil. shs)		
Highest	5,519.31 (21/02)	4,358.75 (30/03)
Lowest	974.37 (17/01)	504.58 (18/02)
Total number of trades (deals)		
Highest	14,967 (21/02)	24,572 (30/03)
Lowest	6,277 (07/02)	5,503 (18/02)

* Turnover value traded in non-HKD currency securities have been included start from 29 November 2010.

Market Highlights

Derivatives Market Highlights

Highlights	1st Quarter 2011	1st Quarter 2010
All futures and options products (excluding stock options)		
No. of trading days	61.5	61.0
Total contract volume	15,171,252	12,915,143
Equity index products	15,061,364	12,875,803
Equity products	108,130	37,866
Interest rates products	182	337
Gold Futures	1,576	1,137
Average daily contract volume	246,687	211,724
Total open interest as at the quarter end (contracts)	610,053	511,818
Equity index products	591,584	504,043
Equity products	18,118	7,516
Interest rates products	173	219
Gold Futures	178	40
Stock options		
No. of newly introduced stock options classes	–	–
No. of stock options as at the quarter end		
Class	57	51
Series	11,730	6,626
Total premium (HK\$ mil.)	16,446.28	12,951.69
Call	5,898.07	4,315.20
Put	10,548.20	8,636.49
Average daily premium (HK\$ mil.)	267.42	212.32
Total contract volume	18,417,824	12,540,453
Call	8,194,643	5,395,119
Put	10,223,181	7,145,334
Average daily contract volume	299,477	205,581
Total open interest as at the quarter end (contracts)	5,912,772	4,352,404
Call	2,334,683	1,514,485
Put	3,578,089	2,837,919
Total number of trades	715,168	430,671
Average daily number of trades	11,629	7,060
Total contracts exercised	1,662,220	1,298,610
Average premium per contract (HK\$)	893	1,033
Average contract per trade (contracts)	26	29
Put volume/call volume	1.25	1.32
Average daily contract volume/open interest	5.1%	4.7%
All futures and options products		
Total contract volume	33,589,076	25,455,596
Total open interest as at the quarter end (contracts)	6,522,825	4,864,222

Market Highlights

Clearing and Settlement Statistics

Securities Market	1 st Quarter 2011	1 st Quarter 2010
Average Daily Exchange Trades Handled by CCASS		
– Number of trades	855,117	760,565
– Value of trades (HK\$bil.)	75.9	64.8
– Share quantity Involved (bil shares)	164.9	121.8
Average Daily Settlement Instructions (“SIs”) Settled by CCASS		
– Number of SIs	86,292	75,816
– Value of SIs (HK\$bil.)	202.6	170.1
– Share quantity involved (bil. Shares)	47.1	42.8
Average Daily Investor SIs (“ISIs”) Settled by CCASS		
– Number of ISIs	516	542
– Value of ISIs (HK\$mil.)	227.5	176.1
– Share quantity involved (mil. shares)	178.8	104.2
Average Daily Settlement Efficiency of CNS Stock Positions on Due Day (T+2) (%)	99.90	99.88
Average Daily Settlement Efficiency of CNS Stock Positions on the Day following the Due Day (T+3) (%)	99.99	99.99
Average Daily Buy-ins Executed on T+3		
– Number of brokers involved	7	7
– Number of buy-ins	7	9
– Value of buy-ins (HK\$mil)	2.6	3.1
Shares Deposited in the CCASS Depository		
– Number of shares (bil shares)	3,933.2	3,379.4
– Percentage of total issued shares of the admitted securities	72.49	71.01
– Value of shares (HK\$bil)	11,539.6	9,509.7
– Percentage of the total market capitalisation of the admitted securities	50.44	49.89
Derivatives Market		
Open Interest		
– Equity Index Futures	215,793	167,245
– Stock Futures	18,118	7,516
– Gold Futures	178	40
– Interest Rates Futures	173	219
– Equity Index Options	375,791	336,798
– Stock Options	5,912,772	4,352,404
Cumulative Stock Options Exercised		
– Share quantity involved (mil. shs)	1,564	1,119
– Value of shares (HK\$bil.)	35	22

Main Board Equities

Equity Turnover

		Share (Mil. shs)	Value (HK\$ mil.)	No. of deals
2010	Q1	828,347.87	2,922,136.26	39,132,197
	Q2	817,338.52	2,748,750.08	37,828,922
	Q3	794,114.98	2,759,690.18	35,997,455
	Q4	1,011,031.65	3,847,088.03	46,784,952
2011	Q1	747,798.73	3,315,169.08	42,267,831

Equity Trading Statistics

		No. of trading days	Average daily turnover (HK\$ mil.)	Average value per deal
2010	Q1	61	47,903.87	74,673
	Q2	60	45,812.50	72,663
	Q3	64	43,120.16	76,663
	Q4	64	60,110.75	82,229
2011	Q1	62	53,470.47	78,432

Main Board Equities

20 Most Advanced Stocks

for 1st quarter 2011

Rank	Code	Stock	Closing price		% up
			End of Mar 2011	End of Dec 2010	
1	00169	HENGLI PPT	0.760	0.150	406.67
2	00736	CHINA PPT INV	0.350	0.085	A 311.76
3	01178	VITOP BIOENERGY	0.410	0.178	130.34
4	01555	MIE HOLDINGS	3.710	1.700	118.24
5	00254	CH OUTDOORMEDIA	0.570	0.265	115.09
6	00770	SHANGHAI GROWTH	3.200	1.540	107.79
7	00986	NAM HING	0.244	0.122	A 100.00
8	00578	DYNAMIC ENERGY	0.640	0.325	96.92
9	00721	C FIN INT INV	0.570	0.290	96.55
10	00767	PACIFIC PLYWOOD	2.830	1.500	A 88.67
11	00399	UNITED GENE GP	0.239	0.131	82.44
12	00315	SMARTONE TELE	12.900	7.440	A 73.39
13	00826	TIANGONG INT'L	6.780	3.950	71.65
14	03800	GCL-POLY ENERGY	4.780	2.860	67.13
15	00451	SAME TIME HOLD	6.340	3.800	66.84
16	03337	ANTON OILFIELD	1.330	0.800	66.25
17	00705	CVM MINERALS	0.370	0.224	65.18
18	00458	TRISTATE HOLD	4.360	2.670	63.30
19	03323	CNBM	28.550	17.820	60.21
20	00976	CHIHO-TIANDE	7.420	4.650	59.57

A Adjusted

20 Most Declined Stocks

for 1st quarter 2011

Rank	Code	Stock	Closing price		% down
			End of Mar 2011	End of Dec 2010	
1	01003	21 HOLDINGS	0.112	0.530	-78.87
2	00692	BAO YUAN-NEW	0.285	0.920	A -69.02
3	00329	DRAGONITE INT'L	0.182	0.455	-60.00
4	00377	NEW ISLAND	0.480	1.150	-58.26
5	00209	CH TYCOON BEV	0.435	0.980	-55.61
6	01227	NATIONAL INV	0.176	0.395	-55.44
7	00645	KTP HOLDINGS	1.310	2.820	-53.55
8	01063	SUNCORP TECH	0.056	0.117	-52.14
9	01863	SIJIA GROUP	3.240	6.190	-47.66
10	02379	ZHONGTIAN INT'L	0.800	1.500	-46.67
11	00402	MONGOLIA INV	0.082	0.148	-44.59
12	00657	G-VISION INT'L	0.400	0.690	-42.03
13	00245	CHINA SEVENSTAR	0.077	0.132	-41.67
14	01013	WAI CHUN GROUP	0.044	0.074	-40.54
15	00120	COSMOPOL INT'L	0.123	0.206	-40.29
16	00559	HUA YI COPPER	0.230	0.385	-40.26
17	02369	CHINA WIRELESS	2.910	4.850	-40.00
18	03344	ADDCHANCE	0.860	1.410	-39.01
19	00307	UP ENERGY DEV	0.127	0.208	-38.94
20	00362	C ZENITH CHEM	0.158	0.255	-38.04

A Adjusted

Main Board Equities

20 Most Active Stocks by Value

for 1st quarter 2011

Rank	Code	Stock	Turnover (HK\$ mil.)	% of total
1	00005	HSBC HOLDINGS	190,235.80	5.74
2	00939	CCB	114,851.35	3.46
3	00941	CHINA MOBILE	110,237.32	3.33
4	00013	HUTCHISON	105,383.98	3.18
5	01398	ICBC	100,630.81	3.04
6	02628	CHINA LIFE	87,035.75	2.63
7	00883	CNOOC	74,639.64	2.25
8	00700	TENCENT	71,268.86	2.15
9	03988	BANK OF CHINA	70,836.84	2.14
10	00857	PETROCHINA	63,751.22	1.92
11	00388	HKEX	63,535.98	1.92
12	02318	PING AN	58,496.92	1.76
13	00386	SINOPEC CORP	57,255.18	1.73
14	01299	AIA	53,481.47	1.61
15	00016	SHK PPT	42,088.46	1.27
16	01088	CHINA SHENHUA	39,310.10	1.19
17	00001	CHEUNG KONG	36,810.36	1.11
18	01288	ABC	36,509.00	1.10
19	02388	BOC HONG KONG	34,343.24	1.04
20	02601	CPIC	33,728.76	1.02
Total			1,444,431.04	43.57

20 Most Active Stock by Shares

for 1st quarter 2011

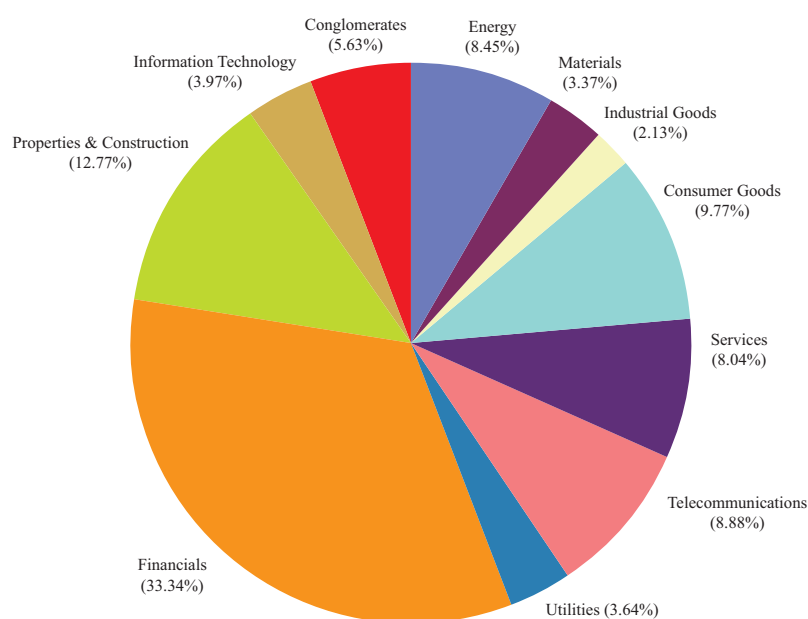
Rank	Code	Stock	Turnover (Mil. shs)	% of total
1	01166	SOLARTECH INT'L	24,948.55	3.34
2	01041	FULBOND HOLDING	19,485.79	2.61
3	00986	NAM HING	18,729.65	2.50
4	03988	BANK OF CHINA	17,168.56	2.30
5	01398	ICBC	16,762.51	2.24
6	00939	CCB	16,483.67	2.20
7	00269	CHINA TIMBER	14,009.38	1.87
8	00566	APOLLO SOLAR EN	13,377.32	1.79
9	00985	CST MINING	9,979.71	1.33
10	00459	MIDLAND IC&I	9,457.38	1.26
11	01288	ABC	9,131.86	1.22
12	01129	WATER INDUSTRY	7,643.23	1.02
13	00692	BAO YUAN-NEW	7,461.46	1.00
14	00274	GLOBAL GREEN	7,408.73	0.99
15	00885	FOREFRONT-NEW	7,343.53	0.98
16	00386	SINOPEC CORP	7,169.89	0.96
17	00689	EPI (HOLDINGS)	6,847.34	0.92
18	01222	WANG ON GROUP	6,425.69	0.86
19	00263	CH YUNNAN TIN	6,243.22	0.83
20	00857	PETROCHINA	5,938.90	0.79
Total			232,016.37	31.03

Main Board Equities

Market Capitalisation of listed companies for Main Board

		HK\$ mil.
2010	Q1	17,920,896.03
	Q2	17,000,166.93
	Q3	19,557,277.66
	Q4	20,942,284.39
2011	Q1	21,259,067.69

Market Capitalisation by Hang Seng Industry Classification System* – Main Board Quarter-end figures



* Hang Seng Industry Classification System (HSICS) is provided by Hang Seng Indexes Company Limited.

Main Board Equities

50 Leading Companies by Market Capitalisation

as at the 1st quarter end 2011

Rank	Code	Company	Market capitalisation (HK\$ mil.)	% of market total	
1	00939	China Construction Bank Corporation - H Shares	1,752,642.26	8.24	
2	00005	HSBC Holdings plc	1,447,531.01	6.81	
3	00941	China Mobile Ltd.	1,437,739.34	6.76	
4	00883	CNOOC Ltd.	875,516.32	4.12	
5	01398	Industrial and Commercial Bank of China Ltd. - H Shares	560,689.53	2.64	
6	02888	Standard Chartered PLC	483,585.78	2.27	
7	00013	Hutchison Whampoa Ltd.	392,656.45	1.85	
8	03988	Bank of China Ltd. - H Shares	362,084.46	1.70	
9	00700	Tencent Holdings Ltd.	348,052.20	1.64	
10	00016	Sun Hung Kai Properties Ltd.	316,628.83	1.49	
11	00762	China Unicom (Hong Kong) Ltd.	304,423.33	1.43	
12	00001	Cheung Kong (Holdings) Ltd.	293,689.64	1.38	
13	01299	AIA Group Ltd.	288,453.80	1.36	
14	02388	BOC Hong Kong (Holdings) Ltd.	268,019.98	1.26	
15	00857	PetroChina Co. Ltd. - H Shares	248,545.04	1.17	
16	00945	Manulife Financial Corporation *	–	244,400.74	N.A.
17	00011	Hang Seng Bank Ltd.	240,127.45	1.13	
18	02378	Prudential plc *	–	232,986.43	N.A.
19	03328	Bank of Communications Co., Ltd. - H Shares	227,046.62	1.07	
20	02318	Ping An Insurance (Group) Co. of China Ltd. - H Shares	225,332.20	1.06	
21	02628	China Life Insurance Co. Ltd. - H Shares	217,282.31	1.02	
22	00486	United Company RUSAL Ltd. *	–	204,194.12	N.A.
23	00388	Hong Kong Exchanges and Clearing Ltd.	182,209.77	0.86	
24	00019	Swire Pacific Ltd.	167,483.42	0.79	
25	00066	MTR Corporation Ltd.	166,258.48	0.78	
26	00004	Wharf (Holdings) Ltd., The	162,519.12	0.76	
27	00494	Li & Fung Ltd.	160,934.90	0.76	
28	06210	Vale S.A. - DR *	–	153,373.06	N.A.
29	00101	Hang Lung Properties Ltd.	152,198.21	0.72	
30	00002	CLP Holdings Ltd.	151,346.42	0.71	
31	01928	Sands China Ltd.	139,710.94	0.66	
32	01288	Agricultural Bank of China Ltd. - H Shares	135,558.21	0.64	
33	00003	Hong Kong and China Gas Co. Ltd., The	134,022.13	0.63	
34	00386	China Petroleum & Chemical Corporation - H Shares	130,887.81	0.62	
35	00688	China Overseas Land & Investment Ltd.	129,289.25	0.61	
36	01088	China Shenhua Energy Co. Ltd. - H Shares	124,558.05	0.59	
37	01880	Belle International Holdings Ltd.	120,272.16	0.57	
38	00012	Henderson Land Development Co. Ltd.	117,285.94	0.55	
39	01128	Wynn Macau, Ltd.	112,568.75	0.53	
40	00006	Power Assets Holdings Ltd.	110,981.61	0.52	
41	00322	Tingyi (Cayman Islands) Holdings Corp.	106,260.81	0.50	
42	03968	China Merchants Bank Co., Ltd. - H Shares	84,270.80	0.40	
43	01038	Cheung Kong Infrastructure Holdings Ltd.	82,842.22	0.39	
44	00144	China Merchants Holdings (International) Co. Ltd.	80,768.24	0.38	
45	00151	Want Want China Holdings Ltd.	80,723.30	0.38	
46	00267	CITIC Pacific Ltd.	78,811.66	0.37	
47	01109	China Resources Land Ltd.	78,438.22	0.37	
48	00291	China Resources Enterprise, Ltd.	75,785.53	0.36	
49	02601	China Pacific Insurance (Group) Co., Ltd. - H Shares	75,644.91	0.36	
50	00880	SJM Holdings Ltd.	74,588.95	0.35	
Total			13,506,266.34	63.53	
Market Total			21,259,067.69	100.00	

Notes:

Foreign company included since July 2010

* Foreign companies not solely listed in Hong Kong

Main Board Equities

Short Selling (value)

		Short selling turnover (HK\$ mil.)	Equity turnover (HK\$ mil.) *	% of equity total
2010	Q1	254,445.78	2,953,639.11	8.61
	Q2	278,492.48	2,788,065.18	9.99
	Q3	231,187.06	2,783,988.10	8.30
	Q4	308,007.77	3,885,615.68	7.93
2011	Q1	273,905.42	3,337,783.59	8.21

* Include Main Board and GEM figures

Note: Turnover value traded in non-HKD currency securities have been included start from 29 November 2010.

Short Selling (share)

		Short selling turnover (Mil. shs)	Equity turnover (Mil. shs) *	% of equity total
2010	Q1	21,677.84	926,224.94	2.34
	Q2	24,633.79	956,653.63	2.57
	Q3	20,554.19	882,787.31	2.33
	Q4	26,787.09	1,131,725.16	2.37
2011	Q1	22,721.76	872,394.66	2.60

* Include Main Board and GEM figures

New Listing Companies Statistics

		No. of newly listed companies	No. of companies transferred from GEM *	Funds raised (HK\$ mil.) #
2010	Q1	13	0	33,962.31
	Q2	13	2	16,304.58
	Q3	21	5	109,964.78
	Q4	47	5	288,596.31
2011	Q1	10	4	17,315.18

* Included only the transfers of listing from GEM to Main Board pursuant to the revised Rule 9.24 of GEM Listing Rules and to the new Chapter 9A of the Main Board Listing Rules effective from 1 July 2008

All funds raised are attributed to the initial public offers of newly listed companies

Main Board Equities

Newly Listed Companies

for 1st quarter 2011

Code	Company name	Listing date	No. of issued shares	Funds raised (HK\$ mil.)
00080	China New Economy Fund Ltd.	2011/01/06	303,000,000	312.09
01089	Sumpo Food Holdings Ltd.	2011/01/11	1,660,000,000	312.80
02011	KEE Holdings Co. Ltd.	2011/01/12	415,000,000	152.95
01323	Newtree Group Holdings Ltd.	2011/01/13	666,666,000	370.50
02218	Yantai North Andre Juice Co. Ltd. - H Shares *	2011/01/19	1,760,176,000	–
01075	Capinfo Co. Ltd. - H Shares *	2011/01/21	774,498,000	–
01143	Telefield International (Holdings) Ltd.	2011/01/27	411,714,000	134.06
01121	Baofeng Modern International Holdings Co. Ltd.	2011/01/28	1,000,000,000	700.00
01057	Zhejiang Shibao Co. Ltd. - H Shares *	2011/03/09	86,714,000	–
01380	China Kingstone Mining Holdings Ltd.	2011/03/18	2,000,000,000	1,500.75
03688	Top Spring International Holdings Ltd.	2011/03/23	1,000,000,000	1,557.50
01378	China Hongqiao Group Ltd.	2011/03/24	5,885,000,000	6,372.00
02488	Launch Tech Co. Ltd. - H Shares *	2011/03/28	27,360,000	–
03360	Far East Horizon Ltd.	2011/03/30	2,842,400,000	5,902.54
Total				17,315.18

* Transfers of listing from GEM to Main Board pursuant to the revised Rule 9.24 of the GEM Listing Rules and to the new Chapter 9A of the Main Board Listing Rules effective from 1 July 2008.

Main Board Equities

Withdrawal of Listed Companies

for 1st quarter 2011

Code	Company name	Last trading date	Delisted date
NIL			

Main Board Equities

Company Name Changes

for 1st quarter 2011

Code	Old name	New name	Effective date	Adoption date
00895	Shenzhen Dongjiang Environmental Co. Ltd. - H Shares	Dongjiang Environmental Co. Ltd. - H Shares	2011/01/11	2011/01/13
00067	Lumena Resources Corp.	China Lumena New Materials Corp.	2010/12/08	2011/01/14
00094	Omicorp Ltd.	Greenheart Group Ltd.	2010/12/21	2011/01/19
00646	Yardway Group Ltd.	China Environmental Technology Holdings Ltd.	2010/12/30	2011/02/08
00894	Man Yue International Holdings Ltd.	Man Yue Technology Holdings Ltd.	2011/01/14	2011/02/16
00686	Time Infrastructure Holdings Ltd.	Goldpoly New Energy Holdings Ltd.	2011/01/18	2011/02/17
02362	Macau Investment Holdings Ltd.	Jinchuan Group International Resources Co. Ltd.	2011/02/08	2011/02/18
00006	Hongkong Electric Holdings Ltd.	Power Assets Holdings Ltd.	2011/02/16	2011/02/23
00209	Sewco International Holdings Ltd.	China Tycoon Beverage Holdings Ltd.	2011/01/26	2011/02/25
00307	Tidetime Sun (Group) Ltd.	Up Energy Development Group Ltd.	2011/02/14	2011/03/08
00162	China Golden Development Holdings Ltd.	Century Ginwa Retail Holdings Ltd.	2011/02/28	2011/03/31

* Change of English name only

Change of Chinese name only

Main Board Equities

Bonus Issues / Bonus Warrants

for 1st quarter 2011

Code	Company	Particulars	Ex-date
00731	Samson Paper Holdings Ltd.	1 for 1	2011/01/03
01002	V.S. International Group Ltd.	1 2014 wt for 2 rts shs	2011/01/04
00732	Truly International Holdings Ltd.	1 for 10	2011/01/13
01222	Wang On Group Ltd.	1 for 8 rts shs	2011/01/18
02333	Great Wall Motor Co. Ltd. - H Shares	15 for 10	2011/01/26
00593	Allied Overseas Ltd.	1 2016 wt for 5	2011/01/31
02088	Xiwang Sugar Holdings Co. Ltd.	1 2012 wt for 6	2011/02/01
00315	SmarTone Telecommunications Holdings Ltd.	1 for 1	2011/03/23

Share Split / Consolidation

for 1st quarter 2011

Code	Company	Particulars	Effective date
00767	Pacific Plywood Holdings Ltd.	Consolidation 25 into 1	2011/01/10
01130	China Environmental Resources Group Ltd.	Consolidation 5 into 1	2011/01/17
00479	CIL Holdings Ltd.	Consolidation 20 into 1	2011/01/19
00895	Dongjiang Environmental Co. Ltd. - H Shares	Consolidation 10 into 1	2011/01/20
00732	Truly International Holdings Ltd.	Split 1 into 5	2011/01/20
00901	Radford Capital Investment Ltd.	Consolidation 10 into 1	2011/01/24
01222	Wang On Group Ltd.	Consolidation 5 into 1	2011/01/28
00612	China Investment Fund Co. Ltd.	Consolidation 5 into 1	2011/02/15
00412	Heritage International Holdings Ltd.	Consolidation 10 into 1	2011/02/17
01997	Regent Manner International Holdings Ltd.	Split 1 into 2	2011/02/28
00692	Bao Yuan Holdings Ltd.	Consolidation 20 into 1	2011/03/08
00885	Forefront Group Ltd.	Consolidation 10 into 1	2011/03/08
00273	Willie International Holdings Ltd.	Consolidation 5 into 1	2011/03/17
00986	Nam Hing Holdings Ltd.	Consolidation 16 into 1	2011/03/21
00275	Hanny Holdings Ltd.	Consolidation 10 into 1	2011/03/22
01031	Golden Resorts Group Ltd.	Consolidation 2 into 1	2011/03/23

Main Board Equities

Rights Issues & Open Offers

for 1st quarter 2011

Month	Code	Company	Ratio	Funds raised (HK\$ mil.)
Jan	03868	Qunxing Paper Holdings Co. Ltd.	Open offer 1 for 2 @\$0.66	349.01
	01003	21 Holdings Ltd.	Rts 10 for 1 @\$0.19	214.12
			(after consolidation 20 into 1)	
	00092	Champion Technology Holdings Ltd.	Rts 4 for 9 @\$0.15	271.23
	00263	China Yunnan Tin Minerals Group Co. Ltd.	Rts 8 for 1 @\$0.10	480.77
	00329	Dragonite International Ltd.	Rts 20 for 1 @\$0.22	406.39
			(after consolidation 40 into 1)	
Feb	00069	Shangri-La Asia Ltd.	Rts 1 for 12 @\$19.50	4,694.66
	01222	Wang On Group Ltd.	Rts 8 for 1 @\$0.10	521.99
			with bonus 1 for 8 rts shs	
			(after consolidation 5 into 1)	
	00343	Culturecom Holdings Ltd.	Rts 1 for 2 @\$0.35	120.62
	00616	Easyknit Enterprises Holdings Ltd.	Rts 1 for 2 @\$0.35	64.25
Mar	00612	China Investment Fund Co. Ltd.	Open offer 2 for 1 @\$0.15	76.51
	01002	V.S. International Group Ltd.	Rts 1 for 3 @\$0.12	34.68
			with bonus 1 2014 wt for 2 rts shs	
	00371	Beijing Enterprises Water Group Ltd.	Open offer 1 for 2 @\$1.485	3,390.82
	02324	Capital VC Ltd.	Rts 1 for 2 @\$0.30	58.42
	00004	Wharf (Holdings) Ltd., The	Rts 1 for 10 @\$36.50	10,051.59
	00851	Sheng Yuan Holdings Ltd.	Rts 2 for 5 @\$0.42	141.41
	00412	Heritage International Holdings Ltd.	Rts 1 for 2 @\$0.50	47.49
			(after consolidation 10 into 1)	
	00305	Dragon Hill Wuling Automobile Holdings Ltd.	Open offer 1 for 6 @\$0.90	150.51
Total				21,074.47

Main Board Equities

Placing*

Month	Code	Company	No. of new shares placed	Placing price (HK\$)	Funds raised (HK\$ mil.)
2011					
Jan	01149	ANXIN-CHINA	140,100,000	2.300	322.23
	00692	BAO YUAN-NEW	980,000,000	0.025	24.01
	00397	C GOGREEN ASSET	200,000,000	0.150	30.00
	00362	C ZENITH CHEM	1,200,000,000	0.220	264.00
	00149	CH AGRI-PROD EX	300,000,000	0.250	75.00
	00633	CH ALL ACCESS	160,000,000	2.680	428.80
	00290	CH FORTUNE GP	280,534,000	0.328	92.02
	00326	CHINA STAR ENT	577,855,000	0.070	40.45
	00269	CHINA TIMBER	1,800,000,000	0.300	540.00
	02369	CHINA WIRELESS	150,000,000	4.550	682.50
	00479	CIL HOLDINGS	475,060,000	0.173	82.00
	01163	DEJIN RES	350,000,000	0.300	105.00
	00689	EPI (HOLDINGS)	920,000,000	0.068	62.10
	00279	FREEMAN FIN	2,000,000,000	0.275	550.00
	00801	GOLDEN MEDITECH	120,000,000	1.500	180.00
	00067	LUMENA	340,000,000	2.810	955.40
	00136	MASCOTTE HOLD	354,100,608	0.400	141.64
	00802	RCG	6,450,000	3.100	20.00
	00183	RICHFIELD GP	250,000,000	1.010	252.50
	01878	SOUTHGOBI	375,297	82.870	31.10
	00515	TC INTERCONNECT	60,000,000	3.790	227.40
	00891	TRINITY	100,000,000	7.500	750.00
	00621	WING HING INT'L	346,000,000	0.400	138.40
Feb	01141	BJ YUSHENGTANG	1,000,000,000	0.320	320.00
	00290	CH FORTUNE GP	500,000,000	0.200	100.00
	00209	CH TYCOON BEV	150,000,000	1.050	157.50
	00651	CHI O SHIPBLDG	1,412,745,760	0.200	282.55
	00736	CHINA PPT INV	27,000,000	0.405	10.94
	00705	CVM MINERALS	340,000,000	0.228	77.52
	00943	EFORCE HOLDINGS	317,000,000	0.106	33.60
	00064	GET NICE	224,000,000	0.510	114.24
	00686	GOLDPOLY NEW EN	125,370,000	1.450	181.79
	00558	LK TECH	102,000,000	2.500	255.00
	00433	NORTH MINING	442,500,000	0.320	141.60
	00767	PACIFIC PLYWOOD	15,400,000	0.740	11.40
	00802	RCG	19,000,000	2.500	47.50
	01142	SIBERIAN MINING	140,000,000	0.135	18.90
	00223	SRGL	222,752,000	0.350	77.96
	01808	TAI-I INT'L	210,000,000	0.060	12.60
	00909	ZHONGDA INT'L	1,012,000	0.740	0.75
	00909	ZHONGDA INT'L	2,948,547	0.678	2.00

Main Board Equities

Month	Code	Company	No. of new shares placed	Placing price (HK\$)	Funds raised (HK\$ mil.)
Mar	00024	BURWILL	460,000,000	0.480	220.80
	00155	CHINA SOLAR	720,000,000	0.114	82.08
	00838	EVA HOLDINGS	47,342,000	6.250	295.89
	00309	LO'S ENVIRO-PRO	30,600,000	0.700	21.42
	00233	MY MEDICARE	294,000,000	0.810	238.14
	01142	SIBERIAN MINING	120,000,000	0.135	16.20
	01207	SRE GROUP	700,000,000	0.810	567.00
	00672	ZHONGAN REALEST	50,000,000	1.400	70.00
Total					9,351.90

* Due to the reporting time-lag, placing figures for the quarter are provisional.

Main Board Warrants

Warrant Trading Statistics

		Equity wts (HK\$ mil.)	Derivative wts (HK\$ mil.)	Total (HK\$ mil.)
2010	Q1	228.05	588,420.02	588,648.07
	Q2	302.00	538,302.09	538,604.09
	Q3	375.85	669,145.29	669,521.14
	Q4	884.16	896,594.85	897,479.00
2011	Q1	393.42	829,434.95	829,828.38

Warrant Market Value

		Number	Equity wts (HK\$ mil.)	Number	Derivative wts (HK\$ mil.)	Total no.	Total (HK\$ mil.)
2010	Q1	20	1,201.13	3,974	106,176.30	3,994	107,377.43
	Q2	25	1,697.57	4,114	86,643.45	4,139	88,341.02
	Q3	25	2,204.10	4,348	131,501.94	4,373	133,706.04
	Q4	22	2,049.41	5,148	142,445.77	5,170	144,495.18
2011	Q1	23	1,217.46	5,689	148,882.52	5,712	150,099.98

New Listing Statistics – Warrants

		No. of newly listed equity wts	No. of newly listed derivative wts	Amount raised (HK\$ mil.)
2010	Q1	1	1,649	75,616.53
	Q2	8	1,536	64,484.98
	Q3	2	1,938	72,490.02
	Q4	1	2,703	115,549.29
2011	Q1	2	2,056	86,446.46

Newly Listed Equity Warrants

for 1st quarter 2011

Code	Equity warrants	Initial issued amount (HK\$)	Listing date	Expiry	Amount raised (HK\$ mil.)
00664	Allied Overseas Ltd. Warrants 2016	206,962,600	2011/03/04	2016/03/04	–
00284	V.S. International Group Ltd. Warrants 2014	17,339,520	2011/03/16	2014/03/15	–
Total					–

Main Board Warrants

Newly Listed Derivative Warrants

for 1st quarter 2011

Code	Derivative warrants	No. of issue (units)	Listing date	Expiry	Amount raised (HK\$ mil.)
27942	Goldman Sachs SP (Asia) - Belle Int'l European Wts Jun 2011	100,000,000	2011/01/03	2011/06/27	16.20
27943	Goldman Sachs SP (Asia) - Belle Int'l European Wts Dec 2011	100,000,000	2011/01/03	2011/12/12	25.00
27945	Goldman Sachs SP (Asia) - CC Bank Euro Put Wts Jul 2011	200,000,000	2011/01/03	2011/07/04	81.00
27944	Goldman Sachs SP (Asia) - Evergrande European Wts Jul 2011 A	100,000,000	2011/01/03	2011/07/04	50.00
27946	Goldman Sachs SP (Asia) - HKEx European Put Wts Sep 2011 B	200,000,000	2011/01/03	2011/09/05	50.00
27941	Standard Chartered Bank - Sinopec Corp European Wts Jul 2011	100,000,000	2011/01/03	2011/07/11	45.00
25290#	KBC Fin Products Int'l Ltd. - Hutchison Euro Wts Apr 2011 A	230,000,000	2011/01/03	2011/04/04	96.60
27969	BNP Paribas Arbit Issu B.V. - Hutchison Euro Wts Jul 2011 B	100,000,000	2011/01/04	2011/07/05	26.00
27947	HK Bank - A50 China European Warrants Nov 2011	200,000,000	2011/01/04	2011/11/21	30.00
27948	HK Bank - A50 China European Put Warrants Jan 2012	150,000,000	2011/01/04	2012/01/18	22.50
27957	KBC Fin Products Int'l Ltd. - BOC HK European Wts Jul 2011 B	198,000,000	2011/01/04	2011/07/07	29.70
27958	KBC Fin Products Int'l Ltd. - BOC HK Euro Put Wts Jul 2011	108,000,000	2011/01/04	2011/07/15	41.04
27959	KBC Fin Products Int'l Ltd. - Ch Mobile Euro Wt Jul 2011 A	128,000,000	2011/01/04	2011/07/04	47.36
27960	KBC Fin Products Int'l Ltd. - Ch Mobile Euro Wt Jul 2011 B	158,000,000	2011/01/04	2011/07/08	39.50
27965	KBC Fin Products Int'l Ltd. - CNOOC European Wts May 2011 B	128,000,000	2011/01/04	2011/05/25	21.76
27961	KBC Fin Products Int'l Ltd. - Sinopec Euro Wts Jun 2011	158,000,000	2011/01/04	2011/06/28	37.92
27962	KBC Fin Products Int'l Ltd. - Sinopec Euro Wts Jul 2011	108,000,000	2011/01/04	2011/07/04	51.84
27963	KBC Fin Products Int'l Ltd. - Sinopec Euro Wts Aug 2011 C	128,000,000	2011/01/04	2011/08/18	32.00
27964	KBC Fin Products Int'l Ltd. - Sinopec Corp Eu Put Wt Jul2011	68,000,000	2011/01/04	2011/07/04	65.96
27966	KBC Fin Products Int'l Ltd. - PetroChina Euro Wts May 2011 C	128,000,000	2011/01/04	2011/05/05	46.08
27968	KBC Fin Products Int'l Ltd. - PetroChina Euro Wts Jul 2011	128,000,000	2011/01/04	2011/07/04	42.24
27967	KBC Fin Products Int'l Ltd. - Tencent Holdings Eu Wt Jun11D	108,000,000	2011/01/04	2011/06/01	16.20
27949	Macquarie Bank Ltd. - CC Bank European Warrants May 2011	200,000,000	2011/01/04	2011/05/23	60.80
27951	Macquarie Bank Ltd. - CITIC Bank European Warrants Jun 2011	150,000,000	2011/01/04	2011/06/22	28.50
27950	Macquarie Bank Ltd. - China Life European Wts Jun 2011	250,000,000	2011/01/04	2011/06/27	37.50
27953	UBS AG - CPIC European Warrants May 2011 B	100,000,000	2011/01/04	2011/05/16	15.00
27955	UBS AG - HSI European Put Warrants Jul 2011 C	200,000,000	2011/01/04	2011/07/28	50.00
27952	UBS AG - HSI European Warrants May 2011 F	200,000,000	2011/01/04	2011/05/30	30.00
27954	UBS AG - HSI European Warrants Jun 2011 C	200,000,000	2011/01/04	2011/06/29	38.00
27956	UBS AG - HSI European Put Warrants May 2011 G	200,000,000	2011/01/04	2011/05/30	30.00
27979	Credit Suisse AG - Agricultural Bank European Wts Jul 2011	300,000,000	2011/01/05	2011/07/11	75.00
27978	Credit Suisse AG - Agricultural Bank European Wts Apr 2011 F	300,000,000	2011/01/05	2011/04/06	45.00
27980	Credit Suisse AG - AIA European Warrants Apr 2011 D	300,000,000	2011/01/05	2011/04/26	45.00
27981	Credit Suisse AG - CC Bank European Warrants Apr 2011 C	300,000,000	2011/01/05	2011/04/18	120.00
27982	Credit Suisse AG - China Life European Warrants May 2011 C	300,000,000	2011/01/05	2011/05/30	45.00
27983	Credit Suisse AG - China Life European Warrants Jun 2011 D	300,000,000	2011/01/05	2011/06/27	45.00
27987	Credit Suisse AG - Sinopec Corp European Warrants Apr 2011 B	300,000,000	2011/01/05	2011/04/06	75.00
27986	Credit Suisse AG - CPIC European Warrants May 2011 A	300,000,000	2011/01/05	2011/05/03	45.00
27988	Credit Suisse AG - HSI European Put Warrants Apr 2011 G	300,000,000	2011/01/05	2011/04/28	45.00
27984	Credit Suisse AG - ICBC European Warrants Apr 2011 D	300,000,000	2011/01/05	2011/04/15	69.00
27985	Credit Suisse AG - ICBC European Warrants Apr 2011 E	300,000,000	2011/01/05	2011/04/26	45.00
27974	CC Rabobank B.A. - China Oilfield European Warrants Aug 2011	180,000,000	2011/01/05	2011/08/02	45.00

Main Board Warrants

Code	Derivative warrants	No. of			Amount raised (HK\$ mil.)
		issue (units)	Listing date	Expiry	
27971	CC Rabobank B.A. - Minsheng Bank European Wts Jun 2011 B	100,000,000	2011/01/05	2011/06/13	30.00
27972	CC Rabobank B.A. - Gome European Warrants Jun 2011	100,000,000	2011/01/05	2011/06/20	25.00
27970	CC Rabobank B.A. - HSI European Warrants Jun 2011	150,000,000	2011/01/05	2011/06/29	22.50
27977	CC Rabobank B.A. - HSI European Warrants Sep 2011	150,000,000	2011/01/05	2011/09/29	37.50
27975	CC Rabobank B.A. - HSI European Put Warrants Jun 2011 A	150,000,000	2011/01/05	2011/06/29	22.50
27976	CC Rabobank B.A. - HSI European Put Warrants Jun 2011 B	150,000,000	2011/01/05	2011/06/29	30.00
27973	CC Rabobank B.A. - Weichai Power European Warrants Jul 2011	150,000,000	2011/01/05	2011/07/07	120.00
28016	BNP Paribas Arbit Issu B.V. - BOCL European Wts Aug 2011 B	100,000,000	2011/01/06	2011/08/02	26.00
27989	Goldman Sachs SP (Asia) - Cheung Kong European Wts Jul 2011	200,000,000	2011/01/06	2011/07/11	68.00
28017	KBC Fin Products Int'l Ltd. - Anhui Conch Euro Wts Jul 2011	88,000,000	2011/01/06	2011/07/06	22.00
28025	KBC Fin Products Int'l Ltd. - Anhui Conch Euro Put Wt Jul 11	88,000,000	2011/01/06	2011/07/06	27.28
28018	KBC Fin Products Int'l Ltd. - Chi Res Land Euro Wts Oct 2011	80,000,000	2011/01/06	2011/10/21	20.00
28026	KBC Fin Products Int'l Ltd. - Chi Res Land Euro Put Wt Sep11	80,000,000	2011/01/06	2011/09/01	20.00
28027	KBC Fin Products Int'l Ltd. - Dongfeng Euro Put Wts Sep 2011	88,000,000	2011/01/06	2011/09/01	24.99
28019	KBC Fin Products Int'l Ltd. - Dongfeng Euro Wts Aug 2011 A	88,000,000	2011/01/06	2011/08/23	19.36
28020	KBC Fin Products Int'l Ltd. - Dongfeng Euro Wts Aug 2011 B	88,000,000	2011/01/06	2011/08/08	13.20
28021	KBC Fin Products Int'l Ltd. - Hang Lung Ppt Euro Wts Jun2011	108,000,000	2011/01/06	2011/06/15	25.92
28028	KBC Fin Products Int'l Ltd. - Hang Lung Ppt Eu Put Wt Aug 11	108,000,000	2011/01/06	2011/08/15	30.24
28022	KBC Fin Products Int'l Ltd. - KECL European Wts Dec 2011	108,000,000	2011/01/06	2011/12/15	17.28
28029	KBC Fin Products Int'l Ltd. - KECL European Put Wts Dec 2011	80,000,000	2011/01/06	2011/12/08	20.00
28023	KBC Fin Products Int'l Ltd. - PetroChina Euro Wts Jan 2012	158,000,000	2011/01/06	2012/01/05	30.02
28024	KBC Fin Products Int'l Ltd. - Sinopharm Euro Wts Jul 2011A	80,000,000	2011/01/06	2011/07/08	20.00
28030	KBC Fin Products Int'l Ltd. - Sinopharm Euro Put Wts Jul2011	80,000,000	2011/01/06	2011/07/06	42.40
28004	RB of Scotland N.V. - China Shenhua European Wts Jun 2011	150,000,000	2011/01/06	2011/06/27	25.80
28003	RB of Scotland N.V. - China Shenhua European Wts Jul 2011	150,000,000	2011/01/06	2011/07/07	49.20
28001	RB of Scotland N.V. - Jiangxi Copper European Wts Jul 2011 A	300,000,000	2011/01/06	2011/07/07	112.80
28002	RB of Scotland N.V. - Jiangxi Copper European Wts Jul 2011 B	300,000,000	2011/01/06	2011/07/07	78.30
28012	Standard Chartered Bank - Cheung Kong European Wts Aug 2011	50,000,000	2011/01/06	2011/08/08	20.00
28013	Standard Chartered Bank - Cheung Kong European Wts Jun 2012	100,000,000	2011/01/06	2012/06/04	19.00
27999	Standard Chartered Bank - China Life European Wts Dec 2011 A	100,000,000	2011/01/06	2011/12/01	30.00
28000	Standard Chartered Bank - China Mobile Euro Wts Aug 2011 B	100,000,000	2011/01/06	2011/08/08	30.00
28014	Standard Chartered Bank - China Shenhua Euro Wts Aug 2011	100,000,000	2011/01/06	2011/08/02	25.00
28015	Standard Chartered Bank - China Shenhua Euro Wts Dec 2011	100,000,000	2011/01/06	2011/12/01	48.00
28007	SGA Societe Generale Acceptance N.V. - AGBK Eu Wt Jul 2011 A	200,000,000	2011/01/06	2011/07/06	52.00
28005	SGA Societe Generale Acceptance N.V. - AGBK Eu Wt Jun 2011 A	200,000,000	2011/01/06	2011/06/22	64.00
28006	SGA Societe Generale Acceptance N.V. - AGBK Eu Wt Jun 2011 B	200,000,000	2011/01/06	2011/06/27	34.00
27990	SGA Societe Generale Acceptance N.V. - BYD Euro Wts Jun 2011	100,000,000	2011/01/06	2011/06/01	29.00
28008	SGA Societe Generale Acceptance N.V. - CCB Eur Wt Jun 2011 A	120,000,000	2011/01/06	2011/06/01	60.00
28009	SGA Societe Generale Acceptance N.V. - CCB Eur Wt Jul 2011A	120,000,000	2011/01/06	2011/07/06	42.00
27991	SGA Societe Generale Acceptance N.V. - CK(H) Eu Wt Apr 2011B	100,000,000	2011/01/06	2011/04/06	34.00
27992	SGA Societe Generale Acceptance N.V. - CLife Eu Wt Jun 2011D	300,000,000	2011/01/06	2011/06/22	45.00
27993	SGA Societe Generale Acceptance N.V. - CLife Eu Wt Jul 2011B	300,000,000	2011/01/06	2011/07/06	75.00
27994	SGA Societe Generale Acceptance N.V. - CLife Eu Wt Aug 2011A	300,000,000	2011/01/06	2011/08/01	45.00
27995	SGA Societe Generale Acceptance N.V. - HSBC Eu Wt Jun 2011 B	300,000,000	2011/01/06	2011/06/15	54.00

Main Board Warrants

Code	Derivative warrants	No. of			Amount raised (HK\$ mil.)
		issue (units)	Listing date	Expiry	
28010	SGA Societe Generale Acceptance N.V. - ICBC Eu Wt Jun 2011 A	150,000,000	2011/01/06	2011/06/27	31.50
28011	SGA Societe Generale Acceptance N.V. - ICBC Eu Wt Jul 2011	150,000,000	2011/01/06	2011/07/06	52.50
27996	SGA Societe Generale Acceptance N.V. - SHK P Eu Wt Apr 2011B	50,000,000	2011/01/06	2011/04/06	26.50
27997	SGA Societe Generale Acceptance N.V. - SHK P Eu Wt Apr 2011C	50,000,000	2011/01/06	2011/04/11	14.50
27998	SGA Societe Generale Acceptance N.V. - Tencent Eu Wt Jun 11B	200,000,000	2011/01/06	2011/06/20	52.00
28037	BOCI Asia Ltd. - CNBM European Warrants Sep 2011	100,000,000	2011/01/07	2011/09/05	25.00
28039	BOCI Asia Ltd. - Dongfeng Motor European Warrants Nov 2011	100,000,000	2011/01/07	2011/11/07	25.00
28040	BOCI Asia Ltd. - Geely Auto European Warrants Jul 2011	100,000,000	2011/01/07	2011/07/11	37.50
28041	BOCI Asia Ltd. - ICBC European Warrants Aug 2011	100,000,000	2011/01/07	2011/08/08	25.00
28042	BOCI Asia Ltd. - Shimao Ppt European Warrants Dec 2011	100,000,000	2011/01/07	2011/12/30	16.00
28035	Goldman Sachs SP (Asia) - HSI European Put Wts Jul 2011 C	200,000,000	2011/01/07	2011/07/28	51.00
28031	Goldman Sachs SP (Asia) - HSI European Warrants Jul 2011 B	200,000,000	2011/01/07	2011/07/28	51.00
28032	Goldman Sachs SP (Asia) - PetroChina European Wts Jul 2011	200,000,000	2011/01/07	2011/07/18	64.00
28045	Standard Chartered Bank - CC Bank European Warrants Nov 2011	100,000,000	2011/01/07	2011/11/01	25.00
28046	Standard Chartered Bank - Hutchison European Wts Aug 2011	100,000,000	2011/01/07	2011/08/08	38.00
28047	Standard Chartered Bank - Hutchison European Wts Oct 2011 A	100,000,000	2011/01/07	2011/10/31	100.00
28048	Standard Chartered Bank - Hutchison European Wts Dec 2011	100,000,000	2011/01/07	2011/12/01	28.00
28043	SGA Societe Generale Acceptance N.V. - CLife Eu Wt Jun 2011E	300,000,000	2011/01/07	2011/06/27	63.00
28044	SGA Societe Generale Acceptance N.V. - HSBC Eu Wt Jul 2011 B	300,000,000	2011/01/07	2011/07/11	141.00
28033	UBS AG - HSI European Warrants May 2011 H	200,000,000	2011/01/07	2011/05/30	30.00
28034	UBS AG - HSI European Warrants May 2011 I	200,000,000	2011/01/07	2011/05/30	30.00
28036	UBS AG - HSI European Warrants Jul 2011 B	200,000,000	2011/01/07	2011/07/28	50.00
28038	UBS AG - HSI European Put Warrants May 2011 J	200,000,000	2011/01/07	2011/05/30	30.00
26154 [#]	Merrill Lynch Int'l & Co. C.V. - HKEx Euro Wts May 2011 D	100,000,000	2011/01/07	2011/05/06	15.50
28062	Credit Suisse AG - CNOOC European Warrants Jun 2011 C	300,000,000	2011/01/10	2011/06/01	45.00
28063	Credit Suisse AG - A50 China European Warrants Sep 2011 B	300,000,000	2011/01/10	2011/09/19	45.00
28064	Credit Suisse AG - A50 China European Warrants Nov 2011 B	300,000,000	2011/01/10	2011/11/21	45.00
28061	Credit Suisse AG - HSI European Put Warrants Apr 2011 H	300,000,000	2011/01/10	2011/04/28	45.00
10029	Deutsche Bank AG - AUD/USD European Warrants Jul 2011	50,000,000	2011/01/10	2011/07/11	12.50
28060	Deutsche Bank AG - CNOOC European Warrants Jun 2011 B	150,000,000	2011/01/10	2011/06/07	22.50
10030	Deutsche Bank AG - GBP/USD European Warrants Jul 2011	50,000,000	2011/01/10	2011/07/11	12.50
10034	Deutsche Bank AG - GBP/USD European Put Warrants Jul 2011	50,000,000	2011/01/10	2011/07/11	12.50
28052	KBC Fin Products Int'l Ltd. - AIA European Warrants May 11C	188,000,000	2011/01/10	2011/05/23	28.20
28067	KBC Fin Products Int'l Ltd. - Ch Mobile Euro Wt Aug 2011	128,000,000	2011/01/10	2011/08/08	32.00
28066	KBC Fin Products Int'l Ltd. - Ch Mobile Euro Wt Jul 2011 C	128,000,000	2011/01/10	2011/07/15	32.00
28068	KBC Fin Products Int'l Ltd. - CNOOC European Wts Jun 2011 D	108,000,000	2011/01/10	2011/06/01	16.20
28053	KBC Fin Products Int'l Ltd. - Hutchison Euro Wts Jul 2011 B	180,000,000	2011/01/10	2011/07/04	28.80
28069	KBC Fin Products Int'l Ltd. - Ping An European Wts May 2011C	108,000,000	2011/01/10	2011/05/23	16.20
28054	KBC Fin Products Int'l Ltd. - Swire Pacific A Euro Wts Dec11	88,000,000	2011/01/10	2011/12/01	22.00
28057	Macquarie Bank Ltd. - CM Bank European Warrants Jul 2011 A	250,000,000	2011/01/10	2011/07/05	37.75
28058	Macquarie Bank Ltd. - HSBC European Warrants Jun 2011 A	200,000,000	2011/01/10	2011/06/02	32.00
28059	Macquarie Bank Ltd. - HSBC European Warrants Jun 2011 B	200,000,000	2011/01/10	2011/06/14	43.60
28055	SGA Societe Generale Acceptance N.V. - CMB Euro Wts Jul 11A	200,000,000	2011/01/10	2011/07/13	34.00
28049	SGA Societe Generale Acceptance N.V. - HWL Eur Wt Jun 2011 C	200,000,000	2011/01/10	2011/06/22	110.00

Main Board Warrants

Code	Derivative warrants	No. of			Amount raised (HK\$ mil.)
		issue (units)	Listing date	Expiry	
28050	SGA Societe Generale Acceptance N.V. - HWL Eur Wt Jun 2011 D	200,000,000	2011/01/10	2011/06/27	88.00
28051	SGA Societe Generale Acceptance N.V. - HWL Eur Wt Jul 2011 B	200,000,000	2011/01/10	2011/07/25	86.00
28056	SGA Societe Generale Acceptance N.V.-Mongolia En Eu Wt Jul11	50,000,000	2011/01/10	2011/07/25	13.00
24023 [#]	KBC Fin Products Int'l Ltd. - HSBC European Wts Sep 2011A	900,000,000	2011/01/10	2011/09/01	61.20
28097	BOCI Asia Ltd. - Ch Overseas European Warrants Dec 2011	100,000,000	2011/01/11	2011/12/28	25.00
28098	BOCI Asia Ltd. - Ch Ship Cont European Warrants Aug 2011	100,000,000	2011/01/11	2011/08/01	50.00
28099	BOCI Asia Ltd. - Zijin Mining European Warrants Dec 2011	100,000,000	2011/01/11	2011/12/28	15.00
10036	BNP Paribas Arbit Issu B.V. -EUR/USD European Warrants Jul11	200,000,000	2011/01/11	2011/07/11	50.00
10032	BNP Paribas Arbit Issu B.V. - EUR/USD European Put Wts Jul11	200,000,000	2011/01/11	2011/07/11	50.00
10031	BNP Paribas Arbit Issu B.V. -USD/YEN European Warrants Jul11	200,000,000	2011/01/11	2011/07/11	50.00
10037	BNP Paribas Arbit Issu B.V. - USD/YEN European Put Wts Jul11	200,000,000	2011/01/11	2011/07/11	50.00
28112	Credit Suisse AG - HSI European Warrants Apr 2011 I	300,000,000	2011/01/11	2011/04/28	45.00
28100	Credit Suisse AG - Hutchison European Warrants Jun 2011 B	300,000,000	2011/01/11	2011/06/07	99.00
28101	Credit Suisse AG - Hutchison European Warrants Jun 2011 C	300,000,000	2011/01/11	2011/06/23	87.00
28102	Citigroup Global Mkt H Inc.-Alibaba European Warrants Nov 11	80,000,000	2011/01/11	2011/11/28	20.00
28103	Citigroup Global Mkt H Inc. - Sinopec Corp Euro Wts May 2012	80,000,000	2011/01/11	2012/05/21	12.00
28104	Citigroup Global Mkt H Inc. - A50 China Euro Wts Sep 2011 C	80,000,000	2011/01/11	2011/09/12	12.00
28105	Deutsche Bank AG - BankComm European Warrants Jun 2011	80,000,000	2011/01/11	2011/06/07	28.00
28106	Deutsche Bank AG - BYD European Warrants Jul 2011	80,000,000	2011/01/11	2011/07/11	23.20
28108	Deutsche Bank AG - Cheung Kong European Warrants Oct 2012	150,000,000	2011/01/11	2012/10/09	30.00
28109	Deutsche Bank AG - Geely Auto European Warrants Jul 2011	80,000,000	2011/01/11	2011/07/11	28.80
28110	Deutsche Bank AG - KECL European Warrants Dec 2011	80,000,000	2011/01/11	2011/12/12	13.60
28120	Goldman Sachs SP (Asia) - Alibaba European Warrants Jun 2011	200,000,000	2011/01/11	2011/06/28	30.60
28094	Goldman Sachs SP (Asia) - Hutchison European Wts May 2011 A	200,000,000	2011/01/11	2011/05/09	97.00
28095	Goldman Sachs SP (Asia) - Yanzhou Coal European Wts Jun 2011	200,000,000	2011/01/11	2011/06/13	30.00
28096	HK Bank - CNOOC European Warrants Jul 2012	200,000,000	2011/01/11	2012/07/18	50.00
28111	J P Morgan SP BV - China Life European Warrants Jul 2011	300,000,000	2011/01/11	2011/07/11	75.00
28113	KBC Fin Products Int'l Ltd. - Cheung Kong Eur Wts Jul 2011 B	108,000,000	2011/01/11	2011/07/15	27.00
28107	KBC Fin Products Int'l Ltd. - CK(H) Euro Put Wts Oct 2011	108,000,000	2011/01/11	2011/10/31	27.00
28119	KBC Fin Products Int'l Ltd. - Hutchison Eur Put Wts Aug 2011	68,000,000	2011/01/11	2011/08/01	102.68
28114	KBC Fin Products Int'l Ltd. - Hutchison Euro Wts May 2011 B	238,000,000	2011/01/11	2011/05/03	35.70
28115	KBC Fin Products Int'l Ltd. - Hutchison Euro Wts Jun 2011 F	188,000,000	2011/01/11	2011/06/07	75.20
28116	KBC Fin Products Int'l Ltd. - Hutchison Euro Wts Jun 2011 G	238,000,000	2011/01/11	2011/06/27	35.70
28117	KBC Fin Products Int'l Ltd. - Hutchison Euro Wts Jul 2011 C	238,000,000	2011/01/11	2011/07/18	35.70
28118	KBC Fin Products Int'l Ltd. - Hutchison Eur Put Wts Jul 11E	80,000,000	2011/01/11	2011/07/11	73.60
28089	Merrill Lynch Int'l & Co. C.V. - HSCEI European Wts Jun 2011	100,000,000	2011/01/11	2011/06/29	15.10
28090	Merrill Lynch Int'l & Co. C.V. - HSCEI European Wts Aug 2011	100,000,000	2011/01/11	2011/08/30	25.00
28091	Merrill Lynch Int'l & Co. C.V. - HSCEI European Wts Apr 2012	100,000,000	2011/01/11	2012/04/27	25.00
28093	Merrill Lynch Int'l & Co. C.V. - HSCEI Euro Put Wts Jun 2011	100,000,000	2011/01/11	2011/06/29	15.80
28092	Merrill Lynch Int'l & Co. C.V. - HSCEI Euro Put Wts Jul 2011	100,000,000	2011/01/11	2011/07/28	19.80
28082	Nomura Int'l plc - Agricultural Bk European Warrants Jul 11	100,000,000	2011/01/11	2011/07/29	28.20
28086	Nomura Int'l plc - BOCL European Warrants Jul 2011 A	100,000,000	2011/01/11	2011/07/29	25.00
28079	Nomura Int'l plc - China Mobile European Warrants Jun 2011	100,000,000	2011/01/11	2011/06/30	17.20
28078	Nomura Int'l plc - China Mobile European Warrants Jul 2011	80,000,000	2011/01/11	2011/07/29	28.80

Main Board Warrants

Code	Derivative warrants	No. of			Amount raised (HK\$ mil.)
		issue (units)	Listing date	Expiry	
28088	Nomura Int'l plc - CC Bank European Put Warrants Jul 2011	100,000,000	2011/01/11	2011/07/29	46.00
28076	Nomura Int'l plc - CC Bank European Warrants Jul 2011 A	100,000,000	2011/01/11	2011/07/29	49.60
28077	Nomura Int'l plc - CC Bank European Warrants Jul 2011 B	100,000,000	2011/01/11	2011/07/29	32.40
28084	Nomura Int'l plc - China Life European Warrants Jun 2011	100,000,000	2011/01/11	2011/06/27	15.00
28085	Nomura Int'l plc - China Life European Warrants Jul 2011 B	100,000,000	2011/01/11	2011/07/29	25.00
28075	Nomura Int'l plc - CNOOC European Warrants Nov 2011	100,000,000	2011/01/11	2011/11/30	25.00
28074	Nomura Int'l plc - Sinopec European Warrants Jul 2011 B	100,000,000	2011/01/11	2011/07/29	31.00
28080	Nomura Int'l plc - Dongfang Elec European Warrants Jun 2011	100,000,000	2011/01/11	2011/06/17	49.60
28081	Nomura Int'l plc - Dongfang Elec European Warrants Jul 2011	100,000,000	2011/01/11	2011/07/29	34.80
28065	Nomura Int'l plc - HSBC European Warrants Jul 2011	80,000,000	2011/01/11	2011/07/29	39.60
28087	Nomura Int'l plc - HSBC European Put Warrants Jul 2011	60,000,000	2011/01/11	2011/07/29	29.94
28070	Nomura Int'l plc - Hutchison European Warrants May 2011	100,000,000	2011/01/11	2011/05/31	15.00
28071	Nomura Int'l plc - Hutchison European Warrants Jul 2011	100,000,000	2011/01/11	2011/07/29	15.00
28083	Nomura Int'l plc - ICBC European Warrants Jul 2011	100,000,000	2011/01/11	2011/07/29	29.60
28072	Nomura Int'l plc - JIANC European Warrants May 2011 C	100,000,000	2011/01/11	2011/05/31	15.80
28073	Nomura Int'l plc - JIANC European Warrants Jul 2011	100,000,000	2011/01/11	2011/07/29	25.00
28121	UBS AG - Cheung Kong European Warrants Jul 2011	200,000,000	2011/01/11	2011/07/11	50.00
28122	UBS AG - CNOOC European Warrants Dec 2011	300,000,000	2011/01/11	2011/12/19	75.00
28123	UBS AG - HKEx European Warrants Aug 2011 A	300,000,000	2011/01/11	2011/08/04	45.00
28124	UBS AG - Hutchison European Warrants Jul 2011 B	200,000,000	2011/01/11	2011/07/11	84.00
27854 [#]	Merrill Lynch Int'l & Co. C.V. - Ch Mobile Eur Wt May 2011 A	170,000,000	2011/01/11	2011/05/23	40.46
23506 [#]	Merrill Lynch Int'l & Co. C.V. - Ch Mobile Eur Wt Dec 2011	250,000,000	2011/01/11	2011/12/05	19.00
28133	BOCI Asia Ltd. - CM Bank European Warrants Dec 2011	100,000,000	2011/01/12	2011/12/28	25.00
28134	BOCI Asia Ltd. - CNOOC European Warrants Dec 2011	100,000,000	2011/01/12	2011/12/19	25.00
28135	BOCI Asia Ltd. - HSBC European Warrants May 2011	100,000,000	2011/01/12	2011/05/30	17.00
28151	BNP Paribas Arbit Issu B.V. - CC Bank Euro Wts Jul 2011	200,000,000	2011/01/12	2011/07/04	34.00
28152	BNP Paribas Arbit Issu B.V. - HSBC European Wts Jun 2011 C	200,000,000	2011/01/12	2011/06/02	38.00
28153	BNP Paribas Arbit Issu B.V. - HSBC European Wts Aug 2011	200,000,000	2011/01/12	2011/08/02	40.00
28154	BNP Paribas Arbit Issu B.V. - Swire Pacific A Euro Wts Dec12	100,000,000	2011/01/12	2012/12/04	26.00
28155	Credit Suisse AG - HSBC European Wts Sep 2011	300,000,000	2011/01/12	2011/09/19	45.00
28136	Citigroup Global Mkt H Inc. - HKEx European Wts Jul 2011	100,000,000	2011/01/12	2011/07/26	15.00
28137	Citigroup Global Mkt H Inc. - Yanzhou Coal European Wt Jun11C	80,000,000	2011/01/12	2011/06/15	12.00
28138	Deutsche Bank AG - Alibaba European Warrants Sep 2011	80,000,000	2011/01/12	2011/09/20	20.80
10033	Deutsche Bank AG - Apple European Warrants Jul 2011 A	50,000,000	2011/01/12	2011/07/12	116.50
28139	Deutsche Bank AG - Cathay Pacific European Warrants May 2011	100,000,000	2011/01/12	2011/05/23	15.00
28140	Deutsche Bank AG - Esprit European Warrants Jul 2011	100,000,000	2011/01/12	2011/07/18	29.00
28141	Deutsche Bank AG - Jiangxi Copper European Warrants May 2011	80,000,000	2011/01/12	2011/05/30	12.00
28142	Deutsche Bank AG - Sands China European Warrants Jul 2011 A	80,000,000	2011/01/12	2011/07/18	20.00
28149	Goldman Sachs SP (Asia) - China Mobile Euro Put Wts Jul 2011	200,000,000	2011/01/12	2011/07/11	52.00
28150	Goldman Sachs SP (Asia) - Hutchison European Wts May 2011 B	200,000,000	2011/01/12	2011/05/30	78.00
28143	Macquarie Bank Ltd. - Anta Sports European Warrants Jan 2012	100,000,000	2011/01/12	2012/01/05	25.10
28144	Macquarie Bank Ltd. - BOCL European Warrants Aug 2011	100,000,000	2011/01/12	2011/08/02	25.00
28146	Macquarie Bank Ltd. - China Overseas European Wts Dec 2011	100,000,000	2011/01/12	2011/12/14	15.70
28145	Macquarie Bank Ltd. - Digital China European Warrants Dec 11	100,000,000	2011/01/12	2011/12/02	25.10

Main Board Warrants

Code	Derivative warrants	No. of			Amount raised (HK\$ mil.)
		issue (units)	Listing date	Expiry	
28148	Macquarie Bank Ltd. - Hutchison European Put Wts Oct 2011	100,000,000	2011/01/12	2011/10/10	15.30
28147	Macquarie Bank Ltd. - Hutchison European Warrants Jul 2011 B	150,000,000	2011/01/12	2011/07/12	37.50
28125	Macquarie Bank Ltd. - Sh Ind H European Warrants Jul 2011	100,000,000	2011/01/12	2011/07/28	25.00
28158	RB of Scotland N.V. - CC Bank European Warrants Jul 2011 A	100,000,000	2011/01/12	2011/07/18	26.60
28156	RB of Scotland N.V. - China Coal European Warrants Oct 2011	200,000,000	2011/01/12	2011/10/03	50.20
28157	RB of Scotland N.V. - China Coal European Warrants Nov 2011	200,000,000	2011/01/12	2011/11/28	34.40
28126	SGA Societe Generale Acceptance N.V. - BOCL Eu Wt Jun 2011 B	200,000,000	2011/01/12	2011/06/27	36.00
28128	SGA Societe Generale Acceptance N.V. -Ch Mob Eu Wt Jul 2011A	200,000,000	2011/01/12	2011/07/18	50.00
28127	SGA Societe Generale Acceptance N.V. - CCB Eur Wt Jun 2011 B	200,000,000	2011/01/12	2011/06/01	56.00
28129	SGA Societe Generale Acceptance N.V. - CNOOC Eu Wt Jul 2011	400,000,000	2011/01/12	2011/07/18	80.00
28132	SGA Societe Generale Acceptance N.V. - Shenhua Eu Wt Sep 11A	150,000,000	2011/01/12	2011/09/05	37.50
28130	SGA Societe Generale Acceptance N.V. - HWL Eur Wt Jun 2011 E	200,000,000	2011/01/12	2011/06/01	84.00
28131	SGA Societe Generale Acceptance N.V. - Tencent Eu Wt Aug 11	200,000,000	2011/01/12	2011/08/29	50.00
28159	UBS AG - CC Bank European Warrants Jun 2011 A	200,000,000	2011/01/12	2011/06/07	40.00
28160	UBS AG - China Life European Warrants Jun 2011 C	300,000,000	2011/01/12	2011/06/27	45.00
28161	UBS AG - China Mobile European Warrants Jul 2011 B	200,000,000	2011/01/12	2011/07/04	30.00
28162	UBS AG - Hutchison European Warrants Jul 2011 C	200,000,000	2011/01/12	2011/07/18	104.00
25702#	Macquarie Bank Ltd. - Hutchison European Warrants Jun 2011 B	300,000,000	2011/01/12	2011/06/02	120.00
22348#	Credit Suisse AG - Ping An European Warrants Nov 2011 B	400,000,000	2011/01/12	2011/11/07	43.60
26424#	UBS AG - HKEx European Warrants May 2011 F	300,000,000	2011/01/12	2011/05/23	32.70
28175	BOCI Asia Ltd. - Anta Sports European Warrants Nov 2011	100,000,000	2011/01/13	2011/11/02	19.00
28176	BOCI Asia Ltd. - Ch Agri-Ind European Warrants Dec 2012	100,000,000	2011/01/13	2012/12/31	25.00
28177	BOCI Asia Ltd. - HS Bank European Warrants Jul 2011	100,000,000	2011/01/13	2011/07/05	15.00
28178	BOCI Asia Ltd. - MTRC European Warrants Oct 2011	100,000,000	2011/01/13	2011/10/31	15.00
28181	BNP Paribas Arbit Issu B.V. - CMOC European Warrants Dec2012	100,000,000	2011/01/13	2012/12/04	25.00
28182	BNP Paribas Arbit Issu B.V. - CSR European Warrants Oct 2011	100,000,000	2011/01/13	2011/10/04	25.00
28183	BNP Paribas Arbit Issu B.V. - Yanzhou Coal Euro Wts Nov 2011	100,000,000	2011/01/13	2011/11/02	32.00
28172	Citigroup Global Mkt H Inc. - HSBC European Wts Jun 2011	80,000,000	2011/01/13	2011/06/14	20.00
28171	Goldman Sachs SP (Asia) - HSI European Warrants Aug 2011 A	200,000,000	2011/01/13	2011/08/30	50.00
28170	Goldman Sachs SP (Asia) - HSI European Warrants Jul 2011 D	200,000,000	2011/01/13	2011/07/28	51.00
28174	Goldman Sachs SP (Asia) - HSI European Put Wts Jul 2011 E	200,000,000	2011/01/13	2011/07/28	50.00
28173	HK Bank - HWL European Warrants May 2011	150,000,000	2011/01/13	2011/05/09	37.50
28198	J P Morgan Int'l Der. Ltd. - CC Bank European Wts Apr 2011 B	200,000,000	2011/01/13	2011/04/13	56.20
28188	KBC Fin Products Int'l Ltd. - Angang Steel Euro Wts Aug11A	108,000,000	2011/01/13	2011/08/15	27.00
28189	KBC Fin Products Int'l Ltd. - Angang Steel Euro Wts Aug11B	108,000,000	2011/01/13	2011/08/01	16.20
28194	KBC Fin Products Int'l Ltd. - Angang Steel Euro Put Wt Jul11	80,000,000	2011/01/13	2011/07/15	20.00
28190	KBC Fin Products Int'l Ltd. - Belle European Wts Aug 2011	108,000,000	2011/01/13	2011/08/01	16.20
28195	KBC Fin Products Int'l Ltd. - Belle European Put Wts Aug 11	80,000,000	2011/01/13	2011/08/15	21.60
28191	KBC Fin Products Int'l Ltd. - CNBM European Warrants Aug 11	88,000,000	2011/01/13	2011/08/01	16.72
28196	KBC Fin Products Int'l Ltd. - CNBM European Put Wts Jul11	88,000,000	2011/01/13	2011/07/15	24.64
28192	KBC Fin Products Int'l Ltd. - Hutchison Euro Wts May 2011 C	238,000,000	2011/01/13	2011/05/23	35.70
28193	KBC Fin Products Int'l Ltd. - YZ Coal European Wts Jul 2011A	80,000,000	2011/01/13	2011/07/15	20.00
28197	KBC Fin Products Int'l Ltd. - Yanzhou Coal Euro Put Wt Aug11	68,000,000	2011/01/13	2011/08/01	26.52
28184	Macquarie Bank Ltd. - Agile Ppt European Warrants Jul 2011 B	100,000,000	2011/01/13	2011/07/15	15.00

Main Board Warrants

Code	Derivative warrants	No. of			Amount raised (HK\$ mil.)
		issue (units)	Listing date	Expiry	
28185	Macquarie Bank Ltd. - BOCHK European Warrants Nov 2011	150,000,000	2011/01/13	2011/11/04	37.50
28186	Macquarie Bank Ltd. - China EB Ltd European Warrants Aug 11	150,000,000	2011/01/13	2011/08/15	22.80
28199	Macquarie Bank Ltd. -GCL-Poly Energy European Warrants Jul11	250,000,000	2011/01/13	2011/07/28	62.50
28187	Macquarie Bank Ltd. - Sh Petrochem European Wts Jul 2011	88,000,000	2011/01/13	2011/07/13	22.35
28163	Merrill Lynch Int'l & Co. C.V. -Agricultural Bk Eu Wt Apr 11	80,000,000	2011/01/13	2011/04/26	19.52
28164	Merrill Lynch Int'l & Co. C.V. -Agricultural Bk Eu Wt Jun 11	80,000,000	2011/01/13	2011/06/14	12.32
28168	Merrill Lynch Int'l & Co. CV-Agricultural Bk Eu Put Wt Jun11	80,000,000	2011/01/13	2011/06/07	21.60
28165	Merrill Lynch Int'l & Co. C.V. - BOCL European Wts Apr 2011C	80,000,000	2011/01/13	2011/04/26	12.64
28166	Merrill Lynch Int'l & Co. C.V. - Ch Mobile Eur Wt Jun 2011 A	80,000,000	2011/01/13	2011/06/08	12.32
28167	Merrill Lynch Int'l & Co. C.V. - Ch Mobile Eur Wt Jul 2011	80,000,000	2011/01/13	2011/07/04	15.84
28169	Merrill Lynch Int'l & Co. C.V. - ICBC European Put Wts Apr11	80,000,000	2011/01/13	2011/04/26	12.16
28180	Standard Chartered Bank - CNOOC European Warrants Jul 2011	100,000,000	2011/01/13	2011/07/25	15.00
28179	Standard Chartered Bank - HSBC European Warrants May 2011	100,000,000	2011/01/13	2011/05/27	20.00
26154 [#]	Merrill Lynch Int'l & Co. C.V. - HKEx Euro Wts May 2011 D	300,000,000	2011/01/13	2011/05/06	42.30
28201	BOCI Asia Ltd. - Alibaba European Warrants Dec 2011	100,000,000	2011/01/14	2011/12/05	25.00
28202	BOCI Asia Ltd. - Belle Int'l European Warrants Dec 2011	100,000,000	2011/01/14	2011/12/12	25.00
28203	BOCI Asia Ltd. - BYD European Warrants May 2011	100,000,000	2011/01/14	2011/05/17	17.00
28204	BOCI Asia Ltd. - CITBK European Warrants Sep 2011	100,000,000	2011/01/14	2011/09/05	30.00
28220	Citigroup Global Mkt H Inc. - China Life Euro Wts Jul 2011	120,000,000	2011/01/14	2011/07/18	30.00
28221	Citigroup Global Mkt H Inc. - PetroChina Euro Wts Oct 2012	100,000,000	2011/01/14	2012/10/19	15.00
28206	Deutsche Bank AG - Anhui Conch European Warrants Jun 2011	80,000,000	2011/01/14	2011/06/07	36.00
28208	Deutsche Bank AG - Bank of EA European Warrants Jul 2011	80,000,000	2011/01/14	2011/07/18	20.80
28209	Deutsche Bank AG - China Overseas European Warrants Oct 2011	80,000,000	2011/01/14	2011/10/10	20.00
10038	Deutsche Bank AG - DJIA European Warrants Sep 2011	100,000,000	2011/01/14	2011/09/19	25.00
10042	Deutsche Bank AG - DJIA European Put Warrants Sep 2011	100,000,000	2011/01/14	2011/09/19	35.00
10035	Deutsche Bank AG - Nikkei 225 Index European Wts Sep 2011	100,000,000	2011/01/14	2011/09/09	25.00
10039	Deutsche Bank AG - Nikkei 225 Index Euro Put Wts Sep 2011	100,000,000	2011/01/14	2011/09/09	32.00
28210	Deutsche Bank AG - Sinofert European Warrants Jul 2011	80,000,000	2011/01/14	2011/07/18	24.80
28211	Deutsche Bank AG - Wynn Macau European Warrants Jul 2011	80,000,000	2011/01/14	2011/07/18	20.00
28200	Goldman Sachs SP (Asia) - HKEx European Warrants Jul 2011	200,000,000	2011/01/14	2011/07/18	30.00
28207	HK Bank - CC Bank European Warrants May 2011 B	150,000,000	2011/01/14	2011/05/18	37.50
28212	J P Morgan SP BV - China Coal European Warrants Aug 2011	200,000,000	2011/01/14	2011/08/25	30.00
28205	Macquarie Bank Ltd. - HKEx European Put Warrants Aug 2011	250,000,000	2011/01/14	2011/08/03	62.50
28215	RB of Scotland N.V. - China Life European Wts Aug 2011 A	200,000,000	2011/01/14	2011/08/01	30.60
28216	RB of Scotland N.V. - HSBC European Warrants Apr 2011	100,000,000	2011/01/14	2011/04/28	45.50
28217	RB of Scotland N.V. - HSBC European Warrants May 2011	100,000,000	2011/01/14	2011/05/09	31.10
28218	RB of Scotland N.V. - HSBC European Warrants Jul 2011 A	100,000,000	2011/01/14	2011/07/14	26.20
28219	RB of Scotland N.V. - HWL European Warrants Jul 2011	100,000,000	2011/01/14	2011/07/14	25.40
28213	UBS AG - HKEx European Warrants Nov 2011 B	300,000,000	2011/01/14	2011/11/28	75.00
28214	UBS AG - Hutchison European Warrants Aug 2011	300,000,000	2011/01/14	2011/08/15	75.00
28233	Deutsche Bank AG - Hutchison European Warrants Jul 2011 A	150,000,000	2011/01/17	2011/07/25	30.00
28232	Deutsche Bank AG - Hutchison European Warrants May 2011 B	150,000,000	2011/01/17	2011/05/30	24.00
28234	Goldman Sachs SP (Asia) - Evergrande European Wts Jul 2011 B	100,000,000	2011/01/17	2011/07/18	47.50
28235	Goldman Sachs SP (Asia) - Ping An European Warrants May 2011	200,000,000	2011/01/17	2011/05/04	62.00

Main Board Warrants

Code	Derivative warrants	No. of			Amount raised (HK\$ mil.)
		issue (units)	Listing date	Expiry	
28231	J P Morgan Int'l Der. Ltd. - CC Bank European Wts Apr 2011 C	200,000,000	2011/01/17	2011/04/26	34.20
28236	KBC Fin Products Int'l Ltd. - China Shenhua Eu Wt Aug 2011	80,000,000	2011/01/17	2011/08/01	20.00
28222	Merrill Lynch Int'l & Co. C.V. - Ch Mobile Eur Wt Jun 2011 B	80,000,000	2011/01/17	2011/06/27	32.40
28223	Merrill Lynch Int'l & Co. C.V. - HSBC Euro Wts Jun 2011 A	60,000,000	2011/01/17	2011/06/14	26.40
28224	Merrill Lynch Int'l & Co. C.V. - HSBC Euro Wts Jan 2013	200,000,000	2011/01/17	2013/01/31	30.00
28225	Merrill Lynch Int'l & Co. C.V. - Ping An Euro Wts May 2011	60,000,000	2011/01/17	2011/05/11	16.20
28226	Merrill Lynch Int'l & Co. C.V. - Ping An Euro Wts Jun 2011	60,000,000	2011/01/17	2011/06/14	18.90
28227	Merrill Lynch Int'l & Co. C.V. - Ping An Euro Wts Dec 2011	150,000,000	2011/01/17	2011/12/21	22.50
28228	Merrill Lynch Int'l & Co. C.V. - Ping An Euro Wts Mar 2012 B	150,000,000	2011/01/17	2012/03/13	22.50
28229	Merrill Lynch Int'l & Co. C.V. - Ping An Euro Put Wts Jul 12	100,000,000	2011/01/17	2012/07/30	25.00
28237	RB of Scotland N.V. - Alibaba European Warrants Dec 2011	200,000,000	2011/01/17	2011/12/05	50.00
28238	RB of Scotland N.V. - Belle Int'l European Warrants Nov 2011	200,000,000	2011/01/17	2011/11/14	37.00
28230	Standard Chartered Bank - CPIC European Warrants May 2011	100,000,000	2011/01/17	2011/05/23	17.50
26679#	Credit Suisse AG - HSBC European Wts Apr 2011 D	300,000,000	2011/01/17	2011/04/04	111.00
26978#	KBC Fin Products Int'l Ltd. - Ch Mobile Euro Wt Jun 2011	290,000,000	2011/01/17	2011/06/03	68.73
25565#	KBC Fin Products Int'l Ltd. - China Life Euro Wts Apr 2011 B	300,000,000	2011/01/17	2011/04/12	39.90
26484#	SGA Societe Generale Acceptance N.V. - HSBC Eu Wt May 2011 D	100,000,000	2011/01/17	2011/05/11	38.00
28247	BOCI Asia Ltd. - China Mobile European Warrants Aug 2011	100,000,000	2011/01/18	2011/08/01	25.00
28265	BNP Paribas Arbit Issu B.V. - Agile Ppt European Wts Jan 12	100,000,000	2011/01/18	2012/01/04	25.00
28266	BNP Paribas Arbit Issu B.V. - China Tel Euro Wts Feb 2012	75,000,000	2011/01/18	2012/02/02	26.25
28249	Credit Suisse AG - Alibaba European Warrants Jun 2011	200,000,000	2011/01/18	2011/06/20	30.00
28250	Credit Suisse AG - BOC HK European Warrants Jun 2011 A	200,000,000	2011/01/18	2011/06/24	30.00
28251	Credit Suisse AG - Cheung Kong European Warrants Jun 2011 B	200,000,000	2011/01/18	2011/06/10	60.00
28252	Credit Suisse AG - Esprit European Warrants May 2011	200,000,000	2011/01/18	2011/05/31	30.00
28253	Credit Suisse AG - Hang Seng Bank European Warrants May 2011	200,000,000	2011/01/18	2011/05/23	78.00
28254	Credit Suisse AG - Hutchison European Warrants Oct 2012	300,000,000	2011/01/18	2012/10/15	45.00
28255	Credit Suisse AG - Hutchison European Put Warrants Jul 2011B	300,000,000	2011/01/18	2011/07/18	75.00
28256	Credit Suisse AG - Hutchison European Put Warrants Oct 2011	300,000,000	2011/01/18	2011/10/10	45.00
28257	Credit Suisse AG - Yanzhou Coal European Warrants Jun 2011 A	200,000,000	2011/01/18	2011/06/07	50.00
10043	Deutsche Bank AG - Apple European Warrants Jul 2011 B	50,000,000	2011/01/18	2011/07/18	81.00
28248	Deutsche Bank AG - Sands China European Warrants Jul 2011 B	80,000,000	2011/01/18	2011/07/25	20.00
28268	Bank of East Asia - China Overseas European Warrants Dec 11	90,000,000	2011/01/18	2011/12/23	22.50
28267	Bank of East Asia - CNOOC European Warrants Dec 2011	72,000,000	2011/01/18	2011/12/23	18.00
28269	Bank of East Asia - HKEx European Warrants Dec 2011	75,000,000	2011/01/18	2011/12/23	18.75
28270	Bank of East Asia - JIANC European Warrants Dec 2011	47,000,000	2011/01/18	2011/12/23	12.69
28258	Goldman Sachs SP (Asia) - China Life Euro Wts Jul 2011 B	200,000,000	2011/01/18	2011/07/25	61.60
28260	Goldman Sachs SP (Asia) - CPIC European Warrants Jun 2011	200,000,000	2011/01/18	2011/06/07	30.80
28259	Goldman Sachs SP (Asia) - Hutchison European Wts Jul 2011 B	200,000,000	2011/01/18	2011/07/25	106.00
28239	HK Bank - China Coal European Warrants Nov 2011 B	100,000,000	2011/01/18	2011/11/28	15.00
28240	HK Bank - China Life European Warrants Jun 2011 A	150,000,000	2011/01/18	2011/06/03	22.50
28241	HK Bank - CM Bank European Warrants Sep 2011	120,000,000	2011/01/18	2011/09/20	30.00
28242	HK Bank - ZTE European Warrants Aug 2011	100,000,000	2011/01/18	2011/08/18	25.00
28244	J P Morgan SP BV - Ping An European Warrants Apr 2011	100,000,000	2011/01/18	2011/04/18	34.60
28245	J P Morgan SP BV - Ping An European Warrants Jun 2011	100,000,000	2011/01/18	2011/06/30	25.80

Main Board Warrants

Code	Derivative warrants	No. of			Amount raised (HK\$ mil.)
		issue (units)	Listing date	Expiry	
28243	J P Morgan SP BV - Yurun Food European Warrants Jul 2011	80,000,000	2011/01/18	2011/07/18	20.00
28246	Macquarie Bank Ltd. - Minsheng Bank European Warrants Jul 11	88,000,000	2011/01/18	2011/07/18	22.09
28261	RB of Scotland N.V. - BOCL European Warrants Aug 2011	100,000,000	2011/01/18	2011/08/01	28.20
10040	RB of Scotland N.V. - DJIA European Warrants Sep 2011	100,000,000	2011/01/18	2011/09/16	25.30
10044	RB of Scotland N.V. - DJIA European Put Warrants Sep 2011 A	100,000,000	2011/01/18	2011/09/16	25.00
10041	RB of Scotland N.V. - Gold European Put Warrants Aug 2011	100,000,000	2011/01/18	2011/08/01	25.00
28262	RB of Scotland N.V. - HKEx European Warrants Oct 2011 B	200,000,000	2011/01/18	2011/10/10	30.00
28264	UBS AG - Hutchison European Warrants Jul 2011 D	300,000,000	2011/01/18	2011/07/25	75.00
28263	UBS AG - Ping An European Warrants May 2011 C	200,000,000	2011/01/18	2011/05/03	80.00
25413 [#]	Merrill Lynch Int'l & Co. C.V. -HSI European Put Wts Mar11F	350,000,000	2011/01/18	2011/03/30	11.55
24663 [#]	SGA Societe Generale Acceptance N.V. - CLife Eu Wt Mar 2011B	100,000,000	2011/01/18	2011/03/07	19.40
25840 [#]	SGA Societe Generale Acceptance N.V. - ICBC Eu Wt Apr 2011 B	120,000,000	2011/01/18	2011/04/20	30.00
28281	Credit Suisse AG - China Tel European Warrants Apr 2011	200,000,000	2011/01/19	2011/04/29	30.00
28282	Credit Suisse AG - China Tel European Warrants May 2011	200,000,000	2011/01/19	2011/05/16	30.00
28280	Credit Suisse AG - HSBC European Wts Apr 2011 F	300,000,000	2011/01/19	2011/04/26	45.00
28276	Credit Suisse AG - Yanzhou Coal European Warrants Jul 2011	200,000,000	2011/01/19	2011/07/19	50.00
28277	Deutsche Bank AG - CNOOC European Warrants Dec 2011	200,000,000	2011/01/19	2011/12/12	36.60
28278	Deutsche Bank AG - CNOOC European Put Warrants Jun 2011	100,000,000	2011/01/19	2011/06/27	15.00
28279	Deutsche Bank AG - Hutchison European Put Warrants Oct 2011	100,000,000	2011/01/19	2011/10/17	15.00
28271	Goldman Sachs SP (Asia) - CC Bank European Wts Jul 2011 B	200,000,000	2011/01/19	2011/07/25	50.00
28274	Macquarie Bank Ltd. - ICBC European Warrants Aug 2011	150,000,000	2011/01/19	2011/08/02	42.30
28285	CC Rabobank B.A. - HKEx European Warrants May 2011 C	200,000,000	2011/01/19	2011/05/25	30.00
28284	CC Rabobank B.A. - Lenovo European Warrants Jul 2011	80,000,000	2011/01/19	2011/07/25	42.40
28283	CC Rabobank B.A. - China Mengniu European Warrants Jul 2011	100,000,000	2011/01/19	2011/07/28	25.00
28286	CC Rabobank B.A. - Tencent Holdings European Wts Jul 2011	150,000,000	2011/01/19	2011/07/21	25.50
28275	Standard Chartered Bank - China Mobile Euro Wts Sep 2011	100,000,000	2011/01/19	2011/09/09	40.00
28272	SGA Societe Generale Acceptance N.V. - GCL-Poly Eu Wt Jul 11	100,000,000	2011/01/19	2011/07/27	34.00
28273	SGA Societe Generale Acceptance N.V. - HWL Eur Wt Jun 2011 F	200,000,000	2011/01/19	2011/06/13	66.00
24607 [#]	Macquarie Bank Ltd. - ICBC European Warrants Mar 2011	200,000,000	2011/01/19	2011/03/02	29.00
25892 [#]	Credit Suisse AG - Tencent Holdings European Put Wts Apr 11	300,000,000	2011/01/19	2011/04/26	19.80
28287	BOCI Asia Ltd. - Evergrande European Warrants Jul 2011	100,000,000	2011/01/20	2011/07/25	30.00
28288	BOCI Asia Ltd. - GCL-Poly Energy European Warrants Jul 2011B	100,000,000	2011/01/20	2011/07/25	30.00
28331	BNP Paribas Arbit Issu B.V. - HK Gas European Warrants Sep11	90,000,000	2011/01/20	2011/09/02	22.50
28332	BNP Paribas Arbit Issu B.V. - Sh Ind H European Wts Aug11	40,000,000	2011/01/20	2011/08/02	12.80
28333	BNP Paribas Arbit Issu B.V. - Stanchart European Wts Aug11	100,000,000	2011/01/20	2011/08/02	25.00
28321	Credit Suisse AG - Ch Comm Cons European Warrants May 2011	200,000,000	2011/01/20	2011/05/16	30.00
28322	Credit Suisse AG - CPIC European Warrants May 2011 B	200,000,000	2011/01/20	2011/05/30	30.00
28326	Credit Suisse AG - A50 China European Put Warrants Sep 2011	300,000,000	2011/01/20	2011/09/22	45.00
28324	Credit Suisse AG - HSBC European Put Warrants Sep 2011	300,000,000	2011/01/20	2011/09/27	45.00
28316	Credit Suisse AG - HSBC European Wts Jun 2011 B	300,000,000	2011/01/20	2011/06/21	45.00
28323	Credit Suisse AG - HSI European Put Warrants May 2011 C	300,000,000	2011/01/20	2011/05/30	45.00
28315	Credit Suisse AG - HSI European Warrants Apr 2011 J	300,000,000	2011/01/20	2011/04/28	45.00
28317	Credit Suisse AG - Hutchison European Warrants Jul 2011 C	300,000,000	2011/01/20	2011/07/25	75.00
28325	Credit Suisse AG - Hutchison European Put Warrants Jul 2011D	300,000,000	2011/01/20	2011/07/11	102.00

Main Board Warrants

Code	Derivative warrants	No. of			Amount raised (HK\$ mil.)
		issue (units)	Listing date	Expiry	
28318	Credit Suisse AG - Jiangxi Copper European Wts May 2011 B	200,000,000	2011/01/20	2011/05/24	30.00
28319	Credit Suisse AG - Tencent Holdings European Wts Jun 2011 G	300,000,000	2011/01/20	2011/06/20	45.00
28320	Credit Suisse AG - Tencent Holdings European Wts Jun 2011 H	300,000,000	2011/01/20	2011/06/23	45.00
28329	Deutsche Bank AG - China Telecom European Wts May 2011	150,000,000	2011/01/20	2011/05/17	26.55
28327	Deutsche Bank AG - Cheung Kong European Put Wts Nov 2011	100,000,000	2011/01/20	2011/11/07	15.00
28328	Deutsche Bank AG - China Life European Put Wts Jul 2011	100,000,000	2011/01/20	2011/07/25	25.00
28330	Deutsche Bank AG - HSBC European Warrants Jul 2011 A	300,000,000	2011/01/20	2011/07/25	150.00
28306	Goldman Sachs SP (Asia) - China Tel European Wts May 2011	200,000,000	2011/01/20	2011/05/09	51.00
28307	Goldman Sachs SP (Asia) - China Tel European Wts Jul 2011	200,000,000	2011/01/20	2011/07/25	70.00
28308	Goldman Sachs SP (Asia) - China Unicom European Wts Oct11	200,000,000	2011/01/20	2011/10/21	31.40
28309	Goldman Sachs SP (Asia) - HSBC European Warrants Jun 2011 A	200,000,000	2011/01/20	2011/06/03	56.00
28310	Goldman Sachs SP (Asia) - HSBC European Warrants Jun 2011 B	200,000,000	2011/01/20	2011/06/07	32.40
28311	Goldman Sachs SP (Asia) - Hutchison European Wts May 2011 C	200,000,000	2011/01/20	2011/05/30	47.40
28313	HK Bank - China COSCO European Warrants May 2012	100,000,000	2011/01/20	2012/05/18	25.00
28305	HK Bank - HSI European Put Warrants Jul 2011	300,000,000	2011/01/20	2011/07/28	75.00
28303	HK Bank - HSI European Warrants Dec 2011 A	300,000,000	2011/01/20	2011/12/29	75.00
28304	HK Bank - HSI European Warrants Dec 2011 B	300,000,000	2011/01/20	2011/12/29	75.00
28298	J P Morgan SP BV - HSBC European Warrants May 2011	200,000,000	2011/01/20	2011/05/09	57.80
28296	J P Morgan SP BV - HSBC European Warrants Apr 2011 D	200,000,000	2011/01/20	2011/04/27	30.00
28297	J P Morgan SP BV - HSBC European Warrants Apr 2011 E	200,000,000	2011/01/20	2011/04/21	30.00
28299	J P Morgan SP BV - HSBC European Warrants Jul 2011 A	200,000,000	2011/01/20	2011/07/28	67.40
28300	J P Morgan SP BV - HSBC European Warrants Jul 2011 B	200,000,000	2011/01/20	2011/07/20	51.40
28301	J P Morgan SP BV - HSBC European Warrants Jul 2011 C	200,000,000	2011/01/20	2011/07/28	50.00
28302	J P Morgan SP BV - Stanchart European Warrants Jul 2011	100,000,000	2011/01/20	2011/07/20	25.00
28314	KBC Fin Products Int'l Ltd. - Tencent Holdings Eu Wt Jul 11C	108,000,000	2011/01/20	2011/07/04	17.28
28312	Macquarie Bank Ltd. - HSBC European Warrants Aug 2011	300,000,000	2011/01/20	2011/08/02	75.00
28289	Standard Chartered Bank - HSBC European Warrants Sep 2011 B	100,000,000	2011/01/20	2011/09/19	25.00
28292	SGA Societe Generale Acceptance N.V. - HSBC Eu Wt Aug 2011 A	300,000,000	2011/01/20	2011/08/03	48.00
28290	SGA Societe Generale Acceptance N.V. - HSBC Eu Wt Jun 2011 C	300,000,000	2011/01/20	2011/06/08	90.00
28291	SGA Societe Generale Acceptance N.V. - HSBC Eu Wt Jul 2011 C	300,000,000	2011/01/20	2011/07/20	69.00
28293	SGA Societe Generale Acceptance N.V. - Ping An Eu Wt Jun 11	80,000,000	2011/01/20	2011/06/08	46.40
28294	SGA Societe Generale Acceptance N.V. - Ping An Eu Wt Jul 11	80,000,000	2011/01/20	2011/07/04	39.20
28295	SGA Societe Generale Acceptance N.V. - Ping An Eu Wt Dec 11	500,000,000	2011/01/20	2011/12/19	75.00
28334	UBS AG - AIA European Warrants Oct 2011	200,000,000	2011/01/20	2011/10/24	30.00
28335	UBS AG - CC Bank European Warrants Jul 2011 A	200,000,000	2011/01/20	2011/07/25	50.00
28336	UBS AG - China Life European Warrants Jul 2011 B	300,000,000	2011/01/20	2011/07/25	75.00
28338	UBS AG - HSBC European Warrants Jul 2011 A	300,000,000	2011/01/20	2011/07/25	75.00
28337	UBS AG - HSBC European Warrants Jun 2011 D	300,000,000	2011/01/20	2011/06/21	45.00
26556#	KBC Fin Products Int'l Ltd. - Hutchison Euro Wts May 2011 A	150,000,000	2011/01/20	2011/05/05	102.00
28395	BNP Paribas Arbit Issu B.V. - Cheung Kong Euro Put Wts Nov11	100,000,000	2011/01/21	2011/11/04	15.00
28394	BNP Paribas Arbit Issu B.V. - Hutchison Euro Put Wt Aug 2011	70,000,000	2011/01/21	2011/08/02	50.40
28377	BNP Paribas Arbit Issu B.V. - Tencent Holdings Eu Wts Nov 11	100,000,000	2011/01/21	2011/11/07	26.00
28372	Credit Suisse AG - CNOOC European Warrants Dec 2011	300,000,000	2011/01/21	2011/12/12	45.00
28373	Credit Suisse AG - CNOOC European Put Warrants Jun 2011 E	300,000,000	2011/01/21	2011/06/27	45.00

Main Board Warrants

Code	Derivative warrants	No. of			Amount raised (HK\$ mil.)
		issue (units)	Listing date	Expiry	
28397	Credit Suisse AG - Tencent Holdings European Wts Oct 2011	300,000,000	2011/01/21	2011/10/24	75.00
28398	Credit Suisse AG - Tencent Holdings European Put Wts Aug 11	300,000,000	2011/01/21	2011/08/29	75.00
28389	Deutsche Bank AG - CC Bank European Warrants May 2011 C	200,000,000	2011/01/21	2011/05/30	38.00
28390	Deutsche Bank AG - Sinopec Corp European Warrants Jun 2011 B	100,000,000	2011/01/21	2011/06/20	36.00
28391	Deutsche Bank AG - Sinopec Corp European Put Wts Aug 2011	80,000,000	2011/01/21	2011/08/01	31.20
28392	Deutsche Bank AG - Dongfeng Motor European Warrants Jul 11	80,000,000	2011/01/21	2011/07/18	12.00
28393	Deutsche Bank AG - Tencent Holdings European Put Wt Jul 2011	100,000,000	2011/01/21	2011/07/25	25.00
28360	Goldman Sachs SP (Asia) - BOC HK European Warrants Jun 2011B	200,000,000	2011/01/21	2011/06/29	34.80
28361	Goldman Sachs SP (Asia) - CITIC Pacific European Wts Aug 11	200,000,000	2011/01/21	2011/08/22	50.00
28375	Goldman Sachs SP (Asia) - GCL-Poly Energy European Wts Jul11	200,000,000	2011/01/21	2011/07/25	66.00
28362	Goldman Sachs SP (Asia) - HS Bank European Warrants Jul 2011	200,000,000	2011/01/21	2011/07/22	50.00
28363	Goldman Sachs SP (Asia) - HSI European Warrants Jul 2011 F	200,000,000	2011/01/21	2011/07/28	30.80
28374	Goldman Sachs SP (Asia) - HSI European Put Wts Jul 2011 G	200,000,000	2011/01/21	2011/07/28	54.00
28376	Goldman Sachs SP (Asia) -Tencent Holdings European Wt Jun 11	200,000,000	2011/01/21	2011/06/27	32.40
28364	J P Morgan SP BV - China Everbright European Wts Aug 2011	150,000,000	2011/01/21	2011/08/22	37.50
28383	J P Morgan SP BV - China Life European Warrants Jun 2011 B	200,000,000	2011/01/21	2011/06/30	30.00
28365	J P Morgan SP BV - Sinopec Corp European Warrants Aug 2011	100,000,000	2011/01/21	2011/08/29	25.00
28366	J P Morgan SP BV - Hutchison European Warrants Jul 2011	80,000,000	2011/01/21	2011/07/21	20.00
28367	J P Morgan SP BV - Hutchison European Warrants Oct 2012	300,000,000	2011/01/21	2012/10/15	45.00
28368	J P Morgan SP BV - PetroChina European Warrants Jul 2011	100,000,000	2011/01/21	2011/07/28	39.00
28370	J P Morgan SP BV - Tencent European Warrants Sep 2011	200,000,000	2011/01/21	2011/09/12	50.00
28382	KBC Fin Products Int'l Ltd. - CPIC European Wts Aug 2011	108,000,000	2011/01/21	2011/08/01	27.00
28381	KBC Fin Products Int'l Ltd. - Tencent Holdings Eu Wt Aug 11	108,000,000	2011/01/21	2011/08/01	27.00
28385	KBC Fin Products Int'l Ltd-Tencent Holdings Eu Put Wt Aug11A	108,000,000	2011/01/21	2011/08/01	35.64
28379	Macquarie Bank Ltd. - CNOOC European Warrants Dec 2011	200,000,000	2011/01/21	2011/12/02	50.00
28378	Macquarie Bank Ltd. - Chi Res Power European Warrants Aug 11	200,000,000	2011/01/21	2011/08/15	30.00
28369	Macquarie Bank Ltd. - Tencent European Warrants Nov 2011 A	250,000,000	2011/01/21	2011/11/02	62.75
28380	Macquarie Bank Ltd. - Tencent European Put Warrants Aug 11B	250,000,000	2011/01/21	2011/08/02	63.75
28348	Nomura Int'l plc - BOCL European Warrants Jul 2011 B	150,000,000	2011/01/21	2011/07/08	24.30
28339	Nomura Int'l plc - Cheung Kong European Warrants May 2011	100,000,000	2011/01/21	2011/05/31	60.00
28346	Nomura Int'l plc - GCL-Poly Energy European Warrants Jul 11A	80,000,000	2011/01/21	2011/07/29	26.72
28347	Nomura Int'l plc - GCL-Poly Energy European Warrants Jul 11B	80,000,000	2011/01/21	2011/07/29	31.76
28340	Nomura Int'l plc - HK Gas European Warrants Oct 2011	100,000,000	2011/01/21	2011/10/31	15.00
28345	Nomura Int'l plc - China Mengniu European Warrants Jul 2011	100,000,000	2011/01/21	2011/07/21	25.40
28343	Nomura Int'l plc - Tencent Holdings European Warrants Aug 11	150,000,000	2011/01/21	2011/08/01	26.10
28344	Nomura Int'l plc - Tencent Holdings European Warrants Sep 11	150,000,000	2011/01/21	2011/09/05	23.10
28342	Nomura Int'l plc - Wharf European Warrants Jun 2011	80,000,000	2011/01/21	2011/06/07	26.72
28341	Nomura Int'l plc - Wharf European Warrants Jul 2011	80,000,000	2011/01/21	2011/07/29	24.80
28356	CC Rabobank B.A. - Shanshui Cement European Warrants Jul 11	50,000,000	2011/01/21	2011/07/28	25.00
28359	CC Rabobank B.A. - Hutchison European Warrants Oct 2012	300,000,000	2011/01/21	2012/10/15	45.00
28357	CC Rabobank B.A. - Hutchison European Warrants May 2011 C	100,000,000	2011/01/21	2011/05/30	45.00
28358	CC Rabobank B.A. - Hutchison European Warrants May 2011 D	100,000,000	2011/01/21	2011/05/30	25.00
28371	Standard Chartered Bank - ICBC European Warrants Sep 2011	100,000,000	2011/01/21	2011/09/01	25.00
28396	Standard Chartered Bank - Tencent Hldg European Wts May 2011	100,000,000	2011/01/21	2011/05/23	15.00

Main Board Warrants

Code	Derivative warrants	No. of			Amount raised (HK\$ mil.)
		issue (units)	Listing date	Expiry	
28350	SGA Societe Generale Acceptance N.V. - CP&CC Eur Wt Jul 11B	200,000,000	2011/01/21	2011/07/25	50.00
28349	SGA Societe Generale Acceptance N.V. - CPIC Euro Wts Aug 11	100,000,000	2011/01/21	2011/08/31	25.00
28351	SGA Societe Generale Acceptance N.V. - HKEx Eu Wt Sep 2011 B	500,000,000	2011/01/21	2011/09/26	75.00
28352	SGA Societe Generale Acceptance N.V. - HKEx Eu Wt Oct 2011 B	500,000,000	2011/01/21	2011/10/10	75.00
28353	SGA Societe Generale Acceptance N.V. - Lenovo Eur Wts Jul 11	50,000,000	2011/01/21	2011/07/25	18.50
28354	SGA Societe Generale Acceptance N.V. - Petch Eu Wt Jul 2011	100,000,000	2011/01/21	2011/07/25	49.00
28355	SGA Societe Generale Acceptance NV-Yanzhou Coal Eu Wt Aug 11	120,000,000	2011/01/21	2011/08/31	30.00
28384	UBS AG - Agricultural Bank European Warrants May 2011 B	200,000,000	2011/01/21	2011/05/16	30.00
28386	UBS AG - Hutchison European Warrants May 2011	300,000,000	2011/01/21	2011/05/30	90.00
28387	UBS AG - PetroChina European Warrants Oct 2012	300,000,000	2011/01/21	2012/10/22	45.00
28388	UBS AG - Tencent Holdings European Warrants Sep 2011 A	200,000,000	2011/01/21	2011/09/26	50.00
10033 [#]	Deutsche Bank AG - Apple European Warrants Jul 2011 A	50,000,000	2011/01/21	2011/07/12	98.50
26865 [#]	KBC Fin Products Int'l Ltd. - HSBC European Wts May 2011 F	310,000,000	2011/01/21	2011/05/03	77.50
28426	BNP Paribas Arbit Issu B.V. - Cheung Kong Euro Wt Jun 2011	75,000,000	2011/01/24	2011/06/02	21.75
28427	BNP Paribas Arbit Issu B.V. - Hutchison Euro Wts Oct 2012	100,000,000	2011/01/24	2012/10/29	15.00
28413	Deutsche Bank AG - Alibaba European Warrants May 2011	80,000,000	2011/01/24	2011/05/23	12.00
10045	Deutsche Bank AG - Apple European Put Warrants Jul 2011	50,000,000	2011/01/24	2011/07/25	104.50
28415	Deutsche Bank AG - China EB Ltd European Warrants Oct 2011	80,000,000	2011/01/24	2011/10/17	20.00
28414	Deutsche Bank AG - Cheung Kong European Put Wts Oct 2011 B	100,000,000	2011/01/24	2011/10/24	16.00
28416	Deutsche Bank AG - COSCO Pacific European Warrants Dec 2011	80,000,000	2011/01/24	2011/12/19	20.00
28417	Deutsche Bank AG - Lenovo European Warrants Jul 2011	80,000,000	2011/01/24	2011/07/25	41.60
28424	Goldman Sachs SP (Asia) - CHALCO European Warrants Apr 2011	200,000,000	2011/01/24	2011/04/26	45.40
28401	Goldman Sachs SP (Asia) - BOC HK European Warrants Jul 2011	200,000,000	2011/01/24	2011/07/05	31.20
28425	Goldman Sachs SP (Asia) - China Mobile Euro Wts Aug 2011 A	200,000,000	2011/01/24	2011/08/08	32.40
28402	Goldman Sachs SP (Asia) - Hutchison European Wts May 2011 D	200,000,000	2011/01/24	2011/05/30	64.00
28403	Goldman Sachs SP (Asia) - Hutchison European Wts May 2011 E	200,000,000	2011/01/24	2011/05/16	94.00
28404	HK Bank - CNOOC European Warrants Nov 2011	150,000,000	2011/01/24	2011/11/29	37.50
28405	HK Bank - Tencent European Warrants Oct 2011	200,000,000	2011/01/24	2011/10/03	50.00
28407	J P Morgan SP BV - Esprit European Wts Jul 2011	100,000,000	2011/01/24	2011/07/25	26.30
28406	J P Morgan SP BV - HKEx European Warrants Aug 2011 C	300,000,000	2011/01/24	2011/08/19	45.00
28422	KBC Fin Products Int'l Ltd. - Hutchison Euro Wts Aug 2011 A	238,000,000	2011/01/24	2011/08/01	59.50
28421	KBC Fin Products Int'l Ltd. - Hutchison Euro Wts Jul 2011 F	238,000,000	2011/01/24	2011/07/25	64.26
28423	KBC Fin Products Int'l Ltd. - Tencent Holdings Eu Wt Sep 11A	100,000,000	2011/01/24	2011/09/15	25.00
28408	SGA Societe Generale Acceptance N.V. -AIA European Wt Jun11C	300,000,000	2011/01/24	2011/06/08	45.00
28399	SGA Societe Generale Acceptance N.V. - CNOOC Eu Wt Jun 2011B	100,000,000	2011/01/24	2011/06/15	26.00
28400	SGA Societe Generale Acceptance N.V. - CNOOC Eu Wt Dec 2011	400,000,000	2011/01/24	2011/12/12	60.00
28409	SGA Societe Generale Acceptance N.V. - HSI Eur Wt Jun 2011 E	300,000,000	2011/01/24	2011/06/29	48.00
28410	SGA Societe Generale Acceptance N.V. - HSI Eur Wt Jul 2011 B	300,000,000	2011/01/24	2011/07/28	45.00
28411	SGA Societe Generale Acceptance N.V. - HSI Eu Put Wt Jun 11C	300,000,000	2011/01/24	2011/06/29	48.00
28412	SGA Societe Generale Acceptance N.V. - HSI Eu Put Wt Jun 11D	300,000,000	2011/01/24	2011/06/29	63.00
28418	UBS AG - BOC HK European Warrants Jun 2011	200,000,000	2011/01/24	2011/06/22	30.00
28419	UBS AG - China Life European Warrants May 2011 B	300,000,000	2011/01/24	2011/05/30	45.00
28420	UBS AG - Tencent Holdings European Put Warrants Aug 2011	200,000,000	2011/01/24	2011/08/08	50.00
23506 [#]	Merrill Lynch Int'l & Co. C.V. - Ch Mobile Eur Wt Dec 2011	750,000,000	2011/01/24	2011/12/05	54.00

Main Board Warrants

Code	Derivative warrants	No. of			Amount raised (HK\$ mil.)
		issue (units)	Listing date	Expiry	
19134#	Merrill Lynch Int'l & Co. C.V. - Ch Mobile Eur Wt Oct 2011 A	500,000,000	2011/01/24	2011/10/18	55.00
27253#	Standard Chartered Bank-China Life European Warrants Jul 11B	100,000,000	2011/01/24	2011/07/04	10.30
27443#	UBS AG - China Mobile European Warrants May 2011 B	200,000,000	2011/01/24	2011/05/30	52.00
28434	BOCI Asia Ltd. - China Life European Warrants Jul 2011	100,000,000	2011/01/25	2011/07/18	16.00
28435	BOCI Asia Ltd. - Hutchison European Warrants Oct 2012	300,000,000	2011/01/25	2012/10/22	45.00
28439	BNP Paribas Arbit Issu B.V. - Ch Mer Hold European Wts Aug11	75,000,000	2011/01/25	2011/08/02	18.75
28440	BNP Paribas Arbit Issu B.V. - Chi Resources Euro Wts Aug11	55,000,000	2011/01/25	2011/08/02	13.75
28441	BNP Paribas Arbit Issu B.V. - Evergrande European Wts Aug 11	100,000,000	2011/01/25	2011/08/02	37.00
28442	BNP Paribas Arbit Issu B.V. - HKEx European Put Wts May 11B	100,000,000	2011/01/25	2011/05/03	15.00
28443	BNP Paribas Arbit Issu B.V. - HSBC European Put Wts Sep2011D	100,000,000	2011/01/25	2011/09/02	40.00
28457	Credit Suisse AG - Agricultural Bank European Wts Jun 2011 D	300,000,000	2011/01/25	2011/06/22	90.00
28458	Credit Suisse AG - AIA European Warrants Jul 2011A	300,000,000	2011/01/25	2011/07/21	45.00
28452	Credit Suisse AG - CC Bank European Warrants May 2011 C	300,000,000	2011/01/25	2011/05/23	84.00
28453	Credit Suisse AG - CC Bank European Warrants May 2011 D	300,000,000	2011/01/25	2011/05/16	75.00
28462	Credit Suisse - Cheung Kong European Put Warrants Jul 2011 B	200,000,000	2011/01/25	2011/07/25	170.00
28449	Credit Suisse AG - HSBC European Wts Apr 2011 G	300,000,000	2011/01/25	2011/04/26	75.00
28450	Credit Suisse AG - HSBC European Wts May 2011 E	300,000,000	2011/01/25	2011/05/23	75.00
28451	Credit Suisse AG - Hutchison European Warrants May 2011 G	300,000,000	2011/01/25	2011/05/06	93.00
28454	Credit Suisse AG - ICBC European Warrants May 2011 B	300,000,000	2011/01/25	2011/05/23	45.00
28455	Credit Suisse AG - ICBC European Warrants May 2011 C	300,000,000	2011/01/25	2011/05/30	57.00
28456	Credit Suisse AG - Ping An European Warrants Apr 2011 B	300,000,000	2011/01/25	2011/04/29	114.00
28463	Credit Suisse AG - Tencent Holdings European Put Wts Jul 11A	300,000,000	2011/01/25	2011/07/25	75.00
28428	Citigroup Global Mkt H Inc.-Tencent European Warrants Dec 11	100,000,000	2011/01/25	2011/12/30	25.00
10046	Deutsche Bank AG - Apple European Put Warrants Aug 2011	50,000,000	2011/01/25	2011/08/08	74.00
28474	Deutsche Bank AG - HSBC European Warrants Jun 2011 G	300,000,000	2011/01/25	2011/06/14	60.00
28472	Deutsche Bank AG - HSI European Warrants Jul 2011 A	300,000,000	2011/01/25	2011/07/28	84.00
28473	Deutsche Bank AG - HSI European Warrants Jul 2011 B	300,000,000	2011/01/25	2011/07/28	75.00
28477	Deutsche Bank AG - HSI European Put Warrants Jul 2011 C	300,000,000	2011/01/25	2011/07/28	111.00
28478	Deutsche Bank AG - HSI European Put Warrants Jul 2011 D	300,000,000	2011/01/25	2011/07/28	99.00
10047	Deutsche Bank AG - Nasdaq-100 Index European Wts Sep 2011	50,000,000	2011/01/25	2011/09/19	12.50
10051	Deutsche Bank AG - Nasdaq-100 Index Euro Put Wts Sep 2011	50,000,000	2011/01/25	2011/09/19	13.00
28429	Goldman Sachs SP (Asia) - Agricultural Bk Euro Wts Jul 11 A	200,000,000	2011/01/25	2011/07/28	54.00
28444	Goldman Sachs SP (Asia) - China Mobile Euro Wts Jun 2011 B	200,000,000	2011/01/25	2011/06/22	43.80
28445	Goldman Sachs SP (Asia) - China Mobile Euro Wts Jul 2011 A	200,000,000	2011/01/25	2011/07/25	70.00
28446	Goldman Sachs SP (Asia) - China Mobile Euro Wts Jul 2011 B	200,000,000	2011/01/25	2011/07/15	32.40
28447	Goldman Sachs SP (Asia) - China Mobile Euro Wts Aug 2011 B	200,000,000	2011/01/25	2011/08/29	60.00
28430	Goldman Sachs SP (Asia) - HSBC European Warrants May 2011 D	200,000,000	2011/01/25	2011/05/04	50.00
28431	Goldman Sachs SP (Asia) - HSBC European Warrants May 2011 E	200,000,000	2011/01/25	2011/05/03	38.40
28432	Goldman Sachs SP (Asia) - SHK Ppt European Warrants May 2011	200,000,000	2011/01/25	2011/05/30	62.00
28433	Goldman Sachs SP (Asia) -Tencent Holdings European Wt Oct11B	200,000,000	2011/01/25	2011/10/31	50.00
28464	J P Morgan SP BV - Cheung Kong European Warrants May 2011	100,000,000	2011/01/25	2011/05/04	25.00
28465	J P Morgan SP BV - Cheung Kong European Warrants Dec 2012	200,000,000	2011/01/25	2012/12/31	50.00
28467	J P Morgan SP BV - Hutchison European Put Warrants Oct 2011	200,000,000	2011/01/25	2011/10/10	30.00
28468	J P Morgan SP BV - Hutchison European Put Warrants Feb 2012	200,000,000	2011/01/25	2012/02/27	50.00

Main Board Warrants

Code	Derivative warrants	No. of issue (units)	Listing date	Expiry	Amount raised (HK\$ mil.)
28469	J P Morgan SP BV - Tencent European Warrants Jun 2011 C	200,000,000	2011/01/25	2011/06/21	30.00
28470	J P Morgan SP BV - Tencent European Warrants Nov 2011	200,000,000	2011/01/25	2011/11/28	50.00
28471	J P Morgan SP BV - Tencent European Put Warrants Sep 2011	200,000,000	2011/01/25	2011/09/19	50.00
28459	KBC Fin Products Int'l Ltd. - Agricultural Bk Eu Wt Jul 2011	108,000,000	2011/01/25	2011/07/22	27.00
28460	KBC Fin Products Int'l Ltd. - Agricultural Bk Eu Wt Aug2011A	108,000,000	2011/01/25	2011/08/08	37.80
28448	KBC Fin Products Int'l Ltd. - AIA European Warrants Jul11A	168,000,000	2011/01/25	2011/07/25	42.00
28436	Macquarie Bank Ltd. - Tencent European Warrants Nov 2011 B	250,000,000	2011/01/25	2011/11/02	62.75
28437	UBS AG - Alibaba European Warrants May 2011 B	200,000,000	2011/01/25	2011/05/23	30.00
28438	UBS AG - Alibaba European Warrants Aug 2011	200,000,000	2011/01/25	2011/08/29	30.00
28461	UBS AG - China Mobile European Warrants Jun 2011A	300,000,000	2011/01/25	2011/06/27	81.00
26061#	BNP Paribas Arbit Issu B.V. - BOCL European Wts May 2011	210,000,000	2011/01/25	2011/05/03	10.08
25550#	Deutsche Bank AG - China Life European Warrants Apr 2011 A	300,000,000	2011/01/25	2011/04/26	15.90
28504	Credit Suisse AG - China Mobile European Warrants Apr 2011 B	300,000,000	2011/01/26	2011/04/26	45.00
28505	Credit Suisse AG - China Mobile European Warrants May 2011 B	300,000,000	2011/01/26	2011/05/18	45.00
28506	Credit Suisse AG - China Mobile European Warrants Jun 2011 D	300,000,000	2011/01/26	2011/06/15	51.00
28507	Deutsche Bank AG - China Telecom European Wts Aug 2011	100,000,000	2011/01/26	2011/08/01	25.00
28497	Deutsche Bank AG - HSI European Warrants Dec 2011	300,000,000	2011/01/26	2011/12/29	75.00
28501	Deutsche Bank AG - HSI European Put Warrants Dec 2011	300,000,000	2011/01/26	2011/12/29	87.00
10048	Deutsche Bank AG - KOSPI 200 European Warrants Sep 2011	50,000,000	2011/01/26	2011/09/08	12.50
10052	Deutsche Bank AG - KOSPI 200 European Put Warrants Sep 2011	50,000,000	2011/01/26	2011/09/08	16.00
28488	Goldman Sachs SP (Asia) - CC Bank European Wts Jul 2011 C	200,000,000	2011/01/26	2011/07/27	100.00
28489	Goldman Sachs SP (Asia) - HKEx European Warrants Jun 2011	200,000,000	2011/01/26	2011/06/23	31.00
28499	KBC Fin Products Int'l Ltd. - China Tel Euro Wts Sep 2011	80,000,000	2011/01/26	2011/09/09	26.40
28503	KBC Fin Products Int'l Ltd. - China Tel Eur Put Wts Sep 2011	80,000,000	2011/01/26	2011/09/09	20.80
28466	Merrill Lynch Int'l & Co. C.V. - AIA European Warrants Jun11	80,000,000	2011/01/26	2011/06/20	12.16
28475	Merrill Lynch Int'l & Co. C.V. - AIA European Warrants Oct11	80,000,000	2011/01/26	2011/10/24	12.00
28476	Merrill Lynch Int'l & Co. C.V. - AIA European Put Wts May11	80,000,000	2011/01/26	2011/05/16	12.32
28483	Merrill Lynch Int'l & Co. C.V. - CK(H) European Wts Dec 12C	80,000,000	2011/01/26	2012/12/13	20.00
28484	Merrill Lynch Int'l & Co. C.V.-CK(H) Euro Put Warrants Oct11	80,000,000	2011/01/26	2011/10/24	13.60
28480	Merrill Lynch Int'l & Co. C.V. - Hutchison Euro Wts Aug11A	80,000,000	2011/01/26	2011/08/22	55.20
28481	Merrill Lynch Int'l & Co. C.V. -Hutchison Eu Put Wt Jul 2011	80,000,000	2011/01/26	2011/07/25	95.20
28479	Merrill Lynch Int'l & Co. C.V. - Hutchison Euro Wts May 11B	80,000,000	2011/01/26	2011/05/23	18.00
28482	Merrill Lynch Int'l & Co. C.V. - SHK Ppt Euro Wts Oct 2011	80,000,000	2011/01/26	2011/10/17	12.08
28494	CC Rabobank B.A. - Evergrande European Warrants Aug 2011	100,000,000	2011/01/26	2011/08/15	60.00
28495	CC Rabobank B.A. - GCL-Poly Energy European Wts Jul 2011	100,000,000	2011/01/26	2011/07/21	40.00
28496	CC Rabobank B.A. - SJM Holdings European Warrants Nov 2011	100,000,000	2011/01/26	2011/11/04	25.00
28508	RB of Scotland N.V. - CNOOC European Warrants Oct 2011	300,000,000	2011/01/26	2011/10/03	76.50
28509	RB of Scotland N.V. - CNOOC European Warrants Dec 2011	300,000,000	2011/01/26	2011/12/16	65.10
28510	RB of Scotland N.V. - HSBC European Warrants Jun 2011 D	100,000,000	2011/01/26	2011/06/03	21.20
28511	RB of Scotland N.V. - PetroChina European Warrants Aug 2011	60,000,000	2011/01/26	2011/08/01	27.72
28512	RB of Scotland N.V. - PetroChina European Warrants Nov 2011	250,000,000	2011/01/26	2011/11/28	43.75
28492	Standard Chartered Bank - CTel European Warrants Aug 2011	100,000,000	2011/01/26	2011/08/01	25.00
28493	Standard Chartered Bank - China Mobile Euro Wts Jun 2011 C	100,000,000	2011/01/26	2011/06/15	16.50
28490	Standard Chartered Bank - HSBC European Warrants Apr 2011 B	100,000,000	2011/01/26	2011/04/28	19.20

Main Board Warrants

Code	Derivative warrants	No. of			Amount raised (HK\$ mil.)
		issue (units)	Listing date	Expiry	
28491	Standard Chartered Bank - Jiangxi Copper European Wts Jul11	100,000,000	2011/01/26	2011/07/22	15.00
28485	SGA Societe Generale Acceptance N.V. - Alibaba Eu Wts Oct11A	150,000,000	2011/01/26	2011/10/24	37.50
28486	SGA Societe Generale Acceptance N.V. - CHALCO Eu Wt Aug 2011	50,000,000	2011/01/26	2011/08/29	32.50
28487	SGA Societe Generale Acceptance N.V. - GCL-Poly Eu Wt Sep 11	100,000,000	2011/01/26	2011/09/26	39.00
28500	UBS AG - China Tel European Warrants Jul 2011 A	100,000,000	2011/01/26	2011/07/26	25.00
28498	UBS AG - China Mobile European Warrants Jun 2011 B	200,000,000	2011/01/26	2011/06/27	36.00
28502	UBS AG - PetroChina European Warrants May 2011	100,000,000	2011/01/26	2011/05/16	15.00
26239#	UBS AG - Alibaba European Warrants May 2011 A	100,000,000	2011/01/26	2011/05/17	15.80
28538	BNP Paribas Arbit Issu B.V. - China Tel Euro Wts Aug 2011	80,000,000	2011/01/27	2011/08/02	20.00
28536	BNP Paribas Arbit Issu B.V. - Sinopec Corp Euro Wts Aug 11B	100,000,000	2011/01/27	2011/08/02	27.00
28537	BNP Paribas Arbit Issu B.V. - Sinopec Corp Euro Wts May 2012	100,000,000	2011/01/27	2012/05/28	15.00
28525	Credit Suisse AG - China Tel European Warrants Jul 2011	300,000,000	2011/01/27	2011/07/27	75.00
28526	Credit Suisse AG - Tencent Holdings European Put Wts May 11E	300,000,000	2011/01/27	2011/05/31	45.00
28514	Citigroup Global Mkt H Inc. - CNOOC European Wts Oct 2011 A	100,000,000	2011/01/27	2011/10/26	25.00
28513	Citigroup Global Mkt H Inc. - China Tel Euro Wts Jul 2011 B	80,000,000	2011/01/27	2011/07/27	20.00
28535	Goldman Sachs SP (Asia) - CNOOC European Warrants Aug 2011	200,000,000	2011/01/27	2011/08/01	126.00
28532	Goldman Sachs SP (Asia) - CNOOC European Warrants Nov 2011	200,000,000	2011/01/27	2011/11/28	50.00
28530	Goldman Sachs SP (Asia)-Sinopec Corp European Wts Aug 2011 A	200,000,000	2011/01/27	2011/08/01	82.00
28531	Goldman Sachs SP (Asia)-Sinopec Corp European Wts Aug 2011 B	200,000,000	2011/01/27	2011/08/22	58.00
28533	Goldman Sachs SP (Asia) - PetroChina European Wts Aug 2011	200,000,000	2011/01/27	2011/08/22	108.00
28534	Goldman Sachs SP (Asia) -Tencent Holdings Euro Put Wt Aug11D	200,000,000	2011/01/27	2011/08/01	50.00
28524	J P Morgan SP BV - China Tel European Warrants Jul 2011	100,000,000	2011/01/27	2011/07/28	25.10
28527	Macquarie Bank Ltd. - Sinopec Corp European Wts Jun 2011	150,000,000	2011/01/27	2011/06/20	50.10
28528	Macquarie Bank Ltd. - PetroChina European Wts May 2011 B	88,000,000	2011/01/27	2011/05/16	22.09
10049	RB of Scotland N.V. - Gold European Warrants Jan 2014	100,000,000	2011/01/27	2014/01/17	107.50
28515	SGA Societe Generale Acceptance N.V. - BOCom Eur Wt Jul2011A	50,000,000	2011/01/27	2011/07/27	21.50
28516	SGA Societe Generale Acceptance N.V.-Ch LongYuan Eu Wt Dec12	200,000,000	2011/01/27	2012/12/03	30.00
28517	SGA Societe Generale Acceptance N.V. -CITIC Pac Eu Wts Jul11	100,000,000	2011/01/27	2011/07/27	25.00
28529	SGA Societe Generale Acceptance N.V. - Ch Mob Eu Wt Jul 11B	200,000,000	2011/01/27	2011/07/04	58.00
28518	SGA Societe Generale Acceptance N.V. - Esprit Euro Wts Jul11	80,000,000	2011/01/27	2011/07/27	31.20
28519	SGA Societe Generale Acceptance N.V.-Geely Auto Eu Wt Jul11A	80,000,000	2011/01/27	2011/07/27	40.00
28520	SGA Societe Generale Acceptance N.V.-Geely Auto Eu Wt Jul11B	80,000,000	2011/01/27	2011/07/27	24.00
28521	SGA Societe Generale Acceptance NV-HuanengPower Eu Wt Jul11B	50,000,000	2011/01/27	2011/07/27	18.00
28522	SGA Societe Generale Acceptance N.V. -Sinopharm Eu Wts Jul11	80,000,000	2011/01/27	2011/07/27	22.40
28523	SGA Societe Generale Acceptance NV-Zijin Mining Eu Wt Jun 12	300,000,000	2011/01/27	2012/06/04	45.00
28553	BOCI Asia Ltd. - Chi COSCO European Warrants Nov 2011	100,000,000	2011/01/28	2011/11/07	15.00
28554	BOCI Asia Ltd. - CSR European Warrants Sep 2011	100,000,000	2011/01/28	2011/09/05	25.00
28540	Citigroup Global Mkt H Inc. - CITIC Pacific Eu Wt Dec 2011	80,000,000	2011/01/28	2011/12/29	20.00
28539	Citigroup Global Mkt H Inc. - Cathay Pacific Eur Wt Oct 2011	60,000,000	2011/01/28	2011/10/10	15.00
10055	Deutsche Bank AG - Google European Warrants Aug 2011	50,000,000	2011/01/28	2011/08/01	183.50
28550	Goldman Sachs SP (Asia) - Alibaba European Warrants Oct 11B	200,000,000	2011/01/28	2011/10/24	50.00
28544	Goldman Sachs SP (Asia) - BYD European Warrants Aug 2011 A	200,000,000	2011/01/28	2011/08/01	96.00
28545	Goldman Sachs SP (Asia) - China Unicom European Wts Nov 2011	200,000,000	2011/01/28	2011/11/25	30.00
28555	Goldman Sachs SP (Asia) - Ch Comm Cons European Wts Sep 2011	200,000,000	2011/01/28	2011/09/05	100.00

Main Board Warrants

Code	Derivative warrants	No. of issue (units)	Listing date	Expiry	Amount raised (HK\$ mil.)
28549	Goldman Sachs SP (Asia) - HKEx European Warrants Sep 2011 C	200,000,000	2011/01/28	2011/09/27	30.20
28556	Goldman Sachs SP (Asia) - PetroChina European Wts Nov 2011	200,000,000	2011/01/28	2011/11/21	30.00
28557	KBC Fin Products Int'l Ltd. - Ch Mobile Euro Wt Jul 2011 D	128,000,000	2011/01/28	2011/07/04	29.44
28558	KBC Fin Products Int'l Ltd-Tencent Holdings Eu Put Wt Aug11B	108,000,000	2011/01/28	2011/08/15	27.00
28552	Macquarie Bank Ltd. - China Mobile European Wts Jul 2011	250,000,000	2011/01/28	2011/07/28	37.50
28551	Macquarie Bank Ltd. - Yurun Food European Warrants Jul 2011	100,000,000	2011/01/28	2011/07/11	16.10
28542	Merrill Lynch Int'l & Co. C.V. -HSI European Warrants Sep 11	200,000,000	2011/01/28	2011/09/29	32.00
28541	Merrill Lynch Int'l & Co. C.V. -HSI European Warrants Jun11B	200,000,000	2011/01/28	2011/06/29	36.80
28543	Merrill Lynch Int'l & Co. C.V. -HSI European Put Wts May 11H	200,000,000	2011/01/28	2011/05/30	39.00
28546	Merrill Lynch Int'l & Co. C.V. -HSI European Put Wts Jun 11D	200,000,000	2011/01/28	2011/06/29	30.40
28547	Merrill Lynch Int'l & Co. C.V. -HSI European Put Wts Jun 11E	200,000,000	2011/01/28	2011/06/29	34.60
28548	Merrill Lynch Int'l & Co. C.V. -HSI European Put Wts Jun 11F	200,000,000	2011/01/28	2011/06/29	48.00
10050	Nomura Int'l plc - Apple European Warrants Jul 2011 A	50,000,000	2011/01/28	2011/07/06	87.35
10053	Nomura Int'l plc - Apple European Warrants Jul 2011 B	50,000,000	2011/01/28	2011/07/11	46.65
10058	Nomura Int'l plc - Apple European Put Warrants Jul 2011	50,000,000	2011/01/28	2011/07/28	59.60
10054	Nomura Int'l plc - Google European Warrants Sep 2011	50,000,000	2011/01/28	2011/09/16	208.00
10059	Nomura Int'l plc - Google European Put Warrants Sep 2011	50,000,000	2011/01/28	2011/09/16	215.25
26509#	Merrill Lynch Int'l & Co. C.V. -HSI European Warrants Apr11C	200,000,000	2011/01/28	2011/04/28	13.60
28562	BOCI Asia Ltd. - RUSAL European Warrants Dec 2011	100,000,000	2011/01/31	2011/12/05	25.00
28593	BNP Paribas Arbit Issu B.V.-CM Bank European Warrants Dec 11	100,000,000	2011/01/31	2011/12/05	25.00
28594	Citigroup Global Mkt H Inc. - CITIC Bank Euro Wts Aug 2011	80,000,000	2011/01/31	2011/08/08	20.00
28597	Citigroup Global Mkt H Inc. - A50 China Eur Put Wts Sep 2011	80,000,000	2011/01/31	2011/09/22	12.00
28596	Citigroup Global Mkt H Inc. - Li & Fung European Wts Aug 11	80,000,000	2011/01/31	2011/08/08	20.00
28595	Citigroup Global Mkt H Inc. - Lenovo European Warrants Aug11	80,000,000	2011/01/31	2011/08/22	20.00
10057	Goldman Sachs SP (Asia) - Apple European Warrants Aug 2011 A	50,000,000	2011/01/31	2011/08/08	131.50
10060	Goldman Sachs SP (Asia) - Apple European Warrants Aug 2011 B	50,000,000	2011/01/31	2011/08/08	87.50
10061	Goldman Sachs SP (Asia) - Apple European Warrants Aug 2011 C	50,000,000	2011/01/31	2011/08/08	56.00
28560	Goldman Sachs SP (Asia) - CC Bank European Wts Aug 2011 A	200,000,000	2011/01/31	2011/08/29	63.00
10062	Goldman Sachs SP (Asia) - Google European Warrants Aug 2011A	50,000,000	2011/01/31	2011/08/15	211.50
10063	Goldman Sachs SP (Asia) - Google European Warrants Aug 2011B	50,000,000	2011/01/31	2011/08/08	130.00
28590	Goldman Sachs SP (Asia) - HSBC European Warrants Jul 2011	200,000,000	2011/01/31	2011/07/25	122.00
28591	Goldman Sachs SP (Asia) - HSBC European Warrants Sep 2011 A	200,000,000	2011/01/31	2011/09/19	54.00
28592	Goldman Sachs SP (Asia) - HSBC European Warrants Dec 2011	200,000,000	2011/01/31	2011/12/12	50.00
28561	Goldman Sachs SP (Asia) - HSI European Warrants Aug 2011 B	200,000,000	2011/01/31	2011/08/30	52.00
28579	Macquarie Bank Ltd. - BJ Ent Water European Warrants Aug 11	120,000,000	2011/01/31	2011/08/05	30.48
28580	Macquarie Bank Ltd. - Brilliance Chi European Warrants Aug11	88,000,000	2011/01/31	2011/08/02	43.74
28583	Macquarie Bank Ltd. - Ch Oilfield European Warrants Oct 2011	200,000,000	2011/01/31	2011/10/06	50.20
28581	Macquarie Bank Ltd. - Ch Comm Cons European Wts Aug 2011	200,000,000	2011/01/31	2011/08/02	51.00
28573	Macquarie Bank Ltd. - CM Bank European Warrants Jul 2011 B	250,000,000	2011/01/31	2011/07/05	37.50
28589	Macquarie Bank Ltd. - Galaxy Ent European Warrants Aug 2011	200,000,000	2011/01/31	2011/08/31	50.00
28584	Macquarie Bank Ltd. - Hunan Nonferrous European Wts Aug 2011	100,000,000	2011/01/31	2011/08/30	25.00
28586	Macquarie Bank Ltd. - Li & Fung European Warrants Aug 2011	250,000,000	2011/01/31	2011/08/04	75.75
28582	Macquarie Bank Ltd. - Ch Lilang European Warrants May 2012	150,000,000	2011/01/31	2012/05/24	37.50
28585	Macquarie Bank Ltd. -Realgold Mining European Warrants Nov11	200,000,000	2011/01/31	2011/11/21	50.20

Main Board Warrants

Code	Derivative warrants	No. of issue (units)	Listing date	Expiry	Amount raised (HK\$ mil.)
28578	Macquarie Bank Ltd. - Ch Rongsheng European Warrants Apr 12	200,000,000	2011/01/31	2012/04/30	50.20
28588	Macquarie Bank Ltd. - Shun Tak European Warrants Aug 2011	200,000,000	2011/01/31	2011/08/08	50.00
28587	Macquarie Bank Ltd. - Sa Sa Int'l European Warrants Oct 2012	500,000,000	2011/01/31	2012/10/30	125.00
28563	CC Rabobank B.A. - BJ Ent Water European Warrants Aug 2011	100,000,000	2011/01/31	2011/08/30	50.00
28564	CC Rabobank B.A. - Chow Sang Sang European Warrants Aug 2011	100,000,000	2011/01/31	2011/08/30	25.00
28565	CC Rabobank B.A. - GAC European Warrants Aug 2011	100,000,000	2011/01/31	2011/08/30	25.00
28566	CC Rabobank B.A. - Hunan Nonferrous European Wts Aug 2011	100,000,000	2011/01/31	2011/08/30	50.00
28567	CC Rabobank B.A. - Realgold Mining European Warrants Aug 11	100,000,000	2011/01/31	2011/08/30	25.00
28570	CC Rabobank B.A. - RUSAL European Warrants Aug 2011	100,000,000	2011/01/31	2011/08/30	25.00
28568	CC Rabobank B.A. - Sa Sa Int'l European Warrants Aug 2011 A	100,000,000	2011/01/31	2011/08/05	80.00
28569	CC Rabobank B.A. - Sa Sa Int'l European Warrants Aug 2011 B	100,000,000	2011/01/31	2011/08/12	50.00
28571	CC Rabobank B.A. - United Lab European Warrants Sep 2011	100,000,000	2011/01/31	2011/09/29	25.00
28572	CC Rabobank B.A. - Westchinacement European Warrants Aug 11	100,000,000	2011/01/31	2011/08/30	25.00
10056	RB of Scotland N.V. - Gold European Warrants Sep 2011	100,000,000	2011/01/31	2011/09/30	25.10
28559	SGA Societe Generale Acceptance N.V. -Ch Mengniu Eu Wt Sep11	100,000,000	2011/01/31	2011/09/12	25.00
28575	UBS AG - China Unicom European Warrants Nov 2011	100,000,000	2011/01/31	2011/11/28	15.00
28574	UBS AG - CC Bank European Warrants Jun 2011 B	200,000,000	2011/01/31	2011/06/07	76.00
28577	UBS AG - A50 China European Warrants Aug 2011 B	100,000,000	2011/01/31	2011/08/08	41.00
28576	UBS AG - Ping An European Warrants Aug 2011	200,000,000	2011/01/31	2011/08/08	100.00
13673 [#]	UBS AG - China Life European Warrants Dec 2012 B	500,000,000	2011/01/31	2012/12/10	20.50
23748 [#]	UBS AG - A50 China European Warrants Apr 2011	400,000,000	2011/01/31	2011/04/11	13.20
28602	Barclays Bank plc - BOCL European Warrants Aug 2011 B	100,000,000	2011/02/01	2011/08/01	15.00
28600	Barclays Bank plc - China Life European Warrants Jul 2011	150,000,000	2011/02/01	2011/07/11	22.50
28601	Barclays Bank plc - CM Bank European Warrants Sep 2011	100,000,000	2011/02/01	2011/09/26	15.00
28599	Barclays Bank plc - HKEx European Warrants Jul 2011 B	150,000,000	2011/02/01	2011/07/25	22.50
28598	Barclays Bank plc - Hutchison European Warrants Jul 2011	100,000,000	2011/02/01	2011/07/18	24.00
28625	Credit Suisse AG - China Life European Warrants Aug 2011 A	300,000,000	2011/02/01	2011/08/01	75.00
28624	Credit Suisse AG - Ping An European Warrants Mar 2012 C	300,000,000	2011/02/01	2012/03/05	45.00
10065	Deutsche Bank AG - AUD/USD European Put Warrants Aug 2011	50,000,000	2011/02/01	2011/08/02	14.00
28622	Deutsche Bank AG - Bank of EA European Warrants Aug 2011	50,000,000	2011/02/01	2011/08/01	12.50
28618	Deutsche Bank AG - BYD European Warrants Aug 2011	80,000,000	2011/02/01	2011/08/01	27.20
28621	Deutsche Bank AG - CNBM European Warrants Aug 2011	50,000,000	2011/02/01	2011/08/01	12.50
28619	Deutsche Bank AG - Cathay Pacific European Warrants Aug 2011	80,000,000	2011/02/01	2011/08/01	20.00
10064	Deutsche Bank AG - Google European Put Warrants Aug 2011	50,000,000	2011/02/01	2011/08/01	164.00
28610	Goldman Sachs SP (Asia) - BYD European Warrants Aug 2011 B	200,000,000	2011/02/01	2011/08/01	106.00
28611	Goldman Sachs SP (Asia) - Cathay Pacific European Wts Aug11	200,000,000	2011/02/01	2011/08/22	50.00
28612	Goldman Sachs SP (Asia) - JIANC European Warrants Aug 2011	200,000,000	2011/02/01	2011/08/08	57.00
28613	Goldman Sachs SP (Asia) - Li & Fung European Warrants Aug11A	200,000,000	2011/02/01	2011/08/01	106.00
28614	Goldman Sachs SP (Asia) - PICC European Warrants Aug 2011	200,000,000	2011/02/01	2011/08/01	30.00
28623	J P Morgan SP BV - China Life European Warrants Jun 2011 C	200,000,000	2011/02/01	2011/06/23	30.00
28609	Macquarie Bank Ltd. - RUSAL European Warrants Sep 2011	100,000,000	2011/02/01	2011/09/29	25.00
28603	Merrill Lynch Int'l & Co. C.V. - Ch Mobile Eur Wt May 2011 B	80,000,000	2011/02/01	2011/05/27	12.08
28607	Merrill Lynch Int'l & Co. C.V. - A50 China Eur Wt Nov 2011	80,000,000	2011/02/01	2011/11/04	12.24
28608	Merrill Lynch Int'l & Co. C.V. - A50 China Eu Put Wt Sep 11	80,000,000	2011/02/01	2011/09/22	12.16

Main Board Warrants

Code	Derivative warrants	No. of			Amount raised (HK\$ mil.)
		issue (units)	Listing date	Expiry	
28605	Merrill Lynch Int'l & Co. C.V. - HKEx Euro Wts Sep 2011 A	80,000,000	2011/02/01	2011/09/27	12.00
28604	Merrill Lynch Int'l & Co. C.V. - HKEx Euro Wts Aug 2011 B	80,000,000	2011/02/01	2011/08/29	12.24
28606	Merrill Lynch Int'l & Co. C.V. - HKEx Euro Wts Nov 2011 B	80,000,000	2011/02/01	2011/11/21	12.08
28617	Standard Chartered Bank - Alibaba European Warrants Nov 2011	100,000,000	2011/02/01	2011/11/01	25.00
28616	Standard Chartered Bank - Tencent Hldg European Wts Aug 11B	100,000,000	2011/02/01	2011/08/01	25.00
28615	UBS AG - AIA European Warrants May 2011 B	300,000,000	2011/02/01	2011/05/23	45.00
28620	UBS AG - BOCL European Warrants Jun 2011	200,000,000	2011/02/01	2011/06/27	30.00
28635	BNP Paribas Arbit Issu B.V. - PetroCh Euro Wts Nov 2012	100,000,000	2011/02/02	2012/11/05	15.00
28640	Citigroup Global Mkt H Inc. - Hutchison Euro Wts Oct 2011	80,000,000	2011/02/02	2011/10/10	20.00
28638	Deutsche Bank AG - China Mobile European Warrants Jul 2011	300,000,000	2011/02/02	2011/07/11	57.00
28630	Goldman Sachs SP (Asia) - BankComm European Wts Aug 2011	200,000,000	2011/02/02	2011/08/08	90.00
28631	Goldman Sachs SP (Asia) -Ch Overseas European Warrants Dec11	200,000,000	2011/02/02	2011/12/19	41.00
28634	Goldman Sachs SP (Asia) - HSI European Put Wts Aug 2011 C	200,000,000	2011/02/02	2011/08/30	50.00
28632	Goldman Sachs SP (Asia) - New World Dev European Wts Sep11	200,000,000	2011/02/02	2011/09/30	30.60
28633	Goldman Sachs SP (Asia) - Ping An European Warrants Aug 2011	200,000,000	2011/02/02	2011/08/08	143.00
28627	HK Bank - GCL-Poly Energy European Warrants Sep 2011	80,000,000	2011/02/02	2011/09/15	20.00
28628	J P Morgan SP BV - Alibaba European Warrants Jun 2011	100,000,000	2011/02/02	2011/06/21	15.00
28629	J P Morgan SP BV - HKEx European Warrants Jun 2011 F	300,000,000	2011/02/02	2011/06/23	45.00
28639	CC Rabobank B.A. - Chinares Cement European Warrants Aug 11	80,000,000	2011/02/02	2011/08/30	56.00
28636	CC Rabobank B.A. - Ch Lilang European Warrants Apr 2012	100,000,000	2011/02/02	2012/04/23	25.00
28637	CC Rabobank B.A. - Shun Tak European Warrants Aug 2011	80,000,000	2011/02/02	2011/08/30	20.00
28626	SGA Societe Generale Acceptance N.V. - ICBC Eu Wt Jun 2011 B	150,000,000	2011/02/02	2011/06/08	36.00
25714 [#]	KBC Fin Products Int'l Ltd. -Zijin Mining European Wt Jun 11	380,000,000	2011/02/02	2011/06/10	10.26
28652	BNP Paribas Arbit Issu B.V. -Alibaba European Warrants Jan12	100,000,000	2011/02/07	2012/01/03	25.00
28653	BNP Paribas Arbit Issu B.V. - Bank of EA European Wts Jun 12	43,000,000	2011/02/07	2012/06/04	12.47
28654	BNP Paribas Arbit Issu B.V. - HKEx European Wts Apr 2012	100,000,000	2011/02/07	2012/04/02	17.00
28655	BNP Paribas Arbit Issu B.V. - HSBC European Wts Dec 2011	200,000,000	2011/02/07	2011/12/02	50.00
28656	Deutsche Bank AG - Sinopec Corp European Warrants Aug 2011 A	80,000,000	2011/02/07	2011/08/08	28.80
28657	Goldman Sachs SP (Asia) -Sands China European Warrants Aug11	200,000,000	2011/02/07	2011/08/22	53.00
28658	Goldman Sachs SP (Asia) - SJM Holdings European Wts Sep11	200,000,000	2011/02/07	2011/09/05	50.00
28651	Standard Chartered Bank - A50 China European Warrants Feb 12	100,000,000	2011/02/07	2012/02/08	25.00
28641	SGA Societe Generale Acceptance N.V. - BOCL Eu Wt Aug 2011 A	200,000,000	2011/02/07	2011/08/29	50.00
28642	SGA Societe Generale Acceptance N.V. - BYD Euro Wts Aug 11A	200,000,000	2011/02/07	2011/08/08	54.00
28648	SGA Societe Generale Acceptance N.V. -ChiUnicom Eu Wts Nov 11	200,000,000	2011/02/07	2011/11/28	30.00
28649	SGA Societe Generale Acceptance N.V. -ChiUnicom Eu Wts Sep 12	200,000,000	2011/02/07	2012/09/26	42.00
28643	SGA Societe Generale Acceptance N.V. - CCCCL Eu Wt Jun 2011	300,000,000	2011/02/07	2011/06/13	48.00
28644	SGA Societe Generale Acceptance N.V. - CMB Euro Wts Jul 11B	200,000,000	2011/02/07	2011/07/04	30.00
28645	SGA Societe Generale Acceptance N.V. - Ch Mob Eu Wt Aug 11A	200,000,000	2011/02/07	2011/08/01	74.00
28646	SGA Societe Generale Acceptance N.V. - Ch Mob Eu Wt Aug 11B	200,000,000	2011/02/07	2011/08/01	30.00
28647	SGA Societe Generale Acceptance N.V. - Shenhua Eu Wt Sep 11B	150,000,000	2011/02/07	2011/09/19	57.00
28650	SGA Societe Generale Acceptance N.V. - JIANC Eu Wts Sep 2011	200,000,000	2011/02/07	2011/09/19	72.00
28240 [#]	HK Bank - China Life European Warrants Jun 2011 A	200,000,000	2011/02/07	2011/06/03	14.80
28680	BNP Paribas Arbit Issu B.V. - CLP European Warrants Oct 2011	36,000,000	2011/02/08	2011/10/04	22.68
28681	BNP Paribas Arbit Issu B.V. - Hang Lung Ppt Euro Wt Sep 2011	100,000,000	2011/02/08	2011/09/02	25.00

Main Board Warrants

Code	Derivative warrants	No. of			Amount raised (HK\$ mil.)
		issue (units)	Listing date	Expiry	
28682	BNP Paribas Arbit Issu B.V. - Li & Fung Euro Wts Oct 2011 B	100,000,000	2011/02/08	2011/10/04	30.00
28687	BNP Paribas Arbit Issu B.V. - Tencent Hldg Eu Put Wt Nov2011	100,000,000	2011/02/08	2011/11/14	25.00
28683	Credit Suisse AG - HSBC European Put Warrants May 2011	300,000,000	2011/02/08	2011/05/23	45.00
28684	Credit Suisse AG - Yanzhou Coal European Warrants May 2011	300,000,000	2011/02/08	2011/05/31	45.00
28663	Citigroup Global Mkt H Inc. - RUSAL European Wts Sep 2011	80,000,000	2011/02/08	2011/09/26	20.00
28676	Goldman Sachs SP (Asia) - China Mobile Euro Wts Sep 2011	200,000,000	2011/02/08	2011/09/05	106.00
28677	Goldman Sachs SP (Asia) - China Mobile Euro Wts Oct 2011	200,000,000	2011/02/08	2011/10/03	56.00
28673	Goldman Sachs SP (Asia) - China Life Euro Wts Aug 2011	200,000,000	2011/02/08	2011/08/22	50.00
28674	Goldman Sachs SP (Asia) - China Life Euro Wts Sep 2011 A	200,000,000	2011/02/08	2011/09/26	50.00
28675	Goldman Sachs SP (Asia) - China Life Euro Wts Oct 2011	200,000,000	2011/02/08	2011/10/03	30.00
28685	Goldman Sachs SP (Asia) - HSI European Put Wts Aug 2011 D	200,000,000	2011/02/08	2011/08/30	59.00
28671	J P Morgan SP BV - China Life European Warrants May 2011 B	300,000,000	2011/02/08	2011/05/30	45.00
28672	J P Morgan SP BV - China Life European Warrants Aug 2011 A	300,000,000	2011/02/08	2011/08/08	75.00
28678	KBC Fin Products Int'l Ltd. - Cheung Kong Eur Wts Jun 2011 B	108,000,000	2011/02/08	2011/06/01	59.40
28679	KBC Fin Products Int'l Ltd. - Cheung Kong Eur Wts Jan 2012	108,000,000	2011/02/08	2012/01/26	27.00
28664	Macquarie Bank Ltd. - China Unicom European Wts Sep 2012	200,000,000	2011/02/08	2012/09/26	42.00
28665	Macquarie Bank Ltd. - Henganintl European Warrants Jun 2011	150,000,000	2011/02/08	2011/06/27	22.65
28666	CC Rabobank B.A. - China Overseas European Warrants Oct 2011	100,000,000	2011/02/08	2011/10/03	19.00
28670	CC Rabobank B.A. - Galaxy Ent European Warrants Aug 2011	100,000,000	2011/02/08	2011/08/15	25.00
28667	CC Rabobank B.A. - Greatwall Motor European Wts Oct 2011	80,000,000	2011/02/08	2011/10/10	20.00
28668	CC Rabobank B.A. - Sinofert European Warrants Aug 2011	100,000,000	2011/02/08	2011/08/16	45.00
28669	CC Rabobank B.A. - Tsingtao Brew European Warrants Aug 2011	100,000,000	2011/02/08	2011/08/08	38.00
28686	RB of Scotland N.V. - CHALCO European Warrants Sep 2011	100,000,000	2011/02/08	2011/09/05	48.90
10066	RB of Scotland N.V. - DJIA European Put Warrants Sep 2011 B	100,000,000	2011/02/08	2011/09/16	25.10
28660	Standard Chartered Bank - CHALCO European Warrants Nov 2011	100,000,000	2011/02/08	2011/11/21	18.00
28661	Standard Chartered Bank-China Life European Wts Sep 2011 B	100,000,000	2011/02/08	2011/09/05	25.00
28662	Standard Chartered Bank-China Life European Wts Feb 2013	100,000,000	2011/02/08	2013/02/28	25.00
28659	SGA Societe Generale Acceptance N.V. - Dongfeng Eu Wt Jul 11	200,000,000	2011/02/08	2011/07/04	34.00
10068	Credit Suisse AG - Apple European Warrants Jul 2011	100,000,000	2011/02/09	2011/07/11	100.00
10067	Credit Suisse AG - Google European Warrants Jul 2011	100,000,000	2011/02/09	2011/07/25	170.00
28689	Goldman Sachs SP (Asia) - CC Bank European Wts Sep 2011	200,000,000	2011/02/09	2011/09/12	77.00
28688	Goldman Sachs SP (Asia) - CC Bank European Wts Aug 2011 B	200,000,000	2011/02/09	2011/08/15	107.00
28692	HK Bank - China Overseas European Warrants Mar 2012	80,000,000	2011/02/09	2012/03/16	20.00
28694	HK Bank - China Tel European Warrants Aug 2011	80,000,000	2011/02/09	2011/08/09	20.00
28695	HK Bank - China Unicom European Warrants Jun 2012	120,000,000	2011/02/09	2012/06/29	30.00
28691	HK Bank - C Transmission European Warrants Sep 2011	80,000,000	2011/02/09	2011/09/16	61.60
28693	HK Bank - CPIC European Warrants Sep 2011	120,000,000	2011/02/09	2011/09/29	30.00
28697	HK Bank - HSI European Warrants Sep 2011	300,000,000	2011/02/09	2011/09/29	75.00
28696	HK Bank - Tencent European Put Warrants Aug 2011	120,000,000	2011/02/09	2011/08/22	21.60
28707	J P Morgan SP BV - China Life European Warrants Aug 2011 B	300,000,000	2011/02/09	2011/08/09	75.00
28704	KBC Fin Products Int'l Ltd. - China Life Euro Wts Jul 2011 B	198,000,000	2011/02/09	2011/07/04	29.70
28705	KBC Fin Products Int'l Ltd. - China Life Euro Wts Aug 2011A	198,000,000	2011/02/09	2011/08/09	49.50
28702	KBC Fin Products Int'l Ltd. - China Life Euro Wts Sep 2011A	158,000,000	2011/02/09	2011/09/09	47.40
28706	KBC Fin Products Int'l Ltd. - China Life Eur Put Wt Sep2011C	108,000,000	2011/02/09	2011/09/01	27.00

Main Board Warrants

Code	Derivative warrants	No. of			Amount raised (HK\$ mil.)
		issue (units)	Listing date	Expiry	
28703	KBC Fin Products Int'l Ltd. - Sinopec Euro Wts May 2011 C	128,000,000	2011/02/09	2011/05/12	19.20
28708	RB of Scotland N.V. - HSI European Put Warrants May 2011	250,000,000	2011/02/09	2011/05/30	38.50
28690	Standard Chartered Bank-China Life European Wts Jul 2011 C	100,000,000	2011/02/09	2011/07/25	15.00
28698	UBS AG - CNOOC European Warrants Jun 2011 E	300,000,000	2011/02/09	2011/06/20	45.00
28699	UBS AG - Sinopec Corp European Warrants Aug 2011 A	100,000,000	2011/02/09	2011/08/15	25.00
28700	UBS AG - Dongfeng Motor European Warrants Jun 2011	100,000,000	2011/02/09	2011/06/20	15.00
28701	UBS AG - Shimao Ppt European Warrants Nov 2011	100,000,000	2011/02/09	2011/11/28	15.00
28735	BNP Paribas Arbit Issu B.V. - Anhui Conch European Wts Sep11	80,000,000	2011/02/10	2011/09/05	24.00
28736	BNP Paribas Arbit Issu B.V. - China Unicom European Wt Dec11	100,000,000	2011/02/10	2011/12/05	15.00
28744	Credit Suisse AG - CNOOC European Warrants May 2011	300,000,000	2011/02/10	2011/05/16	45.00
28748	Credit Suisse AG - Sinopec Corp European Warrants May 2011 C	300,000,000	2011/02/10	2011/05/23	75.00
28745	Credit Suisse AG - PetroChina European Warrants May 2011 A	300,000,000	2011/02/10	2011/05/11	105.00
28746	Credit Suisse AG - PetroChina European Warrants May 2011 B	300,000,000	2011/02/10	2011/05/16	75.00
28747	Credit Suisse AG - PetroChina European Warrants Jul 2011	300,000,000	2011/02/10	2011/07/25	150.00
28731	Citigroup Global Mkt H Inc. - Angang Steel European Wt Jun12	80,000,000	2011/02/10	2012/06/04	20.00
28734	Citigroup Global Mkt H Inc. - Ch Overseas Euro Wts Oct 2011	80,000,000	2011/02/10	2011/10/10	12.00
28733	Citigroup Global Mkt H Inc. - Sinopec Corp Euro Wts Aug 2011	80,000,000	2011/02/10	2011/08/01	40.00
28749	Citigroup Global Mkt H Inc. - R&F Ppt European Wts Nov 2011	80,000,000	2011/02/10	2011/11/25	12.00
28750	Citigroup Global Mkt H Inc. - Sino Land European Wts Aug11	80,000,000	2011/02/10	2011/08/25	12.00
28720	Bank of East Asia - BOCHK European Put Warrants Dec 2011	68,000,000	2011/02/10	2011/12/23	17.00
28719	Bank of East Asia - ChiUnicom European Warrants Mar 2012	110,000,000	2011/02/10	2012/03/23	27.50
28717	Bank of East Asia - CITIC Pacific European Warrants Dec 2011	60,000,000	2011/02/10	2011/12/23	15.00
28718	Bank of East Asia - Tencent Holdings European Warrants Dec11	67,000,000	2011/02/10	2011/12/23	16.75
28737	Goldman Sachs SP (Asia) - BEA European Warrants Aug 2011	200,000,000	2011/02/10	2011/08/22	51.00
28740	Goldman Sachs SP (Asia) - Hunan Nonferrous European Wt Aug11	200,000,000	2011/02/10	2011/08/22	86.00
28738	Goldman Sachs SP (Asia) - HSBC European Warrants Aug 2011 A	200,000,000	2011/02/10	2011/08/15	93.00
28739	Goldman Sachs SP (Asia) - HSBC European Warrants Aug 2011 B	200,000,000	2011/02/10	2011/08/15	66.00
28741	Goldman Sachs SP (Asia) - Wharf European Warrants Jun 2011	200,000,000	2011/02/10	2011/06/07	57.00
28711	HK Bank - China Life European Warrants Jun 2011 B	400,000,000	2011/02/10	2011/06/23	60.00
28712	HK Bank - China Mobile European Warrants Jun 2011 B	300,000,000	2011/02/10	2011/06/23	72.00
28713	HK Bank - Sinopec Corp European Warrants Aug 2011	300,000,000	2011/02/10	2011/08/10	75.00
28709	Merrill Lynch Int'l & Co. C.V. - Hutchison Euro Wts Oct 2012	100,000,000	2011/02/10	2012/10/15	15.10
28710	Merrill Lynch Int'l & Co. C.V. - Hutchison Euro Wts Aug 2013	100,000,000	2011/02/10	2013/08/05	25.00
28715	CC Rabobank B.A. - Chi East Air European Warrants Sep 2011 A	100,000,000	2011/02/10	2011/09/29	40.00
28732	CC Rabobank B.A. - CM Bank European Warrants Sep 2011	100,000,000	2011/02/10	2011/09/12	15.00
28716	CC Rabobank B.A. - Guangshen Rail European Warrants Aug 2011	100,000,000	2011/02/10	2011/08/30	25.00
28714	CC Rabobank B.A. - Ch Rongsheng European Warrants Apr 2012	100,000,000	2011/02/10	2012/04/23	15.00
10071	RB of Scotland N.V. - Platinum European Warrants Jan 2014	50,000,000	2011/02/10	2014/01/17	70.20
10072	RB of Scotland N.V. - Silver European Warrants Jan 2014	50,000,000	2011/02/10	2014/01/17	108.95
28751	Standard Chartered Bank - HKEx European Warrants Jul 2011	100,000,000	2011/02/10	2011/07/11	15.00
10069	SGA Societe Generale Acceptance N.V. - Apple Euro Wt Aug11	50,000,000	2011/02/10	2011/08/15	117.50
28721	SGA Societe Generale Acceptance N.V. - BOCm Eur Wt Jul 11B	50,000,000	2011/02/10	2011/07/27	12.00
28725	SGA Societe Generale Acceptance N.V-China EB Ltd Eu Wt Sep11	200,000,000	2011/02/10	2011/09/19	30.00
28726	SGA Societe Generale Acceptance N.V-C Transmiss Eu Wt Dec 11	100,000,000	2011/02/10	2011/12/21	25.00

Main Board Warrants

Code	Derivative warrants	No. of			Amount raised (HK\$ mil.)
		issue (units)	Listing date	Expiry	
28724	SGA Societe Generale Acceptance N.V. - CITBK Euro Wt Aug 11	80,000,000	2011/02/10	2011/08/10	32.00
28727	SGA Societe Generale Acceptance N.V. - Ch Mob Eu Wt Aug 11C	200,000,000	2011/02/10	2011/08/01	30.00
28728	SGA Societe Generale Acceptance N.V. - Ch Mob Eu Wt Aug 11D	200,000,000	2011/02/10	2011/08/29	76.00
28729	SGA Societe Generale Acceptance N.V. - CP&CC Eur Wt Aug 11B	150,000,000	2011/02/10	2011/08/15	60.00
28722	SGA Societe Generale Acceptance N.V. - CPAir Eur Wt Aug 2011	80,000,000	2011/02/10	2011/08/10	20.00
28723	SGA Societe Generale Acceptance N.V. - CPAir Eur Wt Dec 2011	80,000,000	2011/02/10	2011/12/21	20.00
10070	SGA Societe Generale Acceptance N.V. - Google Euro Wt Aug11	25,000,000	2011/02/10	2011/08/15	87.00
28730	SGA Societe Generale Acceptance N.V. - Lenovo Eur Wts Aug 11	50,000,000	2011/02/10	2011/08/10	25.00
28742	UBS AG - China Life European Warrants Jul 2011 C	300,000,000	2011/02/10	2011/07/25	45.00
28743	UBS AG - SJM Holdings European Warrants Jun 2011	100,000,000	2011/02/10	2011/06/23	15.00
25981#	KBC Fin Products Int'l Ltd. - HKEx European Warrants Jul 11D	280,000,000	2011/02/10	2011/07/15	28.00
28753	Barclays Bank plc - HSI European Warrants Jul 2011	150,000,000	2011/02/11	2011/07/28	22.50
28754	Barclays Bank plc - HSI European Warrants Aug 2011	150,000,000	2011/02/11	2011/08/30	37.50
28757	Barclays Bank plc - HSI European Put Warrants Aug 2011	150,000,000	2011/02/11	2011/08/30	37.50
28752	Barclays Bank plc - HSI European Warrants May 2011 D	150,000,000	2011/02/11	2011/05/30	25.50
28756	Barclays Bank plc - HSI European Put Warrants May 2011 E	150,000,000	2011/02/11	2011/05/30	22.50
28759	BNP Paribas Arbit Issu B.V. - PWR Assets European Wts Oct11	40,000,000	2011/02/11	2011/10/04	10.40
28760	BNP Paribas Arbit Issu B.V. - New World Dev Euro Wts Sep11	100,000,000	2011/02/11	2011/09/02	25.00
28767	Credit Suisse AG - PetroChina European Warrants May 2011 C	300,000,000	2011/02/11	2011/05/16	45.00
28758	Goldman Sachs SP (Asia) - Swrie Pacific A European Wts Aug11	200,000,000	2011/02/11	2011/08/15	141.00
28761	HK Bank - Minsheng Bank European Warrants Jul 2011	120,000,000	2011/02/11	2011/07/18	30.00
28762	HK Bank - PetroChina European Warrants Jul 2011	120,000,000	2011/02/11	2011/07/25	68.40
28763	HK Bank - PetroChina European Warrants Sep 2011	120,000,000	2011/02/11	2011/09/16	30.00
28755	SGA Societe Generale Acceptance N.V. - Tencent Eu Wt Nov 11	200,000,000	2011/02/11	2011/11/21	38.00
28764	UBS AG - CM Bank European Warrants Sep 2011	100,000,000	2011/02/11	2011/09/12	15.00
28765	UBS AG - China Shenhua European Warrants Aug 2011	100,000,000	2011/02/11	2011/08/01	15.00
28766	UBS AG - Ping An European Warrants Mar 2012 C	500,000,000	2011/02/11	2012/03/05	75.00
25751#	UBS AG - HSI European Warrants Apr 2011 C	200,000,000	2011/02/11	2011/04/28	10.60
28803	BNP Paribas Arbit Issu B.V. -Alibaba European Wts Oct11B	100,000,000	2011/02/14	2011/10/31	16.00
28804	BNP Paribas Arbit Issu B.V. - Ch Mobile Euro Wts Aug 2011 B	200,000,000	2011/02/14	2011/08/02	30.00
28805	BNP Paribas Arbit Issu B.V. - Ch Mobile Euro Wts Oct 2011 B	200,000,000	2011/02/14	2011/10/04	52.00
28808	BNP Paribas Arbit Issu B.V. - A50 China Euro Wts Oct 2011	150,000,000	2011/02/14	2011/10/04	51.00
28807	BNP Paribas Arbit Issu B.V. - HKEx European Wts Dec 2011	100,000,000	2011/02/14	2011/12/02	17.00
28806	BNP Paribas Arbit Issu B.V. - HSBC European Wts Sep 2011 C	200,000,000	2011/02/14	2011/09/02	60.00
28793	BNP Paribas Arbit Issu B.V. - RUSAL European Warrants Dec 11	80,000,000	2011/02/14	2011/12/07	20.00
28777	BNP Paribas Arbit Issu B.V. - Tencent Holdings Eu Wts Dec 11	100,000,000	2011/02/14	2011/12/12	25.00
28789	Deutsche Bank AG - China Life European Warrants Jun 2011 D	300,000,000	2011/02/14	2011/06/27	45.00
28790	Deutsche Bank AG - China Life European Warrants Jul 2011	300,000,000	2011/02/14	2011/07/25	60.00
28791	Deutsche Bank AG - China Life European Warrants Aug 2011A	300,000,000	2011/02/14	2011/08/15	90.00
28778	HK Bank - Galaxy Ent European Warrants Aug 2011	80,000,000	2011/02/14	2011/08/22	20.00
28779	HK Bank - Sa Sa Int'l European Warrants Oct 2012	80,000,000	2011/02/14	2012/10/19	20.00
28802	KBC Fin Products Int'l Ltd. - CNOOC Euro Put Wts Sep 2011	80,000,000	2011/02/14	2011/09/01	20.00
28801	KBC Fin Products Int'l Ltd. - HSBC European Wts May 2011 G	168,000,000	2011/02/14	2011/05/23	25.20
28780	CC Rabobank B.A. - AIA European Warrants Jul 2011 B	200,000,000	2011/02/14	2011/07/21	30.00

Main Board Warrants

Code	Derivative warrants	No. of			Amount raised (HK\$ mil.)
		issue (units)	Listing date	Expiry	
28781	CC Rabobank B.A. - ChiUnicom European Warrants Sep 2012	120,000,000	2011/02/14	2012/09/26	24.00
28768	CC Rabobank B.A. - China Life European Warrants Jul 2011	200,000,000	2011/02/14	2011/07/18	30.00
28769	CC Rabobank B.A. - Ch Mobile European Warrants Jul 2011 A	200,000,000	2011/02/14	2011/07/18	70.00
28770	CC Rabobank B.A. - Ch Mobile European Warrants Jul 2011 B	200,000,000	2011/02/14	2011/07/08	30.00
28771	CC Rabobank B.A. - Sinopec Corp European Warrants Aug 2011 B	120,000,000	2011/02/14	2011/08/30	36.00
28782	CC Rabobank B.A. - Geely Auto European Warrants Jun 2011	120,000,000	2011/02/14	2011/06/22	38.40
28772	CC Rabobank B.A. - HKEx European Warrants Aug 2011	200,000,000	2011/02/14	2011/08/08	30.00
28783	CC Rabobank B.A. - Lee & Man Paper European Warrants Sep 11A	80,000,000	2011/02/14	2011/09/29	24.00
28784	CC Rabobank B.A. - MCC European Warrants Sep 2011	100,000,000	2011/02/14	2011/09/29	25.00
28792	CC Rabobank B.A. - MTRC European Warrants Nov 2011	100,000,000	2011/02/14	2011/11/29	25.00
28773	CC Rabobank B.A. - PetroChina European Warrants Jul 2011	100,000,000	2011/02/14	2011/07/11	60.00
28774	CC Rabobank B.A. - PetroChina European Warrants Nov 2011	200,000,000	2011/02/14	2011/11/21	30.00
28785	CC Rabobank B.A. - Ping An European Warrants Jun 2011	100,000,000	2011/02/14	2011/06/30	25.00
28787	CC Rabobank B.A. - Sino Biopharm European Warrants Sep 2011	80,000,000	2011/02/14	2011/09/29	20.00
28786	CC Rabobank B.A. - Sands China European Warrants Jul 2011	120,000,000	2011/02/14	2011/07/18	22.80
28775	CC Rabobank B.A. - Tencent Holdings European Wts Sep 2011A	200,000,000	2011/02/14	2011/09/19	30.00
28776	CC Rabobank B.A. - Tencent Holdings European Put Wts Aug 11	200,000,000	2011/02/14	2011/08/22	30.00
28788	CC Rabobank B.A. - Wynn Macau European Warrants Jul 2011	100,000,000	2011/02/14	2011/07/11	16.00
28794	UBS AG - Agricultural Bank European Warrants Jun 2011	200,000,000	2011/02/14	2011/06/20	40.00
28795	UBS AG - Bank of EA European Warrants Jul 2011	100,000,000	2011/02/14	2011/07/25	15.00
28796	UBS AG - Cheung Kong European Warrants Aug 2011A	100,000,000	2011/02/14	2011/08/01	30.00
28797	UBS AG - China National Building European Warrants Jun 2011	100,000,000	2011/02/14	2011/06/13	15.00
28798	UBS AG - KECL European Warrants Dec 2011	100,000,000	2011/02/14	2011/12/12	15.00
28799	UBS AG - Sands China European Warrants Jul 2011	100,000,000	2011/02/14	2011/07/18	15.00
28800	UBS AG - Wynn Macau European Warrants Jul 2011	100,000,000	2011/02/14	2011/07/11	15.00
24669#	Goldman Sachs SP (Asia) - China Life Euro Wts May 2011A	300,000,000	2011/02/14	2011/05/23	10.80
27896#	KBC Fin Products Int'l Ltd. - Sino Land European Wts Sep11	120,000,000	2011/02/14	2011/09/01	10.80
26509#	Merrill Lynch Int'l & Co. C.V. -HSI European Warrants Apr11C	500,000,000	2011/02/14	2011/04/28	13.00
28822	BNP Paribas Arbit Issu B.V. - AIA European Warrants Aug 2011	100,000,000	2011/02/15	2011/08/02	16.00
28823	BNP Paribas Arbit Issu B.V. - Hutchison Euro Wts Apr 2012 B	100,000,000	2011/02/15	2012/04/03	17.00
28824	BNP Paribas Arbit Issu B.V. - Tencent Holdings Eu Wts Jul11B	100,000,000	2011/02/15	2011/07/11	18.00
28825	BNP Paribas Arbit Issu B.V. - Tencent Holdings Eu Wts Oct 11	100,000,000	2011/02/15	2011/10/03	17.00
28833	Credit Suisse AG - HSCEI European Put Warrants Jun 2011 C	300,000,000	2011/02/15	2011/06/29	45.00
28836	Credit Suisse AG - HSI European Warrants Jun 2011A	300,000,000	2011/02/15	2011/06/29	45.00
28834	Credit Suisse AG - HSI European Warrants May 2011 A	300,000,000	2011/02/15	2011/05/30	45.00
28835	Credit Suisse AG - HSI European Warrants May 2011 B	300,000,000	2011/02/15	2011/05/30	45.00
28837	Credit Suisse AG - HSI European Put Warrants May 2011 D	300,000,000	2011/02/15	2011/05/30	45.00
28838	Credit Suisse AG - HSI European Put Warrants May 2011 E	300,000,000	2011/02/15	2011/05/30	45.00
28839	Credit Suisse AG - Ping An European Warrants Aug 2011	300,000,000	2011/02/15	2011/08/01	150.00
28840	Credit Suisse AG - Yanzhou Coal European Warrants Jun 2011 B	300,000,000	2011/02/15	2011/06/07	45.00
28809	Goldman Sachs SP (Asia) - GCL-Poly Energy European Wts Aug11	200,000,000	2011/02/15	2011/08/22	71.00
28810	HK Bank - CPIC European Warrants Dec 2011	80,000,000	2011/02/15	2011/12/28	20.00
28811	HK Bank - Henganintl European Warrants Sep 2011	80,000,000	2011/02/15	2011/09/20	20.00
28826	KBC Fin Products Int'l Ltd. - Agricultural Bk Eu Wt Aug 11B	108,000,000	2011/02/15	2011/08/15	31.32

Main Board Warrants

Code	Derivative warrants	No. of			Amount raised (HK\$ mil.)
		issue (units)	Listing date	Expiry	
28827	KBC Fin Products Int'l Ltd. - BOCL European Wts Aug 2011 A	158,000,000	2011/02/15	2011/08/01	23.70
28828	KBC Fin Products Int'l Ltd. - CC Bank Euro Wts Aug 2011A	158,000,000	2011/02/15	2011/08/15	42.66
28829	KBC Fin Products Int'l Ltd. - ICBC European Wts Jun 2011 B	158,000,000	2011/02/15	2011/06/14	42.66
28830	KBC Fin Products Int'l Ltd. - ICBC European Wts Jun 2011 C	128,000,000	2011/02/15	2011/06/14	19.20
28831	KBC Fin Products Int'l Ltd. - Ping An European Wts Aug 2011B	108,000,000	2011/02/15	2011/08/01	42.12
28832	KBC Fin Products Int'l Ltd. - Sino Land European Wts Oct 11	88,000,000	2011/02/15	2011/10/18	22.00
28812	Macquarie Bank Ltd. -Agricultural Bk European Warrants Jul11	150,000,000	2011/02/15	2011/07/22	26.25
28813	Macquarie Bank Ltd. - BYD European Warrants Aug 2011 A	100,000,000	2011/02/15	2011/08/15	25.00
28814	Macquarie Bank Ltd. - China Mobile European Wts Aug 2011	150,000,000	2011/02/15	2011/08/15	45.00
28815	Macquarie Bank Ltd. - Chi Resources European Warrants Aug 11	100,000,000	2011/02/15	2011/08/15	25.00
28818	Macquarie Bank Ltd. - China Life European Wts Aug 2011	300,000,000	2011/02/15	2011/08/05	45.00
28819	Macquarie Bank Ltd. - China Life European Put Wts Sep 2011	300,000,000	2011/02/15	2011/09/05	75.30
28820	Macquarie Bank Ltd. - Esprit European Warrants Jun 2011	350,000,000	2011/02/15	2011/06/22	58.45
28816	Macquarie Bank Ltd. - Henderson Land Dev Euro Wts Aug 2011	100,000,000	2011/02/15	2011/08/30	25.00
28821	Macquarie Bank Ltd. - MTRC European Warrants Nov 2011	100,000,000	2011/02/15	2011/11/02	16.40
28817	Macquarie Bank Ltd. - SHK Ppt European Warrants Oct 2011 B	100,000,000	2011/02/15	2011/10/21	15.00
26575 [#]	Macquarie Bank Ltd. - Cheung Kong European Warrants May2011A	180,000,000	2011/02/15	2011/05/12	10.44
24686 [#]	BOCI Asia Ltd. - China Life European Warrants Jun 2011	200,000,000	2011/02/15	2011/06/27	13.60
27099 [#]	HK Bank - HSI European Warrants May 2011 D	300,000,000	2011/02/15	2011/05/30	13.80
26159 [#]	Merrill Lynch Int'l & Co. C.V. -HSI European Warrants May11A	300,000,000	2011/02/15	2011/05/30	11.40
25690 [#]	CC Rabobank B.A. - CNOOC European Warrants Jul 2011 B	180,000,000	2011/02/15	2011/07/28	19.62
28853	BNP Paribas Arbit Issu B.V. - BOCL European Wts Jan 2012	100,000,000	2011/02/16	2012/01/04	25.00
28860	BNP Paribas Arbit Issu B.V. - CC Bank European Put Wts Sep11	100,000,000	2011/02/16	2011/09/02	73.00
28855	BNP Paribas Arbit Issu B.V. - C Transmission Euro Wts Mar 12	100,000,000	2011/02/16	2012/03/02	25.00
28854	BNP Paribas Arbit Issu B.V. - Cheung Kong Euro Wt Jun 2012	100,000,000	2011/02/16	2012/06/04	19.00
28856	BNP Paribas Arbit Issu B.V. - China Life Euro Wts Nov 2011	100,000,000	2011/02/16	2011/11/02	25.00
28870	BNP Paribas Arbit Issu B.V. - A50 China Euro Put Wts Feb 12	100,000,000	2011/02/16	2012/02/02	17.00
28857	BNP Paribas Arbit Issu B.V. - ICBC European Wts Oct 2011	200,000,000	2011/02/16	2011/10/04	80.00
28858	BNP Paribas Arbit Issu B.V. - ICBC European Wts Dec 2011	200,000,000	2011/02/16	2011/12/02	52.00
28859	BNP Paribas Arbit Issu B.V. - Ping An European Wts Oct 2011	100,000,000	2011/02/16	2011/10/04	49.00
28861	Credit Suisse AG - BOC HK European Warrants Jun 2011 B	200,000,000	2011/02/16	2011/06/20	30.00
28866	Credit Suisse AG - China Unicom European Put Warrants Aug 11	200,000,000	2011/02/16	2011/08/22	150.00
28862	Credit Suisse AG - CM Bank European Warrants Jun 2011	200,000,000	2011/02/16	2011/06/27	30.00
28863	Credit Suisse AG - ChiUnicom European Warrants Aug 2011 B	200,000,000	2011/02/16	2011/08/22	216.00
28864	Credit Suisse AG - ChiUnicom European Warrants Aug 2011 C	200,000,000	2011/02/16	2011/08/22	140.00
28865	Credit Suisse AG - ChiUnicom European Warrants Aug 2011 D	200,000,000	2011/02/16	2011/08/22	70.00
28867	Credit Suisse - Henderson Land European Warrants May 2011	200,000,000	2011/02/16	2011/05/23	30.00
28868	Credit Suisse AG - Lenovo European Warrants May 2011	200,000,000	2011/02/16	2011/05/16	30.00
28869	Credit Suisse AG - Lenovo European Warrants Jul 2011	200,000,000	2011/02/16	2011/07/18	66.00
28874	Deutsche Bank AG - China Mobile European Warrants Aug 2011 A	300,000,000	2011/02/16	2011/08/22	51.00
28872	Deutsche Bank AG - CC Bank European Warrants Jul 2011 B	300,000,000	2011/02/16	2011/07/18	45.00
28873	Deutsche Bank AG - China Mobile European Warrants Jun 2011 B	300,000,000	2011/02/16	2011/06/27	81.00
28875	Deutsche Bank AG - HSBC European Warrants Aug 2011	300,000,000	2011/02/16	2011/08/29	75.00
28847	Merrill Lynch Int'l & Co. C.V. - CNOOC Euro Put Wts Jun 11H	70,000,000	2011/02/16	2011/06/07	10.64

Main Board Warrants

Code	Derivative warrants	No. of			Amount raised (HK\$ mil.)
		issue (units)	Listing date	Expiry	
28841	Merrill Lynch Int'l & Co. C.V. - Sinopec Euro Wts May 2011	80,000,000	2011/02/16	2011/05/23	20.80
28842	Merrill Lynch Int'l & Co. C.V. - Sinopec Euro Wts Aug 2011 B	80,000,000	2011/02/16	2011/08/22	20.80
28843	Merrill Lynch Int'l & Co. C.V. - Sinopec Euro Wts Dec 2011	80,000,000	2011/02/16	2011/12/19	20.80
28846	Merrill Lynch Int'l & Co. C.V. - Sinopec Eu Put Wts Aug 2011	50,000,000	2011/02/16	2011/08/29	24.75
28844	Merrill Lynch Int'l & Co. C.V. - PetroChina Eu Wt May 2011 B	80,000,000	2011/02/16	2011/05/30	12.40
28845	Merrill Lynch Int'l & Co. C.V. - PetroChina Eu Wt Aug 2011	80,000,000	2011/02/16	2011/08/08	30.00
28848	Merrill Lynch Int'l & Co. C.V. - PetroChina Eu Put Wt Dec 12	60,000,000	2011/02/16	2012/12/12	15.00
28850	CC Rabobank B.A. - CNOOC European Warrants Sep 2011	200,000,000	2011/02/16	2011/09/26	30.00
28849	CC Rabobank B.A. - CPIC European Warrants Jul 2011	150,000,000	2011/02/16	2011/07/21	33.00
28871	CC Rabobank B.A. - CC Bank European Warrants Aug 2011	100,000,000	2011/02/16	2011/08/16	38.50
28851	Standard Chartered Bank - BOC HK European Warrants Jul 2011	100,000,000	2011/02/16	2011/07/22	15.00
28852	Standard Chartered Bank - Sinopec Corp European Wts Aug 2011	100,000,000	2011/02/16	2011/08/16	42.00
28876	UBS AG - CC Bank European Warrants Jun 2011 C	200,000,000	2011/02/16	2011/06/23	60.00
28877	UBS AG - China Life European Warrants Aug 2011 A	300,000,000	2011/02/16	2011/08/02	45.00
28879	UBS AG - CNOOC European Warrants Aug 2011	300,000,000	2011/02/16	2011/08/16	75.00
28878	UBS AG - Sinopec Corp European Warrants Jun 2011	200,000,000	2011/02/16	2011/06/20	60.00
28880	UBS AG - ICBC European Warrants Jun 2011 B	200,000,000	2011/02/16	2011/06/29	30.00
28881	UBS AG - ICBC European Warrants Jun 2011 C	200,000,000	2011/02/16	2011/06/07	30.00
26001 [#]	Barclays Bank plc - HKEx European Warrants Oct 2011 A	180,000,000	2011/02/16	2011/10/17	11.52
28897	BNP Paribas Arbit Issu B.V. - Ch Ship Dev European Wts Jul12	100,000,000	2011/02/17	2012/07/03	25.00
28898	BNP Paribas Arbit Issu B.V. - Hysan Dev European Wts Oct11	28,000,000	2011/02/17	2011/10/04	10.08
28921	Credit Suisse AG - CC Bank European Warrants Aug 2011	300,000,000	2011/02/17	2011/08/22	120.00
28916	Credit Suisse AG - Cheung Kong European Warrants May 2011	200,000,000	2011/02/17	2011/05/23	40.00
28920	Credit Suisse AG - Cheung Kong European Warrants Aug 2011	300,000,000	2011/02/17	2011/08/22	195.00
28901	Credit Suisse AG - China Life European Warrants Aug 2011 B	200,000,000	2011/02/17	2011/08/01	30.00
28923	Credit Suisse AG - CNOOC European Warrants Jun 2011 F	300,000,000	2011/02/17	2011/06/27	45.00
28922	Credit Suisse AG - Sinopec Corp European Warrants May 2011 D	300,000,000	2011/02/17	2011/05/23	105.00
28924	Credit Suisse AG - HKEx European Warrants Jun 2011 G	300,000,000	2011/02/17	2011/06/27	60.00
28919	Credit Suisse AG - HSI European Put Warrants Jun 2011 E	300,000,000	2011/02/17	2011/06/29	45.00
28914	Credit Suisse AG - HSI European Warrants May 2011 F	300,000,000	2011/02/17	2011/05/30	45.00
28915	Credit Suisse AG - HSI European Warrants Jun 2011 B	300,000,000	2011/02/17	2011/06/29	45.00
28918	Credit Suisse AG - HSI European Put Warrants May 2011 G	300,000,000	2011/02/17	2011/05/30	45.00
28925	Credit Suisse AG - ICBC European Warrants Jun 2011 D	300,000,000	2011/02/17	2011/06/13	54.00
28926	Credit Suisse AG - PetroChina European Warrants May 2011 D	300,000,000	2011/02/17	2011/05/23	105.00
28908	Deutsche Bank AG - China Life European Warrants Aug 2011 B	300,000,000	2011/02/17	2011/08/22	84.00
28909	Deutsche Bank AG - China Mobile European Warrants Aug 2011 B	300,000,000	2011/02/17	2011/08/22	120.00
28910	Deutsche Bank AG - Sinopec Corp European Warrants Aug 2011 B	100,000,000	2011/02/17	2011/08/22	66.00
28911	Deutsche Bank AG - Hutchison European Warrants Jul 2011 B	150,000,000	2011/02/17	2011/07/11	82.50
28912	Deutsche Bank AG - PetroChina European Warrants Aug 2011 A	100,000,000	2011/02/17	2011/08/22	71.00
28890	Goldman Sachs SP (Asia) - China Unicom European Wts Aug 2011	200,000,000	2011/02/17	2011/08/22	164.00
28889	Goldman Sachs SP (Asia) - China Life Euro Wts Sep 2011 B	200,000,000	2011/02/17	2011/09/05	57.00
28903	Goldman Sachs SP (Asia) - A50 China European Wts Jun 2011 B	200,000,000	2011/02/17	2011/06/07	30.00
28904	Goldman Sachs SP (Asia) - A50 China European Wts Aug 2011	200,000,000	2011/02/17	2011/08/22	157.00
28905	J P Morgan SP BV - China Life European Warrants Aug 2011 C	300,000,000	2011/02/17	2011/08/17	75.00

Main Board Warrants

Code	Derivative warrants	No. of			Amount raised (HK\$ mil.)
		issue (units)	Listing date	Expiry	
28906	RB of Scotland N.V. - China Life European Wts Aug 2011 B	200,000,000	2011/02/17	2011/08/01	35.60
28907	RB of Scotland N.V. - HSI European Warrants Aug 2011	250,000,000	2011/02/17	2011/08/30	38.25
28902	Standard Chartered Bank - AIA European Warrants Oct 2011	100,000,000	2011/02/17	2011/10/10	25.00
28899	Standard Chartered Bank-China Life European Wts Aug 2011 B	100,000,000	2011/02/17	2011/08/22	30.00
28900	Standard Chartered Bank - PetroChina European Warrants Oct12	100,000,000	2011/02/17	2012/10/19	15.00
28893	SGA Societe Generale Acceptance N.V. - CLife Eu Wt Jul 2011C	300,000,000	2011/02/17	2011/07/25	45.00
28894	SGA Societe Generale Acceptance N.V. - CLife Eu Wt Aug 2011B	300,000,000	2011/02/17	2011/08/17	75.00
28896	SGA Societe Generale Acceptance N.V. - HSBC Eu Wt May 2011 G	300,000,000	2011/02/17	2011/05/23	93.00
28891	SGA Societe Generale Acceptance N.V. - HSI Eur Wt Jun 2011 F	300,000,000	2011/02/17	2011/06/29	45.00
28892	SGA Societe Generale Acceptance N.V. - HSI Eur Wt Jul 2011 C	300,000,000	2011/02/17	2011/07/28	45.00
28895	SGA Societe Generale Acceptance N.V. - HSI Eu Put Wt Jun 11G	300,000,000	2011/02/17	2011/06/29	45.00
28885	UBS AG - BOCL European Warrants Aug 2011	200,000,000	2011/02/17	2011/08/22	50.00
28886	UBS AG - Henderson Land European Warrants Aug 2011	100,000,000	2011/02/17	2011/08/22	25.00
28883	UBS AG - HSI European Warrants Aug 2011A	300,000,000	2011/02/17	2011/08/30	45.00
28882	UBS AG - HSI European Warrants Jun 2011 D	300,000,000	2011/02/17	2011/06/29	45.00
28913	UBS AG - HSI European Warrants Jun 2011 E	300,000,000	2011/02/17	2011/06/29	45.00
28884	UBS AG - HSI European Put Warrants May 2011 K	300,000,000	2011/02/17	2011/05/30	45.00
28917	UBS AG - HSI European Put Warrants Jun 2011 G	300,000,000	2011/02/17	2011/06/29	45.00
28888	UBS AG - Hutchison European Warrants Mar 2012 B	500,000,000	2011/02/17	2012/03/21	75.00
28887	UBS AG - PetroChina European Warrants Jun 2011 B	100,000,000	2011/02/17	2011/06/27	30.00
28949	BOCI Asia Ltd. - China Mobile European Put Warrants Aug 2011	100,000,000	2011/02/18	2011/08/22	25.00
28947	BOCI Asia Ltd. - CC Bank European Put Warrants Jul 2011	100,000,000	2011/02/18	2011/07/04	30.50
28948	BOCI Asia Ltd. - China Life European Put Warrants Oct 2011	100,000,000	2011/02/18	2011/10/03	25.00
28968	BNP Paribas Arbit Issu B.V. - HSI European Wts Aug 2011	200,000,000	2011/02/18	2011/08/30	30.00
28969	BNP Paribas Arbit Issu B.V. - HSI Euro Put Wts Jul 2011	200,000,000	2011/02/18	2011/07/28	34.00
28970	BNP Paribas Arbit Issu B.V. - HSI Euro Put Wts Aug 2011	200,000,000	2011/02/18	2011/08/30	62.00
28927	Credit Suisse AG - HSI European Warrants Jun 2011 C	300,000,000	2011/02/18	2011/06/29	48.00
28964	Citigroup Global Mkt H Inc. - BYD European Warrants Aug 2011	80,000,000	2011/02/18	2011/08/01	12.00
28937	Citigroup Global Mkt H Inc. - China Shenhua Eur Wts Jun 11B	80,000,000	2011/02/18	2011/06/13	12.00
28965	Deutsche Bank AG - HKEx European Put Warrants Jun 2011	150,000,000	2011/02/18	2011/06/27	22.50
28957	Deutsche Bank AG - HKEx European Warrants Jul 2011 C	200,000,000	2011/02/18	2011/07/05	30.00
28966	Deutsche Bank AG - Hutchison European Warrants Jul 2011 C	150,000,000	2011/02/18	2011/07/18	75.00
28967	Deutsche Bank AG - PetroChina European Warrants Jul 2011	150,000,000	2011/02/18	2011/07/18	63.00
28938	Goldman Sachs SP (Asia) - CC Bank European Wts Jun 2011	200,000,000	2011/02/18	2011/06/27	81.00
28939	Goldman Sachs SP (Asia) - China Mobile Euro Wts Jun 2011 C	200,000,000	2011/02/18	2011/06/27	45.00
28940	Goldman Sachs SP (Asia) - CPIC European Warrants Aug 2011	200,000,000	2011/02/18	2011/08/22	50.00
28941	Goldman Sachs SP (Asia) - Li & Fung European Warrants Jun 11	200,000,000	2011/02/18	2011/06/30	56.00
10073	Goldman Sachs SP (Asia) - N225 Index Euro Wts Sep 2011	100,000,000	2011/02/18	2011/09/09	25.00
10074	Goldman Sachs SP (Asia) - N225 Index Euro Wts Dec 2011	100,000,000	2011/02/18	2011/12/09	25.00
10075	Goldman Sachs SP (Asia) - N225 Index Euro Put Wts Sep 2011	100,000,000	2011/02/18	2011/09/09	25.00
10076	Goldman Sachs SP (Asia) - N225 Index Euro Put Wts Dec 2011	100,000,000	2011/02/18	2011/12/09	25.00
28978	Goldman Sachs SP (Asia) - Ping An European Warrants Sep 2011	200,000,000	2011/02/18	2011/09/19	166.00
28958	HK Bank - BOCL European Warrants Aug 2011	100,000,000	2011/02/18	2011/08/22	15.00
28959	HK Bank -BYD European Warrants Sep 2011	100,000,000	2011/02/18	2011/09/23	25.00

Main Board Warrants

Code	Derivative warrants	No. of			Amount raised (HK\$ mil.)
		issue (units)	Listing date	Expiry	
28960	HK Bank - China Life European Warrants Aug 2011 B	300,000,000	2011/02/18	2011/08/08	54.00
28961	HK Bank - China Life European Put Warrants Oct 2011	120,000,000	2011/02/18	2011/10/25	30.00
28962	HK Bank - Henderson Land Dev European Warrants Sep 2011	80,000,000	2011/02/18	2011/09/15	20.00
28933	HK Bank - HSI European Put Warrants Aug 2011	200,000,000	2011/02/18	2011/08/30	50.00
28934	HK Bank - HSI European Put Warrants Sep 2011	200,000,000	2011/02/18	2011/09/29	50.00
28935	HK Bank - HSI European Put Warrants Oct 2011	200,000,000	2011/02/18	2011/10/28	50.00
28936	HK Bank - HSI European Put Warrants Mar 2012	200,000,000	2011/02/18	2012/03/29	50.00
28963	HK Bank - Sinopharm European Warrants Oct 2011	80,000,000	2011/02/18	2011/10/20	20.00
28950	J P Morgan SP BV - BOCL European Warrants Aug 2011 A	200,000,000	2011/02/18	2011/08/18	50.00
28951	J P Morgan SP BV - Ch Overseas European Warrants Oct 2011	200,000,000	2011/02/18	2011/10/03	30.00
28952	J P Morgan SP BV - Sinopec Corp European Warrants Jul 2011 B	100,000,000	2011/02/18	2011/07/22	30.00
28953	J P Morgan SP BV - Fushan Energy European Warrants Jun 2011B	80,000,000	2011/02/18	2011/06/16	12.00
28955	J P Morgan SP BV - HKEx European Warrants Sep 2011 B	300,000,000	2011/02/18	2011/09/26	45.00
28954	J P Morgan SP BV - Hang Lung Ppt European Warrants Aug 2011	100,000,000	2011/02/18	2011/08/18	25.00
28956	J P Morgan SP BV - Yanzhou Coal European Warrants Oct 2011	100,000,000	2011/02/18	2011/10/31	25.00
28976	KBC Fin Products Int'l Ltd. - BOCL Euro Put Wts Sep 2011	108,000,000	2011/02/18	2011/09/01	44.28
28975	KBC Fin Products Int'l Ltd. - BOCL European Wts Aug 2011 B	158,000,000	2011/02/18	2011/08/18	39.50
28977	KBC Fin Products Int'l Ltd. - CC Bank Euro Wts Aug 2011 B	138,000,000	2011/02/18	2011/08/18	49.68
28974	KBC Fin Products Int'l Ltd. - CMB European Warrants Dec 2011	108,000,000	2011/02/18	2011/12/01	16.20
28971	Macquarie Bank Ltd. - Cheung Kong European Warrants May 11B	250,000,000	2011/02/18	2011/05/27	67.50
28943	Macquarie Bank Ltd. - Lenovo European Warrants Aug 2011	100,000,000	2011/02/18	2011/08/18	25.30
28944	Macquarie Bank Ltd. - Maanshan Iron European Wts Aug 2011	88,000,000	2011/02/18	2011/08/18	26.93
28942	Macquarie Bank Ltd. - Shimao Ppt European Warrants Dec 2011	150,000,000	2011/02/18	2011/12/14	22.50
28946	Standard Chartered Bank - A50 China European Put Wts May12	100,000,000	2011/02/18	2012/05/28	25.00
28945	Standard Chartered Bank - ICBC European Warrants Aug 2011 B	100,000,000	2011/02/18	2011/08/18	25.00
28929	SGA Societe Generale Acceptance N.V. - CCB Eur Wt Aug 2011A	200,000,000	2011/02/18	2011/08/22	92.00
28928	SGA Societe Generale Acceptance N.V. - CCB Eur Wt Jul 2011 B	200,000,000	2011/02/18	2011/07/27	64.00
28930	SGA Societe Generale Acceptance N.V. - Ch Mob Eu Wt Jun 11C	200,000,000	2011/02/18	2011/06/27	42.00
28931	SGA Societe Generale Acceptance N.V. - Ch Mob Eu Wt Aug 11E	200,000,000	2011/02/18	2011/08/22	82.00
28932	SGA Societe Generale Acceptance N.V. - ICBC Eu Wt Jun 2011 C	200,000,000	2011/02/18	2011/06/15	50.00
28972	UBS AG - Cheung Kong European Warrants Aug 2011 B	100,000,000	2011/02/18	2011/08/22	25.00
28973	UBS AG - HSBC European Warrants Sep 2011 C	200,000,000	2011/02/18	2011/09/05	50.00
10039#	Deutsche Bank AG - Nikkei 225 Index Euro Put Wts Sep 2011	100,000,000	2011/02/18	2011/09/09	17.40
29026	Deutsche Bank AG - BOCL European Warrants Aug 2011 A	100,000,000	2011/02/21	2011/08/22	25.00
28987	Goldman Sachs SP (Asia) - Yurun Food European Warrants Sep11	200,000,000	2011/02/21	2011/09/05	59.00
29028	KBC Fin Products Int'l Ltd. - Henderson Land Dev Eu Wt Sep11	58,000,000	2011/02/21	2011/09/01	20.88
29032	KBC Fin Products Int'l Ltd. - Henderson Land Eu Put Wt Sep11	58,000,000	2011/02/21	2011/09/15	24.36
29029	KBC Fin Products Int'l Ltd. - Ping An Euro Put Wts Aug 2011	68,000,000	2011/02/21	2011/08/22	22.44
29025	Macquarie Bank Ltd. - China Tel European Warrants Jul 2011	200,000,000	2011/02/21	2011/07/18	34.60
28985	Macquarie Bank Ltd. - HSI European Warrants Aug 2011	200,000,000	2011/02/21	2011/08/30	30.00
28986	Macquarie Bank Ltd. - HSI European Put Warrants Jun 2011	200,000,000	2011/02/21	2011/06/29	30.00
28984	Merrill Lynch Int'l & Co. C.V. - China Life Eu Wt Jul 2011	80,000,000	2011/02/21	2011/07/04	12.64
28981	Merrill Lynch Int'l & Co. C.V. - HKEx Euro Wts Aug 2012	80,000,000	2011/02/21	2012/08/13	20.00
28983	Merrill Lynch Int'l & Co. C.V. - HKEx Eur Put Wts Dec 2011	80,000,000	2011/02/21	2011/12/19	22.80

Main Board Warrants

Code	Derivative warrants	No. of			Amount raised (HK\$ mil.)
		issue (units)	Listing date	Expiry	
28982	Merrill Lynch Int'l & Co. C.V. - HKEx Eur Put Wts Apr 2012	80,000,000	2011/02/21	2012/04/13	20.00
28980	Merrill Lynch Int'l & Co. C.V. - HKEx Euro Wts Sep 2011 B	80,000,000	2011/02/21	2011/09/28	12.00
28979	Merrill Lynch Int'l & Co. C.V. - HKEx Euro Wts Dec 2011 B	80,000,000	2011/02/21	2011/12/05	12.24
29016	Nomura Int'l plc - Alibaba European Warrants Jun 2011	100,000,000	2011/02/21	2011/06/30	15.00
29007	Nomura Int'l plc - Angang Steel European Warrants Aug 2011	100,000,000	2011/02/21	2011/08/22	15.00
29013	Nomura Int'l plc - BYD European Warrants Jun 2011	100,000,000	2011/02/21	2011/06/30	15.00
29009	Nomura Int'l plc - Ch Overseas European Warrants Dec 2011	100,000,000	2011/02/21	2011/12/30	15.00
29017	Nomura Int'l plc - China COSCO European Warrants Sep 2011	100,000,000	2011/02/21	2011/09/05	15.00
29018	Nomura Int'l plc - China Life European Warrants Jul 2011 C	100,000,000	2011/02/21	2011/07/29	15.00
29019	Nomura Int'l plc - China Life European Warrants Aug 2011	100,000,000	2011/02/21	2011/08/31	15.00
29014	Nomura Int'l plc - Chinares Cement European Warrants Aug 11A	60,000,000	2011/02/21	2011/08/22	39.00
29015	Nomura Int'l plc - Chinares Cement European Warrants Aug 11B	60,000,000	2011/02/21	2011/08/22	29.40
29020	Nomura Int'l plc - GCL-Poly Energy European Warrants Aug 11	100,000,000	2011/02/21	2011/08/22	25.00
29003	Nomura Int'l plc -Henderson Land Dev European Warrants Aug11	100,000,000	2011/02/21	2011/08/31	25.00
29004	Nomura Int'l plc - Hutchison European Warrants Oct 2012	200,000,000	2011/02/21	2012/10/15	30.00
29008	Nomura Int'l plc - JIANC European Warrants Jun 2011	100,000,000	2011/02/21	2011/06/30	15.00
29006	Nomura Int'l plc - Realgold MiningEuropean Warrants Aug 2011	100,000,000	2011/02/21	2011/08/23	22.00
29010	Nomura Int'l plc - Sinopharm European Warrants Jul 2011	80,000,000	2011/02/21	2011/07/21	12.08
29005	Nomura Int'l plc - Sino Land European Warrants Nov 2011	100,000,000	2011/02/21	2011/11/09	15.00
29021	Nomura Int'l plc - United Lab European Warrants Aug 2011	100,000,000	2011/02/21	2011/08/31	25.10
29022	Nomura Int'l plc - United Lab European Warrants Dec 2011	100,000,000	2011/02/21	2011/12/30	26.70
29011	Nomura Int'l plc - Yanzhou Coal European Warrants Jun 2011	100,000,000	2011/02/21	2011/06/13	15.10
29012	Nomura Int'l plc - Yanzhou Coal European Warrants Oct 2011	100,000,000	2011/02/21	2011/10/26	18.00
28989	CC Rabobank B.A. - Ch Mobile European Warrants Aug 2011	150,000,000	2011/02/21	2011/08/30	60.00
28990	CC Rabobank B.A. - Ch Mobile European Put Wts Jul 2011	150,000,000	2011/02/21	2011/07/04	52.50
28991	CC Rabobank B.A. - China Tel European Warrants Aug 2011	100,000,000	2011/02/21	2011/08/22	27.00
28992	CC Rabobank B.A. - ChiUnicom European Warrants Mar 2012	150,000,000	2011/02/21	2012/03/16	33.00
28988	CC Rabobank B.A. - Cheung Kong European Warrants May 2011	150,000,000	2011/02/21	2011/05/31	28.50
28993	CC Rabobank B.A. - HKEx European Put Warrants Oct 2011	200,000,000	2011/02/21	2011/10/24	30.00
28994	CC Rabobank B.A. - HSBC European Put Warrants Jul 2011	150,000,000	2011/02/21	2011/07/22	33.00
28995	CC Rabobank B.A. - Hutchison European Warrants Aug 2011	150,000,000	2011/02/21	2011/08/30	112.50
28996	CC Rabobank B.A. - Hutchison European Put Warrants Jul 2011	150,000,000	2011/02/21	2011/07/26	114.00
28997	CC Rabobank B.A. - Ping An European Warrants Aug 2011	150,000,000	2011/02/21	2011/08/01	72.00
28998	SGA Societe Generale Acceptance N.V.-Belle Int'l Eu Wt Dec11	200,000,000	2011/02/21	2011/12/21	50.00
29027	SGA Societe Generale Acceptance N.V-Ch Overseas Eu Wt Nov 11	200,000,000	2011/02/21	2011/11/28	50.00
28999	SGA Societe Generale Acceptance NV-Minsheng Bk Eu Wt Aug 11	120,000,000	2011/02/21	2011/08/22	30.00
29000	SGA Societe Generale Acceptance N.V. - CNOOC Eu Wt Aug 2011A	500,000,000	2011/02/21	2011/08/24	75.00
29001	SGA Societe Generale Acceptance N.V. - CNOOC Eu Wt Aug 2011B	500,000,000	2011/02/21	2011/08/29	125.00
29002	SGA Societe Generale Acceptance N.V. - ICBC Eu Wt Aug 2011	200,000,000	2011/02/21	2011/08/01	32.00
29030	UBS AG - Agricultural Bank European Warrants Jul 2011 B	200,000,000	2011/02/21	2011/07/22	30.00
29023	UBS AG - China Life European Warrants Aug 2011 B	300,000,000	2011/02/21	2011/08/08	45.00
29024	UBS AG - HS Bank European Warrants Jun 2011	100,000,000	2011/02/21	2011/06/30	15.00
29045	BNP Paribas Arbit Issu B.V. - Galaxy Ent European Wts Dec11	100,000,000	2011/02/22	2011/12/02	25.00
29046	BNP Paribas Arbit Issu B.V. - Poly HK Inv European Wts Jul13	100,000,000	2011/02/22	2013/07/02	25.00

Main Board Warrants

Code	Derivative warrants	No. of			Amount raised (HK\$ mil.)
		issue (units)	Listing date	Expiry	
29047	BNP Paribas Arbit Issu B.V. - Swrie Pacific A Euro Wts Apr12	100,000,000	2011/02/22	2012/04/03	15.00
29043	Deutsche Bank AG - AIA European Warrants Jul 2011	200,000,000	2011/02/22	2011/07/21	30.00
29044	Deutsche Bank AG - Tencent Holdings European Wts Nov 2011	200,000,000	2011/02/22	2011/11/21	36.00
29031	Goldman Sachs SP (Asia) - BYD European Warrants Oct 2011	200,000,000	2011/02/22	2011/10/31	119.00
29033	Goldman Sachs SP (Asia) - Esprit European Warrants Aug 2011	200,000,000	2011/02/22	2011/08/23	53.00
29034	Goldman Sachs SP (Asia) - Li & Fung European Warrants Aug11B	200,000,000	2011/02/22	2011/08/23	78.00
29041	Macquarie Bank Ltd. - China EB Ltd European Warrants Oct2011	250,000,000	2011/02/22	2011/10/10	38.00
29035	CC Rabobank B.A. - China Agri European Warrants Dec 2012	100,000,000	2011/02/22	2012/12/24	18.00
29038	CC Rabobank B.A. - CITIC Pacific European Warrants Aug 2011	200,000,000	2011/02/22	2011/08/15	30.00
29036	CC Rabobank B.A. - China Life European Warrants Sep 2011	150,000,000	2011/02/22	2011/09/02	27.00
29037	CC Rabobank B.A. - China Shenhua European Warrants Aug 2011	100,000,000	2011/02/22	2011/08/30	25.00
29039	CC Rabobank B.A. - Yuexiu Property European Warrants Aug2011	100,000,000	2011/02/22	2011/08/30	25.00
29048	RB of Scotland N.V. - Agricultural Bk European Wts Jun 2011	100,000,000	2011/02/22	2011/06/24	16.90
29049	RB of Scotland N.V. - Agricultural Bk European Wts Jul 2011	200,000,000	2011/02/22	2011/07/25	30.80
29040	Standard Chartered Bank - HSBC European Warrants Jun 2011 D	100,000,000	2011/02/22	2011/06/27	15.00
29042	Standard Chartered Bank - Tencent Hldg European Wts Jun 2011	100,000,000	2011/02/22	2011/06/21	15.00
23506#	Merrill Lynch Int'l & Co. C.V. - Ch Mobile Eur Wt Dec 2011	800,000,000	2011/02/22	2011/12/05	38.40
23547#	CC Rabobank B.A. - Nine Dragons European Warrants Jun 2011	350,000,000	2011/02/22	2011/06/29	10.50
10077	BNP Paribas Arbit Issu B.V. -AUD/USD European Warrants Aug11	200,000,000	2011/02/23	2011/08/23	50.00
10081	BNP Paribas Arbit Issu B.V. - AUD/USD European Put Wts Aug11	200,000,000	2011/02/23	2011/08/23	50.00
29061	BNP Paribas Arbit Issu B.V.-BankComm European Warrants Nov 11	49,000,000	2011/02/23	2011/11/02	24.01
29066	BNP Paribas Arbit Issu B.V. - BYD European Warrants Sep 2011	60,000,000	2011/02/23	2011/09/05	15.60
29062	BNP Paribas Arbit Issu B.V. - Link REIT Euro Wts Feb 2012	95,000,000	2011/02/23	2012/02/02	23.75
29065	Citigroup Global Mkt H Inc.-Henderson Land Dev Eur Wts Oct11	80,000,000	2011/02/23	2011/10/10	20.00
29064	Deutsche Bank AG - China Life European Put Wts Sep 2011	150,000,000	2011/02/23	2011/09/05	37.50
29063	Deutsche Bank AG - A50 China European Put Wts Sep 2011	100,000,000	2011/02/23	2011/09/22	15.00
29054	HK Bank - Agricultural Bank European Warrants Aug 2011	120,000,000	2011/02/23	2011/08/23	30.00
29058	HK Bank - China Mobile European Warrants Aug 2011A	300,000,000	2011/02/23	2011/08/23	75.00
29059	HK Bank - China Mobile European Put Warrants Oct 2011	120,000,000	2011/02/23	2011/10/07	30.00
29055	HK Bank - CC Bank European Warrants Jul 2011	180,000,000	2011/02/23	2011/07/22	45.00
29056	HK Bank - CC Bank European Warrants Aug 2011	180,000,000	2011/02/23	2011/08/23	45.00
29057	HK Bank - CC Bank European Put Warrants Sep 2011	120,000,000	2011/02/23	2011/09/09	30.00
29069	RB of Scotland N.V. - A50 China European Warrants Nov 2011	250,000,000	2011/02/23	2011/11/04	37.75
29070	RB of Scotland N.V. - A50 China European Put Wts Jan 2012	250,000,000	2011/02/23	2012/01/18	37.75
29060	Standard Chartered Bank-China Life European Wts Nov 2011	100,000,000	2011/02/23	2011/11/04	25.00
29050	SGA Societe Generale Acceptance N.V. - BOCL Eu Wt Aug 2011 B	200,000,000	2011/02/23	2011/08/29	50.00
29051	SGA Societe Generale Acceptance N.V. - BYD Euro Wts Aug 11B	180,000,000	2011/02/23	2011/08/24	61.20
29052	SGA Societe Generale Acceptance N.V. - HKEx Eu Wt Sep 2011 C	600,000,000	2011/02/23	2011/09/26	90.00
29053	SGA Societe Generale Acceptance N.V. - HKEx Eu Wt Oct 2011 C	600,000,000	2011/02/23	2011/10/24	96.00
29068	UBS AG - AIA European Warrants Jul 2011 A	200,000,000	2011/02/23	2011/07/21	30.00
29067	UBS AG - CC Bank European Warrants Aug 2011A	200,000,000	2011/02/23	2011/08/08	40.00
25651#	UBS AG - HKEx European Warrants May 2011 B	300,000,000	2011/02/23	2011/05/30	22.20
29074	Citigroup Global Mkt H Inc. -Chaoda Modern European Wt Nov12	80,000,000	2011/02/24	2012/11/01	12.00
29075	Deutsche Bank AG - AIA European Put Warrants Sep 2011	100,000,000	2011/02/24	2011/09/12	25.00

Main Board Warrants

Code	Derivative warrants	No. of			Amount raised (HK\$ mil.)
		issue (units)	Listing date	Expiry	
29076	Deutsche Bank AG - CC Bank European Put Warrants Aug 2011	100,000,000	2011/02/24	2011/08/29	36.00
29077	Deutsche Bank AG - ICBC European Put Warrants Aug 2011	100,000,000	2011/02/24	2011/08/29	33.00
10078	Deutsche Bank AG - Nikkei 225 Index European Wts Dec 2011 A	100,000,000	2011/02/24	2011/12/09	25.00
10082	Deutsche Bank AG - Nikkei 225 Index Euro Put Wts Dec 2011 C	100,000,000	2011/02/24	2011/12/09	26.00
29071	Goldman Sachs SP (Asia) -Anhui Conch European Warrants Jun11	200,000,000	2011/02/24	2011/06/20	65.00
29072	Goldman Sachs SP (Asia) - Ch Comm Cons European Wts Nov 2011	200,000,000	2011/02/24	2011/11/07	143.00
29073	HK Bank - AIA European Warrants Dec 2011	200,000,000	2011/02/24	2011/12/08	50.00
23735 [#]	Macquarie Bank Ltd. - BYD European Warrants Nov 2011	500,000,000	2011/02/24	2011/11/28	11.50
28358 [#]	CC Rabobank B.A. - Hutchison European Warrants May 2011 D	200,000,000	2011/02/24	2011/05/30	28.60
29089	BOCI Asia Ltd. - CC Bank European Warrants Jul 2011	100,000,000	2011/02/25	2011/07/18	15.00
29088	BOCI Asia Ltd. - A50 China European Warrants Dec 2011	100,000,000	2011/02/25	2011/12/28	15.00
29092	BNP Paribas Arbit Issu B.V. - Sino-Ocean Land Euro Wts Nov11	45,000,000	2011/02/25	2011/11/02	19.80
10080	Deutsche Bank AG - EUR/USD European Warrants Aug 2011	50,000,000	2011/02/25	2011/08/29	13.00
10079	Deutsche Bank AG - USD/YEN European Put Warrants Aug 2011	50,000,000	2011/02/25	2011/08/29	13.00
29090	Goldman Sachs SP (Asia) - ZTE European Warrants Aug 2011	200,000,000	2011/02/25	2011/08/29	62.00
29087	HK Bank - Alibaba European Warrants Jan 2012	100,000,000	2011/02/25	2012/01/26	25.00
29078	CC Rabobank B.A. - Alibaba European Warrants Oct 2011	150,000,000	2011/02/25	2011/10/17	27.00
29079	CC Rabobank B.A. - BOCL European Warrants Jun 2011	200,000,000	2011/02/25	2011/06/23	30.00
29080	CC Rabobank B.A. - C Transmission European Warrants Dec 2011	100,000,000	2011/02/25	2011/12/14	18.00
29081	CC Rabobank B.A. - Dongfang Elec European Warrants Sep 2011A	100,000,000	2011/02/25	2011/09/29	35.00
29082	CC Rabobank B.A. - Hutchison European Warrants Jun 2011	200,000,000	2011/02/25	2011/06/10	70.00
29093	RB of Scotland N.V. - Sinopec Corp European Warrants Aug 11B	100,000,000	2011/02/25	2011/08/29	56.50
29094	RB of Scotland N.V. - Sinopec Corp European Warrants Sep 11	100,000,000	2011/02/25	2011/09/30	40.60
29085	SGA Societe Generale Acceptance N.V. - Ch Mob Eu Wt Sep2011A	200,000,000	2011/02/25	2011/09/05	54.00
29083	SGA Societe Generale Acceptance N.V. - CK(H) Eu Wt Dec 2012A	300,000,000	2011/02/25	2012/12/10	66.00
29084	SGA Societe Generale Acceptance N.V. - CK(H) Eu Wt Dec 2012B	300,000,000	2011/02/25	2012/12/10	45.00
29091	SGA Societe Generale Acceptance N.V. - HKEx Eu Wt Jun 2011 D	500,000,000	2011/02/25	2011/06/20	75.00
29086	SGA Societe Generale Acceptance N.V. - HKEx Eu Wt Jul 2011 D	500,000,000	2011/02/25	2011/07/25	80.00
29095	UBS AG - BYD European Warrants Aug 2011 A	100,000,000	2011/02/25	2011/08/29	25.00
29096	UBS AG - CC Bank European Warrants Jun 2011 D	200,000,000	2011/02/25	2011/06/30	30.00
29097	UBS AG - Sinopec Corp European Warrants May 2012	200,000,000	2011/02/25	2012/05/21	30.00
27678 [#]	Standard Chartered Bank-China Life European Warrants Jun 11	150,000,000	2011/02/25	2011/06/30	11.40
29119	BNP Paribas Arbit Issu B.V. - China Overseas Euro Wts Nov 11	100,000,000	2011/02/28	2011/11/02	25.00
29120	BNP Paribas Arbit Issu B.V. - Chi Res Land Euro Wts Dec 11	100,000,000	2011/02/28	2011/12/02	25.00
29126	BNP Paribas Arbit Issu B.V. - Realgold Mining Euro Wts Jan12	60,000,000	2011/02/28	2012/01/03	15.00
29122	Citigroup Global Mkt H Inc. - Chi Resources Euro Wts Oct 11	80,000,000	2011/02/28	2011/10/24	20.00
29121	Citigroup Global Mkt H Inc. - China Tel Euro Wts Oct 2011	80,000,000	2011/02/28	2011/10/17	24.00
29123	Citigroup Global Mkt H Inc. - HS Bank European Wts Nov 2011	80,000,000	2011/02/28	2011/11/28	20.00
29124	Citigroup Global Mkt H Inc. - Jiangxi Copper Euro Wts Sep 11	80,000,000	2011/02/28	2011/09/22	12.00
29125	Citigroup Global Mkt H Inc. - Wharf European Wts Oct 2011	80,000,000	2011/02/28	2011/10/10	20.00
10083	Deutsche Bank AG - Gold European Warrants Aug 2011	50,000,000	2011/02/28	2011/08/31	12.50
10087	Deutsche Bank AG - Gold European Put Warrants Aug 2011	50,000,000	2011/02/28	2011/08/31	12.50
29115	Macquarie Bank Ltd. - BYD European Warrants Aug 2011 B	150,000,000	2011/02/28	2011/08/30	40.65
29117	Macquarie Bank Ltd. - HKEx European Warrants Sep 2011	200,000,000	2011/02/28	2011/09/22	30.00

Main Board Warrants

Code	Derivative warrants	No. of			Amount raised (HK\$ mil.)
		issue (units)	Listing date	Expiry	
29118	Macquarie Bank Ltd. - HKEEx European Put Warrants Nov 2011	200,000,000	2011/02/28	2011/11/02	50.00
29116	Macquarie Bank Ltd. - Hang Lung Ppt European Wts Sep 2011	100,000,000	2011/02/28	2011/09/02	25.00
29104	Nomura Int'l plc - Ch Com Service European Warrants Nov 2011	100,000,000	2011/02/28	2011/11/21	15.00
29108	Nomura Int'l plc - CSR European Warrants Aug 2011 A	100,000,000	2011/02/28	2011/08/08	17.20
29109	Nomura Int'l plc - CSR European Warrants Aug 2011 B	100,000,000	2011/02/28	2011/08/29	15.10
29103	Nomura Int'l plc - HKEEx European Warrants Sep 2011 B	200,000,000	2011/02/28	2011/09/30	30.00
29098	Nomura Int'l plc - Hutchison European Warrants Aug 2011	100,000,000	2011/02/28	2011/08/31	39.00
29102	Nomura Int'l plc - KECL European Warrants Dec 2011	100,000,000	2011/02/28	2011/12/05	15.00
29111	Nomura Int'l plc - Ping An European Warrants Jun 2011	100,000,000	2011/02/28	2011/06/08	15.00
29110	Nomura Int'l plc - Ping An European Warrants Mar 2012	200,000,000	2011/02/28	2012/03/05	30.00
29099	Nomura Int'l plc - Swire Pacific A European Warrants Mar 12	100,000,000	2011/02/28	2012/03/30	15.00
29106	Nomura Int'l plc - Xinyi Glass European Warrants Feb 2012	100,000,000	2011/02/28	2012/02/29	25.20
29107	Nomura Int'l plc - Yurun Food European Warrants Jun 2011	100,000,000	2011/02/28	2011/06/30	15.00
29100	Nomura Int'l plc - Yuexiu Property European Warrants Aug 11	100,000,000	2011/02/28	2011/08/29	25.00
29101	Nomura Int'l plc - Yuexiu Property European Warrants Mar 12	100,000,000	2011/02/28	2012/03/30	27.00
29112	Nomura Int'l plc - Zijin Mining European Warrants May 2012	100,000,000	2011/02/28	2012/05/31	15.00
29105	Nomura Int'l plc - ZTE European Warrants Aug 2011	100,000,000	2011/02/28	2011/08/29	31.40
29113	SGA Societe Generale Acceptance N.V. - HLand Eur Wt Aug 2011	50,000,000	2011/02/28	2011/08/29	15.50
29114	SGA Societe Generale Acceptance NV-New World Dev Eu Wt Sep11	100,000,000	2011/02/28	2011/09/05	15.00
27920 [#]	Merrill Lynch Int'l & Co. C.V. - CNOOC European Wts Jun 11F	250,000,000	2011/02/28	2011/06/21	16.25
29141	BNP Paribas Arbit Issu B.V. - Beijing Ent European Wts Dec13	100,000,000	2011/03/01	2013/12/03	25.00
29136	BNP Paribas Arbit Issu B.V. - CSR European Warrants Mar 2012	100,000,000	2011/03/01	2012/03/02	25.00
29139	BNP Paribas Arbit Issu B.V. - HSBC European Put Wts Sep 11E	100,000,000	2011/03/01	2011/09/02	60.00
29137	BNP Paribas Arbit Issu B.V. -Li Ning European Warrants Oct11	80,000,000	2011/03/01	2011/10/04	20.00
29138	BNP Paribas Arbit Issu B.V. - ZTE European Warrants Dec 2011	60,000,000	2011/03/01	2011/12/02	26.40
29135	Deutsche Bank AG - HSBC European Warrants Feb 2013	300,000,000	2011/03/01	2013/02/04	52.50
29131	Goldman Sachs SP (Asia) - AIA European Warrants Aug 2011	200,000,000	2011/03/01	2011/08/02	30.40
29130	Goldman Sachs SP (Asia) - HSI European Warrants Sep 2011 B	200,000,000	2011/03/01	2011/09/29	50.00
29127	HK Bank - BOC HK European Warrants Nov 2011	150,000,000	2011/03/01	2011/11/18	37.50
29128	HK Bank - GCL-Poly Energy European Warrants Oct 2011	100,000,000	2011/03/01	2011/10/17	25.00
29129	HK Bank - Lenovo European Warrants Sep 2011 A	100,000,000	2011/03/01	2011/09/19	25.00
29140	Macquarie Bank Ltd. - HSBC European Warrants Feb 2013	300,000,000	2011/03/01	2013/02/04	45.00
10084	RB of Scotland N.V. - Oil Futures European Warrants Nov 2011	100,000,000	2011/03/01	2011/11/15	33.50
10088	RB of Scotland N.V. - Oil Futures European Put Wts Nov11	100,000,000	2011/03/01	2011/11/15	25.10
29132	UBS AG - Alibaba European Warrants Jun 2011	200,000,000	2011/03/01	2011/06/20	30.00
29133	UBS AG - BYD European Warrants Sep 2011	100,000,000	2011/03/01	2011/09/12	25.00
29134	UBS AG - China Mobile European Warrants Aug 2011 A	300,000,000	2011/03/01	2011/08/15	114.00
29157	BNP Paribas Arbit Issu B.V. - AviChina European Wts Jul13	100,000,000	2011/03/02	2013/07/02	25.00
10085	BNP Paribas Arbit Issu B.V. - Gold European Warrants Sep 11	200,000,000	2011/03/02	2011/09/06	59.00
10089	BNP Paribas Arbit Issu B.V. - Gold European Put Wts Sep 2011	200,000,000	2011/03/02	2011/09/06	59.00
29166	Credit Suisse AG - China Mobile European Warrants Sep 2011	300,000,000	2011/03/02	2011/09/02	75.00
29163	Credit Suisse AG - HSBC European Wts Jun 2011 C	300,000,000	2011/03/02	2011/06/03	84.00
29164	Credit Suisse AG - Jiangxi Copper European Wts Jun 2011 B	300,000,000	2011/03/02	2011/06/07	45.00
29165	Credit Suisse AG - PetroChina European Warrants Oct 2012	300,000,000	2011/03/02	2012/10/19	45.00

Main Board Warrants

Code	Derivative warrants	No. of			Amount raised (HK\$ mil.)
		issue (units)	Listing date	Expiry	
29148	Citigroup Global Mkt H Inc. - CM Bank European Wts Sep 2011	80,000,000	2011/03/02	2011/09/12	12.00
29149	Citigroup Global Mkt H Inc. - Minsheng Bank Euro Wts Jul 11	80,000,000	2011/03/02	2011/07/18	14.40
29168	Citigroup Global Mkt H Inc. - CNOOC European Wts Oct 2011 B	80,000,000	2011/03/02	2011/10/25	12.00
29150	Citigroup Global Mkt H Inc. - Hang Lung Ppt Euro Wts Oct 11	80,000,000	2011/03/02	2011/10/03	20.00
29162	Deutsche Bank AG - BOCL European Put Warrants Sep 2011	100,000,000	2011/03/02	2011/09/05	25.00
29158	Deutsche Bank AG - CNOOC European Warrants Jul 2011 B	200,000,000	2011/03/02	2011/07/18	30.00
29161	Deutsche Bank AG - A50 China European Warrants Nov 2011	150,000,000	2011/03/02	2011/11/04	22.50
29159	Deutsche Bank AG - HKEx European Warrants Aug 2011	300,000,000	2011/03/02	2011/08/15	45.00
29160	Deutsche Bank AG - HSBC European Warrants Jul 2011 B	300,000,000	2011/03/02	2011/07/18	90.00
29154	Goldman Sachs SP (Asia) - China Railway Euro Wts Sep 2011	200,000,000	2011/03/02	2011/09/05	82.00
29155	J P Morgan SP BV - HSBC European Warrants Jul 2011 D	100,000,000	2011/03/02	2011/07/18	15.00
29156	J P Morgan SP BV - HSBC European Warrants Sep 2011 C	100,000,000	2011/03/02	2011/09/05	25.00
29151	Macquarie Bank Ltd. - CC Bank European Warrants Aug 2011	250,000,000	2011/03/02	2011/08/08	63.50
29152	Macquarie Bank Ltd. - Fushan Energy European Warrants Jun 11	88,000,000	2011/03/02	2011/06/22	16.19
29153	Macquarie Bank Ltd. - Sinofert European Warrants Sep 2011	88,000,000	2011/03/02	2011/09/05	22.26
29167	Standard Chartered Bank - China Mobile Euro Wts Oct 2011 B	100,000,000	2011/03/02	2011/10/28	25.00
29142	SGA Societe Generale Acceptance N.V. - CK(H) Eu Wt Sep 2011	80,000,000	2011/03/02	2011/09/05	49.60
29143	SGA Societe Generale Acceptance N.V. - CK(H) Eu Wt Jan 2012	500,000,000	2011/03/02	2012/01/18	75.00
29144	SGA Societe Generale Acceptance N.V. - CP&CC Eur Wt Aug 11C	200,000,000	2011/03/02	2011/08/01	58.00
29145	SGA Societe Generale Acceptance N.V. - CP&CC Eur Wt Sep 2011	200,000,000	2011/03/02	2011/09/05	140.00
29146	SGA Societe Generale Acceptance N.V. - HWL Eur Wt Jul 2011 C	200,000,000	2011/03/02	2011/07/06	112.00
29147	SGA Societe Generale Acceptance N.V. - Petch Eu Wt Sep 2011	100,000,000	2011/03/02	2011/09/05	73.00
26047 [#]	Macquarie Bank Ltd. - Jiangxi Copper European Wts May 2011 B	250,000,000	2011/03/02	2011/05/04	13.50
27855 [#]	Merrill Lynch Int'l & Co. C.V. - Hutchison Euro Wts May2011A	70,000,000	2011/03/02	2011/05/03	13.65
29191	BNP Paribas Arbit Issu B.V. - Sh Ind H European Wts Feb 2012	42,000,000	2011/03/03	2012/02/02	11.34
29193	Deutsche Bank AG - China Mobile European Warrants Sep 2011A	200,000,000	2011/03/03	2011/09/26	112.00
29192	Deutsche Bank AG - CC Bank European Warrants Sep 2011	200,000,000	2011/03/03	2011/09/05	120.00
29194	Deutsche Bank AG - HSBC European Warrants Sep 2011 C	200,000,000	2011/03/03	2011/09/05	134.00
10086	Deutsche Bank AG - Oil Futures European Warrants Sep 2011	50,000,000	2011/03/03	2011/09/07	12.50
10090	Deutsche Bank AG - Oil Futures European Put Warrants Sep2011	50,000,000	2011/03/03	2011/09/07	12.50
29176	Goldman Sachs SP (Asia) - Gome European Warrants Sep 2011	200,000,000	2011/03/03	2011/09/05	64.00
29187	Macquarie Bank Ltd. - China Mobile European Wts Jun 2011 C	200,000,000	2011/03/03	2011/06/24	40.60
29190	Macquarie Bank Ltd. - Tencent European Put Warrants Dec 2011	250,000,000	2011/03/03	2011/12/02	62.50
29188	Macquarie Bank Ltd. - Zhaojin Mining European Warrants Aug11	128,000,000	2011/03/03	2011/08/11	30.98
29170	Merrill Lynch Int'l & Co. C.V. - HSBC Euro Wts Aug 2011	120,000,000	2011/03/03	2011/08/03	19.20
29171	Merrill Lynch Int'l & Co. C.V. - HSBC Euro Wts Sep 2011	80,000,000	2011/03/03	2011/09/12	12.56
29172	Merrill Lynch Int'l & Co. C.V. - HSBC Euro Wts Nov 2011	120,000,000	2011/03/03	2011/11/28	23.64
29174	Merrill Lynch Int'l & Co. C.V. - HSBC Euro Put Wt Jul 2011	120,000,000	2011/03/03	2011/07/25	18.12
29169	Merrill Lynch Int'l & Co. C.V. - HSBC Euro Wts Jul 2011 B	80,000,000	2011/03/03	2011/07/20	17.68
29173	Merrill Lynch Int'l & Co. C.V. - HSBC Euro Wts Dec 2011 C	80,000,000	2011/03/03	2011/12/05	12.56
29177	CC Rabobank B.A. - AviChina European Warrants Sep 2011	100,000,000	2011/03/03	2011/09/05	75.00
29178	CC Rabobank B.A. - China Gas Hold European Warrants Sep 2011	100,000,000	2011/03/03	2011/09/05	35.00
29179	CC Rabobank B.A. - China Ship Dev European Warrants Aug 2012	150,000,000	2011/03/03	2012/08/30	37.50
29186	CC Rabobank B.A. - CSR Times European Warrants Sep 2011	100,000,000	2011/03/03	2011/09/05	35.00

Main Board Warrants

Code	Derivative warrants	No. of			Amount raised (HK\$ mil.)
		issue (units)	Listing date	Expiry	
29181	CC Rabobank B.A. - CSR European Warrants Dec 2011 B	180,000,000	2011/03/03	2011/12/29	45.00
29182	CC Rabobank B.A. - Digital China European Warrants Nov 2011	150,000,000	2011/03/03	2011/11/21	37.50
29183	CC Rabobank B.A. - HSBC European Warrants Jul 2011 B	200,000,000	2011/03/03	2011/07/11	40.00
29184	CC Rabobank B.A. - Jiangxi Copper European Warrants Jun 2011	200,000,000	2011/03/03	2011/06/23	30.00
29185	CC Rabobank B.A. - Shanghai Ind European Warrants Sep 2011	100,000,000	2011/03/03	2011/09/05	25.00
29180	CC Rabobank B.A. - Yurun Food European Warrants Sep 2011	100,000,000	2011/03/03	2011/09/05	25.00
29175	SGA Societe Generale Acceptance N.V. - CCCCL Eu Wt Aug 2011	200,000,000	2011/03/03	2011/08/31	48.00
29189	UBS AG - Cheung Kong European Warrants Jun 2011 B	100,000,000	2011/03/03	2011/06/27	15.00
10091	BNP Paribas Arbit Issu B.V. - Oil Futures European Wt Nov11C	200,000,000	2011/03/04	2011/11/16	50.00
10092	BNP Paribas Arbit Issu B.V. - Oil Futures European Wt May12B	200,000,000	2011/03/04	2012/05/17	50.00
29217	Credit Suisse AG - HSCEI European Warrants Jun 2011 B	200,000,000	2011/03/04	2011/06/29	30.00
29218	Credit Suisse AG - HSI European Warrants Jun 2011 D	300,000,000	2011/03/04	2011/06/29	45.00
29202	Goldman Sachs SP (Asia) - Evergrande European Wts Sep 2011	200,000,000	2011/03/04	2011/09/05	64.00
29204	Goldman Sachs SP (Asia) - HSI European Put Wts Sep 2011 C	200,000,000	2011/03/04	2011/09/29	52.00
29203	Goldman Sachs SP (Asia) - Wharf European Warrants Sep 2011	200,000,000	2011/03/04	2011/09/05	63.00
29206	Macquarie Bank Ltd. - CM Bank European Put Warrants Nov 2011	250,000,000	2011/03/04	2011/11/02	62.75
29205	Macquarie Bank Ltd. - Hutchison European Warrants Mar 2012 B	500,000,000	2011/03/04	2012/03/21	75.00
29196	Merrill Lynch Int'l & Co. C.V. -HSI European Warrants Aug 11	200,000,000	2011/03/04	2011/08/30	30.20
29197	Merrill Lynch Int'l & Co. C.V. -HSI European Warrants Dec 11	200,000,000	2011/03/04	2011/12/29	51.00
29208	Merrill Lynch Int'l & Co. C.V. -HSI European Warrants Jun11G	200,000,000	2011/03/04	2011/06/29	32.40
29195	Merrill Lynch Int'l & Co. C.V. -HSI European Warrants Jul11C	200,000,000	2011/03/04	2011/07/28	30.00
29199	Merrill Lynch Int'l & Co. C.V. -HSI European Put Wts Jul 11D	200,000,000	2011/03/04	2011/07/28	30.40
29200	Merrill Lynch Int'l & Co. C.V. -HSI European Put Wts Jul 11E	200,000,000	2011/03/04	2011/07/28	40.20
29201	Merrill Lynch Int'l & Co. C.V. -HSI European Put Wts Jul 11F	200,000,000	2011/03/04	2011/07/28	52.00
29209	CC Rabobank B.A. - Alibaba European Warrants Nov 2011	150,000,000	2011/03/04	2011/11/21	30.00
29210	CC Rabobank B.A. - Ch State Con European Warrants May 2012	200,000,000	2011/03/04	2012/05/30	50.00
29211	CC Rabobank B.A. - Golden Eagle European Warrants Oct 2011	120,000,000	2011/03/04	2011/10/28	30.00
29212	CC Rabobank B.A. - Lee & Man Paper European Warrants Sep 11B	100,000,000	2011/03/04	2011/09/07	60.00
29213	CC Rabobank B.A. - Nine Dragons European Warrants Sep 2011	100,000,000	2011/03/04	2011/09/07	80.00
29207	Standard Chartered Bank - Hutchison European Wts Nov 2011	100,000,000	2011/03/04	2011/11/30	67.00
29198	SGA Societe Generale Acceptance N.V. - HWL Eur Wt Sep 2011	200,000,000	2011/03/04	2011/09/05	116.00
29214	UBS AG - China Mobile European Warrants Sep 2011	200,000,000	2011/03/04	2011/09/05	100.00
29215	UBS AG - HSBC European Warrants Jun 2011 E	200,000,000	2011/03/04	2011/06/24	88.00
29216	UBS AG - HSBC European Warrants Jun 2011 F	300,000,000	2011/03/04	2011/06/07	75.00
29220	UBS AG - HSI European Put Warrants Jun 2011 H	300,000,000	2011/03/04	2011/06/29	45.00
29219	UBS AG - Hutchison European Warrants Jun 2011 D	300,000,000	2011/03/04	2011/06/23	90.00
29233	BNP Paribas Arbit Issu B.V. -SHK Ppt European Warrants Jan12	200,000,000	2011/03/07	2012/01/04	30.00
29223	Credit Suisse AG - Agricultural Bank European Wts Jun 2011 E	300,000,000	2011/03/07	2011/06/20	45.00
29224	Credit Suisse AG - Alibaba European Warrants Sep 2011	200,000,000	2011/03/07	2011/09/19	30.00
29225	Credit Suisse AG - BOCL European Warrants Jun 2011 B	200,000,000	2011/03/07	2011/06/13	30.00
29222	Credit Suisse AG - Jiangxi Copper European Wts Jun 2011 C	200,000,000	2011/03/07	2011/06/13	30.00
29230	KBC Fin Products Int'l Ltd. -AIA European Put Warrants Sep11	80,000,000	2011/03/07	2011/09/09	20.00
29231	KBC Fin Products Int'l Ltd. - BYD European Warrants Sep 11A	80,000,000	2011/03/07	2011/09/09	20.00
29232	KBC Fin Products Int'l Ltd. - BYD European Warrants Sep 11B	80,000,000	2011/03/07	2011/09/16	12.00

Main Board Warrants

Code	Derivative warrants	No. of			Amount raised (HK\$ mil.)
		issue (units)	Listing date	Expiry	
29221	Macquarie Bank Ltd. - Jiangxi Copper European Wts Aug 2011	250,000,000	2011/03/07	2011/08/02	50.25
29229	SGA Societe Generale Acceptance N.V. - JIANC Eu Wts Aug 11B	200,000,000	2011/03/07	2011/08/03	44.00
29226	UBS AG - China Unicom European Warrants Sep 2012	100,000,000	2011/03/07	2012/09/25	15.00
29228	UBS AG - HSI European Warrants Jun 2011 I	300,000,000	2011/03/07	2011/06/29	45.00
29227	UBS AG - Yanzhou Coal European Wts Jul 2011	100,000,000	2011/03/07	2011/07/25	15.00
27959 [#]	KBC Fin Products Int'l Ltd. - Ch Mobile Euro Wt Jul 2011 A	280,000,000	2011/03/07	2011/07/04	44.24
29240	Credit Suisse AG - Sinopec Corp European Warrants Jun 2011	300,000,000	2011/03/08	2011/06/14	75.00
29241	Credit Suisse AG - HKEx European Put Warrants Jun 2011	300,000,000	2011/03/08	2011/06/27	45.00
29242	Credit Suisse AG - HSCEI European Put Warrants Jun 2011 D	200,000,000	2011/03/08	2011/06/29	30.00
29237	Bank of East Asia - AIA European Warrants Dec 2011	65,000,000	2011/03/08	2011/12/23	16.25
29236	Bank of East Asia - HSBC European Warrants Nov 2011	28,000,000	2011/03/08	2011/11/23	10.08
29238	Bank of East Asia - ICBC European Warrants Dec 2012	303,000,000	2011/03/08	2012/12/21	45.45
29239	Bank of East Asia - Ping An European Warrants Dec 2012	211,000,000	2011/03/08	2012/12/21	52.75
29235	HK Bank - Fushan Energy European Warrants Sep 2011	100,000,000	2011/03/08	2011/09/29	33.00
29243	J P Morgan Int'l Der. Ltd. - CC Bank European Wts Jul 2011	200,000,000	2011/03/08	2011/07/28	50.00
29244	J P Morgan Int'l Der. Ltd. - CC Bank European Wts Sep 2011	200,000,000	2011/03/08	2011/09/08	50.00
29245	J P Morgan SP BV - China Life European Warrants Sep 2011	288,000,000	2011/03/08	2011/09/29	72.00
29234	Macquarie Bank Ltd. - HSBC European Warrants Oct 2011 A	200,000,000	2011/03/08	2011/10/04	73.40
29246	UBS AG - HKEx European Warrants Aug 2011 B	300,000,000	2011/03/08	2011/08/09	45.00
26952 [#]	CC Rabobank B.A. - CSR European Warrants Aug 2011	200,000,000	2011/03/08	2011/08/15	13.00
29253	Barclays Bank plc - China Mobile European Wts Oct 2011 A	150,000,000	2011/03/09	2011/10/03	37.50
29252	Barclays Bank plc - CC Bank European Warrants Sep 2011	100,000,000	2011/03/09	2011/09/26	25.00
29254	Barclays Bank plc - China Life European Warrants Aug 2011 B	150,000,000	2011/03/09	2011/08/15	25.50
29255	Barclays Bank plc - China Life European Put Wts Sep 2011	150,000,000	2011/03/09	2011/09/12	26.40
29251	Barclays Bank plc - HSBC European Warrants Sep 2011 B	150,000,000	2011/03/09	2011/09/12	37.50
29294	Credit Suisse AG - CC Bank European Warrants Jun 2011 F	300,000,000	2011/03/09	2011/06/30	45.00
29285	Credit Suisse AG - Cheung Kong European Warrants Jun 2011 C	300,000,000	2011/03/09	2011/06/27	60.00
29295	Credit Suisse AG - China Mobile European Warrants Jun 2011 E	300,000,000	2011/03/09	2011/06/27	45.00
29286	Credit Suisse AG - HSBC European Wts Jun 2011 D	300,000,000	2011/03/09	2011/06/10	99.00
29287	Credit Suisse AG - HSBC European Wts Jun 2011 E	300,000,000	2011/03/09	2011/06/27	90.00
29296	Credit Suisse AG - HSI European Put Warrants Jun 2011 F	300,000,000	2011/03/09	2011/06/29	45.00
29297	Credit Suisse AG - HSI European Put Warrants Jun 2011 G	300,000,000	2011/03/09	2011/06/29	45.00
29288	Credit Suisse AG - Hutchison European Warrants Jun 2011 D	300,000,000	2011/03/09	2011/06/27	300.00
29289	Credit Suisse AG - Hutchison European Warrants Jun 2011 E	300,000,000	2011/03/09	2011/06/20	261.00
29290	Credit Suisse AG - Hutchison European Warrants Jun 2011 F	300,000,000	2011/03/09	2011/06/27	180.00
29291	Credit Suisse AG - Hutchison European Warrants Jun 2011 G	300,000,000	2011/03/09	2011/06/13	45.00
29298	Credit Suisse AG - Hutchison European Warrants Jun 2011 H	300,000,000	2011/03/09	2011/06/30	129.00
29292	Credit Suisse AG - Tencent Holdings European Wts Jul 2011	300,000,000	2011/03/09	2011/07/11	45.00
29293	Credit Suisse AG - Tencent Holdings European Wts Sep 2011 A	300,000,000	2011/03/09	2011/09/09	75.00
29256	HK Bank - China Mobile European Warrants Jun 2011 C	200,000,000	2011/03/09	2011/06/24	40.00
29273	Macquarie Bank Ltd. - Bank of EA European Warrants Nov 2011	150,000,000	2011/03/09	2011/11/02	37.50
29274	Macquarie Bank Ltd. - BOCHK European Warrants Dec 2011	200,000,000	2011/03/09	2011/12/05	30.00
29275	Macquarie Bank Ltd. - China Mobile European Wts Sep 2011 A	200,000,000	2011/03/09	2011/09/22	50.00
29276	Macquarie Bank Ltd. - China Unicom European Wts Mar 2012	200,000,000	2011/03/09	2012/03/16	41.20

Main Board Warrants

Code	Derivative warrants	No. of			Amount raised (HK\$ mil.)
		issue (units)	Listing date	Expiry	
29277	Macquarie Bank Ltd. - Ch Southern Air European Wts Oct 2011	100,000,000	2011/03/09	2011/10/28	41.80
29278	Macquarie Bank Ltd. - Hutchison European Warrants Aug 2011	250,000,000	2011/03/09	2011/08/23	179.25
29279	Macquarie Bank Ltd. - Li Ning European Warrants Oct 2011	200,000,000	2011/03/09	2011/10/31	50.00
29280	Macquarie Bank Ltd. - Sino Land European Warrants Dec 2011	200,000,000	2011/03/09	2011/12/30	50.20
29281	Macquarie Bank Ltd. - Yanzhou Coal European Wts Oct 2011	200,000,000	2011/03/09	2011/10/26	44.00
29282	Macquarie Bank Ltd. - ZTE European Warrants Sep 2011	200,000,000	2011/03/09	2011/09/30	50.00
29247	Merrill Lynch Int'l & Co. C.V. - China Life Eu Wt Aug 2011	80,000,000	2011/03/09	2011/08/15	22.00
29248	Merrill Lynch Int'l & Co. C.V. - China Life Eu Wt Oct 2011 B	80,000,000	2011/03/09	2011/10/26	14.72
29249	Merrill Lynch Int'l & Co. C.V. - China Life Eu Wt Nov 2011	80,000,000	2011/03/09	2011/11/24	12.08
29250	Merrill Lynch Int'l & Co. C.V. - Ch Life Eur Put Wt Sep 2011	80,000,000	2011/03/09	2011/09/12	12.64
29268	CC Rabobank B.A. - Minsheng Bank European Wts Jul 2011	120,000,000	2011/03/09	2011/07/11	19.20
29269	CC Rabobank B.A. - Cathay Pacific European Warrants Aug 2011	100,000,000	2011/03/09	2011/08/17	15.00
29270	CC Rabobank B.A. - Dongfeng Motor European Warrants Jun 11B	150,000,000	2011/03/09	2011/06/22	22.50
29271	CC Rabobank B.A. - Esprit European Warrants Jul 2011	100,000,000	2011/03/09	2011/07/20	20.00
29272	CC Rabobank B.A. - Tencent Holdings European Put Wts Sep 11	200,000,000	2011/03/09	2011/09/19	54.00
29257	SGA Societe Generale Acceptance N.V. - BOCHK Eur Wt Jun 2011	200,000,000	2011/03/09	2011/06/20	32.00
29260	SGA Societe Generale Acceptance N.V.-ChiUnicom Eu Wts Mar 12	200,000,000	2011/03/09	2012/03/19	36.00
29258	SGA Societe Generale Acceptance N.V. - CCB Eur Wt Sep 2011 A	200,000,000	2011/03/09	2011/09/12	62.00
29259	SGA Societe Generale Acceptance N.V. - CLife Eu Wt Aug 2011C	300,000,000	2011/03/09	2011/08/31	45.00
29262	SGA Societe Generale Acceptance N.V. - HSBC Eu Wt Jul 2011 D	300,000,000	2011/03/09	2011/07/25	96.00
29263	SGA Societe Generale Acceptance N.V. - HSBC Eu Wt Aug 2011 B	300,000,000	2011/03/09	2011/08/08	66.00
29261	SGA Societe Generale Acceptance N.V. - HSI Eur Wt Aug 2011 C	300,000,000	2011/03/09	2011/08/30	45.00
29264	SGA Societe Generale Acceptance N.V. - HSI Eu Put Wt Jul 11	300,000,000	2011/03/09	2011/07/28	60.00
29267	SGA Societe Generale Acceptance N.V. - HSI Eu Put Wt Sep 11C	300,000,000	2011/03/09	2011/09/29	45.00
29265	SGA Societe Generale Acceptance N.V. - HSI Eu Put Wt Aug 11A	300,000,000	2011/03/09	2011/08/30	54.00
29266	SGA Societe Generale Acceptance N.V. - HSI Eu Put Wt Aug 11B	300,000,000	2011/03/09	2011/08/30	72.00
29283	UBS AG - HSBC European Warrants Jun 2011 G	300,000,000	2011/03/09	2011/06/09	96.00
29284	UBS AG - HSBC European Warrants Jul 2011 B	300,000,000	2011/03/09	2011/07/04	135.00
28704#	KBC Fin Products Int'l Ltd. - China Life Euro Wts Jul 2011 B	240,000,000	2011/03/09	2011/07/04	26.16
29305	Barclays Bank plc - Agricultural Bank European Wts Sep 2011	100,000,000	2011/03/10	2011/09/30	25.30
29306	Barclays Bank plc - BOCL European Warrants Sep 2011	100,000,000	2011/03/10	2011/09/30	25.20
29304	Barclays Bank plc - BYD European Warrants Oct 2011	100,000,000	2011/03/10	2011/10/03	27.20
29303	Barclays Bank plc - China Shenhua European Warrants Oct 2011	100,000,000	2011/03/10	2011/10/31	25.10
29302	Barclays Bank plc - Jiangxi Copper European Warrants Oct 11	100,000,000	2011/03/10	2011/10/31	25.40
29311	Deutsche Bank AG - CC Bank European Warrants Aug 2011 B	200,000,000	2011/03/10	2011/08/01	60.00
29312	Deutsche Bank AG - HSBC European Warrants Jul 2011 C	200,000,000	2011/03/10	2011/07/04	120.00
29307	Standard Chartered Bank - HSBC European Warrants Aug 2011	100,000,000	2011/03/10	2011/08/08	28.00
29308	Standard Chartered Bank - HSBC European Warrants May 2012	100,000,000	2011/03/10	2012/05/31	15.70
29299	SGA Societe Generale Acceptance N.V. - Ch Mob Eu Wt Sep 11B	200,000,000	2011/03/10	2011/09/28	30.00
29300	SGA Societe Generale Acceptance N.V. - Ch Mob Eu Wt Dec 11B	200,000,000	2011/03/10	2011/12/28	30.00
29301	SGA Societe Generale Acceptance N.V. - Li & Fung Eu Wt Sep11	100,000,000	2011/03/10	2011/09/12	38.00
29309	UBS AG - BYD European Warrants Aug 2011 B	100,000,000	2011/03/10	2011/08/01	15.00
29310	UBS AG - HSBC European Warrants Aug 2011	300,000,000	2011/03/10	2011/08/29	111.00
25557#	UBS AG - HKEx European Warrants Jul 2011 B	300,000,000	2011/03/10	2011/07/25	31.50

Main Board Warrants

Code	Derivative warrants	No. of			Amount raised (HK\$ mil.)
		issue (units)	Listing date	Expiry	
29327	BNP Paribas Arbit Issu B.V. - BOCL European Wts Mar 2012	200,000,000	2011/03/11	2012/03/05	50.00
29333	Credit Suisse AG - Tencent Holdings European Wts Sep 2011 B	300,000,000	2011/03/11	2011/09/12	75.00
29334	Credit Suisse AG - Tencent Holdings European Wts Sep 2011 C	300,000,000	2011/03/11	2011/09/12	75.00
29332	Credit Suisse AG - Tencent Holdings European Put Wts Jul 11B	300,000,000	2011/03/11	2011/07/25	45.00
29347	Deutsche Bank AG - BOCL European Warrants Aug 2011 B	100,000,000	2011/03/11	2011/08/29	24.70
10093	Deutsche Bank AG - EUR/USD European Put Warrants Sep 2011	50,000,000	2011/03/11	2011/09/12	14.00
29348	Deutsche Bank AG - PetroChina European Warrants Oct 2012	200,000,000	2011/03/11	2012/10/22	31.80
29329	HK Bank - Country Garden European Warrants Dec 2011	80,000,000	2011/03/11	2011/12/06	20.00
29328	HK Bank - CNBM European Warrants Oct 2011	100,000,000	2011/03/11	2011/10/31	25.00
29330	HK Bank - HWL European Warrants Jun 2011	200,000,000	2011/03/11	2011/06/23	78.00
29342	KBC Fin Products Int'l Ltd. - China Life Euro Wts Aug 2011 B	258,000,000	2011/03/11	2011/08/29	38.70
29343	KBC Fin Products Int'l Ltd. - HSBC European Wts Aug 2011 B	238,000,000	2011/03/11	2011/08/01	38.08
29344	KBC Fin Products Int'l Ltd. - ICBC European Wts Aug 2011	188,000,000	2011/03/11	2011/08/01	28.20
29345	KBC Fin Products Int'l Ltd. - Ping An European Wts Sep 2011	80,000,000	2011/03/11	2011/09/21	26.40
29346	KBC Fin Products Int'l Ltd. - Tencent Holdings Eu Wt Oct 11A	168,000,000	2011/03/11	2011/10/03	42.00
29331	Macquarie Bank Ltd. - LOccitane European Warrants Dec 2011	200,000,000	2011/03/11	2011/12/19	50.00
29340	Macquarie Bank Ltd. - Tencent European Warrants Dec 2011	300,000,000	2011/03/11	2011/12/02	75.00
29341	Macquarie Bank Ltd. - Tencent European Put Warrants Oct 2011	300,000,000	2011/03/11	2011/10/04	95.10
29318	Merrill Lynch Int'l & Co. C.V. - Sinopec Euro Wts Aug 2011 C	80,000,000	2011/03/11	2011/08/05	22.40
29319	Merrill Lynch Int'l & Co. C.V. - Sinopec Euro Wts Sep 2011	80,000,000	2011/03/11	2011/09/12	40.80
29313	Merrill Lynch Int'l & Co. C.V. - ICBC European Wts Aug 2011	80,000,000	2011/03/11	2011/08/22	15.76
29314	Merrill Lynch Int'l & Co. C.V. - ICBC European Wts Oct 2011	80,000,000	2011/03/11	2011/10/03	29.20
29315	Merrill Lynch Int'l & Co. C.V. - ICBC European Wts Jan 2012	80,000,000	2011/03/11	2012/01/30	20.40
29316	Merrill Lynch Int'l & Co. C.V. - ICBC European Wts Apr 2012	80,000,000	2011/03/11	2012/04/23	20.40
29317	Merrill Lynch Int'l & Co. C.V. - ICBC European Put Wts Aug11	80,000,000	2011/03/11	2011/08/29	19.12
29320	CC Rabobank B.A. - CNBM European Warrants Jul 2011	150,000,000	2011/03/11	2011/07/06	22.50
29321	CC Rabobank B.A. - Ch Southern Air European Warrants Sep 11	100,000,000	2011/03/11	2011/09/12	40.00
29322	CC Rabobank B.A. - Hang Seng Bank European Warrants Jun 2011	100,000,000	2011/03/11	2011/06/30	15.00
29324	CC Rabobank B.A. - SHK Ppt European Warrants Dec 2011	300,000,000	2011/03/11	2011/12/19	45.00
29323	CC Rabobank B.A. - Sino Land European Warrants Oct 2011	100,000,000	2011/03/11	2011/10/26	15.00
29335	RB of Scotland N.V. - China Life European Wts Aug 2011 C	200,000,000	2011/03/11	2011/08/02	30.40
29336	RB of Scotland N.V. - HWL European Warrants Aug 2011	80,000,000	2011/03/11	2011/08/23	42.32
29337	RB of Scotland N.V. - Tencent Holdings European Wts Oct 2011	80,000,000	2011/03/11	2011/10/03	20.00
29325	SGA Societe Generale Acceptance N.V. - CCB Eur Wt Aug 2011 B	200,000,000	2011/03/11	2011/08/31	34.00
29338	SGA Societe Generale Acceptance N.V. - HSBC Eu Wt Jul 2011 E	300,000,000	2011/03/11	2011/07/18	90.00
29326	SGA Societe Generale Acceptance N.V. - HSBC Eu Wt Sep 2011 D	300,000,000	2011/03/11	2011/09/12	93.00
29339	SGA Societe Generale Acceptance N.V. - ICBC Eu Wt Sep 2011	200,000,000	2011/03/11	2011/09/12	50.00
29353	HK Bank - BBMG European Warrants Jan 2012	100,000,000	2011/03/14	2012/01/10	25.00
29354	HK Bank - Li Ning European Warrants Nov 2011	100,000,000	2011/03/14	2011/11/29	25.00
29355	HK Bank - Sinofert European Warrants Nov 2011	80,000,000	2011/03/14	2011/11/18	20.00
29356	HK Bank - Yurun Food European Warrants Dec 2011	100,000,000	2011/03/14	2011/12/28	25.00
29363	J P Morgan SP BV - China Life European Warrants Aug 2011 D	300,000,000	2011/03/14	2011/08/29	45.00
29364	KBC Fin Products Int'l Ltd. - BEA European Warrants Sep 2011	68,000,000	2011/03/14	2011/09/14	17.00
29369	KBC Fin Products Int'l Ltd. - China Unicom Euro Wts Nov 2011	80,000,000	2011/03/14	2011/11/28	12.00

Main Board Warrants

Code	Derivative warrants	No. of			Amount raised (HK\$ mil.)
		issue (units)	Listing date	Expiry	
29377	KBC Fin Products Int'l Ltd. - China Unicom Eur Put Wts Dec11	80,000,000	2011/03/14	2011/12/15	20.00
29365	KBC Fin Products Int'l Ltd. - CITIC Bank Euro Wts Nov 2011	80,000,000	2011/03/14	2011/11/08	20.00
29375	KBC Fin Products Int'l Ltd. - CITIC Bank Eur Put Wt Nov 2011	80,000,000	2011/03/14	2011/11/01	41.60
29366	KBC Fin Products Int'l Ltd. - CMB European Warrants Sep 2011	80,000,000	2011/03/14	2011/09/12	12.00
29367	KBC Fin Products Int'l Ltd. - CPIC European Wts Sep 2011	88,000,000	2011/03/14	2011/09/22	19.36
29376	KBC Fin Products Int'l Ltd.-CPIC European Put Warrants Sep11	80,000,000	2011/03/14	2011/09/14	20.00
29368	KBC Fin Products Int'l Ltd. - China Shenhua Eu Wt Sep 2011	80,000,000	2011/03/14	2011/09/05	22.40
29370	KBC Fin Products Int'l Ltd. - Hang Lung Ppt Euro Wts Sep2011	58,000,000	2011/03/14	2011/09/14	16.82
29371	KBC Fin Products Int'l Ltd. - Jiangxi Copper Eu Wts Sep2011A	108,000,000	2011/03/14	2011/09/14	35.64
29372	KBC Fin Products Int'l Ltd. - Jiangxi Copper Eu Wts Sep2011B	108,000,000	2011/03/14	2011/09/14	27.00
29373	KBC Fin Products Int'l Ltd. - MTRC European Wts Sep 2011	68,000,000	2011/03/14	2011/09/14	17.00
29374	KBC Fin Products Int'l Ltd. - Wharf European Warrants Sep11	68,000,000	2011/03/14	2011/09/14	17.00
29362	Macquarie Bank Ltd. - A50 China European Warrants Sep 2011 B	200,000,000	2011/03/14	2011/09/14	30.00
29357	Macquarie Bank Ltd. - Tencent European Warrants Nov 2011 C	300,000,000	2011/03/14	2011/11/02	76.80
29350	CC Rabobank B.A. - China Life European Warrants Oct 2011	200,000,000	2011/03/14	2011/10/28	50.00
29349	CC Rabobank B.A. - CPIC European Warrants Oct 2011	100,000,000	2011/03/14	2011/10/28	25.00
29351	CC Rabobank B.A. - HKEx European Warrants Dec 2011A	200,000,000	2011/03/14	2011/12/16	30.00
29352	CC Rabobank B.A. - Tencent Holdings European Wts Nov 2011	200,000,000	2011/03/14	2011/11/21	50.00
29378	Standard Chartered Bank - Tencent Hldg European Wts Sep 2011	100,000,000	2011/03/14	2011/09/30	25.00
29358	UBS AG - CC Bank European Warrants Jul 2011 B	200,000,000	2011/03/14	2011/07/22	60.00
29379	UBS AG - CC Bank European Warrants Jul 2011 C	200,000,000	2011/03/14	2011/07/11	30.00
29359	UBS AG - Tencent Holdings European Warrants Sep 2011 B	200,000,000	2011/03/14	2011/09/14	50.00
29360	UBS AG - Tencent Holdings European Warrants Sep 2011 C	200,000,000	2011/03/14	2011/09/26	50.00
29361	UBS AG - Tencent Holdings European Put Warrants Jul 2011	100,000,000	2011/03/14	2011/07/18	15.00
10094	BNP Paribas Arbit Issu B.V. - Oil Futures Euro Put Wt Nov 11	200,000,000	2011/03/15	2011/11/16	50.00
10095	BNP Paribas Arbit Issu B.V. - Oil Futures Euro Put Wt May 12	200,000,000	2011/03/15	2012/05/17	50.00
29401	Credit Suisse AG - China Shenhua European Warrants Jun 2011B	200,000,000	2011/03/15	2011/06/20	30.00
29398	HK Bank - Ch Comm Cons European Warrants Dec 2013	80,000,000	2011/03/15	2013/12/31	20.00
29399	HK Bank - Dongfeng Motor European Warrants Dec 2011	100,000,000	2011/03/15	2011/12/22	25.00
29400	HK Bank - Geely Auto European Warrants Oct 2011	80,000,000	2011/03/15	2011/10/17	20.00
29404	KBC Fin Products Int'l Ltd. - AIA European Warrants Dec 2011	208,000,000	2011/03/15	2011/12/01	31.20
29402	KBC Fin Products Int'l Ltd. - AIA European Warrants Jun 11B	188,000,000	2011/03/15	2011/06/15	28.20
29403	KBC Fin Products Int'l Ltd. - AIA European Warrants Jul 11B	208,000,000	2011/03/15	2011/07/21	31.20
29407	KBC Fin Products Int'l Ltd. - BOCL European Wts Aug 2011 C	108,000,000	2011/03/15	2011/08/01	16.20
29411	KBC Fin Products Int'l Ltd. - CC Bank Euro Put Wts Sep 2011D	108,000,000	2011/03/15	2011/09/15	27.00
29405	KBC Fin Products Int'l Ltd. - CC Bank Euro Wts Sep 2011 A	108,000,000	2011/03/15	2011/09/05	23.76
29406	KBC Fin Products Int'l Ltd. - CC Bank Euro Wts Sep 2011 B	108,000,000	2011/03/15	2011/09/01	16.20
29408	KBC Fin Products Int'l Ltd. - China Life Euro Wts Sep 2011 B	198,000,000	2011/03/15	2011/09/15	49.50
29410	KBC Fin Products Int'l Ltd. - ICBC Euro Put Wts Sep 2011	108,000,000	2011/03/15	2011/09/15	44.28
29409	KBC Fin Products Int'l Ltd. - Ping An European Wts Jul 2011B	80,000,000	2011/03/15	2011/07/15	12.80
29396	Macquarie Bank Ltd. - HSI European Warrants Jul 2011	200,000,000	2011/03/15	2011/07/28	30.00
29397	Macquarie Bank Ltd. - HSI European Put Warrants Aug 2011	200,000,000	2011/03/15	2011/08/30	31.00
29395	Macquarie Bank Ltd. - Jiangxi Copper European Wts Oct 2011	300,000,000	2011/03/15	2011/10/04	75.60
29380	Merrill Lynch Int'l & Co. C.V. - CK(H) European Wts Jan 2012	80,000,000	2011/03/15	2012/01/16	12.08

Main Board Warrants

Code	Derivative warrants	No. of			Amount raised (HK\$ mil.)
		issue (units)	Listing date	Expiry	
29388	Merrill Lynch Int'l & Co. C.V. - CNOOC Euro Put Wts Jun 11l	80,000,000	2011/03/15	2011/06/28	12.00
29389	Merrill Lynch Int'l & Co. C.V. - A50 China Eur Wt Dec 2011	80,000,000	2011/03/15	2011/12/19	12.16
29381	Merrill Lynch Int'l & Co. C.V. - HS Bank Euro Wts Nov 2011	80,000,000	2011/03/15	2011/11/21	31.60
29382	Merrill Lynch Int'l & Co. C.V. - HS Bank Euro Wts Dec 2012	80,000,000	2011/03/15	2012/12/27	12.16
29383	Merrill Lynch Int'l & Co. C.V. - HSBC Euro Wts Jun 2011 B	80,000,000	2011/03/15	2011/06/23	17.04
29384	Merrill Lynch Int'l & Co. C.V. - HSBC Euro Wts Jul 2011 C	80,000,000	2011/03/15	2011/07/21	14.40
29385	Merrill Lynch Int'l & Co. C.V. - Hutchison Euro Wts Aug 11B	80,000,000	2011/03/15	2011/08/23	42.40
29386	Merrill Lynch Int'l & Co. C.V. - PetroChina Eu Wt Jun 2011 B	80,000,000	2011/03/15	2011/06/27	32.00
29387	Merrill Lynch Int'l & Co. C.V. - PetroChina Eu Wt Oct 2012	80,000,000	2011/03/15	2012/10/24	12.08
29390	CC Rabobank B.A. - Anhui Conch European Warrants Sep 2011	150,000,000	2011/03/15	2011/09/15	55.50
29391	CC Rabobank B.A. - China Shenhua European Warrants Sep 2011	150,000,000	2011/03/15	2011/09/15	37.50
29392	CC Rabobank B.A. - GCL-Poly Energy European Wts Sep 2011	100,000,000	2011/03/15	2011/09/15	38.00
29393	CC Rabobank B.A. - HSBC European Warrants Aug 2011	200,000,000	2011/03/15	2011/08/08	30.00
29394	CC Rabobank B.A. - Lonking European Warrants Sep 2011	80,000,000	2011/03/15	2011/09/29	41.60
29414	UBS AG - AIA European Warrants Jul 2011 B	200,000,000	2011/03/15	2011/07/25	30.00
29412	UBS AG - HSI European Warrants Jun 2011 J	300,000,000	2011/03/15	2011/06/29	45.00
29413	UBS AG - HSI European Warrants Aug 2011 B	300,000,000	2011/03/15	2011/08/30	45.00
29416	UBS AG - HSI European Put Warrants Jun 2011 K	300,000,000	2011/03/15	2011/06/29	45.00
29415	UBS AG - HSI European Put Warrants Jul 2011 D	300,000,000	2011/03/15	2011/07/28	60.00
29434	BOCI Asia Ltd. - BYD European Warrants Aug 2011	100,000,000	2011/03/16	2011/08/08	20.00
29435	BOCI Asia Ltd. - CPIC European Warrants Aug 2011	100,000,000	2011/03/16	2011/08/01	15.00
29433	BOCI Asia Ltd. - GCL-Poly Energy European Warrants Sep 2011B	100,000,000	2011/03/16	2011/09/19	35.00
29457	BNP Paribas Arbit Issu B.V. - Sh Petrochem Euro Wts Oct 2011	30,000,000	2011/03/16	2011/10/04	10.50
29458	BNP Paribas Arbit Issu B.V. - Tencent Holdings Eu Wts Jul11C	100,000,000	2011/03/16	2011/07/05	22.00
29436	Credit Suisse AG - AIA European Warrants Jul 2011 B	300,000,000	2011/03/16	2011/07/25	45.00
29437	Goldman Sachs SP (Asia) - CM Bank European Wts Sep 2011	100,000,000	2011/03/16	2011/09/26	25.00
29438	Goldman Sachs SP (Asia) - Ch Ship Cont European Wts Sep11	50,000,000	2011/03/16	2011/09/19	17.70
29439	Goldman Sachs SP (Asia) - CSR European Warrants Feb 2012	100,000,000	2011/03/16	2012/02/27	16.50
29440	Goldman Sachs SP (Asia) - Hang Lung Ppt European Wts Sep11	100,000,000	2011/03/16	2011/09/26	25.00
29441	Goldman Sachs SP (Asia) - Sh Electric European Wts Sep11	30,000,000	2011/03/16	2011/09/26	16.32
29442	Goldman Sachs SP (Asia) - Zijin Mining European Wts Sep11	50,000,000	2011/03/16	2011/09/19	25.25
29443	KBC Fin Products Int'l Ltd. - Anhui Conch Euro Wts Sep 2011	80,000,000	2011/03/16	2011/09/16	20.00
29451	KBC Fin Products Int'l Ltd. - Anhui Conch Euro Put Wt Sep 11	80,000,000	2011/03/16	2011/09/16	23.20
29444	KBC Fin Products Int'l Ltd. - Beijing Ent European Wts Sep11	80,000,000	2011/03/16	2011/09/16	20.00
29452	KBC Fin Products Int'l Ltd. - Beijing Ent Euro Put Wts Sep11	80,000,000	2011/03/16	2011/09/16	29.60
29445	KBC Fin Products Int'l Ltd. - Ch Mer Hold European Wts Sep11	80,000,000	2011/03/16	2011/09/16	20.00
29453	KBC Fin Products Int'l Ltd. - Ch Mer Hold Euro Put Wts Sep11	80,000,000	2011/03/16	2011/09/16	20.00
29447	KBC Fin Products Int'l Ltd. - CITIC P European Wts Oct 2011	80,000,000	2011/03/16	2011/10/03	20.00
29448	KBC Fin Products Int'l Ltd. - CITIC P European Wts Dec 2011	80,000,000	2011/03/16	2011/12/20	12.00
29454	KBC Fin Products Int'l Ltd. - CITIC Pac Euro Put Wts Nov11	80,000,000	2011/03/16	2011/11/01	20.00
29446	KBC Fin Products Int'l Ltd. - CNBM European Warrants Sep 11	80,000,000	2011/03/16	2011/09/16	20.00
29449	KBC Fin Products Int'l Ltd. - Tsingtao Brew Euro Wts Oct11	80,000,000	2011/03/16	2011/10/10	20.00
29455	KBC Fin Products Int'l Ltd. - Tsingtao Brew Eu Put Wts Oct11	80,000,000	2011/03/16	2011/10/10	20.00
29450	KBC Fin Products Int'l Ltd. - ZTE European Warrants Nov 2011	80,000,000	2011/03/16	2011/11/15	20.00

Main Board Warrants

Code	Derivative warrants	No. of			Amount raised (HK\$ mil.)
		issue (units)	Listing date	Expiry	
29456	KBC Fin Products Int'l Ltd. - ZTE European Put Wts Nov11	80,000,000	2011/03/16	2011/11/15	23.20
29417	Macquarie Bank Ltd. - Angang Steel European Wts Jun 2012	200,000,000	2011/03/16	2012/06/27	34.20
29418	Macquarie Bank Ltd. - Ch Ship Cont European Warrants Oct 11	100,000,000	2011/03/16	2011/10/04	31.20
29423	Merrill Lynch Int'l & Co. C.V. - AIA European Warrants Dec11	80,000,000	2011/03/16	2011/12/12	20.00
29424	Merrill Lynch Int'l & Co. C.V. - Ch Shenhua Eur Wts Aug 2011	80,000,000	2011/03/16	2011/08/01	12.88
29425	Merrill Lynch Int'l & Co. C.V. - Tencent Euro Wts Oct 2011 B	80,000,000	2011/03/16	2011/10/26	22.40
29426	Merrill Lynch Int'l & Co. C.V. - Tencent Euro Wts Nov 2011	80,000,000	2011/03/16	2011/11/21	17.52
29427	Merrill Lynch Int'l & Co. C.V. - Tencent Euro Put Wts Sep 11	80,000,000	2011/03/16	2011/09/12	12.16
29428	CC Rabobank B.A. - AIA European Warrants Dec 2011	200,000,000	2011/03/16	2011/12/29	50.00
29429	CC Rabobank B.A. - CNOOC European Warrants Dec 2011	200,000,000	2011/03/16	2011/12/19	30.00
29432	CC Rabobank B.A. - HKEx European Put Warrants Aug 2011	200,000,000	2011/03/16	2011/08/29	36.00
29430	CC Rabobank B.A. - Li & Fung European Warrants Oct 2011A	100,000,000	2011/03/16	2011/10/28	25.00
29431	CC Rabobank B.A. - Tencent Holdings European Wts Oct 2011	200,000,000	2011/03/16	2011/10/17	50.00
29421	RB of Scotland N.V. - HKEx European Warrants Nov 2011 A	200,000,000	2011/03/16	2011/11/30	30.00
29419	RB of Scotland N.V. - HKEx European Warrants Sep 2011 A	200,000,000	2011/03/16	2011/09/26	34.20
29420	RB of Scotland N.V. - HKEx European Warrants Sep 2011 B	200,000,000	2011/03/16	2011/09/27	30.00
29464	RB of Scotland N.V. - HSI European Warrants Jul 2011	250,000,000	2011/03/16	2011/07/28	42.25
29465	RB of Scotland N.V. - HSI European Put Warrants Jul 2011	250,000,000	2011/03/16	2011/07/28	50.75
29466	RB of Scotland N.V. - HSI European Warrants Sep 2011 A	250,000,000	2011/03/16	2011/09/29	62.75
29467	RB of Scotland N.V. - HSI European Warrants Sep 2011 B	250,000,000	2011/03/16	2011/09/29	41.00
29468	RB of Scotland N.V. - HSI European Put Warrants Sep 2011 C	250,000,000	2011/03/16	2011/09/29	43.25
29469	RB of Scotland N.V. - HSI European Put Warrants Sep 2011 D	250,000,000	2011/03/16	2011/09/29	62.75
29470	RB of Scotland N.V. - HSI European Put Warrants Sep 2011 E	250,000,000	2011/03/16	2011/09/29	62.75
29422	RB of Scotland N.V. - Tencent European Put Warrants Nov 2011	250,000,000	2011/03/16	2011/11/07	38.00
29459	UBS AG - Agricultural Bank European Warrants Jul 2011 C	100,000,000	2011/03/16	2011/07/29	15.00
29460	UBS AG - BOCL European Warrants Sep 2011	100,000,000	2011/03/16	2011/09/19	25.00
29461	UBS AG - China Life European Warrants Aug 2011 C	300,000,000	2011/03/16	2011/08/29	45.00
29462	UBS AG - China Life European Warrants Sep 2011	300,000,000	2011/03/16	2011/09/27	45.00
29463	UBS AG - ICBC European Warrants Aug 2011 A	200,000,000	2011/03/16	2011/08/01	30.00
15549#	UBS AG - HSBC European Warrants Sep 2011 B	500,000,000	2011/03/16	2011/09/26	18.50
29478	BOCI Asia Ltd. - CNBM European Warrants Oct 2011	100,000,000	2011/03/17	2011/10/31	29.00
29484	BNP Paribas Arbit Issu B.V. - Air China Euro Wts Nov 2012	100,000,000	2011/03/17	2012/11/02	26.00
29485	BNP Paribas Arbit Issu B.V. - CE Air European Wts Nov 2011	20,000,000	2011/03/17	2011/11/02	14.60
29486	BNP Paribas Arbit Issu B.V. - CR Cement Euro Wts Feb 2013	100,000,000	2011/03/17	2013/02/04	25.00
29506	BNP Paribas Arbit Issu B.V. - CSI European Warrants Dec 2011	25,000,000	2011/03/17	2011/12/02	10.00
29504	BNP Paribas Arbit Issu B.V. - Foxconn European Wts Apr 2012	100,000,000	2011/03/17	2012/04/27	16.00
29505	BNP Paribas Arbit Issu B.V. - PICC European Wts Mar 2013	100,000,000	2011/03/17	2013/03/04	27.00
29496	Credit Suisse AG - Ch Comm Cons European Warrants Jun 2011	200,000,000	2011/03/17	2011/06/17	30.00
29497	Deutsche Bank AG - CC Bank European Warrants Jul 2011 C	200,000,000	2011/03/17	2011/07/25	36.00
29487	Deutsche Bank AG - Tencent Holdings European Wts Sep 2011	200,000,000	2011/03/17	2011/09/19	50.00
29491	Deutsche Bank AG - Tencent European Put Warrants Sep 2011	150,000,000	2011/03/17	2011/09/19	48.00
10096	Deutsche Bank AG - USD/YEN European Warrants Sep 2011	50,000,000	2011/03/17	2011/09/20	12.50
29480	Goldman Sachs SP (Asia) - Agri Bk European Wts Jul 2011 B	200,000,000	2011/03/17	2011/07/22	30.80
29481	Goldman Sachs SP (Asia) - China Life Euro Put Wts Jul 2011	100,000,000	2011/03/17	2011/07/04	15.80

Main Board Warrants

Code	Derivative warrants	No. of			Amount raised (HK\$ mil.)
		issue (units)	Listing date	Expiry	
29482	Goldman Sachs SP (Asia) - HSBC European Put Wts Jul 2011	200,000,000	2011/03/17	2011/07/22	55.00
29479	Goldman Sachs SP (Asia) -Tencent European Wt Oct 2011 C	200,000,000	2011/03/17	2011/10/24	50.00
29483	Goldman Sachs SP (Asia) - Tencent European Put Wt Jul 2011	200,000,000	2011/03/17	2011/07/25	33.40
29502	J P Morgan SP BV - BOCL European Warrants Aug 2011 B	150,000,000	2011/03/17	2011/08/01	22.50
29503	J P Morgan SP BV - Cheung Kong European Warrants Oct 2012	200,000,000	2011/03/17	2012/10/02	30.00
29489	KBC Fin Products Int'l Ltd. - CR Cement Euro Wts Sep 2011	68,000,000	2011/03/17	2011/09/19	17.00
29488	KBC Fin Products Int'l Ltd. - Lenovo European Wts Dec 2011	80,000,000	2011/03/17	2011/12/08	20.00
29493	KBC Fin Products Int'l Ltd. - Lenovo Euro Put Wts Dec 2011	78,000,000	2011/03/17	2011/12/08	19.50
29490	KBC Fin Products Int'l Ltd. - Poly European Wts Sep 2011	80,000,000	2011/03/17	2011/09/19	20.00
29492	KBC Fin Products Int'l Ltd. - Poly European Put Wts Dec 2011	80,000,000	2011/03/17	2011/12/08	20.00
29494	CC Rabobank B.A. - CC Bank European Warrants Jul 2011 B	200,000,000	2011/03/17	2011/07/20	50.40
29495	RB of Scotland N.V. - ICBC European Warrants Aug 2011	200,000,000	2011/03/17	2011/08/22	50.20
29471	SGA Societe Generale Acceptance N.V-Anhui Conch Eu Wt Sep 11	80,000,000	2011/03/17	2011/09/19	37.60
29472	SGA Societe Generale Acceptance N.V-Anhui Conch Eu Wt Oct 11	80,000,000	2011/03/17	2011/10/24	25.60
29473	SGA Societe Generale Acceptance N.V. - CLife Eu Wt Sep 2011A	300,000,000	2011/03/17	2011/09/26	54.00
29474	SGA Societe Generale Acceptance N.V. - CNBM Euro Wts Oct2011	150,000,000	2011/03/17	2011/10/17	37.50
29475	SGA Societe Generale Acceptance N.V. - CNBM Euro Wts Dec2011	150,000,000	2011/03/17	2011/12/21	37.50
29476	SGA Societe Generale Acceptance N.V. - HSBC Eu Wt Sep 2011 E	300,000,000	2011/03/17	2011/09/28	45.00
29477	SGA Societe Generale Acceptance N.V. - Tencent Eu Wt Oct11A	200,000,000	2011/03/17	2011/10/03	50.00
29498	UBS AG - CM Bank European Warrants Dec 2011	100,000,000	2011/03/17	2011/12/12	15.00
29500	UBS AG - CNOOC European Warrants Oct 2011	300,000,000	2011/03/17	2011/10/24	45.00
29499	UBS AG - Sinopec Corp European Warrants Aug 2011 B	100,000,000	2011/03/17	2011/08/11	15.00
29501	UBS AG - PetroChina European Warrants Sep 2011	100,000,000	2011/03/17	2011/09/19	25.00
29516	BNP Paribas Arbit Issu B.V. - Ch Overseas Euro Wts Apr 2012	100,000,000	2011/03/18	2012/04/02	25.00
29517	BNP Paribas Arbit Issu B.V. - Esprit European Wts Oct 2011	100,000,000	2011/03/18	2011/10/03	25.00
29526	BNP Paribas Arbit Issu B.V. - Tencent Eu Put Wt Dec 2011	100,000,000	2011/03/18	2011/12/05	25.00
10097	Deutsche Bank AG - Oil Futures European Warrants Oct 2011	50,000,000	2011/03/18	2011/10/07	12.50
29520	Goldman Sachs SP (Asia) - Ch Oilfield European Wts Nov 2011	100,000,000	2011/03/18	2011/11/07	25.00
29519	Goldman Sachs SP (Asia) - A50 China Euro Put Wts Dec 2011	200,000,000	2011/03/18	2011/12/14	33.80
29518	Goldman Sachs SP (Asia) - HKEx European Warrants Sep 2011 D	200,000,000	2011/03/18	2011/09/30	30.40
29522	Goldman Sachs SP (Asia) - HSBC European Warrants Jun 2011 C	200,000,000	2011/03/18	2011/06/27	55.00
29523	Goldman Sachs SP (Asia) - HSBC European Warrants Sep 2011 B	200,000,000	2011/03/18	2011/09/26	144.00
29527	J P Morgan SP BV - Hutchison European Warrants Jun 2011 A	100,000,000	2011/03/18	2011/06/23	27.40
29528	J P Morgan SP BV - Hutchison European Warrants Jun 2011 B	100,000,000	2011/03/18	2011/06/30	36.20
29507	Merrill Lynch Int'l & Co. C.V. - Ag Bk European Wts Sep 2011	80,000,000	2011/03/18	2011/09/27	25.20
29508	Merrill Lynch Int'l & Co. C.V. - Ag Bk European Wts Oct 2011	80,000,000	2011/03/18	2011/10/24	20.40
29509	Merrill Lynch Int'l & Co. C.V. - Ag Bk Euro Put Wts Sep 2011	80,000,000	2011/03/18	2011/09/23	20.00
29510	Merrill Lynch Int'l & Co. C.V. - BOCL European Wts Sep 2011	80,000,000	2011/03/18	2011/09/27	21.60
29511	Merrill Lynch Int'l & Co. C.V. - BOCL European Wts Oct 2011	80,000,000	2011/03/18	2011/10/24	20.40
29512	Merrill Lynch Int'l & Co. C.V. - BOCL Euro Put Wts Sep 2011	80,000,000	2011/03/18	2011/09/23	20.00
29515	Merrill Lynch Int'l & Co. C.V. - Ch Mobile Eur Wt Sep 2011	80,000,000	2011/03/18	2011/09/15	15.44
29513	Merrill Lynch Int'l & Co. C.V. - China Life Eu Wt Sep 2011	80,000,000	2011/03/18	2011/09/21	20.00
29514	Merrill Lynch Int'l & Co. C.V. - Ch Mobile Eur Wt Jun 2011 C	80,000,000	2011/03/18	2011/06/23	12.88
29524	CC Rabobank B.A. - China Mer Hold European Warrants Jul 2011	100,000,000	2011/03/18	2011/07/26	25.00

Main Board Warrants

Code	Derivative warrants	No. of issue (units)	Listing date	Expiry	Amount raised (HK\$ mil.)
29525	RB of Scotland N.V. - ICBC European Warrants Jul 2011	200,000,000	2011/03/18	2011/07/22	50.80
23163 [#]	UBS AG - China Mobile European Warrants Dec 2011	700,000,000	2011/03/18	2011/12/12	29.40
13673 [#]	UBS AG - China Life European Warrants Dec 2012 B	1,000,000,000	2011/03/18	2012/12/10	27.00
29555	BNP Paribas Arbit Issu B.V. - Minsheng Bk Euro Wts Oct 2011	35,000,000	2011/03/21	2011/10/04	13.30
29556	BNP Paribas Arbit Issu B.V. - WC Cement Euro Wts Oct 2011	65,000,000	2011/03/21	2011/10/04	27.30
29569	Deutsche Bank AG - AIA European Warrants Oct 2011	200,000,000	2011/03/21	2011/10/24	38.00
29570	Deutsche Bank AG - AIA European Warrants Dec 2011	200,000,000	2011/03/21	2011/12/01	36.00
10098	Deutsche Bank AG - Nikkei 225 Index European Wts Dec 2011 B	100,000,000	2011/03/21	2011/12/09	29.00
10102	Deutsche Bank AG - Nikkei 225 Index Euro Put Wts Dec 2011 D	100,000,000	2011/03/21	2011/12/09	25.00
29558	Goldman Sachs SP (Asia) - Ch EB Ltd European Wts Sep 2011	100,000,000	2011/03/21	2011/09/20	15.00
29561	Goldman Sachs SP (Asia) - CSR Times European Wts Oct 2011	200,000,000	2011/03/21	2011/10/03	50.00
29559	Goldman Sachs SP (Asia) - Dongfang Elec Euro Wts Oct 2011	50,000,000	2011/03/21	2011/10/03	19.25
29560	Goldman Sachs SP (Asia) - Shanghai Ind European Wts Oct 2011	200,000,000	2011/03/21	2011/10/03	50.00
29566	KBC Fin Products Int'l Ltd. - BYD European Put Wts Sep 2011	80,000,000	2011/03/21	2011/09/21	20.00
29563	KBC Fin Products Int'l Ltd. - Ch Mobile Euro Wt Sep 2011 A	128,000,000	2011/03/21	2011/09/21	33.28
29562	KBC Fin Products Int'l Ltd. - Ch Mobile Euro Wt Jul 2011 E	198,000,000	2011/03/21	2011/07/08	29.70
29567	KBC Fin Products Int'l Ltd. - Ch Mobile Eu Put Wt Dec 2011 B	128,000,000	2011/03/21	2011/12/20	23.04
29564	KBC Fin Products Int'l Ltd. - Hutchison Euro Wts Jun 2011 H	180,000,000	2011/03/21	2011/06/23	54.00
29565	KBC Fin Products Int'l Ltd. - Hutchison Euro Wts Aug 2011 B	238,000,000	2011/03/21	2011/08/01	47.60
29552	Merrill Lynch Int'l & Co. C.V. - HSI European Wts Oct 2011 A	200,000,000	2011/03/21	2011/10/28	52.00
29557	Merrill Lynch Int'l & Co. C.V. - HSI European Wts Oct 2011 B	200,000,000	2011/03/21	2011/10/28	50.00
29568	Merrill Lynch Int'l & Co. C.V. - HSI European Wts Oct 2011 C	200,000,000	2011/03/21	2011/10/28	50.00
29572	Merrill Lynch Int'l & Co. C.V. - HSI Euro Put Wts Oct 2011 D	200,000,000	2011/03/21	2011/10/28	50.00
29573	Merrill Lynch Int'l & Co. C.V. - HSI Euro Put Wts Oct 2011 E	200,000,000	2011/03/21	2011/10/28	50.00
29574	Merrill Lynch Int'l & Co. C.V. - HSI Euro Put Wts Oct 2011 F	200,000,000	2011/03/21	2011/10/28	54.00
29539	Nomura Int'l plc - Air China European Warrants Oct 2012	100,000,000	2011/03/21	2012/10/31	25.80
29535	Nomura Int'l plc - Beijing Ent European Warrants Sep 2011	80,000,000	2011/03/21	2011/09/21	20.00
29536	Nomura Int'l plc - Beijing Ent European Warrants Nov 2013	100,000,000	2011/03/21	2013/11/26	17.00
29531	Nomura Int'l plc - China Mer Hold European Warrants Jul 2011	100,000,000	2011/03/21	2011/07/26	18.60
29540	Nomura Int'l plc - China Unicom European Warrants Mar 2012	100,000,000	2011/03/21	2012/03/16	15.00
29538	Nomura Int'l plc - Ch East Air European Warrants Sep 2011	100,000,000	2011/03/21	2011/09/21	40.60
29537	Nomura Int'l plc - Ch East Air European Warrants Oct 2011	100,000,000	2011/03/21	2011/10/31	63.80
29546	Nomura Int'l plc - China Life European Warrants Sep 2011	100,000,000	2011/03/21	2011/09/30	15.00
29542	Nomura Int'l plc - CNOOC European Warrants Sep 2011 B	100,000,000	2011/03/21	2011/09/30	15.00
29544	Nomura Int'l plc - Ch South Air European Warrants Sep 2011	100,000,000	2011/03/21	2011/09/21	39.50
29548	Nomura Int'l plc - Ch State Con European Warrants Feb 2012	100,000,000	2011/03/21	2012/02/29	25.00
29530	Nomura Int'l plc - HSBC European Warrants Mar 2012	100,000,000	2011/03/21	2012/03/30	26.20
29529	Nomura Int'l plc - HSBC European Warrants Sep 2011 B	100,000,000	2011/03/21	2011/09/21	25.50
29533	Nomura Int'l plc - JIANC European Warrants Sep 2011A	100,000,000	2011/03/21	2011/09/30	25.50
29534	Nomura Int'l plc - JIANC European Warrants Oct 2011	100,000,000	2011/03/21	2011/10/31	25.00
29543	Nomura Int'l plc - L'Occitane European Warrants Dec 2011	100,000,000	2011/03/21	2011/12/12	15.00
29547	Nomura Int'l plc - Nine Dragons European Warrants Jun 2012	100,000,000	2011/03/21	2012/06/29	25.00
29545	Nomura Int'l plc - Ch Rongsheng European Warrants Apr 2012	100,000,000	2011/03/21	2012/04/23	15.00
29532	Nomura Int'l plc - Tingyi European Warrants Dec 2011	100,000,000	2011/03/21	2011/12/23	15.00

Main Board Warrants

Code	Derivative warrants	No. of			Amount raised (HK\$ mil.)
		issue (units)	Listing date	Expiry	
29541	Nomura Int'l plc - Xinyi Glass European Put Wts Dec 2011	100,000,000	2011/03/21	2011/12/19	25.00
29549	SGA Societe Generale Acceptance N.V. - CSR Euro Wts Dec 2011	200,000,000	2011/03/21	2011/12/21	30.00
29550	SGA Societe Generale Acceptance N.V. - HWL Eur Wt Aug 2011 A	200,000,000	2011/03/21	2011/08/15	66.00
29551	SGA Societe Generale Acceptance N.V. -Sino Land Eu Wt Oct 11	150,000,000	2011/03/21	2011/10/19	22.50
29553	SGA Societe Generale Acceptance N.V. - SPA Euro Wts Apr 2012	200,000,000	2011/03/21	2012/04/02	30.00
29554	SGA Societe Generale Acceptance N.V. - Wharf Euro Wts Sep 11	80,000,000	2011/03/21	2011/09/21	36.80
17855 [#]	CC Rabobank B.A. - HSBC European Warrants Sep 2011 B	400,000,000	2011/03/21	2011/09/26	10.80
24679 [#]	Barclays Bank plc - ICBC European Warrants Jun 2012	130,000,000	2011/03/21	2012/06/25	10.01
29600	BNP Paribas Arbit Issu B.V. - AIA European Warrants May 2012	100,000,000	2011/03/22	2012/05/02	25.00
29579	BNP Paribas Arbit Issu B.V. - Ch Comm Cons Eur Wt Dec 2014	200,000,000	2011/03/22	2014/12/03	50.00
29601	BNP Paribas Arbit Issu B.V. - GCL-Poly Euro Wts Nov 2011	100,000,000	2011/03/22	2011/11/02	49.00
29602	BNP Paribas Arbit Issu B.V. - Jiangxi Copper Eu Wts Oct 2011	100,000,000	2011/03/22	2011/10/04	27.00
29603	BNP Paribas Arbit Issu B.V. - Ping An European Wts Jul 2013	100,000,000	2011/03/22	2013/07/02	25.00
29583	Credit Suisse AG - HKEx European Warrants Aug 2011	300,000,000	2011/03/22	2011/08/03	45.00
29582	Credit Suisse AG - HSCEI European Warrants Aug 2011	200,000,000	2011/03/22	2011/08/30	30.00
29608	Deutsche Bank AG - AIA European Warrants Sep 2011 B	200,000,000	2011/03/22	2011/09/26	56.00
29609	Deutsche Bank AG - BOCL European Warrants Sep 2011	150,000,000	2011/03/22	2011/09/26	79.50
29610	Deutsche Bank AG - China Life European Warrants Sep 2011	300,000,000	2011/03/22	2011/09/26	120.00
29612	Deutsche Bank AG - A50 China European Warrants Apr 2012 B	150,000,000	2011/03/22	2012/04/23	37.50
29611	Deutsche Bank AG - ICBC European Warrants Sep 2011	150,000,000	2011/03/22	2011/09/26	94.50
29580	Goldman Sachs SP (Asia) - Anhui Conch European Wts Sep 2011	200,000,000	2011/03/22	2011/09/26	55.00
29613	Goldman Sachs SP (Asia) - CHALCO European Warrants Aug 2011	100,000,000	2011/03/22	2011/08/03	47.50
29614	Goldman Sachs SP (Asia) - CITIC Bank European Wts Jun 2011	100,000,000	2011/03/22	2011/06/29	15.30
29581	Goldman Sachs SP (Asia) - HSBC European Warrants Aug 2011 C	200,000,000	2011/03/22	2011/08/29	92.00
29616	Goldman Sachs SP (Asia) - HSI European Put Wts Jun 2011 G	200,000,000	2011/03/22	2011/06/29	30.00
29615	Goldman Sachs SP (Asia) - HSI European Put Wts Aug 2011 E	150,000,000	2011/03/22	2011/08/30	24.00
29587	J P Morgan SP BV - Anhui Conch European Warrants Sep 2011 A	100,000,000	2011/03/22	2011/09/22	31.20
29588	J P Morgan SP BV - Anhui Conch European Warrants Sep 2011 B	100,000,000	2011/03/22	2011/09/22	25.00
29590	J P Morgan SP BV - Ch Merchants European Warrants Sep 2011	80,000,000	2011/03/22	2011/09/22	20.00
29592	J P Morgan SP BV - Ch Oilfield Euro Wts Oct 2011	180,000,000	2011/03/22	2011/10/28	45.00
29591	J P Morgan SP BV - CNBM European Warrants Sep 2011	150,000,000	2011/03/22	2011/09/22	37.50
29593	J P Morgan SP BV - Ch Ship Dev European Warrants Aug 2012	200,000,000	2011/03/22	2012/08/30	50.00
29594	J P Morgan SP BV - Zhuzhou CSR European Warrants Feb 2012	200,000,000	2011/03/22	2012/02/28	30.00
29595	J P Morgan SP BV - GCL-Poly European Warrants Sep 2011	100,000,000	2011/03/22	2011/09/22	25.00
29597	J P Morgan SP BV - HK Gas European Warrants Feb 2012	100,000,000	2011/03/22	2012/02/28	25.00
29589	J P Morgan SP BV - China Mengniu European Warrants Sep 2011	100,000,000	2011/03/22	2011/09/29	25.00
29596	J P Morgan SP BV - Sh Electric European Warrants Jun 2013	200,000,000	2011/03/22	2013/06/24	30.00
29598	J P Morgan SP BV - Zhaojin Mining European Warrants Sep 2011	80,000,000	2011/03/22	2011/09/22	20.00
29599	J P Morgan SP BV - ZTE European Warrants Oct 2011	100,000,000	2011/03/22	2011/10/14	25.00
29604	KBC Fin Products Int'l Ltd. - HSI Euro Put Wts Jul 2011 D	200,000,000	2011/03/22	2011/07/28	50.00
29605	KBC Fin Products Int'l Ltd. - HSI Euro Put Wts Aug 2011 C	200,000,000	2011/03/22	2011/08/30	50.00
29606	KBC Fin Products Int'l Ltd. - HSI Euro Put Wts Sep 2011 A	200,000,000	2011/03/22	2011/09/29	50.00
29607	KBC Fin Products Int'l Ltd. - HSI Euro Put Wts Sep 2011 B	200,000,000	2011/03/22	2011/09/29	50.00
29575	CC Rabobank B.A. - COSCO Pacific European Warrants Dec 2011	120,000,000	2011/03/22	2011/12/12	30.00

Main Board Warrants

Code	Derivative warrants	No. of			Amount raised (HK\$ mil.)
		issue (units)	Listing date	Expiry	
29576	CC Rabobank B.A. - Dongfang Elec European Wts Sep 2011 B	100,000,000	2011/03/22	2011/09/29	40.00
29577	CC Rabobank B.A. - Geely Auto European Warrants Sep 2011	120,000,000	2011/03/22	2011/09/22	36.00
29578	CC Rabobank B.A. - Lenovo European Warrants Sep 2011	150,000,000	2011/03/22	2011/09/22	54.00
29571	CC Rabobank B.A. - Sinoma European Warrants Oct 2011	80,000,000	2011/03/22	2011/10/28	48.00
29584	Standard Chartered Bank - HKEx European Warrants Sep 2011 B	100,000,000	2011/03/22	2011/09/26	15.00
29585	SGA Societe Generale Acceptance N.V. - AGBK Eu Wt Jul 2011 B	200,000,000	2011/03/22	2011/07/27	50.00
29586	SGA Societe Generale Acceptance N.V. - CCB Eur Wt Jul 2011 C	200,000,000	2011/03/22	2011/07/27	56.00
29617	UBS AG - China Mobile European Warrants Aug 2011 B	200,000,000	2011/03/22	2011/08/08	30.00
29618	UBS AG - Sinopec Corp European Warrants Jul 2011 B	100,000,000	2011/03/22	2011/07/04	54.00
29619	UBS AG - China Tel European Warrants Jul 2011 B	100,000,000	2011/03/22	2011/07/18	31.00
29620	UBS AG - HKEx European Warrants Aug 2011 C	300,000,000	2011/03/22	2011/08/03	45.00
29621	UBS AG - Hutchison European Warrants Jun 2011 E	200,000,000	2011/03/22	2011/06/22	122.00
29622	UBS AG - Ping An European Warrants Sep 2011	100,000,000	2011/03/22	2011/09/26	57.00
29623	UBS AG - SHK Ppt European Warrants Sep 2012	100,000,000	2011/03/22	2012/09/11	18.30
29647	BNP Paribas Arbit Issu B.V. - China BlueChem Eur Wt Nov 2013	100,000,000	2011/03/23	2013/11/04	26.00
29648	BNP Paribas Arbit Issu B.V. - Gome European Wts Mar 2012	100,000,000	2011/03/23	2012/03/02	41.00
29649	BNP Paribas Arbit Issu B.V. - NVC Lighting Euro Wts Feb 2012	14,000,000	2011/03/23	2012/02/02	10.08
29650	BNP Paribas Arbit Issu B.V. - Sinofert European Wts Dec 2011	24,000,000	2011/03/23	2011/12/02	10.80
29651	BNP Paribas Arbit Issu B.V. - Want Want Ch Euro Wts Nov 2013	100,000,000	2011/03/23	2013/11/04	25.00
29663	Credit Suisse AG - Li & Fung European Warrants Jul 2011	200,000,000	2011/03/23	2011/07/04	30.00
29665	Deutsche Bank AG - Sinopec Corp European Warrants Aug 2011 C	100,000,000	2011/03/23	2011/08/29	37.00
29666	Deutsche Bank AG - HSBC European Warrants Jun 2011 H	300,000,000	2011/03/23	2011/06/27	75.00
29652	HK Bank - CITIC Bank European Warrants Sep 2011	80,000,000	2011/03/23	2011/09/27	20.00
29653	HK Bank - Dongfang Elec European Warrants Nov 2011	80,000,000	2011/03/23	2011/11/25	20.00
29654	HK Bank - Foxconn European Warrants Dec 2011	80,000,000	2011/03/23	2011/12/19	20.00
29655	HK Bank - Jiangxi Copper European Warrants Oct 2011	120,000,000	2011/03/23	2011/10/28	30.00
29656	HK Bank - Lenovo European Warrants Sep 2011 B	80,000,000	2011/03/23	2011/09/23	20.00
29657	HK Bank - Renhe Comm European Warrants Jul 2012	80,000,000	2011/03/23	2012/07/06	20.00
29658	HK Bank - Shanghai Electric European Warrants Nov 2011	80,000,000	2011/03/23	2011/11/22	20.00
29659	HK Bank - Shimao Ppt European Warrants Jul 2012	100,000,000	2011/03/23	2012/07/09	25.00
29660	HK Bank - Yanzhou Coal European Warrants Oct 2011	120,000,000	2011/03/23	2011/10/26	26.40
29664	J P Morgan SP BV - China Mob European Wts Sep 2011	200,000,000	2011/03/23	2011/09/26	50.00
29645	J P Morgan SP BV - HS Bank European Warrants Sep 2011	80,000,000	2011/03/23	2011/09/23	29.52
29646	J P Morgan SP BV - HSBC European Warrants Jun 2011	200,000,000	2011/03/23	2011/06/24	30.00
29662	KBC Fin Products Int'l Ltd. - Agricultural Eu Put Wt Sep2011	108,000,000	2011/03/23	2011/09/23	32.40
29661	KBC Fin Products Int'l Ltd. - HSI European Wts Sep 2011 C	200,000,000	2011/03/23	2011/09/29	50.00
29643	Macquarie Bank Ltd. - BOCL European Put Warrants Sep 2011	88,000,000	2011/03/23	2011/09/26	22.09
29636	Macquarie Bank Ltd. - China Overseas European Wts Jul 2012	188,000,000	2011/03/23	2012/07/20	47.00
29637	Macquarie Bank Ltd. -GCL-Poly Energy European Wts Nov 2011	88,000,000	2011/03/23	2011/11/21	25.78
29638	Macquarie Bank Ltd. - Gome European Warrants Oct 2011	88,000,000	2011/03/23	2011/10/03	22.26
29641	Macquarie Bank Ltd. - China Mengniu European Wts Feb 2012	188,000,000	2011/03/23	2012/02/03	47.00
29640	Macquarie Bank Ltd. - PetroChina European Wts Oct 2012	188,000,000	2011/03/23	2012/10/22	28.58
29644	Macquarie Bank Ltd. - PetroChina European Put Wts Oct 2012	100,000,000	2011/03/23	2012/10/22	25.00
29639	Macquarie Bank Ltd. - Shimao Ppt European Warrants Oct 2012	88,000,000	2011/03/23	2012/10/15	22.00

Main Board Warrants

Code	Derivative warrants	No. of			Amount raised (HK\$ mil.)
		issue (units)	Listing date	Expiry	
29642	Macquarie Bank Ltd. - Goldwind European Warrants Sep 2011	188,000,000	2011/03/23	2011/09/26	47.38
29625	Standard Chartered Bank-China Life European Wts Sep 2011 C	100,000,000	2011/03/23	2011/09/28	25.00
29626	Standard Chartered Bank - Hutchison Euro Euro Wts Jul 2011	100,000,000	2011/03/23	2011/07/18	49.00
29627	Standard Chartered Bank - Hutchison Euro Euro Wts Mar 2012	400,000,000	2011/03/23	2012/03/19	64.80
29624	Standard Chartered Bank - Jiangxi Copper Euro Wts Sep 2011	100,000,000	2011/03/23	2011/09/28	25.00
29629	SGA Societe Generale Acceptance N.V. - CCB Eur Wt Sep 2011 B	200,000,000	2011/03/23	2011/09/26	94.00
29628	SGA Societe Generale Acceptance N.V. - CK(H) Eu Put Wt Nov11	500,000,000	2011/03/23	2011/11/07	85.00
29630	SGA Societe Generale Acceptance N.V. - CLife Eu Wt Sep 2011B	300,000,000	2011/03/23	2011/09/26	75.00
29631	SGA Societe Generale Acceptance N.V. - Ch Mob Eu Wt Sep2011C	200,000,000	2011/03/23	2011/09/26	80.00
29632	SGA Societe Generale Acceptance N.V. - Ch Mob Eu Wt Sep2011D	200,000,000	2011/03/23	2011/09/26	50.00
29635	SGA Societe Generale Acceptance N.V. - HSBC Eu Wt Aug 2011 C	300,000,000	2011/03/23	2011/08/29	93.00
29633	SGA Societe Generale Acceptance N.V. - HSI Eur Wt Aug 2011 D	300,000,000	2011/03/23	2011/08/30	45.00
29634	SGA Societe Generale Acceptance N.V. - Tencent Eu Wt Sep2011	200,000,000	2011/03/23	2011/09/12	54.00
25861 #	Macquarie Bank Ltd. - Tencent European Warrants Jul 2011 B	250,000,000	2011/03/23	2011/07/05	45.00
29702	Barclays Bank plc - BOCL European Warrants Oct 2011	100,000,000	2011/03/24	2011/10/28	25.30
29701	Barclays Bank plc - Ch Comm Cons European Warrants Oct 2011	100,000,000	2011/03/24	2011/10/28	40.80
29699	Barclays Bank plc - Sinopec Corp European Wts Sep 2011	100,000,000	2011/03/24	2011/09/29	32.20
29695	Barclays Bank plc - HSI European Put Warrants Sep 2011	150,000,000	2011/03/24	2011/09/29	37.50
29696	Barclays Bank plc - HSI European Warrants Oct 2011 A	150,000,000	2011/03/24	2011/10/28	37.50
29697	Barclays Bank plc - HSI European Warrants Oct 2011 B	150,000,000	2011/03/24	2011/10/28	37.50
29693	Barclays Bank plc - HSI European Put Warrants Jun 2011 A	150,000,000	2011/03/24	2011/06/29	22.65
29694	Barclays Bank plc - HSI European Put Warrants Jun 2011 B	150,000,000	2011/03/24	2011/06/29	22.95
29698	Barclays Bank plc - Hutchison European Warrants Aug 2011	100,000,000	2011/03/24	2011/08/23	42.20
29700	Barclays Bank plc - PetroChina European Warrants Sep 2011	100,000,000	2011/03/24	2011/09/29	44.70
29704	BNP Paribas Arbit Issu B.V. - CHALCO European Wts Oct 2013	100,000,000	2011/03/24	2013/10/02	25.00
29705	BNP Paribas Arbit Issu B.V. - China Overseas Eur Wt Jul 2012	100,000,000	2011/03/24	2012/07/03	25.00
29706	BNP Paribas Arbit Issu B.V. - Ch Southern Air Eu Wt Jan 2012	28,000,000	2011/03/24	2012/01/03	14.56
29707	BNP Paribas Arbit Issu B.V. - CSR European Warrants Dec 2012	100,000,000	2011/03/24	2012/12/04	25.00
29708	BNP Paribas Arbit Issu B.V. - HKEEx European Wts Jan 2012	100,000,000	2011/03/24	2012/01/03	25.00
29709	BNP Paribas Arbit Issu B.V. - Lenovo European Wts Jan 2012	79,000,000	2011/03/24	2012/01/03	35.55
29710	BNP Paribas Arbit Issu B.V. - Sh Ind H European Wts Jul 2012	47,000,000	2011/03/24	2012/07/03	19.74
29711	Credit Suisse AG - Ping An European Warrants Sep 2011	300,000,000	2011/03/24	2011/09/09	165.00
29714	Deutsche Bank AG - China Mobile European Warrants Oct 2011 B	150,000,000	2011/03/24	2011/10/10	90.00
29715	Deutsche Bank AG - HSBC European Warrants Sep 2011 D	150,000,000	2011/03/24	2011/09/26	130.50
29712	Deutsche Bank AG - HSI European Warrants Sep 2011	300,000,000	2011/03/24	2011/09/29	75.00
29713	Deutsche Bank AG - HSI European Put Warrants Jul 2011 E	300,000,000	2011/03/24	2011/07/28	45.00
29716	Deutsche Bank AG - Tencent Holdings European Wts Aug 2011 A	200,000,000	2011/03/24	2011/08/08	30.00
29669	Goldman Sachs SP (Asia) - GCL-Poly Energy Euro Wt Sep 2011 B	200,000,000	2011/03/24	2011/09/26	54.00
29667	Goldman Sachs SP (Asia) - HSI European Put Wts Sep 2011 D	150,000,000	2011/03/24	2011/09/29	27.00
29668	Goldman Sachs SP (Asia) - HSI European Put Wts Sep 2011 E	150,000,000	2011/03/24	2011/09/29	39.00
29670	Goldman Sachs SP (Asia) -Sands China European Wts Nov 2011	100,000,000	2011/03/24	2011/11/30	25.00
29717	KBC Fin Products Int'l Ltd. - BOC HK European Wts Sep 2011	128,000,000	2011/03/24	2011/09/26	32.00
29724	KBC Fin Products Int'l Ltd. - BOC HK Euro Put Wts Sep 2011	128,000,000	2011/03/24	2011/09/26	32.00
29727	KBC Fin Products Int'l Ltd. - Ch Mobile Eu Put Wt Oct 2011	80,000,000	2011/03/24	2011/10/03	40.00

Main Board Warrants

Code	Derivative warrants	No. of			Amount raised (HK\$ mil.)
		issue (units)	Listing date	Expiry	
29718	KBC Fin Products Int'l Ltd. - CC Bank Euro Wts Sep 2011 C	128,000,000	2011/03/24	2011/09/01	60.16
29725	KBC Fin Products Int'l Ltd. - CC Bank Euro Put Wt Sep 2011 E	98,000,000	2011/03/24	2011/09/01	28.42
29719	KBC Fin Products Int'l Ltd. - China Life Euro Wts Aug 2011 C	158,000,000	2011/03/24	2011/08/15	44.24
29726	KBC Fin Products Int'l Ltd. - China Life Eur Put Wt Sep 11 D	98,000,000	2011/03/24	2011/09/01	15.68
29720	KBC Fin Products Int'l Ltd. - Ch Mobile Euro Wt Sep 2011 B	128,000,000	2011/03/24	2011/09/01	47.36
29721	KBC Fin Products Int'l Ltd. - Ch Mobile Euro Wt Oct 2011 B	128,000,000	2011/03/24	2011/10/03	72.96
29728	KBC Fin Products Int'l Ltd. - HSBC Euro Put Wts Sep 2011	108,000,000	2011/03/24	2011/09/26	47.52
29723	KBC Fin Products Int'l Ltd. - HSBC European Wts Sep 2011 C	108,000,000	2011/03/24	2011/09/26	36.72
29729	KBC Fin Products Int'l Ltd. - ICBC Euro Put Wts Aug 2011	98,000,000	2011/03/24	2011/08/22	24.50
29672	Macquarie Bank Ltd. - Anhui Conch European Warrants Oct 2011	188,000,000	2011/03/24	2011/10/17	47.00
29671	Macquarie Bank Ltd. - CHALCO European Warrants Oct 2011	200,000,000	2011/03/24	2011/10/04	150.00
29674	Macquarie Bank Ltd. - Ch LongYuan European Warrants Oct 2011	88,000,000	2011/03/24	2011/10/19	34.50
29673	Macquarie Bank Ltd. - Ch Comm Cons European Wts Oct 2011	200,000,000	2011/03/24	2011/10/04	96.40
29675	Macquarie Bank Ltd. - China Mobile European Wts Sep 2011 B	200,000,000	2011/03/24	2011/09/29	50.20
29676	Macquarie Bank Ltd. - CNBM European Warrants Oct 2011	188,000,000	2011/03/24	2011/10/31	47.19
29678	Macquarie Bank Ltd. - COSCO Pacific European Wts Oct 2011	150,000,000	2011/03/24	2011/10/04	37.50
29677	Macquarie Bank Ltd. - CPIC European Warrants Sep 2011	200,000,000	2011/03/24	2011/09/29	50.00
29703	Macquarie Bank Ltd. - HSCEI European Warrants Oct 2011	200,000,000	2011/03/24	2011/10/28	50.00
29734	RB of Scotland N.V. - China Mobile European Wts Aug 2011	200,000,000	2011/03/24	2011/08/23	31.60
29735	RB of Scotland N.V. - Sinopec Corp European Wts Jul 2011	200,000,000	2011/03/24	2011/07/04	30.20
29736	RB of Scotland N.V. - HKEx European Warrants Nov 2011 B	200,000,000	2011/03/24	2011/11/21	30.20
29738	RB of Scotland N.V. - HSBC European Warrants Aug 2011	200,000,000	2011/03/24	2011/08/29	30.20
29737	RB of Scotland N.V. - HSBC European Warrants Jul 2011 B	200,000,000	2011/03/24	2011/07/04	30.80
29730	RB of Scotland N.V. - HSI European Warrants Sep 2011 F	250,000,000	2011/03/24	2011/09/29	62.75
29731	RB of Scotland N.V. - HSI European Warrants Sep 2011 G	250,000,000	2011/03/24	2011/09/29	62.75
29732	RB of Scotland N.V. - HSI European Warrants Sep 2011 H	250,000,000	2011/03/24	2011/09/29	62.75
29733	RB of Scotland N.V. - HSI European Put Warrants Sep 2011 I	250,000,000	2011/03/24	2011/09/29	62.75
29679	SGA Societe Generale Acceptance N.V. - AIA Euro Wt Dec 2011	200,000,000	2011/03/24	2011/12/05	38.00
29680	SGA Societe Generale Acceptance N.V. - Alibaba Eu Wt Oct 11B	150,000,000	2011/03/24	2011/10/31	37.50
29681	SGA Societe Generale Acceptance N.V. - CLife Eu Wt Oct 2011	300,000,000	2011/03/24	2011/10/12	60.00
29682	SGA Societe Generale Acceptance N.V. - CMB Euro Wts Oct 2011	200,000,000	2011/03/24	2011/10/31	50.00
29683	SGA Societe Generale Acceptance N.V. - CNBM Euro Wt Sep 2011	150,000,000	2011/03/24	2011/09/26	37.50
29684	SGA Societe Generale Acceptance N.V. - Dongfeng Eu Wt Oct 11	200,000,000	2011/03/24	2011/10/31	50.00
29685	SGA Societe Generale Acceptance N.V. -Geely Auto Eu Wt Sep11	70,000,000	2011/03/24	2011/09/26	25.90
29686	SGA Societe Generale Acceptance N.V. - Gome Euro Wt Sep 2011	100,000,000	2011/03/24	2011/09/26	35.00
29687	SGA Societe Generale Acceptance N.V. - HLand Eur Wt Oct 2011	60,000,000	2011/03/24	2011/10/03	17.40
29688	SGA Societe Generale Acceptance N.V. - HSBC Eu Wt Sep 2011 F	300,000,000	2011/03/24	2011/09/26	75.00
29689	SGA Societe Generale Acceptance N.V. - Lenovo Eu Wt Sep 2011	50,000,000	2011/03/24	2011/09/26	18.50
29690	SGA Societe Generale Acceptance N.V. - Ping An Eu Wt Sep2011	80,000,000	2011/03/24	2011/09/26	44.00
29691	SGA Societe Generale Acceptance NV-Yanzhou Coal Eu Wt Sep 11	150,000,000	2011/03/24	2011/09/26	37.50
29692	SGA Societe Generale Acceptance NV-Zijin Mining Eu Wt Sep 11	30,000,000	2011/03/24	2011/09/26	14.10
29722	UBS AG - HSI European Put Warrants Sep 2011	300,000,000	2011/03/24	2011/09/29	75.00
29742	UBS AG - HSI European Warrants Jul 2011 E	300,000,000	2011/03/24	2011/07/28	51.00
29739	UBS AG - ICBC European Warrants Aug 2011 B	100,000,000	2011/03/24	2011/08/15	30.00

Main Board Warrants

Code	Derivative warrants	No. of			Amount raised (HK\$ mil.)
		issue (units)	Listing date	Expiry	
29740	UBS AG - Tencent Holdings European Warrants Jul 2011 A	200,000,000	2011/03/24	2011/07/25	34.00
29741	UBS AG - Tencent Holdings European Warrants Jul 2011 B	200,000,000	2011/03/24	2011/07/04	30.00
29808	BNP Paribas Arbit Issu B.V. -Lonking European Warrants Dec14	100,000,000	2011/03/25	2014/12/02	25.00
29807	BNP Paribas Arbit Issu B.V. - Goldwind Euro Warrants Oct11	70,000,000	2011/03/25	2011/10/04	17.50
29810	Deutsche Bank AG - China Mobile European Warrants Sep 2011 B	200,000,000	2011/03/25	2011/09/26	50.00
29812	Deutsche Bank AG - Hutchison European Warrants Sep 2011	100,000,000	2011/03/25	2011/09/26	75.00
29811	Deutsche Bank AG - Hutchison European Warrants Jul 2011 D	100,000,000	2011/03/25	2011/07/18	35.00
29776	Goldman Sachs SP (Asia) - China Mobile Euro Put Wts Sep 2011	200,000,000	2011/03/25	2011/09/26	52.00
29769	Goldman Sachs SP (Asia) - China Mobile Euro Wts Aug 2011 C	200,000,000	2011/03/25	2011/08/29	80.00
29770	Goldman Sachs SP (Asia) - China Mobile Euro Wts Aug 2011 D	200,000,000	2011/03/25	2011/08/15	51.00
29771	Goldman Sachs SP (Asia) - HSBC European Warrants Sep 2011 C	200,000,000	2011/03/25	2011/09/26	143.00
29775	Goldman Sachs SP (Asia) - Hutchison European Wts Aug 2011	200,000,000	2011/03/25	2011/08/23	80.00
29777	Goldman Sachs SP (Asia) - Hutchison Euro Put Wts Sep 2011	200,000,000	2011/03/25	2011/09/30	150.00
29774	Goldman Sachs SP (Asia) - Hutchison European Wts Jun 2011 B	200,000,000	2011/03/25	2011/06/30	59.00
29772	Goldman Sachs SP (Asia) - Hutchison European Wts Sep 2011 A	200,000,000	2011/03/25	2011/09/26	153.00
29773	Goldman Sachs SP (Asia) - Hutchison European Wts Sep 2011 B	200,000,000	2011/03/25	2011/09/26	112.00
29778	Goldman Sachs SP (Asia) - Tencent European Put Wt Nov 2011	200,000,000	2011/03/25	2011/11/14	50.00
29765	HK Bank - China Mobile European Warrants Aug 2011 B	250,000,000	2011/03/25	2011/08/26	50.00
29766	HK Bank - Esprit European Warrants Sep 2011	150,000,000	2011/03/25	2011/09/26	37.50
29767	HK Bank - Geely Auto European Warrants Sep 2011 B	120,000,000	2011/03/25	2011/09/26	30.00
29768	HK Bank - Maanshan Iron European Warrants Nov 2011	80,000,000	2011/03/25	2011/11/18	20.00
29813	KBC Fin Products Int'l Ltd. - Esprit European Wts Feb 2012	80,000,000	2011/03/25	2012/02/01	30.40
29799	KBC Fin Products Int'l Ltd. - HKEx European Put Wts Oct 2011	108,000,000	2011/03/25	2011/10/03	34.56
29803	KBC Fin Products Int'l Ltd. - HSI European Wts Sep 2011 D	200,000,000	2011/03/25	2011/09/29	60.00
29804	KBC Fin Products Int'l Ltd. - HSI European Wts Sep 2011 E	200,000,000	2011/03/25	2011/09/29	50.00
29814	KBC Fin Products Int'l Ltd. - Poly European Wts Oct 2011	80,000,000	2011/03/25	2011/10/18	37.60
29800	KBC Fin Products Int'l Ltd. - Tencent Holdings Eu Wt Sep 11B	108,000,000	2011/03/25	2011/09/28	21.60
29801	KBC Fin Products Int'l Ltd. - Tencent Holdings Eu Wt Oct 11B	108,000,000	2011/03/25	2011/10/10	27.00
29802	KBC Fin Products Int'l Ltd-Tencent Holdings Eu Put Wt Nov 11	108,000,000	2011/03/25	2011/11/25	20.52
29782	Macquarie Bank Ltd. - Alibaba European Warrants Dec 2011	500,000,000	2011/03/25	2011/12/14	75.00
29785	Macquarie Bank Ltd. - CITIC Pacific European Warrants Oct 11	200,000,000	2011/03/25	2011/10/04	50.00
29784	Macquarie Bank Ltd. - China Life European Wts Sep 2011	500,000,000	2011/03/25	2011/09/22	76.50
29783	Macquarie Bank Ltd. - Esprit European Warrants Jul 2011	250,000,000	2011/03/25	2011/07/18	37.50
29787	Macquarie Bank Ltd. - GAC European Wts Jan 2012	100,000,000	2011/03/25	2012/01/04	25.10
29786	Macquarie Bank Ltd. - Geely Auto European Warrants Oct 2011	250,000,000	2011/03/25	2011/10/31	91.00
29764	Macquarie Bank Ltd. - Hang Seng Bank European Wts Oct 2011	200,000,000	2011/03/25	2011/10/04	69.60
29763	Macquarie Bank Ltd. - Hang Seng Bank European Wts Jan 2013	200,000,000	2011/03/25	2013/01/03	31.40
29806	Macquarie Bank Ltd. - Li & Fung European Warrants Oct 2011	250,000,000	2011/03/25	2011/10/31	77.25
29755	Nomura Int'l plc - Agricultural Bk European Warrants Sep 11	100,000,000	2011/03/25	2011/09/30	25.10
29760	Nomura Int'l plc - BOC HK European Warrants Mar 2012	100,000,000	2011/03/25	2012/03/30	25.20
29762	Nomura Int'l plc - BOCL European Warrants Dec 2011	100,000,000	2011/03/25	2011/12/19	25.60
29753	Nomura Int'l plc - CC Bank European Warrants Aug 2011	100,000,000	2011/03/25	2011/08/22	15.50
29752	Nomura Int'l plc - CC Bank European Warrants Sep 2011	100,000,000	2011/03/25	2011/09/30	48.60
29749	Nomura Int'l plc - Ch Com Service European Warrants Dec 2011	50,000,000	2011/03/25	2011/12/19	48.80

Main Board Warrants

Code	Derivative warrants	No. of			Amount raised (HK\$ mil.)
		issue (units)	Listing date	Expiry	
29750	Nomura Int'l plc - C Transmission European Warrants Feb 2012	100,000,000	2011/03/25	2012/02/29	25.00
29743	Nomura Int'l plc - Cheung Kong European Warrants Sep 2011	100,000,000	2011/03/25	2011/09/30	25.00
29751	Nomura Int'l plc - CNOOC European Warrants Oct 2011	100,000,000	2011/03/25	2011/10/31	18.00
29746	Nomura Int'l plc - Sinopec European Warrants Sep 2011 B	100,000,000	2011/03/25	2011/09/30	41.00
29761	Nomura Int'l plc - CPIC European Warrants Dec 2011	100,000,000	2011/03/25	2011/12/19	15.20
29757	Nomura Int'l plc - CSR European Warrants Dec 2011	100,000,000	2011/03/25	2011/12/20	15.00
29790	Nomura Int'l plc - GCL-Poly Energy European Warrants Sep 11A	100,000,000	2011/03/25	2011/09/30	39.50
29791	Nomura Int'l plc - GCL-Poly Energy European Warrants Sep 11B	100,000,000	2011/03/25	2011/09/30	29.00
29792	Nomura Int'l plc - GCL-Poly Energy European Warrants Sep 11C	100,000,000	2011/03/25	2011/09/30	25.00
29744	Nomura Int'l plc - Hutchison European Warrants Sep 2011	100,000,000	2011/03/25	2011/09/30	33.00
29756	Nomura Int'l plc - ICBC European Warrants Sep 2011	100,000,000	2011/03/25	2011/09/09	15.10
29745	Nomura Int'l plc - JIANG European Warrants Sep 2011 B	100,000,000	2011/03/25	2011/09/30	25.00
29748	Nomura Int'l plc - Li & Fung European Warrants Jul 2011	100,000,000	2011/03/25	2011/07/04	15.50
29747	Nomura Int'l plc - Li & Fung European Warrants Sep 2011	80,000,000	2011/03/25	2011/09/30	36.72
29754	Nomura Int'l plc - Lenovo European Warrants Aug 2011	100,000,000	2011/03/25	2011/08/10	15.00
29759	Nomura Int'l plc - Ping An European Warrants Sep 2011	100,000,000	2011/03/25	2011/09/30	28.50
29758	Nomura Int'l plc - Ping An European Warrants Apr 2012	200,000,000	2011/03/25	2012/04/02	30.00
29788	Nomura Int'l plc - Xinyi Glass European Warrants Mar 2012	100,000,000	2011/03/25	2012/03/30	25.00
29789	Nomura Int'l plc - Xinyi Glass European Warrants Apr 2012	100,000,000	2011/03/25	2012/04/30	25.00
29780	Standard Chartered Bank - China Mobile Euro Wts Aug 2011 C	100,000,000	2011/03/25	2011/08/23	25.00
29805	Standard Chartered Bank - CNOOC European Warrants Oct 2011	100,000,000	2011/03/25	2011/10/25	21.00
29779	Standard Chartered Bank - HSBC European Warrants Sep 2011 C	100,000,000	2011/03/25	2011/09/22	15.00
29781	Standard Chartered Bank - ICBC European Warrants Dec 2012	100,000,000	2011/03/25	2012/12/10	15.00
29793	UBS AG - CC Bank European Warrants Aug 2011 B	100,000,000	2011/03/25	2011/08/16	15.00
29794	UBS AG - China Life European Warrants Aug 2011 D	300,000,000	2011/03/25	2011/08/15	60.00
29795	UBS AG - Sinopec Corp European Warrants Aug 2011 C	100,000,000	2011/03/25	2011/08/15	20.00
29809	UBS AG - HKEx European Warrants Jul 2011 E	300,000,000	2011/03/25	2011/07/05	45.00
29798	UBS AG - HSBC European Warrants Oct 2011	200,000,000	2011/03/25	2011/10/17	84.00
29797	UBS AG - Hutchison European Warrants Sep 2011	200,000,000	2011/03/25	2011/09/29	118.00
29796	UBS AG - ICBC European Warrants Sep 2011	100,000,000	2011/03/25	2011/09/26	25.00
26250 [#]	Deutsche Bank AG - Tencent Holdings European Warrants Jun 11	200,000,000	2011/03/25	2011/06/27	14.40
24941 [#]	Standard Chartered Bank - China Mobile European Wts Dec 2011	350,000,000	2011/03/25	2011/12/05	10.85
29821	BNP Paribas Arbit Issu B.V. - Anhui Conch European Wts Oct11	100,000,000	2011/03/28	2011/10/04	25.00
29822	BNP Paribas Arbit Issu B.V. - China Gas Hold Euro Wt Jan12	29,000,000	2011/03/28	2012/01/03	19.14
29823	BNP Paribas Arbit Issu B.V. - CNBM European Warrants Oct 11B	100,000,000	2011/03/28	2011/10/04	25.00
29824	BNP Paribas Arbit Issu B.V. - HKEx European Wts Oct 2015	200,000,000	2011/03/28	2015/10/02	50.00
29825	Credit Suisse AG - HSBC European Wts Aug 2011	300,000,000	2011/03/28	2011/08/29	90.00
29840	Citigroup Global Mkt H Inc. - China Mobile Eur Wt Oct 2011	80,000,000	2011/03/28	2011/10/28	20.00
29841	Citigroup Global Mkt H Inc. - Esprit European Wts Oct 2011	80,000,000	2011/03/28	2011/10/28	20.00
29842	Citigroup Global Mkt H Inc. - Hutchison Euro Wts Aug 2011	80,000,000	2011/03/28	2011/08/29	36.00
29843	Citigroup Global Mkt H Inc. - Hutchison Euro Wts Mar 2012	80,000,000	2011/03/28	2012/03/21	12.00
29828	KBC Fin Products Int'l Ltd. - Cathay Pac Euro Wts Jan 2012	68,000,000	2011/03/28	2012/01/26	17.00
29835	KBC Fin Products Int'l Ltd. - Cathay Pac Eu Put Wt Sep11B	68,000,000	2011/03/28	2011/09/28	19.04
29830	KBC Fin Products Int'l Ltd. - Ch Railway Euro Wts Oct 2011	68,000,000	2011/03/28	2011/10/20	21.76

Main Board Warrants

Code	Derivative warrants	No. of			Amount raised (HK\$ mil.)
		issue (units)	Listing date	Expiry	
29837	KBC Fin Products Int'l Ltd. - Ch Railway Eur Put Wt Sep 2011	68,000,000	2011/03/28	2011/09/28	41.48
29829	KBC Fin Products Int'l Ltd. - CRCC European Wts Sep 2011	68,000,000	2011/03/28	2011/09/28	38.08
29836	KBC Fin Products Int'l Ltd. - CRCC European Put Wts Sep 2011	58,000,000	2011/03/28	2011/09/28	52.20
29831	KBC Fin Products Int'l Ltd. - Chi Res Power Euro Wts Jan12	80,000,000	2011/03/28	2012/01/26	12.00
29838	KBC Fin Products Int'l Ltd. - Chi Res Power Eu Put Wts Oct11	80,000,000	2011/03/28	2011/10/18	20.00
29832	KBC Fin Products Int'l Ltd. - Jiangxi Copper Eu Wts Sep 11C	108,000,000	2011/03/28	2011/09/23	30.24
29839	KBC Fin Products Int'l Ltd. - Jiangxi Copper Eu Put Wt Sep11	80,000,000	2011/03/28	2011/09/28	20.00
29833	KBC Fin Products Int'l Ltd. - Sinopharm Euro Wts Jul 2011 B	80,000,000	2011/03/28	2011/07/20	20.00
29834	KBC Fin Products Int'l Ltd. - YZ Coal European Wts Jul 2011B	80,000,000	2011/03/28	2011/07/11	20.00
29820	CC Rabobank B.A. - HKEx European Warrants Dec 2011 B	200,000,000	2011/03/28	2011/12/29	50.00
29816	CC Rabobank B.A. - Li & Fung European Warrants Oct 2011 B	100,000,000	2011/03/28	2011/10/28	25.00
29817	CC Rabobank B.A. - NVC Lighting European Warrants Sep 2011	100,000,000	2011/03/28	2011/09/29	50.00
29819	CC Rabobank B.A. - Tencent Holdings European Put Wts Nov 11	200,000,000	2011/03/28	2011/11/29	70.00
29818	CC Rabobank B.A. - Goldwind European Warrants Sep 2011	100,000,000	2011/03/28	2011/09/29	25.00
29815	Standard Chartered Bank - HKEx European Warrants Dec 2011 B	100,000,000	2011/03/28	2011/12/06	25.00
29826	UBS AG - Hutchison European Warrants Oct 2011	200,000,000	2011/03/28	2011/10/11	50.00
29827	UBS AG - Tencent Holdings European Warrants Oct 2011	200,000,000	2011/03/28	2011/10/11	50.00
29849	BOCI Asia Ltd. - Yurun Food European Warrants Oct 2011	100,000,000	2011/03/29	2011/10/04	20.00
29858	BNP Paribas Arbit Issu B.V. - COSCO Pacific Euro Wts Jul12	100,000,000	2011/03/29	2012/07/03	27.00
29856	BNP Paribas Arbit Issu B.V. - China Res Gas Euro Wts Nov13	24,000,000	2011/03/29	2013/11/04	10.32
29857	BNP Paribas Arbit Issu B.V. - China Taiping Euro Wts Feb12	47,000,000	2011/03/29	2012/02/02	14.57
29859	BNP Paribas Arbit Issu B.V. - Fushan Energy Euro Wts Feb 12	42,000,000	2011/03/29	2012/02/02	27.72
29864	BNP Paribas Arbit Issu B.V. - GCL-Poly Euro Wts Jan 2012	100,000,000	2011/03/29	2012/01/03	51.00
29860	BNP Paribas Arbit Issu B.V. - Greatwall Motor Euro Wts Jul12	100,000,000	2011/03/29	2012/07/03	28.00
29861	BNP Paribas Arbit Issu B.V. -Li Ning European Warrants Jun12	80,000,000	2011/03/29	2012/06/04	26.40
29863	BNP Paribas Arbit Issu B.V. - Sinoma European Warrants Dec12	82,000,000	2011/03/29	2012/12/04	20.50
29862	BNP Paribas Arbit Issu B.V. - Weichai Power Euro Wts Feb12	37,000,000	2011/03/29	2012/02/02	15.54
29865	Citigroup Global Mkt H Inc. - China Life Euro Wts Sep 2011	80,000,000	2011/03/29	2011/09/26	12.00
29866	Citigroup Global Mkt H Inc. - HSBC European Wts Sep 2011 B	80,000,000	2011/03/29	2011/09/12	12.00
29867	Citigroup Global Mkt H Inc.-Tencent European Warrants Sep 11	80,000,000	2011/03/29	2011/09/05	12.00
29853	J P Morgan SP BV - BYD European Warrants Sep 2011	100,000,000	2011/03/29	2011/09/29	25.00
29854	J P Morgan SP BV - China Tel European Warrants Sep 2011	100,000,000	2011/03/29	2011/09/29	25.00
29850	Macquarie Bank Ltd. - HSBC European Warrants Oct 2011 B	200,000,000	2011/03/29	2011/10/04	50.00
29851	Macquarie Bank Ltd. - ICBC European Warrants Oct 2011	150,000,000	2011/03/29	2011/10/04	38.40
29855	Macquarie Bank Ltd. - ICBC European Put Warrants Oct 2011	100,000,000	2011/03/29	2011/10/04	42.90
29844	CC Rabobank B.A. - Beijing Ent European Warrants Sep 2011	100,000,000	2011/03/29	2011/09/09	32.00
29847	CC Rabobank B.A. - Ch LongYuan European Warrants Sep 2011	100,000,000	2011/03/29	2011/09/30	50.00
29846	CC Rabobank B.A. - Chi East Air European Warrants Sep 2011 B	100,000,000	2011/03/29	2011/09/30	25.00
29845	CC Rabobank B.A. - Cheung Kong European Warrants Aug 2011	100,000,000	2011/03/29	2011/08/15	59.00
29848	CC Rabobank B.A. - Xinyi Glass European Warrants Apr 2012	200,000,000	2011/03/29	2012/04/02	50.00
29852	Standard Chartered Bank - Cheung Kong European Wts Dec 2012	100,000,000	2011/03/29	2012/12/07	15.00
29868	UBS AG - HSI European Warrants Jul 2011 F	300,000,000	2011/03/29	2011/07/28	45.00
29869	UBS AG - HSI European Put Warrants Jun 2011 L	300,000,000	2011/03/29	2011/06/29	63.00
29878	Deutsche Bank AG - China Coal European Warrants Sep 2011	80,000,000	2011/03/30	2011/09/26	12.00

Main Board Warrants

Code	Derivative warrants	No. of			Amount raised (HK\$ mil.)
		issue (units)	Listing date	Expiry	
29879	Deutsche Bank AG - Hutchison European Warrants Mar 2012	300,000,000	2011/03/30	2012/03/21	45.00
29880	Deutsche Bank AG - PetroChina European Warrants Aug 2011 B	150,000,000	2011/03/30	2011/08/15	64.50
29911	Deutsche Bank AG - Ping An European Warrants Apr 2012	100,000,000	2011/03/30	2012/04/02	16.00
29912	Deutsche Bank AG - Westchinacement European Wts Oct 2011	80,000,000	2011/03/30	2011/10/03	38.40
29907	Goldman Sachs SP (Asia) - Agri Bk European Wts Oct 2011	200,000,000	2011/03/30	2011/10/31	50.00
29908	Goldman Sachs SP (Asia) - BYD European Warrants Sep 2011	100,000,000	2011/03/30	2011/09/05	35.00
29909	Goldman Sachs SP (Asia) - China Shenhua Euro Wts Oct 2011	200,000,000	2011/03/30	2011/10/31	50.00
29906	Goldman Sachs SP (Asia) - HSI European Warrants Sep 2011 F	200,000,000	2011/03/30	2011/09/29	38.00
29910	Goldman Sachs SP (Asia) - HSI European Put Wts Sep 2011 G	200,000,000	2011/03/30	2011/09/29	50.00
29870	J P Morgan SP BV - Agile Ppt European Warrants Nov 2011	200,000,000	2011/03/30	2011/11/22	30.00
29871	J P Morgan SP BV - China Shenhua European Warrants Sep 2011	150,000,000	2011/03/30	2011/09/30	37.50
29872	J P Morgan SP BV - JX Copper European Warrants Sep 2011	200,000,000	2011/03/30	2011/09/30	50.00
29873	J P Morgan SP BV - Lenovo European Warrants Sep 2011	100,000,000	2011/03/30	2011/09/30	25.00
29874	J P Morgan SP BV - MTRC European Warrants Oct 2011	80,000,000	2011/03/30	2011/10/26	12.00
29875	J P Morgan SP BV - Sinofert European Warrants Sep 2011	100,000,000	2011/03/30	2011/09/30	25.00
29876	J P Morgan SP BV - Yanzhou Coal European Warrants Sep 2011	200,000,000	2011/03/30	2011/09/30	50.00
29914	KBC Fin Products Int'l Ltd. - Ch LongYuan Euro Wts Oct 2011	80,000,000	2011/03/30	2011/10/20	48.00
29913	KBC Fin Products Int'l Ltd. - China Coal Euro Wts Dec 2011	88,000,000	2011/03/30	2011/12/21	22.00
29917	KBC Fin Products Int'l Ltd. - China Coal Euro Put Wts Dec 11	68,000,000	2011/03/30	2011/12/28	17.00
29916	KBC Fin Products Int'l Ltd. - China Life Euro Wts Sep 2011 E	158,000,000	2011/03/30	2011/09/30	50.56
29915	KBC Fin Products Int'l Ltd. - PetroChina Eur Put Wt Mar 2012	88,000,000	2011/03/30	2012/03/20	22.00
29881	Macquarie Bank Ltd. - Shanshui Cement European Wts Oct 2011	88,000,000	2011/03/30	2011/10/04	41.80
29882	Macquarie Bank Ltd. - Hutchison European Warrants Oct 2011	128,000,000	2011/03/30	2011/10/04	81.02
29883	Macquarie Bank Ltd. - KECL European Warrants Dec 2011	88,000,000	2011/03/30	2011/12/15	13.29
29884	SGA Societe Generale Acceptance N.V. - AGBK Eu Wt Oct 2011 A	200,000,000	2011/03/30	2011/10/03	62.00
29885	SGA Societe Generale Acceptance N.V. - AGBK Eu Wt Oct 2011 B	200,000,000	2011/03/30	2011/10/03	50.00
29886	SGA Societe Generale Acceptance N.V. - BOCL Eu Wt Oct 2011	200,000,000	2011/03/30	2011/10/03	50.00
29887	SGA Societe Generale Acceptance N.V. - BYD Eu Wt Sep 2011 B	200,000,000	2011/03/30	2011/09/05	68.00
29888	SGA Societe Generale Acceptance N.V. - CCB Eur Wt Oct 2011	200,000,000	2011/03/30	2011/10/03	62.00
29889	SGA Societe Generale Acceptance N.V. - CLife Eu Wt Nov 2011	300,000,000	2011/03/30	2011/11/28	45.00
29890	SGA Societe Generale Acceptance N.V. - Ch Mob Eu Wt Oct 11 B	200,000,000	2011/03/30	2011/10/24	50.00
29892	SGA Societe Generale Acceptance N.V. - GCL-Poly Eu Wt Oct 11	100,000,000	2011/03/30	2011/10/03	51.00
29900	SGA Societe Generale Acceptance N.V. -Henganintl Eu Wt Oct11	50,000,000	2011/03/30	2011/10/03	23.00
29901	SGA Societe Generale Acceptance N.V. - HKEx Eu Wt Oct 2011 D	500,000,000	2011/03/30	2011/10/03	125.00
29893	SGA Societe Generale Acceptance N.V. - HS Bk Eur Wt Oct 2011	50,000,000	2011/03/30	2011/10/03	14.00
29902	SGA Societe Generale Acceptance N.V. - HSBC Eu Wt Oct 2011	300,000,000	2011/03/30	2011/10/03	75.00
29899	SGA Societe Generale Acceptance N.V. - HSI Eu Put Wt Oct2011	300,000,000	2011/03/30	2011/10/28	45.00
29894	SGA Societe Generale Acceptance N.V. - HSI Eur Wt Sep 2011 A	300,000,000	2011/03/30	2011/09/29	45.00
29895	SGA Societe Generale Acceptance N.V. - HSI Eur Wt Sep 2011 B	300,000,000	2011/03/30	2011/09/29	45.00
29896	SGA Societe Generale Acceptance N.V. - HSI Eur Wt Oct 2011 A	300,000,000	2011/03/30	2011/10/28	75.00
29897	SGA Societe Generale Acceptance N.V. - HSI Eur Wt Oct 2011 B	300,000,000	2011/03/30	2011/10/28	45.00
29898	SGA Societe Generale Acceptance N.V. - HSI Eu Put Wt Sep 11D	300,000,000	2011/03/30	2011/09/29	78.00
29903	SGA Societe Generale Acceptance N.V. - ICBC Eu Wt Oct 2011	200,000,000	2011/03/30	2011/10/03	76.00
29904	SGA Societe Generale Acceptance N.V. - Ping An Eu Wt Mar2012	500,000,000	2011/03/30	2012/03/14	75.00

Main Board Warrants

Code	Derivative warrants	No. of			Amount raised (HK\$ mil.)
		issue (units)	Listing date	Expiry	
29891	SGA Societe Generale Acceptance N.V. -Yurun Food Eu Wt Oct11	100,000,000	2011/03/30	2011/10/03	26.00
29905	UBS AG - BOC HK European Warrants Aug 2011	200,000,000	2011/03/30	2011/08/22	30.00
29877	UBS AG - China Coal European Warrants Sep 2011	100,000,000	2011/03/30	2011/09/23	15.00
24595 [#]	CC Rabobank B.A. - China Coal European Warrants Jun 2011 A	460,000,000	2011/03/30	2011/06/10	10.12
28319 [#]	Credit Suisse AG - Tencent Holdings European Wts Jun 2011 G	300,000,000	2011/03/30	2011/06/20	40.50
29950	Credit Suisse AG - Tencent Holdings Euro Put Wts Sep 2011	300,000,000	2011/03/31	2011/09/05	45.00
29957	Deutsche Bank AG - Tencent Holdings European Wts Aug 2011 B	200,000,000	2011/03/31	2011/08/15	44.00
29956	KBC Fin Products Int'l Ltd. - CNBM European Put Wts Oct 2011	88,000,000	2011/03/31	2011/10/18	22.00
29955	KBC Fin Products Int'l Ltd. - Sinopharm Euro Wts Oct 2011	80,000,000	2011/03/31	2011/10/03	25.60
29949	Macquarie Bank Ltd. - China Coal European Warrants Mar 2012	250,000,000	2011/03/31	2012/03/02	62.50
29951	CC Rabobank B.A. - China Coal European Warrants Jan 2012	200,000,000	2011/03/31	2012/01/09	50.00
29952	CC Rabobank B.A. - CNBM European Warrants Oct 2011	150,000,000	2011/03/31	2011/10/03	37.50
29953	CC Rabobank B.A. - China Res Gas European Warrants May 2012	150,000,000	2011/03/31	2012/05/18	37.50
29954	CC Rabobank B.A. - United Lab European Warrants Nov 2011	100,000,000	2011/03/31	2011/11/29	25.00
23404 [#]	Macquarie Bank Ltd. - China Coal European Warrants Jul 2011	350,000,000	2011/03/31	2011/07/05	11.20
28330 [#]	Deutsche Bank AG - HSBC European Warrants Jul 2011 A	300,000,000	2011/03/31	2011/07/25	40.20
28150 [#]	Goldman Sachs SP (Asia) - Hutchison European Wts May 2011 B	200,000,000	2011/03/31	2011/05/30	36.00
Total					86,446.46

[#] Further issue

Main Board Debt Securities

Debt Securities Trading Statistics

		Turnover value	
		Exchange fund notes (HK\$ mil)	Market total (HK\$ mil)
2010	Q1	–	0.21
	Q2	–	1.22
	Q3	–	0.05
	Q4	–	0.10
2011	Q1	–	1.96

Debt Securities Nominal Value

		No. of issues	Nominal value (HK\$ mil.)
2010	Q1	160	410,829.55
	Q2	158	426,338.89
	Q3	160	440,113.92
	Q4	169	488,418.71
2011	Q1	170	506,219.59

New Listing Statistics - Debt Securities

		No. of newly listed debt securities	Amount raised (HK\$ mil.)
2010	Q1	9	30,996.63
	Q2	6	28,133.65
	Q3	7	21,025.02
	Q4	16	60,126.80
2011	Q1	7	24,958.35

Main Board Debt Securities

Newly Listed Debt Securities

for 1st quarter 2011

Code	Debt securities	Principal	Listing date	Maturity	Amount raised (HK\$ mil.)
04505#	Hongkong Electric Finance Ltd. 4.25% Notes 2020	USD 250,000,000	2011/01/20	2020/12/14	1,877.64
04506	CNOOC Finance (2011) Ltd. 4.25% Guaranteed Notes 2021	USD 1,500,000,000	2011/01/27	2021/01/26	11,535.03
04507	CNOOC Finance (2011) Ltd. 5.75% Guaranteed Notes 2041	USD 500,000,000	2011/01/27	2041/01/26	3,878.47
04011	Hong Kong Monetary Authority 0.58% Exchange Fund Notes 2013	HKD 1,200,000,000	2011/02/17	2013/02/18	1,195.56
04012	Hong Kong Monetary Authority 3.32% Exchange Fund Notes 2026	HKD 600,000,000	2011/02/28	2026/02/25	623.82
04207	The Govt of the HKSAR of the PRC 0.85% Bonds 2013	HKD 3,500,000,000	2011/03/04	2013/03/04	3,511.20
04508	Xpress Group Ltd. 15.0% Non-Convertible Bonds 2016	HKD 105,633,400	2011/03/15	2016/03/10	105.63
04188 #	Hong Kong Monetary Authority 1.67% Exchange Fund Notes 2014	HKD 1,200,000,000	2011/03/21	2014/03/24	1,223.40
04013	Hong Kong Monetary Authority 1.91% Exchange Fund Notes 2016	HKD 1,000,000,000	2011/03/22	2016/03/21	1,007.60
Total					24,958.35

Main Board Unit Trusts and Mutual Funds

Unit Trusts and Mutual Funds Trading Statistics

		Exchange Traded Fund (ETF) (HK\$ mil.)	Real Estate Investment Trusts (REITs) (HK\$ mil.)	Others (HK\$ mil.)	Total (HK\$ mil.)	% of market total (HK\$ mil.)
2010	Q1	108,553.03	9,219.80	147.40	117,920.23	3.01
	Q2	136,150.74	10,809.77	176.89	147,137.40	3.94
	Q3	137,121.96	10,860.01	182.56	148,164.53	3.77
	Q4	222,632.25	13,000.51	234.47	235,867.23	4.29
2011	Q1	158,281.12	13,623.13	220.01	172,124.26	3.67

Note: 1. Turnover value traded in non-HKD currency securities have been included start from 29 November 2010

Unit Trusts and Mutual Funds Market Value

		No. of issues	Exchange Traded Funds (ETF) (HK\$ mil.)	No. of issues	Real Estate Investment Trusts (REITs) (HK\$ mil.)	No. of issues	Others (HK\$ mil.)	No. of issues	Total (HK\$ mil.)
2010	Q1	61	501,813.45	7	76,649.30	2	2,915.77	70	581,378.53
	Q2	62	584,399.19	8	82,806.33	2	2,617.20	72	669,822.73
	Q3	66	647,219.69	8	95,248.94	2	2,972.33	76	745,440.96
	Q4	69	696,344.55	8	102,876.43	2	3,034.79	79	802,255.77
2011	Q1	72	690,953.11	8	104,083.69	2	3,034.79	82	798,071.59

New Listing Unit Trust and Mutual Funds Statistics

		No. of newly listed unit trust and mutual funds	Funds raised (HK\$ mil.)
2010	Q1	18	–
	Q2	2	–
	Q3	4	–
	Q4	3	–
2011	Q1	3	–

Main Board Unit Trusts and Mutual Funds

Newly Listed Unit Trust and Mutual Funds

for 1st quarter 2011

Code	Unit trust and Mutual funds	Fund manager	Issue price (HK\$)	Amount raised (HK\$ mil)	Listing date
02839	W.I.S.E. – CSI HK Listed Mainland Real Estate Tracker	BOCI-Prudential Asset Management Ltd.	n.a.	n.a.	2011/01/11
02817	W.I.S.E. – CSI HK Listed Mainland Consumption Tracker	BOCI-Prudential Asset Management Ltd.	n.a.	n.a.	2011/01/11
02835	Mirae Asset TIGER KOSPI 200 ETF	Mirae Asset Global Investments (Hong Kong) Ltd.	n.a.	n.a.	2011/01/17

Main Board Callable Bull/Bear Contracts

Callable Bull / Bear Contracts Trading Statistics

		Number	Market value (HK\$ mil.)	Turnover value (HK\$ mil.)
2010	Q1	1,331	60,652.40	290,147.62
	Q2	1,020	43,060.09	299,639.52
	Q3	974	40,872.16	351,106.38
	Q4	1,064	49,816.76	514,510.75
2011	Q1	974	43,399.41	367,097.05

New Listings Callable Bull / Bear Contracts Statistics

		No. of newly listed CBBC	Amount raised (HK\$ mil.)
2010	Q1	1,886	103,866.53
	Q2	1,473	74,636.30
	Q3	1,369	73,903.10
	Q4	1,813	107,647.20
2011	Q1	1,449	80,829.55

Main Board Callable Bull/Bear Contracts

Newly Listed Callable Bull / Bear Contracts

for 1st quarter 2011

Code	Callable Bull / Bear Contracts	No. of issue (units)	Listing date	Expiry	Amount raised (HK\$ mil.)
66959	Credit Suisse AG - HSI R Bull CBBC May 2011 B	390,000,000	2011/01/03	2011/05/30	97.50
66966	UBS AG - HSI R Bull CBBC May 2011 T	200,000,000	2011/01/03	2011/05/30	50.00
66961	UBS AG - ICBC R Bull CBBC May 2011 A	100,000,000	2011/01/03	2011/05/30	25.00
66997	BNP Paribas Arbit Issu B.V. - HSI R Bear CBBC Jun 2011 I	200,000,000	2011/01/04	2011/06/29	50.00
66998	BNP Paribas Arbit Issu B.V. - HSI R Bear CBBC Jun 2011 J	200,000,000	2011/01/04	2011/06/29	50.00
66999	BNP Paribas Arbit Issu B.V. - HSI R Bear CBBC Jun 2011 K	200,000,000	2011/01/04	2011/06/29	50.00
67000	BNP Paribas Arbit Issu B.V. - HSI R Bear CBBC Jun 2011 L	200,000,000	2011/01/04	2011/06/29	54.00
67004	BNP Paribas Arbit Issu B.V. - HSI R Bear CBBC Jun 2011 M	200,000,000	2011/01/04	2011/06/29	58.00
67005	BNP Paribas Arbit Issu B.V. - HSI R Bear CBBC Jun 2011 N	200,000,000	2011/01/04	2011/06/29	62.00
67006	BNP Paribas Arbit Issu B.V. - HSI R Bear CBBC Jun 2011 O	200,000,000	2011/01/04	2011/06/29	66.00
67007	BNP Paribas Arbit Issu B.V. - HSI R Bear CBBC Jun 2011 P	200,000,000	2011/01/04	2011/06/29	70.00
67009	BNP Paribas Arbit Issu B.V. - HSI R Bear CBBC Jun 2011 Q	200,000,000	2011/01/04	2011/06/29	74.00
67010	BNP Paribas Arbit Issu B.V. - HSI R Bear CBBC Jun 2011 R	200,000,000	2011/01/04	2011/06/29	78.00
67011	BNP Paribas Arbit Issu B.V. - HSI R Bear CBBC Jun 2011 S	200,000,000	2011/01/04	2011/06/29	82.00
66970	Credit Suisse AG - HSI R Bull CBBC Apr 2011 F	180,000,000	2011/01/04	2011/04/28	45.00
66976	Credit Suisse AG - HSI R Bear CBBC Apr 2011 W	390,000,000	2011/01/04	2011/04/28	97.50
66971	Deutsche Bank AG - HSI R Bull CBBC Apr 2011 F	300,000,000	2011/01/04	2011/04/28	75.00
66972	Deutsche Bank AG - HSI R Bear CBBC Apr 2011 Q	300,000,000	2011/01/04	2011/04/28	75.00
66973	Deutsche Bank AG - HSI R Bear CBBC May 2011 Q	300,000,000	2011/01/04	2011/05/30	84.00
66977	KBC Fin Products Int'l Ltd. - HSI R Bull CBBC May 2011 I	128,000,000	2011/01/04	2011/05/30	32.00
66978	KBC Fin Products Int'l Ltd. - HSI R Bear CBBC Apr 2011 H	128,000,000	2011/01/04	2011/04/28	32.00
66979	KBC Fin Products Int'l Ltd. - HSI R Bear CBBC Apr 2011 V	128,000,000	2011/01/04	2011/04/28	39.68
66983	RB of Scotland N.V. - COVS R Bull CBBC Apr 2011 A	80,000,000	2011/01/04	2011/04/18	27.28
66987	RB of Scotland N.V. - HSBC R Bull CBBC Apr 2011 A	80,000,000	2011/01/04	2011/04/18	20.00
66989	RB of Scotland N.V. - HSBC R Bear CBBC Apr 2011 B	80,000,000	2011/01/04	2011/04/18	20.00
66992	RB of Scotland N.V. - TCH R Bull CBBC Apr 2011 A	80,000,000	2011/01/04	2011/04/18	23.92
66996	RB of Scotland N.V. - TCH R Bear CBBC Apr 2011 B	80,000,000	2011/01/04	2011/04/18	23.36
66981	UBS AG - CC Bank R Bull CBBC May 2011 A	100,000,000	2011/01/04	2011/05/23	25.00
66967	UBS AG - HSI R Bull CBBC Apr 2011 W	200,000,000	2011/01/04	2011/04/28	50.00
66982	UBS AG - HSI R Bear CBBC May 2011 R	200,000,000	2011/01/04	2011/05/30	50.00
64506#	BNP Paribas Arbit Issu B.V. - HSI R Bull CBBC Aug 2011 D	100,000,000	2011/01/04	2011/08/30	12.30
67060	Credit Suisse AG - HKEx R Bear CBBC Apr 2011 B	100,000,000	2011/01/05	2011/04/18	25.00
67062	Credit Suisse AG - HSI R Bull CBBC Apr 2011 S	180,000,000	2011/01/05	2011/04/28	45.00
67057	Credit Suisse AG - HSI R Bull CBBC Jun 2011 X	300,000,000	2011/01/05	2011/06/29	75.00
67059	Credit Suisse AG - HSI R Bear CBBC Apr 2011 T	300,000,000	2011/01/05	2011/04/28	75.00
67061	Credit Suisse AG - TCH R Bear CBBC Apr 2011 B	100,000,000	2011/01/05	2011/04/18	25.00
67067	Deutsche Bank AG - HSI R Bull CBBC Apr 2011 S	300,000,000	2011/01/05	2011/04/28	75.00
67053	Deutsche Bank AG - HSI R Bull CBBC Apr 2011 U	300,000,000	2011/01/05	2011/04/28	75.00
67055	Deutsche Bank AG - HSI R Bull CBBC May 2011 T	300,000,000	2011/01/05	2011/05/30	75.00
67068	Deutsche Bank AG - HSI R Bull CBBC Jul 2011 Q	300,000,000	2011/01/05	2011/07/28	81.00
67066	KBC Fin Products Int'l Ltd. - HSI R Bull CBBC Apr 2011 W	128,000,000	2011/01/05	2011/04/28	32.00
67071	KBC Fin Products Int'l Ltd. - HSI R Bear CBBC Apr 2011 T	128,000,000	2011/01/05	2011/04/28	32.00

Main Board Callable Bull/Bear Contracts

Code	Callable Bull / Bear Contracts	No. of issue (units)	Listing date	Expiry	Amount raised (HK\$ mil.)
67018	SGA Societe Generale Acceptance N.V. - HSI R Bull CBBC Apr11A	300,000,000	2011/01/05	2011/04/28	75.00
67012	SGA Societe Generale Acceptance N.V. - HSI R Bull CBBC Apr11W	300,000,000	2011/01/05	2011/04/28	75.00
67013	SGA Societe Generale Acceptance N.V. - HSI R Bull CBBC Apr11X	300,000,000	2011/01/05	2011/04/28	75.00
67014	SGA Societe Generale Acceptance N.V. - HSI R Bull CBBC Apr11Y	300,000,000	2011/01/05	2011/04/28	75.00
67015	SGA Societe Generale Acceptance N.V. - HSI R Bull CBBC Apr11Z	300,000,000	2011/01/05	2011/04/28	75.00
67022	SGA Societe Generale Acceptance N.V. - HSI R Bull CBBC May11Z	300,000,000	2011/01/05	2011/05/30	75.00
67023	SGA Societe Generale Acceptance N.V. - HSI R Bull CBBC Jun11M	300,000,000	2011/01/05	2011/06/29	75.00
67024	SGA Societe Generale Acceptance N.V. - HSI R Bull CBBC Jun11N	300,000,000	2011/01/05	2011/06/29	75.00
67025	SGA Societe Generale Acceptance N.V. - HSI R Bull CBBC Jun11O	300,000,000	2011/01/05	2011/06/29	75.00
67026	SGA Societe Generale Acceptance N.V. - HSI R Bull CBBC Jun11P	300,000,000	2011/01/05	2011/06/29	75.00
67027	SGA Societe Generale Acceptance N.V. - HSI R Bull CBBC Jul11A	300,000,000	2011/01/05	2011/07/28	76.50
67028	SGA Societe Generale Acceptance N.V. - HSI R Bull CBBC Jul11B	300,000,000	2011/01/05	2011/07/28	75.00
67029	SGA Societe Generale Acceptance N.V. - HSI R Bull CBBC Jul11C	300,000,000	2011/01/05	2011/07/28	75.00
67030	SGA Societe Generale Acceptance N.V. - HSI R Bull CBBC Jul11D	300,000,000	2011/01/05	2011/07/28	75.00
67031	SGA Societe Generale Acceptance N.V. - HSI R Bull CBBC Jul11E	300,000,000	2011/01/05	2011/07/28	75.00
67032	SGA Societe Generale Acceptance N.V. - HSI R Bear CBBC Jun11Q	300,000,000	2011/01/05	2011/06/29	75.00
67033	SGA Societe Generale Acceptance N.V. - HSI R Bear CBBC Jun11R	300,000,000	2011/01/05	2011/06/29	75.00
67034	SGA Societe Generale Acceptance N.V. - HSI R Bear CBBC Jun11S	300,000,000	2011/01/05	2011/06/29	75.00
67035	SGA Societe Generale Acceptance N.V. - HSI R Bear CBBC Jun11T	300,000,000	2011/01/05	2011/06/29	75.00
67036	SGA Societe Generale Acceptance N.V. - HSI R Bear CBBC Jun11U	300,000,000	2011/01/05	2011/06/29	75.00
67038	SGA Societe Generale Acceptance N.V. - HSI R Bear CBBC Jun11V	300,000,000	2011/01/05	2011/06/29	75.00
67039	SGA Societe Generale Acceptance N.V. - HSI R Bear CBBC Jun11W	300,000,000	2011/01/05	2011/06/29	75.00
67040	SGA Societe Generale Acceptance N.V. - HSI R Bear CBBC Jun11X	300,000,000	2011/01/05	2011/06/29	75.00
67041	SGA Societe Generale Acceptance N.V. - HSI R Bear CBBC Jun11Y	300,000,000	2011/01/05	2011/06/29	75.00
67043	SGA Societe Generale Acceptance N.V. - HSI R Bear CBBC Jun11Z	300,000,000	2011/01/05	2011/06/29	75.00
67046	SGA Societe Generale Acceptance N.V. - HSI R Bear CBBC Jul11F	300,000,000	2011/01/05	2011/07/28	75.00
67047	SGA Societe Generale Acceptance N.V. - HSI R Bear CBBC Jul11G	300,000,000	2011/01/05	2011/07/28	75.00
67048	SGA Societe Generale Acceptance N.V. - HSI R Bear CBBC Jul11H	300,000,000	2011/01/05	2011/07/28	78.00
67050	SGA Societe Generale Acceptance N.V. - HSI R Bear CBBC Jul11I	300,000,000	2011/01/05	2011/07/28	82.50
67065	UBS AG - HSI R Bull CBBC May 2011 Y	200,000,000	2011/01/05	2011/05/30	50.00
67051	UBS AG - HSI R Bear CBBC Apr 2011 L	200,000,000	2011/01/05	2011/04/28	50.00
67102	BNP Paribas Arbit Issu B.V. - HSI R Bull CBBC Dec 2011 R	200,000,000	2011/01/06	2011/12/29	50.00
67103	BNP Paribas Arbit Issu B.V. - HSI R Bull CBBC Dec 2011 S	200,000,000	2011/01/06	2011/12/29	50.00
67069	Credit Suisse AG - HSI R Bear CBBC Apr 2011 M	390,000,000	2011/01/06	2011/04/28	97.50
67072	Deutsche Bank AG - HSI R Bear CBBC Apr 2011 A	300,000,000	2011/01/06	2011/04/28	75.00
67083	RB of Scotland N.V. - China Mobile R Bull CBBC Apr 2011 A	80,000,000	2011/01/06	2011/04/18	20.00
67085	RB of Scotland N.V. - China Mobile R Bear CBBC Apr 2011 B	80,000,000	2011/01/06	2011/04/18	20.00
67089	RB of Scotland N.V. - China Coal R Bull CBBC Apr 2011 A	80,000,000	2011/01/06	2011/04/28	20.00
67090	RB of Scotland N.V. - CM Bank R Bull CBBC Apr 2011 A	80,000,000	2011/01/06	2011/04/28	31.20
67092	RB of Scotland N.V. - Esprit R Bull CBBC Apr 2011 A	80,000,000	2011/01/06	2011/04/27	20.00
67093	RB of Scotland N.V. - Li & Fung R Bull CBBC Apr 2011 A	80,000,000	2011/01/06	2011/04/27	20.00
67094	RB of Scotland N.V. - Ping An R Bull CBBC Apr 2011 A	80,000,000	2011/01/06	2011/04/06	20.00
67095	RB of Scotland N.V. - SHK Ppt R Bull CBBC Apr 2011 A	80,000,000	2011/01/06	2011/04/27	20.00
67096	RB of Scotland N.V. - Yanzhou Coal R Bull CBBC Apr 2011 A	80,000,000	2011/01/06	2011/04/29	52.64
67078	UBS AG - HSI R Bull CBBC May 2011 Z	200,000,000	2011/01/06	2011/05/30	50.00

Main Board Callable Bull/Bear Contracts

Code	Callable Bull / Bear Contracts	No. of issue (units)	Listing date	Expiry	Amount raised (HK\$ mil.)
67073	UBS AG - HSI R Bull CBBC Jun 2011 H	200,000,000	2011/01/06	2011/06/29	50.00
67074	UBS AG - HSI R Bull CBBC Jun 2011 I	200,000,000	2011/01/06	2011/06/29	50.00
67080	UBS AG - HSI R Bull CBBC Jul 2011 B	200,000,000	2011/01/06	2011/07/28	50.00
67081	UBS AG - HSI R Bear CBBC Jun 2011 J	200,000,000	2011/01/06	2011/06/29	50.00
67082	UBS AG - HSI R Bear CBBC Jun 2011 K	200,000,000	2011/01/06	2011/06/29	50.00
67105	Credit Suisse AG - HSI R Bull CBBC Apr 2011 A	180,000,000	2011/01/07	2011/04/28	45.00
67114	J P Morgan SP BV - HSI R Bull CBBC Apr 2011 B	200,000,000	2011/01/07	2011/04/28	50.00
67109	SGA Societe Generale Acceptance N.V. - HSI R Bull CBBC Jul11J	300,000,000	2011/01/07	2011/07/28	75.00
67110	SGA Societe Generale Acceptance N.V. - HSI R Bull CBBC Jul11K	300,000,000	2011/01/07	2011/07/28	75.00
67111	SGA Societe Generale Acceptance N.V. - HSI R Bull CBBC Jul11L	300,000,000	2011/01/07	2011/07/28	75.00
67112	SGA Societe Generale Acceptance N.V. - HSI R Bull CBBC Jul11M	300,000,000	2011/01/07	2011/07/28	75.00
67113	SGA Societe Generale Acceptance N.V. - HSI R Bull CBBC Jul11N	300,000,000	2011/01/07	2011/07/28	75.00
67104	UBS AG - HSI R Bear CBBC May 2011 B	200,000,000	2011/01/07	2011/05/30	50.00
67138	BNP Paribas Arbit Issu B.V. - HSI R Bull CBBC Sep 2011 L	200,000,000	2011/01/10	2011/09/29	50.00
67139	BNP Paribas Arbit Issu B.V. - HSI R Bull CBBC Sep 2011 M	200,000,000	2011/01/10	2011/09/29	50.00
67141	BNP Paribas Arbit Issu B.V. - HSI R Bull CBBC Oct 2011 Y	200,000,000	2011/01/10	2011/10/28	50.00
67142	BNP Paribas Arbit Issu B.V. - HSI R Bull CBBC Nov 2011 S	200,000,000	2011/01/10	2011/11/29	50.00
67122	Credit Suisse AG - HSI R Bull CBBC May 2011 S	180,000,000	2011/01/10	2011/05/30	45.00
67128	Credit Suisse AG - HSI R Bull CBBC May 2011 T	390,000,000	2011/01/10	2011/05/30	97.50
67129	Credit Suisse AG - HSI R Bull CBBC Jun 2011 Y	390,000,000	2011/01/10	2011/06/29	97.50
67115	Credit Suisse AG - HSI R Bear CBBC Apr 2011 N	180,000,000	2011/01/10	2011/04/28	45.00
67118	Credit Suisse AG - HSI R Bear CBBC May 2011 Q	300,000,000	2011/01/10	2011/05/30	75.00
67130	Deutsche Bank AG - HSI R Bull CBBC Jul 2011 R	300,000,000	2011/01/10	2011/07/28	81.00
67136	Deutsche Bank AG - HSI R Bull CBBC Jul 2011 S	300,000,000	2011/01/10	2011/07/28	75.00
67143	Deutsche Bank AG - HSI R Bull CBBC Jul 2011 T	300,000,000	2011/01/10	2011/07/28	78.00
67137	Deutsche Bank AG - HSI R Bull CBBC Aug 2011 R	300,000,000	2011/01/10	2011/08/30	87.00
67121	Deutsche Bank AG - HSI R Bear CBBC Apr 2011 M	300,000,000	2011/01/10	2011/04/28	75.00
67127	Deutsche Bank AG - HSI R Bear CBBC May 2011 U	300,000,000	2011/01/10	2011/05/30	81.00
67162	KBC Fin Products Int'l Ltd. - HSI R Bull CBBC Apr 2011 Z	128,000,000	2011/01/10	2011/04/28	32.00
67163	KBC Fin Products Int'l Ltd. - HSI R Bull CBBC May 2011 J	128,000,000	2011/01/10	2011/05/30	32.00
67164	KBC Fin Products Int'l Ltd. - HSI R Bull CBBC May 2011 K	158,000,000	2011/01/10	2011/05/30	39.50
67165	KBC Fin Products Int'l Ltd. - HSI R Bull CBBC May 2011 L	128,000,000	2011/01/10	2011/05/30	32.00
67166	KBC Fin Products Int'l Ltd. - HSI R Bull CBBC Jun 2011 A	158,000,000	2011/01/10	2011/06/29	39.50
67144	RB of Scotland N.V. - HSI R Bull CBBC Apr 2011 A	250,000,000	2011/01/10	2011/04/28	62.50
67145	RB of Scotland N.V. - HSI R Bull CBBC Apr 2011 B	250,000,000	2011/01/10	2011/04/28	62.50
67146	RB of Scotland N.V. - HSI R Bull CBBC Apr 2011 C	250,000,000	2011/01/10	2011/04/28	62.50
67147	UBS AG - China Life R Bull CBBC May 2011 B	100,000,000	2011/01/10	2011/05/30	25.00
67167	UBS AG - HSI R Bull CBBC May 2011 F	200,000,000	2011/01/10	2011/05/30	50.00
67169	UBS AG - HSI R Bull CBBC Jun 2011 N	200,000,000	2011/01/10	2011/06/29	50.00
67148	UBS AG - HSI R Bear CBBC May 2011 O	200,000,000	2011/01/10	2011/05/30	50.00
67149	UBS AG - HSI R Bear CBBC May 2011 P	200,000,000	2011/01/10	2011/05/30	50.00
67120	UBS AG - HSI R Bear CBBC Jun 2011 L	200,000,000	2011/01/10	2011/06/29	50.00
67157	UBS AG - HSI R Bear CBBC Jun 2011 M	200,000,000	2011/01/10	2011/06/29	50.00
67236	BNP Paribas Arbit Issu B.V. - HSI R Bull CBBC Oct 2011 Z	200,000,000	2011/01/11	2011/10/28	50.00
67237	BNP Paribas Arbit Issu B.V. - HSI R Bull CBBC Nov 2011 T	200,000,000	2011/01/11	2011/11/29	50.00

Main Board Callable Bull/Bear Contracts

Code	Callable Bull / Bear Contracts	No. of issue (units)	Listing date	Expiry	Amount raised (HK\$ mil.)
67268	Credit Suisse AG - A50 China R Bull CBBC May 2011 B	100,000,000	2011/01/11	2011/05/16	25.00
67269	Credit Suisse AG - A50 China R Bull CBBC May 2011 C	100,000,000	2011/01/11	2011/05/30	25.00
67266	Credit Suisse AG - HKEEx R Bull CBBC May 2011 B	100,000,000	2011/01/11	2011/05/16	25.00
67188	Credit Suisse AG - HSI R Bull CBBC May 2011 W	210,000,000	2011/01/11	2011/05/30	52.50
67206	Credit Suisse AG - HSI R Bull CBBC May 2011 X	210,000,000	2011/01/11	2011/05/30	52.50
67191	Credit Suisse AG - HSI R Bull CBBC Jun 2011 H	210,000,000	2011/01/11	2011/06/29	52.50
67190	Credit Suisse AG - HSI R Bull CBBC Jun 2011 Z	210,000,000	2011/01/11	2011/06/29	52.50
67201	Credit Suisse AG - HSI R Bull CBBC Jul 2011 F	210,000,000	2011/01/11	2011/07/28	52.50
67204	Credit Suisse AG - HSI R Bull CBBC Jul 2011 H	210,000,000	2011/01/11	2011/07/28	52.50
67189	Credit Suisse AG - HSI R Bull CBBC Jul 2011 M	210,000,000	2011/01/11	2011/07/28	73.50
67193	Credit Suisse AG - HSI R Bull CBBC Jul 2011 N	210,000,000	2011/01/11	2011/07/28	66.15
67207	Credit Suisse AG - HSI R Bull CBBC Aug 2011 A	210,000,000	2011/01/11	2011/08/30	52.50
67211	Credit Suisse AG - HSI R Bull CBBC Aug 2011 B	210,000,000	2011/01/11	2011/08/30	52.50
67212	Credit Suisse AG - HSI R Bull CBBC Aug 2011 C	210,000,000	2011/01/11	2011/08/30	52.50
67213	Credit Suisse AG - HSI R Bull CBBC Aug 2011 D	210,000,000	2011/01/11	2011/08/30	52.50
67203	Credit Suisse AG - HSI R Bull CBBC Aug 2011 E	210,000,000	2011/01/11	2011/08/30	52.50
67215	Credit Suisse AG - HSI R Bear CBBC Apr 2011 B	210,000,000	2011/01/11	2011/04/28	52.50
67228	Credit Suisse AG - HSI R Bear CBBC Apr 2011 J	210,000,000	2011/01/11	2011/04/28	52.50
67214	Credit Suisse AG - HSI R Bear CBBC Apr 2011 L	210,000,000	2011/01/11	2011/04/28	52.50
67216	Credit Suisse AG - HSI R Bear CBBC May 2011 A	210,000,000	2011/01/11	2011/05/30	52.50
67220	Credit Suisse AG - HSI R Bear CBBC May 2011 U	210,000,000	2011/01/11	2011/05/30	52.50
67221	Credit Suisse AG - HSI R Bear CBBC May 2011 V	210,000,000	2011/01/11	2011/05/30	52.50
67222	Credit Suisse AG - HSI R Bear CBBC Jun 2011 G	210,000,000	2011/01/11	2011/06/29	52.50
67227	Credit Suisse AG - HSI R Bear CBBC Jun 2011 I	210,000,000	2011/01/11	2011/06/29	52.50
67226	Credit Suisse AG - HSI R Bear CBBC Jun 2011 J	210,000,000	2011/01/11	2011/06/29	52.50
67223	Credit Suisse AG - HSI R Bear CBBC Jun 2011 K	210,000,000	2011/01/11	2011/06/29	52.50
67229	Credit Suisse AG - HSI R Bear CBBC Jul 2011 K	210,000,000	2011/01/11	2011/07/28	52.50
67230	Credit Suisse AG - HSI R Bear CBBC Jul 2011 L	210,000,000	2011/01/11	2011/07/28	52.50
67205	Credit Suisse AG - HSI R Bear CBBC Jul 2011 O	210,000,000	2011/01/11	2011/07/28	52.50
67238	Credit Suisse AG - HSI R Bear CBBC Jul 2011 P	210,000,000	2011/01/11	2011/07/28	67.20
67241	Credit Suisse AG - HSI R Bear CBBC Aug 2011 F	210,000,000	2011/01/11	2011/08/30	71.40
67242	Credit Suisse AG - HSI R Bear CBBC Aug 2011 G	210,000,000	2011/01/11	2011/08/30	61.95
67261	Credit Suisse AG - Hutchison R Bull CBBC Jun 2011 A	100,000,000	2011/01/11	2011/06/07	25.00
67262	Credit Suisse AG - Hutchison R Bull CBBC Jun 2011 B	100,000,000	2011/01/11	2011/06/07	25.00
67257	Credit Suisse AG - Hutchison R Bear CBBC May 2011 A	100,000,000	2011/01/11	2011/05/09	25.00
67267	Credit Suisse AG - TCH R Bull CBBC May 2011 B	100,000,000	2011/01/11	2011/05/30	25.00
67244	Deutsche Bank AG - A50 China R Bull CBBC Apr 2011 E	80,000,000	2011/01/11	2011/04/20	20.00
67243	Deutsche Bank AG - HSI R Bull CBBC May 2011 S	300,000,000	2011/01/11	2011/05/30	78.00
67232	Deutsche Bank AG - HSI R Bull CBBC Jun 2011 U	300,000,000	2011/01/11	2011/06/29	75.00
67233	Deutsche Bank AG - HSI R Bull CBBC Jun 2011 V	300,000,000	2011/01/11	2011/06/29	84.00
67231	Deutsche Bank AG - HSI R Bear CBBC Apr 2011 L	300,000,000	2011/01/11	2011/04/28	75.00
67172	HK Bank - HSI R Bull CBBC Jul 2011 C	200,000,000	2011/01/11	2011/07/28	50.00
67173	HK Bank - HSI R Bull CBBC Jul 2011 D	200,000,000	2011/01/11	2011/07/28	50.00
67245	J P Morgan SP BV - HSI R Bull CBBC Apr 2011 C	200,000,000	2011/01/11	2011/04/28	50.00
67246	J P Morgan SP BV - HSI R Bull CBBC Apr 2011 D	200,000,000	2011/01/11	2011/04/28	50.00

Main Board Callable Bull/Bear Contracts

Code	Callable Bull / Bear Contracts	No. of issue (units)	Listing date	Expiry	Amount raised (HK\$ mil.)
67247	J P Morgan SP BV - HSI R Bull CBBC Apr 2011 E	200,000,000	2011/01/11	2011/04/28	50.00
67248	J P Morgan SP BV - HSI R Bear CBBC Apr 2011 F	200,000,000	2011/01/11	2011/04/28	50.00
67249	J P Morgan SP BV - HSI R Bear CBBC Apr 2011 G	200,000,000	2011/01/11	2011/04/28	50.00
67250	J P Morgan SP BV - HSI R Bear CBBC Apr 2011 H	200,000,000	2011/01/11	2011/04/28	50.00
67251	J P Morgan SP BV - HSI R Bear CBBC Apr 2011 I	200,000,000	2011/01/11	2011/04/28	50.00
67252	J P Morgan SP BV - HSI R Bear CBBC Apr 2011 J	200,000,000	2011/01/11	2011/04/28	50.00
67253	J P Morgan SP BV - HSI R Bear CBBC Apr 2011 K	200,000,000	2011/01/11	2011/04/28	50.00
67256	J P Morgan SP BV - HSI R Bear CBBC Apr 2011 L	200,000,000	2011/01/11	2011/04/28	50.00
67170	Merrill Lynch Int'l & Co. C.V. - HSI R Bull CBBC Apr 2011 E	100,000,000	2011/01/11	2011/04/28	15.00
67176	Merrill Lynch Int'l & Co. C.V. - HSI R Bear CBBC Apr 2011 F	100,000,000	2011/01/11	2011/04/28	15.00
67180	Merrill Lynch Int'l & Co. C.V. - HSI R Bear CBBC Apr 2011 G	100,000,000	2011/01/11	2011/04/28	25.00
67171	Merrill Lynch Int'l & Co. C.V. - HSI R Bear CBBC May 2011 B	100,000,000	2011/01/11	2011/05/30	18.60
67234	UBS AG - HSI R Bull CBBC Apr 2011 M	200,000,000	2011/01/11	2011/04/28	50.00
67235	UBS AG - HSI R Bull CBBC May 2011 R	200,000,000	2011/01/11	2011/05/30	50.00
67187	UBS AG - HSI R Bear CBBC Jun 2011 O	250,000,000	2011/01/11	2011/06/29	62.50
67305	BNP Paribas Arbit Issu B.V. - HSI R Bull CBBC Sep 2011 N	200,000,000	2011/01/12	2011/09/29	50.00
67306	BNP Paribas Arbit Issu B.V. - HSI R Bull CBBC Sep 2011 O	200,000,000	2011/01/12	2011/09/29	50.00
67290	Credit Suisse AG - HSI R Bull CBBC Jun 2011 L	210,000,000	2011/01/12	2011/06/29	52.50
67343	Credit Suisse AG - HSI R Bull CBBC Jun 2011 M	210,000,000	2011/01/12	2011/06/29	52.50
67291	Credit Suisse AG - HSI R Bull CBBC Jul 2011 Q	210,000,000	2011/01/12	2011/07/28	52.50
67293	Credit Suisse AG - HSI R Bull CBBC Jul 2011 R	210,000,000	2011/01/12	2011/07/28	52.50
67294	Credit Suisse AG - HSI R Bull CBBC Aug 2011 H	210,000,000	2011/01/12	2011/08/30	52.50
67295	Credit Suisse AG - HSI R Bull CBBC Aug 2011 I	210,000,000	2011/01/12	2011/08/30	52.50
67296	Credit Suisse AG - HSI R Bear CBBC May 2011 R	210,000,000	2011/01/12	2011/05/30	52.50
67297	Credit Suisse AG - HSI R Bear CBBC May 2011 Z	210,000,000	2011/01/12	2011/05/30	52.50
67298	Credit Suisse AG - HSI R Bear CBBC Jun 2011 N	210,000,000	2011/01/12	2011/06/29	52.50
67300	Credit Suisse AG - HSI R Bear CBBC Jun 2011 O	210,000,000	2011/01/12	2011/06/29	52.50
67301	Credit Suisse AG - HSI R Bear CBBC Jul 2011 S	210,000,000	2011/01/12	2011/07/28	52.50
67302	Credit Suisse AG - HSI R Bear CBBC Jul 2011 T	210,000,000	2011/01/12	2011/07/28	52.50
67303	Credit Suisse AG - HSI R Bear CBBC Jul 2011 U	210,000,000	2011/01/12	2011/07/28	52.50
67327	Deutsche Bank AG - DJIA R Bull CBBC Sep 2011 A	80,000,000	2011/01/12	2011/09/19	20.00
67328	Deutsche Bank AG - DJIA R Bear CBBC Sep 2011 B	80,000,000	2011/01/12	2011/09/19	20.00
67337	Deutsche Bank AG - A50 China R Bull CBBC Apr 2011 F	80,000,000	2011/01/12	2011/04/28	21.60
67339	Deutsche Bank AG - A50 China R Bull CBBC Apr 2011 G	80,000,000	2011/01/12	2011/04/27	20.00
67340	Deutsche Bank AG - A50 China R Bull CBBC Apr 2011 H	80,000,000	2011/01/12	2011/04/19	20.80
67341	Deutsche Bank AG - A50 China R Bear CBBC Apr 2011 I	80,000,000	2011/01/12	2011/04/28	20.00
67342	Deutsche Bank AG - A50 China R Bear CBBC Apr 2011 J	80,000,000	2011/01/12	2011/04/29	22.40
67346	Deutsche Bank AG - HSI R Bull CBBC Jun 2011 W	300,000,000	2011/01/12	2011/06/29	75.00
67331	Deutsche Bank AG - HSI R Bear CBBC Apr 2011 G	300,000,000	2011/01/12	2011/04/28	75.00
67330	Deutsche Bank AG - HSI R Bear CBBC Apr 2011 R	300,000,000	2011/01/12	2011/04/28	90.00
67329	Deutsche Bank AG - HSI R Bear CBBC Apr 2011 T	300,000,000	2011/01/12	2011/04/28	75.00
67332	Deutsche Bank AG - HSI R Bear CBBC May 2011 X	300,000,000	2011/01/12	2011/05/30	102.00
67333	Deutsche Bank AG - HSI R Bear CBBC Sep 2011 H	300,000,000	2011/01/12	2011/09/29	132.00
67334	Deutsche Bank AG - HSI R Bear CBBC Sep 2011 I	300,000,000	2011/01/12	2011/09/29	147.00
67335	Deutsche Bank AG - HSI R Bear CBBC Oct 2011 F	300,000,000	2011/01/12	2011/10/28	105.00

Main Board Callable Bull/Bear Contracts

Code	Callable Bull / Bear Contracts	No. of issue (units)	Listing date	Expiry	Amount raised (HK\$ mil.)
67336	Deutsche Bank AG - HSI R Bear CBBC Oct 2011 G	300,000,000	2011/01/12	2011/10/28	165.00
67270	Macquarie Bank Ltd. - HSI R Bull CBBC Apr 2011 B	200,000,000	2011/01/12	2011/04/28	50.00
67272	Macquarie Bank Ltd. - HSI R Bull CBBC May 2011 A	200,000,000	2011/01/12	2011/05/30	50.00
67286	SGA Societe Generale Acceptance N.V. - HSI R Bull CBBC Jun11U	300,000,000	2011/01/12	2011/06/29	75.00
67284	SGA Societe Generale Acceptance N.V. - HSI R Bull CBBC Jun11V	300,000,000	2011/01/12	2011/06/29	75.00
67283	SGA Societe Generale Acceptance N.V. - HSI R Bull CBBC Jun11W	300,000,000	2011/01/12	2011/06/29	75.00
67277	SGA Societe Generale Acceptance N.V. - HSI R Bull CBBC Jun11X	300,000,000	2011/01/12	2011/06/29	75.00
67274	SGA Societe Generale Acceptance N.V. - HSI R Bull CBBC Jun11Y	300,000,000	2011/01/12	2011/06/29	75.00
67273	SGA Societe Generale Acceptance N.V. - HSI R Bull CBBC Jun11Z	300,000,000	2011/01/12	2011/06/29	75.00
67289	SGA Societe Generale Acceptance N.V. - HSI R Bear CBBC Jun11R	300,000,000	2011/01/12	2011/06/29	75.00
67288	SGA Societe Generale Acceptance N.V. - HSI R Bear CBBC Jun11S	300,000,000	2011/01/12	2011/06/29	75.00
67287	SGA Societe Generale Acceptance N.V. - HSI R Bear CBBC Jun11T	300,000,000	2011/01/12	2011/06/29	75.00
67344	UBS AG - HSI R Bull CBBC Jun 2011 S	250,000,000	2011/01/12	2011/06/29	62.50
67345	UBS AG - HSI R Bull CBBC Jul 2011 E	250,000,000	2011/01/12	2011/07/28	62.50
67307	UBS AG - HSI R Bear CBBC Apr 2011 K	200,000,000	2011/01/12	2011/04/28	50.00
67308	UBS AG - HSI R Bear CBBC May 2011 S	200,000,000	2011/01/12	2011/05/30	50.00
67320	UBS AG - HSI R Bear CBBC Jun 2011 P	200,000,000	2011/01/12	2011/06/29	50.00
67321	UBS AG - HSI R Bear CBBC Jun 2011 Q	200,000,000	2011/01/12	2011/06/29	50.00
67323	UBS AG - HSI R Bear CBBC Jun 2011 R	200,000,000	2011/01/12	2011/06/29	50.00
67325	UBS AG - HSI R Bear CBBC Jul 2011 C	250,000,000	2011/01/12	2011/07/28	62.50
67326	UBS AG - HSI R Bear CBBC Jul 2011 D	250,000,000	2011/01/12	2011/07/28	62.50
67352	Credit Suisse AG - HSI R Bull CBBC Jul 2011 V	210,000,000	2011/01/13	2011/07/28	52.50
67349	Deutsche Bank AG - HSI R Bear CBBC Apr 2011 K	300,000,000	2011/01/13	2011/04/28	78.00
67350	Deutsche Bank AG - HSI R Bear CBBC May 2011 W	300,000,000	2011/01/13	2011/05/30	75.00
67348	HK Bank - HSI R Bull CBBC Jun 2011 M	200,000,000	2011/01/13	2011/06/29	50.00
67369	KBC Fin Products Int'l Ltd. - HSI R Bull CBBC May 2011 M	128,000,000	2011/01/13	2011/05/30	32.00
67370	KBC Fin Products Int'l Ltd. - HSI R Bull CBBC May 2011 N	128,000,000	2011/01/13	2011/05/30	32.00
67371	KBC Fin Products Int'l Ltd. - HSI R Bull CBBC Jun 2011 B	128,000,000	2011/01/13	2011/06/29	32.00
67347	Merrill Lynch Int'l & Co. C.V. - HSI R Bull CBBC Jul 2011 A	100,000,000	2011/01/13	2011/07/28	25.00
67353	SGA Societe Generale Acceptance N.V. - HSI R Bull CBBC Jun11Q	300,000,000	2011/01/13	2011/06/29	75.00
67354	SGA Societe Generale Acceptance N.V. - HSI R Bear CBBC Jul11O	300,000,000	2011/01/13	2011/07/28	75.00
67355	SGA Societe Generale Acceptance N.V. - HSI R Bear CBBC Jul11P	300,000,000	2011/01/13	2011/07/28	75.00
67356	SGA Societe Generale Acceptance N.V. - HSI R Bear CBBC Jul11Q	300,000,000	2011/01/13	2011/07/28	75.00
67357	SGA Societe Generale Acceptance N.V. - HSI R Bear CBBC Jul11R	300,000,000	2011/01/13	2011/07/28	75.00
67360	SGA Societe Generale Acceptance N.V. - HSI R Bear CBBC Jul11S	300,000,000	2011/01/13	2011/07/28	75.00
67361	SGA Societe Generale Acceptance N.V. - HSI R Bear CBBC Jul11T	300,000,000	2011/01/13	2011/07/28	75.00
67362	SGA Societe Generale Acceptance N.V. - HSI R Bear CBBC Jul11U	300,000,000	2011/01/13	2011/07/28	76.50
67363	SGA Societe Generale Acceptance N.V. - HSI R Bear CBBC Jul11V	300,000,000	2011/01/13	2011/07/28	81.00
67364	SGA Societe Generale Acceptance N.V. - HSI R Bear CBBC Jul11W	300,000,000	2011/01/13	2011/07/28	85.50
67372	UBS AG - BYD Company R Bull CBBC Jul 2011 A	100,000,000	2011/01/13	2011/07/04	25.00
67374	UBS AG - CC Bank R Bull CBBC Jul 2011 A	100,000,000	2011/01/13	2011/07/11	25.00
67373	UBS AG - Cheung Kong R Bull CBBC Jun 2011 A	100,000,000	2011/01/13	2011/06/20	25.00
67380	UBS AG - A50 China R Bull CBBC Jun 2011 A	100,000,000	2011/01/13	2011/06/13	25.00
67365	UBS AG - HSI R Bull CBBC May 2011 X	250,000,000	2011/01/13	2011/05/30	62.50
67366	UBS AG - HSI R Bull CBBC Aug 2011 A	300,000,000	2011/01/13	2011/08/30	75.00

Main Board Callable Bull/Bear Contracts

Code	Callable Bull / Bear Contracts	No. of issue (units)	Listing date	Expiry	Amount raised (HK\$ mil.)
67368	UBS AG - HSI R Bear CBBC Jun 2011 T	250,000,000	2011/01/13	2011/06/29	62.50
67375	UBS AG - Hutchison R Bull CBBC Jun 2011 A	100,000,000	2011/01/13	2011/06/20	25.00
67376	UBS AG - Petrochina R Bull CBBC Jul 2011 A	100,000,000	2011/01/13	2011/07/11	25.00
67377	UBS AG - Ping An R Bull CBBC Jul 2011 A	100,000,000	2011/01/13	2011/07/04	25.00
67379	UBS AG - TCH R Bull CBBC Jul 2011 A	100,000,000	2011/01/13	2011/07/04	25.00
66955#	Credit Suisse AG - HSI R Bull CBBC Jun 2011 W	300,000,000	2011/01/13	2011/06/29	33.90
67392	Credit Suisse AG - HSI R Bull CBBC Jul 2011 W	210,000,000	2011/01/14	2011/07/28	52.50
67386	Deutsche Bank AG - HSI R Bull CBBC Nov 2011 A	400,000,000	2011/01/14	2011/11/29	100.00
67387	HK Bank - Sinopec Corp R Bull CBBC Jun 2011 D	300,000,000	2011/01/14	2011/06/28	75.00
67388	HK Bank - Sinopec Corp R Bull CBBC Aug 2011 A	300,000,000	2011/01/14	2011/08/12	75.00
67391	Macquarie Bank Ltd. - HSI R Bull CBBC Jun 2011 A	150,000,000	2011/01/14	2011/06/29	37.50
67394	RB of Scotland N.V. - HSI R Bull CBBC Apr 2011 D	250,000,000	2011/01/14	2011/04/28	62.50
67395	RB of Scotland N.V. - HSI R Bull CBBC Apr 2011 E	250,000,000	2011/01/14	2011/04/28	62.50
67396	RB of Scotland N.V. - HSI R Bear CBBC Apr 2011 F	250,000,000	2011/01/14	2011/04/28	62.50
67397	RB of Scotland N.V. - HSI R Bear CBBC Apr 2011 G	250,000,000	2011/01/14	2011/04/28	62.50
67385	SGA Societe Generale Acceptance N.V. - HSI R Bear CBBC Jul11F	300,000,000	2011/01/14	2011/07/28	100.50
67382	SGA Societe Generale Acceptance N.V. - HSI R Bear CBBC Jul11X	300,000,000	2011/01/14	2011/07/28	88.50
67383	SGA Societe Generale Acceptance N.V. - HSI R Bear CBBC Jul11Y	300,000,000	2011/01/14	2011/07/28	93.00
67384	SGA Societe Generale Acceptance N.V. - HSI R Bear CBBC Jul11Z	300,000,000	2011/01/14	2011/07/28	97.50
67393	UBS AG - HSI R Bull CBBC May 2011 U	250,000,000	2011/01/14	2011/05/30	62.50
64559#	KBC Fin Products Int'l Ltd. - HSI R Bull CBBC Feb 2011 O	120,000,000	2011/01/14	2011/02/25	30.00
67407	BNP Paribas Arbit Issu B.V. - HSI R Bear CBBC Jun 2011 T	200,000,000	2011/01/17	2011/06/29	50.00
67411	BNP Paribas Arbit Issu B.V. - HSI R Bear CBBC Jun 2011 U	200,000,000	2011/01/17	2011/06/29	50.00
67413	BNP Paribas Arbit Issu B.V. - HSI R Bear CBBC Jun 2011 V	200,000,000	2011/01/17	2011/06/29	50.00
67425	Credit Suisse AG - HSI R Bear CBBC Apr 2011 C	210,000,000	2011/01/17	2011/04/28	52.50
67408	Deutsche Bank AG - HSI R Bear CBBC Apr 2011 Q	300,000,000	2011/01/17	2011/04/28	75.00
67409	KBC Fin Products Int'l Ltd. - HSI R Bear CBBC May 2011 O	128,000,000	2011/01/17	2011/05/30	32.00
67410	KBC Fin Products Int'l Ltd. - HSI R Bear CBBC May 2011 P	128,000,000	2011/01/17	2011/05/30	32.00
67400	SGA Societe Generale Acceptance N.V. - CK(H) R Bull CBBC May11H	100,000,000	2011/01/17	2011/05/30	25.00
67401	SGA Societe Generale Acceptance N.V. - CLife R Bull CBBC May11F	100,000,000	2011/01/17	2011/05/30	57.00
67402	SGA Societe Generale Acceptance N.V. - CLife R Bull CBBC May11G	100,000,000	2011/01/17	2011/05/30	47.00
67403	SGA Societe Generale Acceptance N.V. - CLife R Bear CBBC May11H	100,000,000	2011/01/17	2011/05/30	37.00
67404	SGA Societe Generale Acceptance N.V. - HKEx R Bull CBBC May11E	150,000,000	2011/01/17	2011/05/30	37.50
67398	SGA Societe Generale Acceptance N.V. - HSI R Bear CBBC Aug11A	300,000,000	2011/01/17	2011/08/30	75.00
67399	SGA Societe Generale Acceptance N.V. - HSI R Bear CBBC Aug11B	300,000,000	2011/01/17	2011/08/30	75.00
67405	SGA Societe Generale Acceptance N.V. - HWL R Bull CBBC May11F	150,000,000	2011/01/17	2011/05/30	43.50
67406	SGA Societe Generale Acceptance N.V. - HWL R Bear CBBC May11G	150,000,000	2011/01/17	2011/05/30	37.50
67414	UBS AG - China Life R Bull CBBC Jun 2011 A	100,000,000	2011/01/17	2011/06/13	62.00
67415	UBS AG - Sinopec Corp R Bull CBBC Jun 2011 A	100,000,000	2011/01/17	2011/06/27	25.00
67421	UBS AG - A50 China R Bull CBBC Jun 2011 B	100,000,000	2011/01/17	2011/06/27	25.00
67416	UBS AG - HKEx R Bull CBBC Jun 2011 A	100,000,000	2011/01/17	2011/06/20	29.50
67419	UBS AG - HSBC R Bear CBBC Jul 2011 A	100,000,000	2011/01/17	2011/07/11	25.00
67423	UBS AG - HSI R Bull CBBC Aug 2011 B	250,000,000	2011/01/17	2011/08/30	62.50
67424	UBS AG - HSI R Bear CBBC May 2011 B	250,000,000	2011/01/17	2011/05/30	62.50
67417	UBS AG - Hutchison R Bull CBBC Jun 2011 B	100,000,000	2011/01/17	2011/06/27	25.00

Main Board Callable Bull/Bear Contracts

Code	Callable Bull / Bear Contracts	No. of issue (units)	Listing date	Expiry	Amount raised (HK\$ mil.)
67420	UBS AG - Hutchison R Bear CBBC Jul 2011 A	100,000,000	2011/01/17	2011/07/11	25.00
67418	UBS AG - TCH R Bull CBBC Jul 2011 B	100,000,000	2011/01/17	2011/07/18	28.00
67442	BNP Paribas Arbit Issu B.V. - HSI R Bull CBBC Dec 2011 T	200,000,000	2011/01/18	2011/12/29	50.00
67431	Credit Suisse AG - HSI R Bull CBBC May 2011 Y	210,000,000	2011/01/18	2011/05/30	52.50
67426	Credit Suisse AG - HSI R Bear CBBC Apr 2011 P	210,000,000	2011/01/18	2011/04/28	52.50
67427	Deutsche Bank AG - China Mobile R Bear CBBC Jun 2011 A	80,000,000	2011/01/18	2011/06/14	20.00
67428	Deutsche Bank AG - China Mobile R Bear CBBC Jun 2011 B	80,000,000	2011/01/18	2011/06/21	20.80
67441	Deutsche Bank AG - China Life R Bull CBBC Jun 2011 A	80,000,000	2011/01/18	2011/06/14	20.00
67430	Deutsche Bank AG - HSBC R Bear CBBC Jun 2011 A	80,000,000	2011/01/18	2011/06/14	20.00
67429	Deutsche Bank AG - HSI R Bull CBBC May 2011 Y	300,000,000	2011/01/18	2011/05/30	75.00
67434	UBS AG - HSI R Bull CBBC Apr 2011 L	300,000,000	2011/01/18	2011/04/28	75.00
67437	UBS AG - HSI R Bear CBBC Apr 2011 F	300,000,000	2011/01/18	2011/04/28	75.00
67438	UBS AG - HSI R Bear CBBC May 2011 O	300,000,000	2011/01/18	2011/05/30	75.00
67487	BNP Paribas Arbit Issu B.V. - HSI R Bull CBBC Dec 2011 U	200,000,000	2011/01/19	2011/12/29	50.00
67488	BNP Paribas Arbit Issu B.V. - HSI R Bull CBBC Dec 2011 V	200,000,000	2011/01/19	2011/12/29	50.00
67489	BNP Paribas Arbit Issu B.V. - HSI R Bull CBBC Dec 2011 W	200,000,000	2011/01/19	2011/12/29	50.00
67505	Credit Suisse AG - HSI R Bull CBBC Jun 2011 V	210,000,000	2011/01/19	2011/06/29	52.50
67507	Credit Suisse AG - HSI R Bull CBBC Jul 2011 Z	210,000,000	2011/01/19	2011/07/28	52.50
67500	Credit Suisse AG - HSI R Bear CBBC Apr 2011 W	210,000,000	2011/01/19	2011/04/28	52.50
67446	Credit Suisse AG - HSI R Bear CBBC Apr 2011 X	210,000,000	2011/01/19	2011/04/28	52.50
67453	Credit Suisse AG - HSI R Bear CBBC May 2011 M	210,000,000	2011/01/19	2011/05/30	52.50
67454	Credit Suisse AG - HSI R Bear CBBC May 2011 P	210,000,000	2011/01/19	2011/05/30	52.50
67455	Credit Suisse AG - HSI R Bear CBBC Jun 2011 P	210,000,000	2011/01/19	2011/06/29	52.50
67456	Credit Suisse AG - HSI R Bear CBBC Jun 2011 Q	210,000,000	2011/01/19	2011/06/29	52.50
67501	Credit Suisse AG - HSI R Bear CBBC Jun 2011 U	210,000,000	2011/01/19	2011/06/29	52.50
67465	Credit Suisse AG - HSI R Bear CBBC Jul 2011 X	210,000,000	2011/01/19	2011/07/28	52.50
67466	Credit Suisse AG - HSI R Bear CBBC Jul 2011 Y	210,000,000	2011/01/19	2011/07/28	52.50
67491	Deutsche Bank AG - HSCEI R Bull CBBC Jun 2011 A	150,000,000	2011/01/19	2011/06/29	46.50
67492	Deutsche Bank AG - HSCEI R Bull CBBC Jun 2011 B	150,000,000	2011/01/19	2011/06/29	37.50
67494	Deutsche Bank AG - HSCEI R Bear CBBC Apr 2011 E	150,000,000	2011/01/19	2011/04/28	45.00
67499	Deutsche Bank AG - HSCEI R Bear CBBC May 2011 B	150,000,000	2011/01/19	2011/05/30	60.00
67467	Deutsche Bank AG - HSI R Bull CBBC Jun 2011 X	300,000,000	2011/01/19	2011/06/29	87.00
67471	Deutsche Bank AG - HSI R Bull CBBC Jun 2011 Y	300,000,000	2011/01/19	2011/06/29	75.00
67490	Deutsche Bank AG - HSI R Bull CBBC Jul 2011 U	300,000,000	2011/01/19	2011/07/28	75.00
67478	Deutsche Bank AG - HSI R Bear CBBC Apr 2011 N	300,000,000	2011/01/19	2011/04/28	75.00
67476	Deutsche Bank AG - HSI R Bear CBBC Apr 2011 P	300,000,000	2011/01/19	2011/04/28	75.00
67484	J P Morgan SP BV - HSI R Bull CBBC Apr 2011 M	200,000,000	2011/01/19	2011/04/28	50.00
67485	J P Morgan SP BV - HSI R Bull CBBC Apr 2011 N	200,000,000	2011/01/19	2011/04/28	50.00
67486	J P Morgan SP BV - HSI R Bull CBBC Apr 2011 O	200,000,000	2011/01/19	2011/04/28	50.00
67479	KBC Fin Products Int'l Ltd. - HSI R Bear CBBC May 2011 Q	128,000,000	2011/01/19	2011/05/30	32.00
67472	SGA Societe Generale Acceptance N.V. - HSI R Bull CBBC Jul11G	300,000,000	2011/01/19	2011/07/28	75.00
67474	SGA Societe Generale Acceptance N.V. - HSI R Bull CBBC Jul11H	300,000,000	2011/01/19	2011/07/28	75.00
67443	SGA Societe Generale Acceptance N.V. - HSI R Bear CBBC Aug11C	300,000,000	2011/01/19	2011/08/30	111.00
67444	SGA Societe Generale Acceptance N.V. - HSI R Bear CBBC Aug11D	300,000,000	2011/01/19	2011/08/30	114.00
67445	SGA Societe Generale Acceptance N.V. - HSI R Bear CBBC Aug11E	300,000,000	2011/01/19	2011/08/30	118.50

Main Board Callable Bull/Bear Contracts

Code	Callable Bull / Bear Contracts	No. of issue (units)	Listing date	Expiry	Amount raised (HK\$ mil.)
67475	SGA Societe Generale Acceptance N.V. - HSI R Bear CBBC Aug11F	300,000,000	2011/01/19	2011/08/30	75.00
67481	UBS AG - HKE X R Bull CBBC Jun 2011 B	100,000,000	2011/01/19	2011/06/27	25.00
67482	UBS AG - HSBC R Bull CBBC Jun 2011 A	100,000,000	2011/01/19	2011/06/20	25.00
67483	UBS AG - HSI R Bull CBBC Apr 2011 K	300,000,000	2011/01/19	2011/04/28	75.00
67477	UBS AG - HSI R Bear CBBC Apr 2011 M	300,000,000	2011/01/19	2011/04/28	75.00
67575	BNP Paribas Arbit Issu B.V. - HSI R Bull CBBC Dec 2011 X	200,000,000	2011/01/20	2011/12/29	50.00
67533	Credit Suisse AG - HSI R Bull CBBC May 2011 D	210,000,000	2011/01/20	2011/05/30	52.50
67583	Credit Suisse AG - HSI R Bull CBBC Jun 2011 N	210,000,000	2011/01/20	2011/06/29	52.50
67521	Credit Suisse AG - HSI R Bear CBBC Apr 2011 U	210,000,000	2011/01/20	2011/04/28	52.50
67571	Credit Suisse AG - HSI R Bear CBBC May 2011 Q	210,000,000	2011/01/20	2011/05/30	52.50
67572	Credit Suisse AG - HSI R Bear CBBC Jun 2011 G	210,000,000	2011/01/20	2011/06/29	52.50
67513	Deutsche Bank AG - China Life R Bear CBBC Jun 2011 B	100,000,000	2011/01/20	2011/06/28	48.00
67514	Deutsche Bank AG - HSBC R Bull CBBC Jun 2011 B	100,000,000	2011/01/20	2011/06/21	25.00
67515	Deutsche Bank AG - HSBC R Bull CBBC Jun 2011 C	100,000,000	2011/01/20	2011/06/14	26.00
67516	Deutsche Bank AG - HSBC R Bear CBBC Jun 2011 D	100,000,000	2011/01/20	2011/06/21	28.00
67517	Deutsche Bank AG - HSBC R Bear CBBC Jun 2011 E	100,000,000	2011/01/20	2011/06/28	30.00
67557	Deutsche Bank AG - HSI R Bull CBBC Jul 2011 V	300,000,000	2011/01/20	2011/07/28	75.00
67518	Deutsche Bank AG - HSI R Bull CBBC Aug 2011 S	300,000,000	2011/01/20	2011/08/30	84.00
67520	Deutsche Bank AG - HSI R Bull CBBC Sep 2011 J	300,000,000	2011/01/20	2011/09/29	78.00
67559	Deutsche Bank AG - HSI R Bear CBBC Apr 2011 A	300,000,000	2011/01/20	2011/04/28	75.00
67558	Deutsche Bank AG - HSI R Bear CBBC Apr 2011 C	300,000,000	2011/01/20	2011/04/28	81.00
67522	HK Bank - A50 R Bull CBBC Jun 2011 D	200,000,000	2011/01/20	2011/06/29	50.00
67527	HK Bank - A50 R Bull CBBC Jun 2011 E	200,000,000	2011/01/20	2011/06/29	50.00
67530	HK Bank - HSI R Bull CBBC Jun 2011 N	200,000,000	2011/01/20	2011/06/29	50.00
67531	HK Bank - HSI R Bull CBBC Jun 2011 O	200,000,000	2011/01/20	2011/06/29	50.00
67577	J P Morgan SP BV - HSI R Bull CBBC Apr 2011 P	200,000,000	2011/01/20	2011/04/28	50.00
67580	RB of Scotland N.V. - HSI R Bull CBBC Apr 2011 H	250,000,000	2011/01/20	2011/04/28	62.50
67585	RB of Scotland N.V. - HSI R Bull CBBC Apr 2011 I	250,000,000	2011/01/20	2011/04/28	62.50
67586	RB of Scotland N.V. - HSI R Bull CBBC Apr 2011 J	250,000,000	2011/01/20	2011/04/28	62.50
67502	SGA Societe Generale Acceptance N.V. - HSI R Bull CBBC Jul11I	300,000,000	2011/01/20	2011/07/28	75.00
67503	SGA Societe Generale Acceptance N.V. - HSI R Bull CBBC Aug11G	300,000,000	2011/01/20	2011/08/30	75.00
67540	SGA Societe Generale Acceptance N.V. - HSI R Bull CBBC Aug11M	300,000,000	2011/01/20	2011/08/30	75.00
67541	SGA Societe Generale Acceptance N.V. - HSI R Bear CBBC Jun11T	300,000,000	2011/01/20	2011/06/29	75.00
67504	SGA Societe Generale Acceptance N.V. - HSI R Bear CBBC Aug11H	300,000,000	2011/01/20	2011/08/30	109.50
67508	SGA Societe Generale Acceptance N.V. - HSI R Bear CBBC Aug11I	300,000,000	2011/01/20	2011/08/30	112.50
67509	SGA Societe Generale Acceptance N.V. - HSI R Bear CBBC Aug11J	300,000,000	2011/01/20	2011/08/30	117.00
67510	SGA Societe Generale Acceptance N.V. - HSI R Bear CBBC Aug11K	300,000,000	2011/01/20	2011/08/30	120.00
67512	SGA Societe Generale Acceptance N.V. - HSI R Bear CBBC Aug11L	300,000,000	2011/01/20	2011/08/30	124.50
67545	SGA Societe Generale Acceptance N.V. - HSI R Bear CBBC Aug11N	300,000,000	2011/01/20	2011/08/30	123.00
67546	SGA Societe Generale Acceptance N.V. - HSI R Bear CBBC Aug11O	300,000,000	2011/01/20	2011/08/30	127.50
67554	SGA Societe Generale Acceptance N.V. - HSI R Bear CBBC Aug11P	300,000,000	2011/01/20	2011/08/30	130.50
67555	SGA Societe Generale Acceptance N.V. - HSI R Bear CBBC Aug11Q	300,000,000	2011/01/20	2011/08/30	133.50
67556	SGA Societe Generale Acceptance N.V. - HSI R Bear CBBC Aug11R	300,000,000	2011/01/20	2011/08/30	138.00
67561	UBS AG - HSI R Bull CBBC Apr 2011 G	300,000,000	2011/01/20	2011/04/28	75.00
67568	UBS AG - HSI R Bull CBBC May 2011 W	300,000,000	2011/01/20	2011/05/30	75.00

Main Board Callable Bull/Bear Contracts

Code	Callable Bull / Bear Contracts	No. of issue (units)	Listing date	Expiry	Amount raised (HK\$ mil.)
67569	UBS AG - HSI R Bull CBBC Jul 2011 F	300,000,000	2011/01/20	2011/07/28	75.00
67570	UBS AG - HSI R Bear CBBC Apr 2011 B	300,000,000	2011/01/20	2011/04/28	75.00
67560	UBS AG - TCH R Bull CBBC Jun 2011 A	100,000,000	2011/01/20	2011/06/20	25.00
67609	BNP Paribas Arbit Issu B.V. - HSI R Bull CBBC Dec 2011 Y	200,000,000	2011/01/21	2011/12/29	50.00
67606	Credit Suisse AG - HSI R Bull CBBC May 2011 X	210,000,000	2011/01/21	2011/05/30	52.50
67605	Credit Suisse AG - HSI R Bear CBBC Apr 2011 T	210,000,000	2011/01/21	2011/04/28	52.50
67610	Credit Suisse AG - TCH R Bear CBBC Apr 2011 C	100,000,000	2011/01/21	2011/04/26	45.50
67601	SGA Societe Generale Acceptance N.V. - A50 R Bull CBBC May11D	150,000,000	2011/01/21	2011/05/30	37.50
67602	SGA Societe Generale Acceptance N.V. - A50 R Bull CBBC May11E	150,000,000	2011/01/21	2011/05/30	37.50
67587	SGA Societe Generale Acceptance N.V. - HSBC R Bull CBBC May11F	300,000,000	2011/01/21	2011/05/30	75.00
67588	SGA Societe Generale Acceptance N.V. - HSBC R Bull CBBC May11G	300,000,000	2011/01/21	2011/05/30	75.00
67591	SGA Societe Generale Acceptance N.V. - HWL R Bull CBBC May11H	150,000,000	2011/01/21	2011/05/30	37.50
67594	SGA Societe Generale Acceptance N.V. - HWL R Bear CBBC May11I	150,000,000	2011/01/21	2011/05/30	37.50
67595	SGA Societe Generale Acceptance N.V. - HWL R Bear CBBC May11J	150,000,000	2011/01/21	2011/05/30	37.50
67603	SGA Societe Generale Acceptance N.V. - TCH R Bull CBBC May11D	100,000,000	2011/01/21	2011/05/30	33.00
67604	SGA Societe Generale Acceptance N.V. - TCH R Bear CBBC May11E	100,000,000	2011/01/21	2011/05/30	25.00
67608	UBS AG - HSI R Bull CBBC May 2011 L	300,000,000	2011/01/21	2011/05/30	75.00
67607	UBS AG - TCH R Bear CBBC Jul 2011 C	100,000,000	2011/01/21	2011/07/25	36.00
67632	BNP Paribas Arbit Issu B.V. - HSI R Bear CBBC Jun 2011 W	200,000,000	2011/01/24	2011/06/29	50.00
67611	Credit Suisse AG - HSI R Bull CBBC Jul 2011 E	210,000,000	2011/01/24	2011/07/28	52.50
67631	Deutsche Bank AG - A50 China R Bear CBBC May 2011 A	80,000,000	2011/01/24	2011/05/16	20.00
67618	KBC Fin Products Int'l Ltd. - HSI R Bull CBBC May 2011 R	128,000,000	2011/01/24	2011/05/30	32.00
67619	KBC Fin Products Int'l Ltd. - HSI R Bull CBBC May 2011 S	128,000,000	2011/01/24	2011/05/30	32.00
67622	KBC Fin Products Int'l Ltd. - HSI R Bull CBBC Jun 2011 C	128,000,000	2011/01/24	2011/06/29	32.00
67625	KBC Fin Products Int'l Ltd. - HSI R Bull CBBC Jun 2011 D	128,000,000	2011/01/24	2011/06/29	32.00
67626	KBC Fin Products Int'l Ltd. - HSI R Bear CBBC May 2011 T	128,000,000	2011/01/24	2011/05/30	32.00
67629	KBC Fin Products Int'l Ltd. - HSI R Bear CBBC Jun 2011 E	128,000,000	2011/01/24	2011/06/29	32.00
67616	UBS AG - China Mobile R Bull CBBC May 2011 A	100,000,000	2011/01/24	2011/05/23	25.00
67615	UBS AG - HSCEI R Bull CBBC Jul 2011 A	100,000,000	2011/01/24	2011/07/28	25.00
67612	UBS AG - Hutchison R Bull CBBC Jun 2011 C	100,000,000	2011/01/24	2011/06/27	25.00
67613	UBS AG - Hutchison R Bear CBBC Jul 2011 B	100,000,000	2011/01/24	2011/07/25	25.00
67071#	KBC Fin Products Int'l Ltd. - HSI R Bear CBBC Apr 2011 T	180,000,000	2011/01/24	2011/04/28	10.08
67648	Credit Suisse AG - A50 China R Bear CBBC Apr 2011 F	100,000,000	2011/01/25	2011/04/26	25.00
67647	Credit Suisse AG - Hutchison R Bear CBBC Jun 2011 C	100,000,000	2011/01/25	2011/06/07	25.00
67642	Deutsche Bank AG - HSI R Bull CBBC Aug 2011 T	300,000,000	2011/01/25	2011/08/30	75.00
67643	UBS AG - HSI R Bull CBBC Jun 2011 U	300,000,000	2011/01/25	2011/06/29	75.00
67633	UBS AG - HSI R Bear CBBC Apr 2011 A	300,000,000	2011/01/25	2011/04/28	75.00
65748#	Merrill Lynch Int'l & Co. C.V. - HSI R Bear CBBC Apr 2011 C	150,000,000	2011/01/25	2011/04/28	25.05
67306#	BNP Paribas Arbit Issu B.V. - HSI R Bull CBBC Sep 2011 O	150,000,000	2011/01/25	2011/09/29	10.05
66532#	Deutsche Bank AG - China Mobile R Bull CBBC May 2011 A	200,000,000	2011/01/25	2011/05/23	10.60
67683	Credit Suisse AG - HSI R Bull CBBC Jul 2011 G	210,000,000	2011/01/26	2011/07/28	52.50
67663	Credit Suisse AG - HSI R Bear CBBC Apr 2011 R	210,000,000	2011/01/26	2011/04/28	52.50
67665	Deutsche Bank AG - HSI R Bull CBBC Sep 2011 K	300,000,000	2011/01/26	2011/09/29	99.00
67666	Deutsche Bank AG - HSI R Bear CBBC Apr 2011 M	300,000,000	2011/01/26	2011/04/28	75.00
67667	Deutsche Bank AG - HSI R Bear CBBC May 2011 I	300,000,000	2011/01/26	2011/05/30	75.00

Main Board Callable Bull/Bear Contracts

Code	Callable Bull / Bear Contracts	No. of issue (units)	Listing date	Expiry	Amount raised (HK\$ mil.)
67668	Deutsche Bank AG - HSI R Bear CBBC Sep 2011 L	300,000,000	2011/01/26	2011/09/29	75.00
67651	HK Bank - Hutchison R Bull CBBC Jun 2011 A	100,000,000	2011/01/26	2011/06/17	25.00
67656	HK Bank - Hutchison R Bear CBBC May 2011 A	100,000,000	2011/01/26	2011/05/05	25.00
67653	HK Bank - SHK Ppt R Bull CBBC Jun 2011 A	100,000,000	2011/01/26	2011/06/22	25.00
67657	HK Bank - SHK Ppt R Bear CBBC Jun 2011 B	100,000,000	2011/01/26	2011/06/22	25.00
67655	SGA Societe Generale Acceptance N.V. - HSI R Bull CBBC Aug11S	300,000,000	2011/01/26	2011/08/30	75.00
67654	SGA Societe Generale Acceptance N.V. - HSI R Bear CBBC Jun11R	300,000,000	2011/01/26	2011/06/29	75.00
67649	SGA Societe Generale Acceptance N.V. - HSI R Bear CBBC Jun11S	300,000,000	2011/01/26	2011/06/29	75.00
67682	UBS AG - HSI R Bull CBBC Apr 2011 F	300,000,000	2011/01/26	2011/04/28	75.00
67669	UBS AG - HSI R Bear CBBC Jun 2011 V	300,000,000	2011/01/26	2011/06/29	75.00
67670	UBS AG - HSI R Bear CBBC Jun 2011 W	300,000,000	2011/01/26	2011/06/29	75.00
67675	UBS AG - HSI R Bear CBBC Jun 2011 X	300,000,000	2011/01/26	2011/06/29	75.00
67676	UBS AG - HSI R Bear CBBC Jul 2011 G	300,000,000	2011/01/26	2011/07/28	75.00
67677	UBS AG - HSI R Bear CBBC Jul 2011 H	300,000,000	2011/01/26	2011/07/28	75.00
67678	UBS AG - HSI R Bear CBBC Jul 2011 I	300,000,000	2011/01/26	2011/07/28	75.00
67679	UBS AG - HSI R Bear CBBC Aug 2011 C	300,000,000	2011/01/26	2011/08/30	75.00
67726	BNP Paribas Arbit Issu B.V. - HSI R Bear CBBC Jun 2011 C	200,000,000	2011/01/27	2011/06/29	50.00
67695	BNP Paribas Arbit Issu B.V. - HSI R Bear CBBC Jun 2011 X	200,000,000	2011/01/27	2011/06/29	50.00
67696	BNP Paribas Arbit Issu B.V. - HSI R Bear CBBC Jun 2011 Y	200,000,000	2011/01/27	2011/06/29	52.00
67725	BNP Paribas Arbit Issu B.V. - HSI R Bear CBBC Jun 2011 Z	200,000,000	2011/01/27	2011/06/29	50.00
67684	Credit Suisse AG - HSI R Bull CBBC Jun 2011 O	210,000,000	2011/01/27	2011/06/29	52.50
67702	Credit Suisse AG - HSI R Bear CBBC Apr 2011 L	210,000,000	2011/01/27	2011/04/28	52.50
67693	Credit Suisse AG - HSI R Bear CBBC Apr 2011 M	210,000,000	2011/01/27	2011/04/28	52.50
67689	Credit Suisse AG - TCH R Bear CBBC Apr 2011 D	100,000,000	2011/01/27	2011/04/27	25.00
67727	Deutsche Bank AG - China Life R Bear CBBC Jun 2011 C	80,000,000	2011/01/27	2011/06/21	24.00
67728	Deutsche Bank AG - A50 China R Bear CBBC Jun 2011 A	80,000,000	2011/01/27	2011/06/21	20.00
67687	Deutsche Bank AG - HSI R Bull CBBC Jul 2011 W	300,000,000	2011/01/27	2011/07/28	75.00
67700	Deutsche Bank AG - HSI R Bull CBBC Aug 2011 U	300,000,000	2011/01/27	2011/08/30	75.00
67699	Deutsche Bank AG - HSI R Bear CBBC Apr 2011 L	300,000,000	2011/01/27	2011/04/28	75.00
67729	Deutsche Bank AG - HSI R Bear CBBC Apr 2011 T	300,000,000	2011/01/27	2011/04/28	75.00
67704	KBC Fin Products Int'l Ltd. - HSI R Bull CBBC Apr 2011 X	128,000,000	2011/01/27	2011/04/28	32.00
67705	KBC Fin Products Int'l Ltd. - HSI R Bull CBBC May 2011 U	128,000,000	2011/01/27	2011/05/30	38.40
67706	KBC Fin Products Int'l Ltd. - HSI R Bull CBBC May 2011 V	128,000,000	2011/01/27	2011/05/30	35.84
67707	KBC Fin Products Int'l Ltd. - HSI R Bull CBBC Jun 2011 F	128,000,000	2011/01/27	2011/06/29	35.84
67708	KBC Fin Products Int'l Ltd. - HSI R Bull CBBC Jun 2011 G	128,000,000	2011/01/27	2011/06/29	32.00
67710	KBC Fin Products Int'l Ltd. - HSI R Bull CBBC Jun 2011 H	128,000,000	2011/01/27	2011/06/29	32.00
67711	KBC Fin Products Int'l Ltd. - HSI R Bull CBBC Jul 2011 A	128,000,000	2011/01/27	2011/07/28	33.28
67712	KBC Fin Products Int'l Ltd. - HSI R Bull CBBC Jul 2011 B	128,000,000	2011/01/27	2011/07/28	32.00
67713	KBC Fin Products Int'l Ltd. - HSI R Bull CBBC Aug 2011 A	128,000,000	2011/01/27	2011/08/30	32.00
67714	KBC Fin Products Int'l Ltd. - HSI R Bear CBBC May 2011 W	128,000,000	2011/01/27	2011/05/30	32.00
67715	KBC Fin Products Int'l Ltd. - HSI R Bear CBBC Jun 2011 I	128,000,000	2011/01/27	2011/06/29	32.00
67717	KBC Fin Products Int'l Ltd. - HSI R Bear CBBC Jun 2011 J	128,000,000	2011/01/27	2011/06/29	32.00
67724	KBC Fin Products Int'l Ltd. - HSI R Bear CBBC Jul 2011 C	128,000,000	2011/01/27	2011/07/28	32.00
67686	UBS AG - HSI R Bull CBBC Apr 2011 M	300,000,000	2011/01/27	2011/04/28	75.00
67703	UBS AG - HSI R Bear CBBC Apr 2011 K	300,000,000	2011/01/27	2011/04/28	75.00

Main Board Callable Bull/Bear Contracts

Code	Callable Bull / Bear Contracts	No. of issue (units)	Listing date	Expiry	Amount raised (HK\$ mil.)
67759	BNP Paribas Arbit Issu B.V. - HSI R Bear CBBC Jun 2011 B	200,000,000	2011/01/28	2011/06/29	50.00
67760	BNP Paribas Arbit Issu B.V. - HSI R Bear CBBC Jun 2011 H	200,000,000	2011/01/28	2011/06/29	50.00
67738	Credit Suisse AG - HSI R Bull CBBC Apr 2011 K	210,000,000	2011/01/28	2011/04/28	52.50
67749	Credit Suisse AG - HSI R Bear CBBC Apr 2011 E	210,000,000	2011/01/28	2011/04/28	52.50
67735	Credit Suisse AG - HSI R Bear CBBC Apr 2011 J	210,000,000	2011/01/28	2011/04/28	52.50
67751	Deutsche Bank AG - China Mobile R Bear CBBC Jul 2011 A	100,000,000	2011/01/28	2011/07/12	25.00
67752	Deutsche Bank AG - HSBC R Bear CBBC Jul 2011 A	100,000,000	2011/01/28	2011/07/12	25.00
67739	Deutsche Bank AG - HSCEI R Bear CBBC Apr 2011 F	100,000,000	2011/01/28	2011/04/28	25.00
67740	Deutsche Bank AG - HSI R Bull CBBC Jul 2011 X	300,000,000	2011/01/28	2011/07/28	75.00
67741	Deutsche Bank AG - HSI R Bear CBBC Apr 2011 O	300,000,000	2011/01/28	2011/04/28	75.00
67753	Deutsche Bank AG - HSI R Bear CBBC Apr 2011 Q	300,000,000	2011/01/28	2011/04/28	75.00
67756	KBC Fin Products Int'l Ltd. - HSI R Bear CBBC Apr 2011 M	128,000,000	2011/01/28	2011/04/28	32.00
67758	KBC Fin Products Int'l Ltd. - HSI R Bear CBBC May 2011 X	128,000,000	2011/01/28	2011/05/30	32.00
67737	SGA Societe Generale Acceptance N.V. - HSI R Bull CBBC Jul11H	300,000,000	2011/01/28	2011/07/28	75.00
67734	SGA Societe Generale Acceptance N.V. - HSI R Bull CBBC Jul11I	300,000,000	2011/01/28	2011/07/28	75.00
67736	UBS AG - HSI R Bull CBBC Apr 2011 G	300,000,000	2011/01/28	2011/04/28	75.00
67743	UBS AG - HSI R Bull CBBC May 2011 B	300,000,000	2011/01/28	2011/05/30	75.00
67750	UBS AG - HSI R Bear CBBC May 2011 O	300,000,000	2011/01/28	2011/05/30	75.00
67761	Credit Suisse AG - HSI R Bull CBBC Jun 2011 N	210,000,000	2011/01/31	2011/06/29	52.50
67766	Credit Suisse AG - HSI R Bear CBBC May 2011 A	210,000,000	2011/01/31	2011/05/30	52.50
67773	Deutsche Bank AG - A50 China R Bear CBBC Jun 2011 B	80,000,000	2011/01/31	2011/06/28	20.00
67762	Deutsche Bank AG - HSI R Bull CBBC Sep 2011 M	300,000,000	2011/01/31	2011/09/29	75.00
67772	Deutsche Bank AG - HSI R Bear CBBC May 2011 E	300,000,000	2011/01/31	2011/05/30	75.00
67775	J P Morgan SP BV - HSI R Bear CBBC May 2011 B	200,000,000	2011/01/31	2011/05/30	50.00
67776	J P Morgan SP BV - HSI R Bear CBBC May 2011 C	200,000,000	2011/01/31	2011/05/30	50.00
67786	KBC Fin Products Int'l Ltd. - HSI R Bull CBBC May 2011 O	128,000,000	2011/01/31	2011/05/30	32.00
67783	KBC Fin Products Int'l Ltd. - HSI R Bull CBBC May 2011 P	128,000,000	2011/01/31	2011/05/30	32.00
67788	KBC Fin Products Int'l Ltd. - HSI R Bull CBBC May 2011 Q	128,000,000	2011/01/31	2011/05/30	32.00
67777	KBC Fin Products Int'l Ltd. - HSI R Bull CBBC May 2011 Y	128,000,000	2011/01/31	2011/05/30	32.00
67781	KBC Fin Products Int'l Ltd. - HSI R Bull CBBC May 2011 Z	128,000,000	2011/01/31	2011/05/30	32.00
67792	KBC Fin Products Int'l Ltd. - HSI R Bull CBBC Jun 2011 K	128,000,000	2011/01/31	2011/06/29	33.28
67793	KBC Fin Products Int'l Ltd. - HSI R Bull CBBC Jun 2011 L	128,000,000	2011/01/31	2011/06/29	37.12
67794	KBC Fin Products Int'l Ltd. - HSI R Bull CBBC Jun 2011 M	128,000,000	2011/01/31	2011/06/29	43.52
67795	KBC Fin Products Int'l Ltd. - HSI R Bull CBBC Jun 2011 N	128,000,000	2011/01/31	2011/06/29	32.00
67796	KBC Fin Products Int'l Ltd. - HSI R Bear CBBC May 2011 S	128,000,000	2011/01/31	2011/05/30	32.00
67798	KBC Fin Products Int'l Ltd. - HSI R Bear CBBC Jun 2011 O	128,000,000	2011/01/31	2011/06/29	32.00
67799	KBC Fin Products Int'l Ltd. - HSI R Bear CBBC Jun 2011 P	128,000,000	2011/01/31	2011/06/29	32.00
67800	KBC Fin Products Int'l Ltd. - HSI R Bear CBBC Jun 2011 Q	128,000,000	2011/01/31	2011/06/29	32.00
67801	KBC Fin Products Int'l Ltd. - HSI R Bear CBBC Jun 2011 R	128,000,000	2011/01/31	2011/06/29	32.00
67802	KBC Fin Products Int'l Ltd. - HSI R Bear CBBC Jun 2011 S	128,000,000	2011/01/31	2011/06/29	32.00
67765	SGA Societe Generale Acceptance N.V. - HSI R Bear CBBC Jul11G	300,000,000	2011/01/31	2011/07/28	75.00
67764	UBS AG - HSI R Bull CBBC May 2011 W	300,000,000	2011/01/31	2011/05/30	75.00
67770	UBS AG - HSI R Bull CBBC Jul 2011 J	300,000,000	2011/01/31	2011/07/28	75.00
67774	UBS AG - HSI R Bear CBBC Jul 2011 K	300,000,000	2011/01/31	2011/07/28	75.00
67235 [#]	SGA Societe Generale Acceptance N.V. - HSI R Bull CBBC Mar10C	200,000,000	2011/01/31	2010/03/30	16.60

Main Board Callable Bull/Bear Contracts

Code	Callable Bull / Bear Contracts	No. of issue (units)	Listing date	Expiry	Amount raised (HK\$ mil.)
67838	Deutsche Bank AG - China Life R Bull CBBC Jun 2011 D	100,000,000	2011/02/01	2011/06/14	35.00
67840	Deutsche Bank AG - China Life R Bear CBBC Jun 2011 E	100,000,000	2011/02/01	2011/06/14	25.00
67828	Deutsche Bank AG - DJIA R Bull CBBC Sep 2011 C	80,000,000	2011/02/01	2011/09/19	20.00
67832	Deutsche Bank AG - DJIA R Bear CBBC Sep 2011 D	80,000,000	2011/02/01	2011/09/19	21.60
67833	Deutsche Bank AG - DJIA R Bear CBBC Sep 2011 E	80,000,000	2011/02/01	2011/09/19	24.80
67827	Deutsche Bank AG - HSCEI R Bull CBBC Jun 2011 C	100,000,000	2011/02/01	2011/06/29	25.00
67803	HK Bank - ABC R Bull CBBC Aug 2011 A	80,000,000	2011/02/01	2011/08/19	20.00
67812	HK Bank - ABC R Bear CBBC Aug 2011 B	80,000,000	2011/02/01	2011/08/19	20.00
67804	HK Bank - CNOOC R Bull CBBC Sep 2011 A	80,000,000	2011/02/01	2011/09/28	20.00
67814	HK Bank - CNOOC R Bear CBBC Aug 2011 A	80,000,000	2011/02/01	2011/08/18	20.00
67805	HK Bank - HKEx R Bull CBBC Aug 2011 A	100,000,000	2011/02/01	2011/08/12	25.00
67815	HK Bank - HKEx R Bear CBBC Sep 2011 A	100,000,000	2011/02/01	2011/09/27	30.00
67806	HK Bank - PetCh R Bull CBBC Sep 2011 A	100,000,000	2011/02/01	2011/09/22	25.00
67818	HK Bank - PetCh R Bear CBBC Aug 2011 A	100,000,000	2011/02/01	2011/08/26	25.00
67811	HK Bank - TCH R Bull CBBC Sep 2011 A	80,000,000	2011/02/01	2011/09/20	26.40
67819	HK Bank - TCH R Bear CBBC Aug 2011 A	80,000,000	2011/02/01	2011/08/15	36.80
67841	J P Morgan SP BV - HSI R Bear CBBC May 2011 D	200,000,000	2011/02/01	2011/05/30	50.00
67842	UBS AG - China Life R Bear CBBC Jun 2011 B	100,000,000	2011/02/01	2011/06/30	30.50
67822	UBS AG - HSI R Bear CBBC Jun 2011 Y	300,000,000	2011/02/01	2011/06/29	75.00
67823	UBS AG - HSI R Bear CBBC Aug 2011 D	300,000,000	2011/02/01	2011/08/30	75.00
67843	Credit Suisse AG - HSI R Bull CBBC Jun 2011 V	210,000,000	2011/02/02	2011/06/29	52.50
67846	Deutsche Bank AG - HSI R Bull CBBC Jun 2011 Z	300,000,000	2011/02/02	2011/06/29	75.00
67853	RB of Scotland N.V. - CNOOC R Bull CBBC May 2011 A	80,000,000	2011/02/02	2011/05/30	37.28
67849	RB of Scotland N.V. - CPIC R Bull CBBC May 2011 A	80,000,000	2011/02/02	2011/05/30	58.00
67850	RB of Scotland N.V. - China Shenhua R Bull CBBC May 2011 A	80,000,000	2011/02/02	2011/05/16	20.00
67854	RB of Scotland N.V. - Dongfeng Gp R Bull CBBC May 2011 A	80,000,000	2011/02/02	2011/05/30	42.56
67857	RB of Scotland N.V. - Geely Auto R Bull CBBC May 2011 A	80,000,000	2011/02/02	2011/05/30	20.00
67859	RB of Scotland N.V. - Jiangxi Copper R Bull CBBC May 2011 A	80,000,000	2011/02/02	2011/05/30	51.92
67845	UBS AG - HSI R Bull CBBC Jun 2011 Z	300,000,000	2011/02/02	2011/06/29	75.00
67847	UBS AG - HSI R Bull CBBC Jul 2011 L	300,000,000	2011/02/02	2011/07/28	75.00
67848	UBS AG - HSI R Bull CBBC Jul 2011 M	300,000,000	2011/02/02	2011/07/28	75.00
67852	UBS AG - HSI R Bear CBBC Jul 2011 N	300,000,000	2011/02/02	2011/07/28	75.00
67290#	Credit Suisse AG - HSI R Bull CBBC Jun 2011 L	210,000,000	2011/02/02	2011/06/29	10.29
67191#	Credit Suisse AG - HSI R Bull CBBC Jun 2011 H	210,000,000	2011/02/02	2011/06/29	15.33
67862	Credit Suisse AG - HSI R Bear CBBC May 2011 R	210,000,000	2011/02/07	2011/05/30	52.50
67878	Deutsche Bank AG - HSI R Bear CBBC May 2011 B	300,000,000	2011/02/07	2011/05/30	75.00
67898	BNP Paribas Arbit Issu B.V. - HSI R Bear CBBC Jun 2011 F	200,000,000	2011/02/08	2011/06/29	50.00
67899	BNP Paribas Arbit Issu B.V. - HSI R Bear CBBC Jun 2011 K	200,000,000	2011/02/08	2011/06/29	50.00
67880	Credit Suisse AG - HSI R Bull CBBC Jun 2011 M	210,000,000	2011/02/08	2011/06/29	52.50
67885	Credit Suisse AG - HSI R Bear CBBC May 2011 D	210,000,000	2011/02/08	2011/05/30	52.50
67879	Deutsche Bank AG - HSI R Bull CBBC Aug 2011 V	300,000,000	2011/02/08	2011/08/30	75.00
67901	Deutsche Bank AG - HSI R Bear CBBC May 2011 J	300,000,000	2011/02/08	2011/05/30	75.00
67897	Deutsche Bank AG - HSI R Bear CBBC May 2011 O	300,000,000	2011/02/08	2011/05/30	75.00
67907	RB of Scotland N.V. - HSI R Bear CBBC Jun 2011 I	250,000,000	2011/02/08	2011/06/29	62.50
67892	SGA Societe Generale Acceptance N.V. - HSI R Bull CBBC Jun11Q	300,000,000	2011/02/08	2011/06/29	75.00

Main Board Callable Bull/Bear Contracts

Code	Callable Bull / Bear Contracts	No. of issue (units)	Listing date	Expiry	Amount raised (HK\$ mil.)
67896	SGA Societe Generale Acceptance N.V. - HSI R Bear CBBC May11Q	300,000,000	2011/02/08	2011/05/30	75.00
67895	SGA Societe Generale Acceptance N.V. - HSI R Bear CBBC May11R	300,000,000	2011/02/08	2011/05/30	75.00
67894	SGA Societe Generale Acceptance N.V. - HSI R Bear CBBC May11S	300,000,000	2011/02/08	2011/05/30	75.00
67893	SGA Societe Generale Acceptance N.V. - HSI R Bear CBBC May11T	300,000,000	2011/02/08	2011/05/30	75.00
67886	UBS AG - HSI R Bull CBBC May 2011 L	300,000,000	2011/02/08	2011/05/30	75.00
67891	UBS AG - HSI R Bull CBBC Jun 2011 F	300,000,000	2011/02/08	2011/06/29	75.00
67890	UBS AG - HSI R Bull CBBC Aug 2011 E	300,000,000	2011/02/08	2011/08/30	75.00
67900	UBS AG - HSI R Bear CBBC May 2011 U	300,000,000	2011/02/08	2011/05/30	75.00
67932	BNP Paribas Arbit Issu B.V. - HSI R Bear CBBC Jun 2011 I	200,000,000	2011/02/09	2011/06/29	50.00
67931	BNP Paribas Arbit Issu B.V. - HSI R Bear CBBC Jun 2011 J	200,000,000	2011/02/09	2011/06/29	50.00
67933	BNP Paribas Arbit Issu B.V. - HSI R Bear CBBC Jun 2011 V	200,000,000	2011/02/09	2011/06/29	50.00
67926	Credit Suisse AG - A50 China R Bull CBBC Jun 2011 A	100,000,000	2011/02/09	2011/06/20	25.00
67925	Credit Suisse AG - A50 China R Bear CBBC May 2011 D	100,000,000	2011/02/09	2011/05/23	25.00
67909	Credit Suisse AG - HSI R Bull CBBC Jul 2011 I	210,000,000	2011/02/09	2011/07/28	52.50
67927	Credit Suisse AG - HSI R Bear CBBC May 2011 X	210,000,000	2011/02/09	2011/05/30	52.50
67930	Credit Suisse AG - HSI R Bear CBBC May 2011 Y	210,000,000	2011/02/09	2011/05/30	52.50
67910	Deutsche Bank AG - HSI R Bull CBBC Jun 2011 L	300,000,000	2011/02/09	2011/06/29	78.00
67911	Deutsche Bank AG - HSI R Bull CBBC Jul 2011 Y	300,000,000	2011/02/09	2011/07/28	75.00
67938	Deutsche Bank AG - HSI R Bear CBBC May 2011 H	300,000,000	2011/02/09	2011/05/30	75.00
67913	HK Bank - HSI R Bear CBBC Jul 2011 E	100,000,000	2011/02/09	2011/07/28	25.00
67916	HK Bank - HSI R Bear CBBC Jul 2011 F	100,000,000	2011/02/09	2011/07/28	25.00
67917	HK Bank - HSI R Bear CBBC Jul 2011 G	100,000,000	2011/02/09	2011/07/28	25.00
67937	KBC Fin Products Int'l Ltd. - HSI R Bull CBBC May 2011 R	128,000,000	2011/02/09	2011/05/30	32.00
67919	SGA Societe Generale Acceptance N.V. - HSI R Bull CBBC Jun11J	300,000,000	2011/02/09	2011/06/29	75.00
67921	SGA Societe Generale Acceptance N.V. - HSI R Bear CBBC May11N	300,000,000	2011/02/09	2011/05/30	75.00
67920	SGA Societe Generale Acceptance N.V. - HSI R Bear CBBC May11O	300,000,000	2011/02/09	2011/05/30	75.00
67922	SGA Societe Generale Acceptance N.V. - HSI R Bear CBBC May11P	300,000,000	2011/02/09	2011/05/30	75.00
67934	UBS AG - HSI R Bull CBBC May 2011 B	300,000,000	2011/02/09	2011/05/30	75.00
67912	UBS AG - HSI R Bull CBBC Jun 2011 K	300,000,000	2011/02/09	2011/06/29	75.00
67936	UBS AG - HSI R Bull CBBC Jul 2011 O	300,000,000	2011/02/09	2011/07/28	75.00
67939	UBS AG - HSI R Bear CBBC May 2011 X	300,000,000	2011/02/09	2011/05/30	75.00
67710#	KBC Fin Products Int'l Ltd. - HSI R Bull CBBC Jun 2011 H	140,000,000	2011/02/09	2011/06/29	24.64
67954	Credit Suisse AG - HSI R Bull CBBC Jun 2011 O	210,000,000	2011/02/10	2011/06/29	52.50
67952	Credit Suisse AG - HSI R Bear CBBC May 2011 W	210,000,000	2011/02/10	2011/05/30	52.50
67955	Deutsche Bank AG - HSI R Bull CBBC Aug 2011 W	300,000,000	2011/02/10	2011/08/30	75.00
67956	Deutsche Bank AG - HSI R Bear CBBC May 2011 Q	300,000,000	2011/02/10	2011/05/30	75.00
67940	HK Bank - Sinopec Corp R Bull CBBC Jul 2011 A	280,000,000	2011/02/10	2011/07/22	70.00
67941	HK Bank - Sinopec Corp R Bull CBBC Sep 2011 A	280,000,000	2011/02/10	2011/09/22	70.00
67946	HK Bank - Sinopec Corp R Bear CBBC Jun 2011 E	120,000,000	2011/02/10	2011/06/28	30.00
67960	UBS AG - CNOOC R Bear CBBC Aug 2011 A	100,000,000	2011/02/10	2011/08/08	29.50
67959	UBS AG - Sinopec Corp R Bear CBBC Aug 2011 A	100,000,000	2011/02/10	2011/08/22	25.00
67948	UBS AG - HSI R Bear CBBC Jul 2011 P	300,000,000	2011/02/10	2011/07/28	75.00
67961	UBS AG - Petrochina R Bear CBBC Aug 2011 A	100,000,000	2011/02/10	2011/08/08	25.00
67958	UBS AG - SHK Ppt R Bull CBBC Aug 2011 A	100,000,000	2011/02/10	2011/08/29	25.00
67369#	SGA Societe Generale Acceptance N.V. - HSI R Bear CBBC Apr10T	280,000,000	2011/02/10	2010/04/29	28.84

Main Board Callable Bull/Bear Contracts

Code	Callable Bull / Bear Contracts	No. of issue (units)	Listing date	Expiry	Amount raised (HK\$ mil.)
67783 [#]	KBC Fin Products Int'l Ltd. - COVS R Bull CBBC Feb 2010 A	240,000,000	2011/02/10	2010/02/01	10.80
67979	BNP Paribas Arbit Issu B.V. - HSI R Bull CBBC Sep 2011 P	200,000,000	2011/02/11	2011/09/29	50.00
67981	BNP Paribas Arbit Issu B.V. - HSI R Bull CBBC Oct 2011 A	200,000,000	2011/02/11	2011/10/28	50.00
67983	BNP Paribas Arbit Issu B.V. - HSI R Bull CBBC Oct 2011 B	200,000,000	2011/02/11	2011/10/28	50.00
67986	BNP Paribas Arbit Issu B.V. - HSI R Bull CBBC Nov 2011 U	200,000,000	2011/02/11	2011/11/29	50.00
67987	BNP Paribas Arbit Issu B.V. - HSI R Bull CBBC Nov 2011 V	200,000,000	2011/02/11	2011/11/29	50.00
67970	Credit Suisse AG - HSI R Bull CBBC Jun 2011 N	210,000,000	2011/02/11	2011/06/29	52.50
67978	Credit Suisse AG - HSI R Bull CBBC Jul 2011 A	210,000,000	2011/02/11	2011/07/28	52.50
67972	Credit Suisse AG - HSI R Bull CBBC Jul 2011 J	210,000,000	2011/02/11	2011/07/28	52.50
67969	Credit Suisse AG - HSI R Bear CBBC May 2011 T	210,000,000	2011/02/11	2011/05/30	52.50
67967	Deutsche Bank AG - HSI R Bull CBBC Jul 2011 Z	300,000,000	2011/02/11	2011/07/28	75.00
67966	Deutsche Bank AG - HSI R Bear CBBC May 2011 P	300,000,000	2011/02/11	2011/05/30	75.00
67990	KBC Fin Products Int'l Ltd. - HSI R Bull CBBC May 2011 Q	128,000,000	2011/02/11	2011/05/30	32.00
67988	UBS AG - HSI R Bull CBBC May 2011 W	300,000,000	2011/02/11	2011/05/30	75.00
67989	UBS AG - HSI R Bull CBBC Jun 2011 L	300,000,000	2011/02/11	2011/06/29	75.00
67962	UBS AG - HSI R Bear CBBC Jun 2011 A	300,000,000	2011/02/11	2011/06/29	75.00
67963	UBS AG - HSI R Bear CBBC Jul 2011 Q	300,000,000	2011/02/11	2011/07/28	75.00
67965	UBS AG - HSI R Bear CBBC Jul 2011 R	300,000,000	2011/02/11	2011/07/28	75.00
67622 [*]	KBC Fin Products Int'l Ltd. - HSI R Bull CBBC Jun 2011 C	160,000,000	2011/02/11	2011/06/29	10.40
68004	Credit Suisse AG - HSI R Bull CBBC Jul 2011 S	210,000,000	2011/02/14	2011/07/28	52.50
68005	Credit Suisse AG - HSI R Bear CBBC May 2011 A	210,000,000	2011/02/14	2011/05/30	52.50
68013	Deutsche Bank AG - HSI R Bull CBBC Jul 2011 L	300,000,000	2011/02/14	2011/07/28	75.00
68014	Deutsche Bank AG - HSI R Bear CBBC May 2011 U	300,000,000	2011/02/14	2011/05/30	75.00
68017	KBC Fin Products Int'l Ltd. - HSI R Bear CBBC Jun 2011 T	128,000,000	2011/02/14	2011/06/29	32.00
68018	KBC Fin Products Int'l Ltd. - HSI R Bear CBBC Jun 2011 U	128,000,000	2011/02/14	2011/06/29	32.00
68019	KBC Fin Products Int'l Ltd. - HSI R Bear CBBC Jun 2011 V	158,000,000	2011/02/14	2011/06/29	39.50
68021	KBC Fin Products Int'l Ltd. - HSI R Bear CBBC Jul 2011 D	128,000,000	2011/02/14	2011/07/28	32.00
68022	KBC Fin Products Int'l Ltd. - HSI R Bear CBBC Jul 2011 E	128,000,000	2011/02/14	2011/07/28	34.56
68023	KBC Fin Products Int'l Ltd. - HSI R Bear CBBC Jul 2011 F	128,000,000	2011/02/14	2011/07/28	43.52
68025	KBC Fin Products Int'l Ltd. - HSI R Bear CBBC Aug 2011 B	128,000,000	2011/02/14	2011/08/30	32.00
68026	KBC Fin Products Int'l Ltd. - HSI R Bear CBBC Aug 2011 C	128,000,000	2011/02/14	2011/08/30	49.92
68027	KBC Fin Products Int'l Ltd. - HSI R Bear CBBC Aug 2011 D	128,000,000	2011/02/14	2011/08/30	37.12
68028	KBC Fin Products Int'l Ltd. - HSI R Bear CBBC Sep 2011 A	158,000,000	2011/02/14	2011/09/29	39.50
68001	RB of Scotland N.V. - DJIA R Bull CBBC Jun 2011 D	80,000,000	2011/02/14	2011/06/17	20.08
68002	RB of Scotland N.V. - DJIA R Bull CBBC Jun 2011 E	80,000,000	2011/02/14	2011/06/17	20.08
68006	RB of Scotland N.V. - DJIA R Bear CBBC Jun 2011 F	80,000,000	2011/02/14	2011/06/17	20.00
68007	RB of Scotland N.V. - DJIA R Bear CBBC Jun 2011 G	80,000,000	2011/02/14	2011/06/17	20.00
68008	RB of Scotland N.V. - DJIA R Bear CBBC Jun 2011 H	80,000,000	2011/02/14	2011/06/17	20.00
68010	RB of Scotland N.V. - DJIA R Bear CBBC Jun 2011 I	80,000,000	2011/02/14	2011/06/17	20.08
67991	SGA Societe Generale Acceptance N.V. - HSI R Bull CBBC Jun11G	300,000,000	2011/02/14	2011/06/29	75.00
68000	SGA Societe Generale Acceptance N.V. - HSI R Bull CBBC Jun11H	300,000,000	2011/02/14	2011/06/29	75.00
67998	SGA Societe Generale Acceptance N.V. - HSI R Bull CBBC Jun11I	300,000,000	2011/02/14	2011/06/29	75.00
67993	SGA Societe Generale Acceptance N.V. - HSI R Bull CBBC Jun11L	300,000,000	2011/02/14	2011/06/29	75.00
68003	UBS AG - HSI R Bull CBBC Jun 2011 O	300,000,000	2011/02/14	2011/06/29	75.00
68015	UBS AG - HSI R Bear CBBC Jun 2011 T	300,000,000	2011/02/14	2011/06/29	75.00

Main Board Callable Bull/Bear Contracts

Code	Callable Bull / Bear Contracts	No. of issue (units)	Listing date	Expiry	Amount raised (HK\$ mil.)
68033	Credit Suisse AG - A50 China R Bear CBBC Jun 2011 B	100,000,000	2011/02/15	2011/06/20	25.00
68034	Credit Suisse AG - TCH R Bear CBBC May 2011 C	100,000,000	2011/02/15	2011/05/30	25.00
68035	Credit Suisse AG - TCH R Bear CBBC Jun 2011 A	100,000,000	2011/02/15	2011/06/20	25.00
68036	Deutsche Bank AG - China Life R Bull CBBC Jun 2011 F	100,000,000	2011/02/15	2011/06/27	25.00
68037	Deutsche Bank AG - China Life R Bull CBBC Jul 2011 A	100,000,000	2011/02/15	2011/07/11	37.00
68029	UBS AG - HSI R Bull CBBC Jul 2011 S	300,000,000	2011/02/15	2011/07/28	75.00
68070	BNP Paribas Arbit Issu B.V. - HSI R Bear CBBC Jun 2011 T	200,000,000	2011/02/16	2011/06/29	50.00
68069	BNP Paribas Arbit Issu B.V. - HSI R Bear CBBC Jun 2011 U	200,000,000	2011/02/16	2011/06/29	50.00
68067	Credit Suisse AG - HSI R Bull CBBC Jul 2011 Z	210,000,000	2011/02/16	2011/07/28	52.50
68056	Credit Suisse AG - HSI R Bear CBBC May 2011 X	210,000,000	2011/02/16	2011/05/30	52.50
68068	Credit Suisse AG - HSI R Bear CBBC Jun 2011 L	210,000,000	2011/02/16	2011/06/29	52.50
68064	Deutsche Bank AG - China Mobile R Bull CBBC Jun 2011 C	100,000,000	2011/02/16	2011/06/27	25.00
68083	Deutsche Bank AG - China Mobile R Bear CBBC Jul 2011 B	100,000,000	2011/02/16	2011/07/18	25.00
68084	Deutsche Bank AG - DJIA R Bull CBBC Sep 2011 F	80,000,000	2011/02/16	2011/09/19	20.00
68062	Deutsche Bank AG - HSBC R Bull CBBC Jul 2011 B	100,000,000	2011/02/16	2011/07/11	25.00
68063	Deutsche Bank AG - HSBC R Bear CBBC Jun 2011 F	100,000,000	2011/02/16	2011/06/27	25.00
68085	Deutsche Bank AG - HSCEI R Bear CBBC Jun 2011 D	80,000,000	2011/02/16	2011/06/29	20.00
68057	Deutsche Bank AG - HSI R Bull CBBC Jul 2011 K	300,000,000	2011/02/16	2011/07/28	75.00
68059	Deutsche Bank AG - HSI R Bull CBBC Jul 2011 O	300,000,000	2011/02/16	2011/07/28	75.00
68086	Deutsche Bank AG - HSI R Bear CBBC May 2011 S	300,000,000	2011/02/16	2011/05/30	81.00
68087	Deutsche Bank AG - HSI R Bear CBBC Jun 2011 J	300,000,000	2011/02/16	2011/06/29	75.00
68077	J P Morgan SP BV - HSI R Bear CBBC May 2011 E	200,000,000	2011/02/16	2011/05/30	50.00
68078	J P Morgan SP BV - HSI R Bear CBBC May 2011 F	200,000,000	2011/02/16	2011/05/30	50.00
68079	J P Morgan SP BV - HSI R Bear CBBC May 2011 G	200,000,000	2011/02/16	2011/05/30	50.00
68058	KBC Fin Products Int'l Ltd. - HSI R Bull CBBC May 2011 O	158,000,000	2011/02/16	2011/05/30	39.50
68072	KBC Fin Products Int'l Ltd. - HSI R Bear CBBC May 2011 N	128,000,000	2011/02/16	2011/05/30	32.00
68073	KBC Fin Products Int'l Ltd. - HSI R Bear CBBC May 2011 X	128,000,000	2011/02/16	2011/05/30	32.00
68074	KBC Fin Products Int'l Ltd. - HSI R Bear CBBC Jun 2011 W	128,000,000	2011/02/16	2011/06/29	32.00
68075	KBC Fin Products Int'l Ltd. - HSI R Bear CBBC Jun 2011 X	128,000,000	2011/02/16	2011/06/29	32.00
68076	KBC Fin Products Int'l Ltd. - HSI R Bear CBBC Jul 2011 G	158,000,000	2011/02/16	2011/07/28	39.50
68080	RB of Scotland N.V. - China Coal R Bull CBBC Jul 2011 A	80,000,000	2011/02/16	2011/07/25	26.72
68081	RB of Scotland N.V. - HSI R Bear CBBC Jun 2011 J	250,000,000	2011/02/16	2011/06/29	62.50
68082	RB of Scotland N.V. - HSI R Bear CBBC Jun 2011 K	250,000,000	2011/02/16	2011/06/29	62.50
68041	SGA Societe Generale Acceptance N.V. - CCB R Bull CBBC Jul11A	200,000,000	2011/02/16	2011/07/25	50.00
68045	SGA Societe Generale Acceptance N.V. - CCB R Bull CBBC Jul11B	200,000,000	2011/02/16	2011/07/25	50.00
68046	SGA Societe Generale Acceptance N.V. - CCB R Bear CBBC Jul11C	200,000,000	2011/02/16	2011/07/25	50.00
68047	SGA Societe Generale Acceptance N.V. - CCB R Bear CBBC Jul11D	200,000,000	2011/02/16	2011/07/25	50.00
68053	SGA Societe Generale Acceptance NV - HSCEI R Bull CBBC Jul11A	200,000,000	2011/02/16	2011/07/28	50.00
68054	SGA Societe Generale Acceptance NV - HSCEI R Bull CBBC Jul11B	200,000,000	2011/02/16	2011/07/28	50.00
68055	SGA Societe Generale Acceptance NV - HSCEI R Bear CBBC Jul11C	200,000,000	2011/02/16	2011/07/28	50.00
68048	SGA Societe Generale Acceptance N.V. - ICBC R Bull CBBC Jul11A	300,000,000	2011/02/16	2011/07/25	75.00
68049	SGA Societe Generale Acceptance N.V. - ICBC R Bear CBBC Jul11B	300,000,000	2011/02/16	2011/07/25	75.00
68050	SGA Societe Generale Acceptance N.V. - TCH R Bull CBBC Jul11A	100,000,000	2011/02/16	2011/07/25	25.00
68051	SGA Societe Generale Acceptance N.V. - TCH R Bear CBBC Jul11B	100,000,000	2011/02/16	2011/07/25	25.00
68052	SGA Societe Generale Acceptance N.V. - TCH R Bear CBBC Jul11C	100,000,000	2011/02/16	2011/07/25	35.00

Main Board Callable Bull/Bear Contracts

Code	Callable Bull / Bear Contracts	No. of issue (units)	Listing date	Expiry	Amount raised (HK\$ mil.)
68089	UBS AG - China Mobile R Bear CBBC Jul 2011 A	100,000,000	2011/02/16	2011/07/11	25.00
68088	UBS AG - HSBC R Bull CBBC Jul 2011 B	100,000,000	2011/02/16	2011/07/04	25.00
68066	UBS AG - HSI R Bull CBBC May 2011 R	300,000,000	2011/02/16	2011/05/30	75.00
68090	UBS AG - HSI R Bear CBBC Jun 2011 J	300,000,000	2011/02/16	2011/06/29	75.00
68150	BNP Paribas Arbit Issu B.V. - HSI R Bear CBBC Jun 2011 J	200,000,000	2011/02/17	2011/06/29	50.00
68151	BNP Paribas Arbit Issu B.V. - HSI R Bear CBBC Jul 2011 I	200,000,000	2011/02/17	2011/07/28	50.00
68152	BNP Paribas Arbit Issu B.V. - HSI R Bear CBBC Jul 2011 J	200,000,000	2011/02/17	2011/07/28	50.00
68153	BNP Paribas Arbit Issu B.V. - HSI R Bear CBBC Jul 2011 K	200,000,000	2011/02/17	2011/07/28	50.00
68154	BNP Paribas Arbit Issu B.V. - HSI R Bear CBBC Jul 2011 L	200,000,000	2011/02/17	2011/07/28	50.00
68098	Credit Suisse AG - HSI R Bull CBBC Jul 2011 W	210,000,000	2011/02/17	2011/07/28	52.50
68099	Credit Suisse AG - HSI R Bull CBBC Aug 2011 J	210,000,000	2011/02/17	2011/08/30	52.50
68100	Credit Suisse AG - HSI R Bull CBBC Aug 2011 K	210,000,000	2011/02/17	2011/08/30	52.50
68101	Credit Suisse AG - HSI R Bull CBBC Sep 2011 A	210,000,000	2011/02/17	2011/09/29	52.50
68102	Credit Suisse AG - HSI R Bull CBBC Sep 2011 B	210,000,000	2011/02/17	2011/09/29	52.50
68103	Credit Suisse AG - HSI R Bull CBBC Sep 2011 C	210,000,000	2011/02/17	2011/09/29	52.50
68104	Credit Suisse AG - HSI R Bull CBBC Sep 2011 D	210,000,000	2011/02/17	2011/09/29	52.50
68105	Credit Suisse AG - HSI R Bull CBBC Sep 2011 E	210,000,000	2011/02/17	2011/09/29	52.50
68106	Credit Suisse AG - HSI R Bull CBBC Oct 2011 A	210,000,000	2011/02/17	2011/10/28	52.50
68108	Credit Suisse AG - HSI R Bull CBBC Oct 2011 B	210,000,000	2011/02/17	2011/10/28	52.50
68109	Credit Suisse AG - HSI R Bull CBBC Oct 2011 C	210,000,000	2011/02/17	2011/10/28	52.50
68114	Credit Suisse AG - HSI R Bear CBBC May 2011 S	210,000,000	2011/02/17	2011/05/30	52.50
68130	Credit Suisse AG - HSI R Bear CBBC Jun 2011 M	210,000,000	2011/02/17	2011/06/29	52.50
68116	Credit Suisse AG - HSI R Bear CBBC Jun 2011 V	210,000,000	2011/02/17	2011/06/29	52.50
68136	Deutsche Bank AG - China Life R Bear CBBC Jul 2011 B	100,000,000	2011/02/17	2011/07/11	25.00
68137	Deutsche Bank AG - HSCEI R Bull CBBC Jun 2011 E	80,000,000	2011/02/17	2011/06/29	20.00
68093	Deutsche Bank AG - HSI R Bull CBBC Jun 2011 R	300,000,000	2011/02/17	2011/06/29	75.00
68129	Deutsche Bank AG - HSI R Bull CBBC Jul 2011 V	300,000,000	2011/02/17	2011/07/28	75.00
68097	Deutsche Bank AG - HSI R Bull CBBC Aug 2011 X	300,000,000	2011/02/17	2011/08/30	81.00
68122	Deutsche Bank AG - HSI R Bull CBBC Sep 2011 N	300,000,000	2011/02/17	2011/09/29	90.00
68123	Deutsche Bank AG - HSI R Bull CBBC Sep 2011 O	300,000,000	2011/02/17	2011/09/29	75.00
68124	Deutsche Bank AG - HSI R Bull CBBC Oct 2011 H	300,000,000	2011/02/17	2011/10/28	90.00
68138	Deutsche Bank AG - HSI R Bear CBBC May 2011 W	300,000,000	2011/02/17	2011/05/30	75.00
68139	Deutsche Bank AG - HSI R Bear CBBC May 2011 Y	300,000,000	2011/02/17	2011/05/30	75.00
68140	Deutsche Bank AG - HSI R Bear CBBC Jun 2011 Q	300,000,000	2011/02/17	2011/06/29	81.00
68125	Deutsche Bank AG - HSI R Bear CBBC Aug 2011 Y	300,000,000	2011/02/17	2011/08/30	81.00
68126	Deutsche Bank AG - HSI R Bear CBBC Sep 2011 P	300,000,000	2011/02/17	2011/09/29	75.00
68092	KBC Fin Products Int'l Ltd. - HSI R Bull CBBC Jun 2011 Y	188,000,000	2011/02/17	2011/06/29	47.00
68127	KBC Fin Products Int'l Ltd. - HSI R Bull CBBC Jun 2011 Z	208,000,000	2011/02/17	2011/06/29	52.00
68155	KBC Fin Products Int'l Ltd. - HSI R Bear CBBC May 2011 R	128,000,000	2011/02/17	2011/05/30	32.00
68156	KBC Fin Products Int'l Ltd. - HSI R Bear CBBC Jun 2011 B	188,000,000	2011/02/17	2011/06/29	47.00
68128	Macquarie Bank Ltd. - HSI R Bear CBBC May 2011 B	200,000,000	2011/02/17	2011/05/30	30.00
68131	RB of Scotland N.V. - CM Bank R Bull CBBC Jul 2011 A	80,000,000	2011/02/17	2011/07/18	40.24
68132	RB of Scotland N.V. - HKEr R Bull CBBC Jul 2011 A	80,000,000	2011/02/17	2011/07/18	20.00
68133	RB of Scotland N.V. - HSI R Bear CBBC Jun 2011 L	250,000,000	2011/02/17	2011/06/29	62.50
68134	RB of Scotland N.V. - HSI R Bear CBBC Jun 2011 M	250,000,000	2011/02/17	2011/06/29	62.50

Main Board Callable Bull/Bear Contracts

Code	Callable Bull / Bear Contracts	No. of issue (units)	Listing date	Expiry	Amount raised (HK\$ mil.)
68135	RB of Scotland N.V. - HSI R Bear CBBC Jun 2011 N	250,000,000	2011/02/17	2011/06/29	62.50
68119	SGA Societe Generale Acceptance N.V. - HSI R Bear CBBC May11K	300,000,000	2011/02/17	2011/05/30	75.00
68118	SGA Societe Generale Acceptance N.V. - HSI R Bear CBBC May11L	300,000,000	2011/02/17	2011/05/30	75.00
68117	SGA Societe Generale Acceptance N.V. - HSI R Bear CBBC May11M	300,000,000	2011/02/17	2011/05/30	75.00
68121	SGA Societe Generale Acceptance N.V. - HSI R Bear CBBC May11N	300,000,000	2011/02/17	2011/05/30	75.00
68120	SGA Societe Generale Acceptance N.V. - HSI R Bear CBBC May11O	300,000,000	2011/02/17	2011/05/30	75.00
68149	UBS AG - HSBC R Bear CBBC Jul 2011 C	100,000,000	2011/02/17	2011/07/18	25.00
68141	UBS AG - HSI R Bull CBBC May 2011 L	300,000,000	2011/02/17	2011/05/30	75.00
68111	UBS AG - HSI R Bull CBBC May 2011 O	300,000,000	2011/02/17	2011/05/30	75.00
68144	UBS AG - HSI R Bull CBBC Jun 2011 S	300,000,000	2011/02/17	2011/06/29	75.00
68143	UBS AG - HSI R Bull CBBC Jun 2011 U	300,000,000	2011/02/17	2011/06/29	75.00
68145	UBS AG - HSI R Bull CBBC Jul 2011 T	300,000,000	2011/02/17	2011/07/28	75.00
68142	UBS AG - HSI R Bull CBBC Jul 2011 U	300,000,000	2011/02/17	2011/07/28	75.00
68146	UBS AG - HSI R Bear CBBC May 2011 X	300,000,000	2011/02/17	2011/05/30	75.00
68147	UBS AG - HSI R Bear CBBC Jun 2011 N	300,000,000	2011/02/17	2011/06/29	75.00
68148	UBS AG - HSI R Bear CBBC Jul 2011 V	300,000,000	2011/02/17	2011/07/28	75.00
68203	BNP Paribas Arbit Issu B.V. - HSI R Bull CBBC Oct 2011 G	200,000,000	2011/02/18	2011/10/28	50.00
68205	BNP Paribas Arbit Issu B.V. - HSI R Bull CBBC Oct 2011 J	200,000,000	2011/02/18	2011/10/28	50.00
68204	BNP Paribas Arbit Issu B.V. - HSI R Bull CBBC Oct 2011 K	200,000,000	2011/02/18	2011/10/28	50.00
68163	Credit Suisse AG - HSI R Bull CBBC Aug 2011 L	210,000,000	2011/02/18	2011/08/30	52.50
68171	Credit Suisse AG - HSI R Bull CBBC Aug 2011 M	210,000,000	2011/02/18	2011/08/30	52.50
68172	Credit Suisse AG - HSI R Bull CBBC Aug 2011 N	210,000,000	2011/02/18	2011/08/30	52.50
68173	Credit Suisse AG - HSI R Bull CBBC Sep 2011 F	210,000,000	2011/02/18	2011/09/29	52.50
68174	Credit Suisse AG - HSI R Bull CBBC Sep 2011 G	210,000,000	2011/02/18	2011/09/29	52.50
68175	Credit Suisse AG - HSI R Bull CBBC Oct 2011 D	210,000,000	2011/02/18	2011/10/28	52.50
68176	Credit Suisse AG - HSI R Bull CBBC Oct 2011 E	210,000,000	2011/02/18	2011/10/28	52.50
68164	Credit Suisse AG - HSI R Bear CBBC May 2011 B	210,000,000	2011/02/18	2011/05/30	52.50
68165	Credit Suisse AG - HSI R Bear CBBC Jun 2011 Z	210,000,000	2011/02/18	2011/06/29	52.50
68201	Deutsche Bank AG - China Mobile R Bull CBBC Jul 2011 C	100,000,000	2011/02/18	2011/07/11	25.00
68200	Deutsche Bank AG - China Life R Bull CBBC Jul 2011 C	100,000,000	2011/02/18	2011/07/18	40.00
68179	Deutsche Bank AG - HSI R Bull CBBC Jul 2011 U	300,000,000	2011/02/18	2011/07/28	75.00
68167	Deutsche Bank AG - HSI R Bull CBBC Aug 2011 Z	300,000,000	2011/02/18	2011/08/30	75.00
68180	Deutsche Bank AG - HSI R Bear CBBC Jun 2011 T	300,000,000	2011/02/18	2011/06/29	81.00
68181	Deutsche Bank AG - HSI R Bear CBBC Jun 2011 V	300,000,000	2011/02/18	2011/06/29	75.00
68162	HK Bank - HSI R Bear CBBC Aug 2011 B	150,000,000	2011/02/18	2011/08/30	37.50
68190	J P Morgan SP BV - HSI R Bear CBBC May 2011 H	200,000,000	2011/02/18	2011/05/30	50.00
68199	KBC Fin Products Int'l Ltd. - HSI R Bull CBBC Jun 2011 C	188,000,000	2011/02/18	2011/06/29	47.00
68198	KBC Fin Products Int'l Ltd. - HSI R Bull CBBC Jun 2011 D	158,000,000	2011/02/18	2011/06/29	39.50
68191	Macquarie Bank Ltd. - HSI R Bull CBBC Jul 2011 A	200,000,000	2011/02/18	2011/07/28	50.00
68158	SGA Societe Generale Acceptance N.V. - HSI R Bull CBBC Jul11H	300,000,000	2011/02/18	2011/07/28	79.50
68157	SGA Societe Generale Acceptance N.V. - HSI R Bull CBBC Jul11I	300,000,000	2011/02/18	2011/07/28	82.50
68159	SGA Societe Generale Acceptance N.V. - HSI R Bull CBBC Jul11N	300,000,000	2011/02/18	2011/07/28	76.50
68160	SGA Societe Generale Acceptance N.V. - HSI R Bear CBBC Jun11F	300,000,000	2011/02/18	2011/06/29	75.00
68161	SGA Societe Generale Acceptance N.V. - HSI R Bear CBBC Jun11U	300,000,000	2011/02/18	2011/06/29	75.00
68169	SGA Societe Generale Acceptance N.V. - HSI R Bear CBBC Jun11W	300,000,000	2011/02/18	2011/06/29	75.00

Main Board Callable Bull/Bear Contracts

Code	Callable Bull / Bear Contracts	No. of issue (units)	Listing date	Expiry	Amount raised (HK\$ mil.)
68168	SGA Societe Generale Acceptance N.V. - HSI R Bear CBBC Jun11X	300,000,000	2011/02/18	2011/06/29	75.00
68183	UBS AG - Cheung Kong R Bull CBBC Jul 2011 A	100,000,000	2011/02/18	2011/07/18	25.00
68184	UBS AG - China Life R Bull CBBC Aug 2011 A	100,000,000	2011/02/18	2011/08/22	51.00
68197	UBS AG - China Life R Bear CBBC Aug 2011 B	100,000,000	2011/02/18	2011/08/08	28.00
68185	UBS AG - CNOOC R Bull CBBC Aug 2011 B	100,000,000	2011/02/18	2011/08/08	25.00
68186	UBS AG - HKEEx R Bull CBBC Jul 2011 A	100,000,000	2011/02/18	2011/07/04	25.00
68192	UBS AG - HKEEx R Bear CBBC Jul 2011 B	100,000,000	2011/02/18	2011/07/04	26.50
68166	UBS AG - HSI R Bull CBBC Jun 2011 Z	300,000,000	2011/02/18	2011/06/29	75.00
68188	UBS AG - HSI R Bear CBBC May 2011 F	300,000,000	2011/02/18	2011/05/30	75.00
68189	UBS AG - HSI R Bear CBBC Jul 2011 W	300,000,000	2011/02/18	2011/07/28	75.00
68242	BNP Paribas Arbit Issu B.V. - HSI R Bull CBBC Sep 2011 Q	200,000,000	2011/02/21	2011/09/29	50.00
68244	BNP Paribas Arbit Issu B.V. - HSI R Bull CBBC Oct 2011 C	200,000,000	2011/02/21	2011/10/28	50.00
68243	BNP Paribas Arbit Issu B.V. - HSI R Bull CBBC Oct 2011 H	200,000,000	2011/02/21	2011/10/28	50.00
68222	Credit Suisse AG - HSI R Bull CBBC Jul 2011 E	210,000,000	2011/02/21	2011/07/28	52.50
68235	Credit Suisse AG - HSI R Bull CBBC Sep 2011 H	210,000,000	2011/02/21	2011/09/29	52.50
68218	Credit Suisse AG - HSI R Bear CBBC May 2011 C	210,000,000	2011/02/21	2011/05/30	52.50
68232	Deutsche Bank AG - A50 China R Bull CBBC Jul 2011 A	80,000,000	2011/02/21	2011/07/12	20.00
68234	Deutsche Bank AG - A50 China R Bull CBBC Jul 2011 B	80,000,000	2011/02/21	2011/07/26	28.00
68227	Deutsche Bank AG - HSI R Bull CBBC Oct 2011 I	300,000,000	2011/02/21	2011/10/28	81.00
68229	Deutsche Bank AG - HSI R Bull CBBC Oct 2011 J	300,000,000	2011/02/21	2011/10/28	75.00
68230	Deutsche Bank AG - HSI R Bear CBBC Sep 2011 Q	300,000,000	2011/02/21	2011/09/29	78.00
68245	J P Morgan SP BV - HSI R Bull CBBC May 2011 I	200,000,000	2011/02/21	2011/05/30	50.00
68247	J P Morgan SP BV - HSI R Bull CBBC May 2011 J	200,000,000	2011/02/21	2011/05/30	50.00
68248	J P Morgan SP BV - HSI R Bull CBBC May 2011 K	200,000,000	2011/02/21	2011/05/30	50.00
68206	Macquarie Bank Ltd. - HSI R Bear CBBC Jun 2011 B	200,000,000	2011/02/21	2011/06/29	50.00
68211	SGA Societe Generale Acceptance N.V. - HSI R Bull CBBC Jun11J	300,000,000	2011/02/21	2011/06/29	75.00
68226	SGA Societe Generale Acceptance N.V. - HSI R Bull CBBC Jun11L	300,000,000	2011/02/21	2011/06/29	75.00
68208	SGA Societe Generale Acceptance N.V. - HSI R Bull CBBC Jun11Q	300,000,000	2011/02/21	2011/06/29	75.00
68207	SGA Societe Generale Acceptance N.V. - HSI R Bull CBBC Jun11V	300,000,000	2011/02/21	2011/06/29	75.00
68210	SGA Societe Generale Acceptance N.V. - HSI R Bull CBBC Jun11Y	300,000,000	2011/02/21	2011/06/29	75.00
68225	SGA Societe Generale Acceptance N.V. - HSI R Bull CBBC Jun11Z	300,000,000	2011/02/21	2011/06/29	75.00
68236	UBS AG - ABC R Bull CBBC Aug 2011 A	100,000,000	2011/02/21	2011/08/15	25.00
68240	UBS AG - ABC R Bear CBBC Sep 2011 A	100,000,000	2011/02/21	2011/09/05	25.00
68237	UBS AG - China Mobile R Bull CBBC Aug 2011 A	100,000,000	2011/02/21	2011/08/22	25.00
68238	UBS AG - HSI R Bull CBBC May 2011 Y	300,000,000	2011/02/21	2011/05/30	75.00
68239	UBS AG - HSI R Bull CBBC Jun 2011 K	300,000,000	2011/02/21	2011/06/29	75.00
68216	UBS AG - HSI R Bear CBBC May 2011 B	300,000,000	2011/02/21	2011/05/30	75.00
68241	UBS AG - HSI R Bear CBBC May 2011 T	300,000,000	2011/02/21	2011/05/30	75.00
67756#	KBC Fin Products Int'l Ltd. - HSI R Bear CBBC Apr 2011 M	120,000,000	2011/02/21	2011/04/28	13.32
68256	Credit Suisse AG - HKEEx R Bear CBBC May 2011 C	100,000,000	2011/02/22	2011/05/23	25.00
68252	Credit Suisse AG - HSI R Bull CBBC Oct 2011 F	210,000,000	2011/02/22	2011/10/28	52.50
68253	Credit Suisse AG - HSI R Bear CBBC Jul 2011 G	210,000,000	2011/02/22	2011/07/28	52.50
68254	Credit Suisse AG - HSI R Bear CBBC Jul 2011 V	210,000,000	2011/02/22	2011/07/28	52.50
68255	Credit Suisse AG - HSI R Bear CBBC Aug 2011 O	210,000,000	2011/02/22	2011/08/30	52.50
68263	Deutsche Bank AG - HSI R Bear CBBC Oct 2011 K	400,000,000	2011/02/22	2011/10/28	100.00

Main Board Callable Bull/Bear Contracts

Code	Callable Bull / Bear Contracts	No. of issue (units)	Listing date	Expiry	Amount raised (HK\$ mil.)
68260	UBS AG - A50 China R Bear CBBC Aug 2011 A	100,000,000	2011/02/22	2011/08/22	25.00
68250	UBS AG - HSI R Bull CBBC May 2011 Q	300,000,000	2011/02/22	2011/05/30	75.00
68251	UBS AG - HSI R Bull CBBC Jun 2011 L	300,000,000	2011/02/22	2011/06/29	75.00
68264	UBS AG - HKEx R Bear CBBC Jul 2011 C	100,000,000	2011/02/23	2011/07/18	25.00
68266	UBS AG - HSI R Bear CBBC Aug 2011 F	300,000,000	2011/02/23	2011/08/30	75.00
68265	UBS AG - ICBC R Bear CBBC Jul 2011 A	100,000,000	2011/02/23	2011/07/25	25.00
68287	BNP Paribas Arbit Issu B.V. - HSI R Bull CBBC Sep 2011 R	200,000,000	2011/02/24	2011/09/29	50.00
68288	BNP Paribas Arbit Issu B.V. - HSI R Bull CBBC Oct 2011 Q	200,000,000	2011/02/24	2011/10/28	50.00
68283	Credit Suisse AG - A50 China R Bull CBBC Jun 2011 C	100,000,000	2011/02/24	2011/06/27	25.00
68284	Credit Suisse AG - HSI R Bull CBBC Jul 2011 R	210,000,000	2011/02/24	2011/07/28	52.50
68277	Credit Suisse AG - HSI R Bear CBBC May 2011 S	210,000,000	2011/02/24	2011/05/30	52.50
68289	Deutsche Bank AG - China Life R Bull CBBC Jul 2011 D	100,000,000	2011/02/24	2011/07/25	25.00
68270	Deutsche Bank AG - DJIA R Bear CBBC Dec 2011 A	80,000,000	2011/02/24	2011/12/19	20.00
68271	Deutsche Bank AG - HSCEI R Bull CBBC Jun 2011 F	100,000,000	2011/02/24	2011/06/29	25.00
68272	Deutsche Bank AG - HSI R Bull CBBC Aug 2011 I	300,000,000	2011/02/24	2011/08/30	75.00
68276	Deutsche Bank AG - HSI R Bear CBBC Jun 2011 K	300,000,000	2011/02/24	2011/06/29	75.00
68267	Merrill Lynch Int'l & Co. C.V. - HSI R Bull CBBC Sep 2011 A	80,000,000	2011/02/24	2011/09/29	20.40
68268	Merrill Lynch Int'l & Co. C.V. - HSI R Bull CBBC Sep 2011 B	80,000,000	2011/02/24	2011/09/29	20.40
68269	Merrill Lynch Int'l & Co. C.V. - HSI R Bull CBBC Sep 2011 C	80,000,000	2011/02/24	2011/09/29	20.00
68273	Merrill Lynch Int'l & Co. C.V. - HSI R Bear CBBC Sep 2011 D	80,000,000	2011/02/24	2011/09/29	20.00
68274	Merrill Lynch Int'l & Co. C.V. - HSI R Bear CBBC Sep 2011 E	80,000,000	2011/02/24	2011/09/29	20.00
68285	UBS AG - HSI R Bull CBBC May 2011 R	300,000,000	2011/02/24	2011/05/30	75.00
68275	UBS AG - HSI R Bull CBBC May 2011 Z	300,000,000	2011/02/24	2011/05/30	75.00
68281	UBS AG - HSI R Bear CBBC May 2011 W	300,000,000	2011/02/24	2011/05/30	75.00
66642 [#]	UBS AG - HSI R Bear CBBC Jun 2011 B	200,000,000	2011/02/24	2011/06/29	18.40
68314	BNP Paribas Arbit Issu B.V. - HSI R Bull CBBC Dec 2011 A	200,000,000	2011/02/25	2011/12/29	50.00
68315	BNP Paribas Arbit Issu B.V. - HSI R Bull CBBC Dec 2011 D	200,000,000	2011/02/25	2011/12/29	50.00
68311	BNP Paribas Arbit Issu B.V. - HSI R Bull CBBC Dec 2011 Z	200,000,000	2011/02/25	2011/12/29	50.00
68298	Credit Suisse AG - HSI R Bull CBBC Aug 2011 P	210,000,000	2011/02/25	2011/08/30	52.50
68299	Credit Suisse AG - HSI R Bull CBBC Sep 2011 I	210,000,000	2011/02/25	2011/09/29	52.50
68294	Credit Suisse AG - HSI R Bear CBBC May 2011 L	210,000,000	2011/02/25	2011/05/30	52.50
68304	Deutsche Bank AG - HSBC R Bull CBBC Jul 2011 C	100,000,000	2011/02/25	2011/07/18	25.00
68308	Deutsche Bank AG - HSBC R Bear CBBC Jul 2011 D	100,000,000	2011/02/25	2011/07/18	28.00
68305	Deutsche Bank AG - HSI R Bull CBBC Aug 2011 H	300,000,000	2011/02/25	2011/08/30	75.00
68306	Deutsche Bank AG - HSI R Bull CBBC Sep 2011 R	300,000,000	2011/02/25	2011/09/29	75.00
68307	Deutsche Bank AG - HSI R Bull CBBC Oct 2011 L	300,000,000	2011/02/25	2011/10/28	75.00
68295	Deutsche Bank AG - HSI R Bear CBBC May 2011 E	300,000,000	2011/02/25	2011/05/30	78.00
68296	Deutsche Bank AG - HSI R Bear CBBC Jun 2011 Y	300,000,000	2011/02/25	2011/06/29	75.00
68309	J P Morgan SP BV - HSI R Bull CBBC May 2011 L	200,000,000	2011/02/25	2011/05/30	50.00
68310	J P Morgan SP BV - HSI R Bull CBBC May 2011 M	200,000,000	2011/02/25	2011/05/30	50.00
68317	KBC Fin Products Int'l Ltd. - HSI R Bull CBBC Jun 2011 B	128,000,000	2011/02/25	2011/06/29	32.00
68318	KBC Fin Products Int'l Ltd. - HSI R Bull CBBC Jul 2011 H	228,000,000	2011/02/25	2011/07/28	57.00
68293	SGA Societe Generale Acceptance N.V. - HSI R Bull CBBC May11K	300,000,000	2011/02/25	2011/05/30	75.00
68292	SGA Societe Generale Acceptance N.V. - HSI R Bull CBBC May11L	300,000,000	2011/02/25	2011/05/30	75.00
68290	SGA Societe Generale Acceptance N.V. - HSI R Bull CBBC May11M	300,000,000	2011/02/25	2011/05/30	75.00

Main Board Callable Bull/Bear Contracts

Code	Callable Bull / Bear Contracts	No. of issue (units)	Listing date	Expiry	Amount raised (HK\$ mil.)
68301	SGA Societe Generale Acceptance N.V. - HSI R Bull CBBC May11O	300,000,000	2011/02/25	2011/05/30	75.00
68300	SGA Societe Generale Acceptance N.V. - HSI R Bull CBBC May11P	300,000,000	2011/02/25	2011/05/30	75.00
68302	UBS AG - HSI R Bull CBBC May 2011 X	300,000,000	2011/02/25	2011/05/30	75.00
68303	UBS AG - HSI R Bull CBBC Jun 2011 O	300,000,000	2011/02/25	2011/06/29	75.00
68297	UBS AG - HSI R Bear CBBC Jun 2011 G	300,000,000	2011/02/25	2011/06/29	75.00
64908#	HK Bank - HSI R Bear CBBC May 2011 B	300,000,000	2011/02/25	2011/05/30	33.30
68330	Credit Suisse AG - HSI R Bull CBBC Jul 2011 I	210,000,000	2011/02/28	2011/07/28	52.50
68331	Credit Suisse AG - HSI R Bull CBBC Sep 2011 J	210,000,000	2011/02/28	2011/09/29	52.50
68332	Credit Suisse AG - HSI R Bear CBBC May 2011 K	210,000,000	2011/02/28	2011/05/30	52.50
68333	Deutsche Bank AG - HSI R Bull CBBC Sep 2011 S	300,000,000	2011/02/28	2011/09/29	90.00
68334	Deutsche Bank AG - HSI R Bear CBBC May 2011 H	300,000,000	2011/02/28	2011/05/30	75.00
68319	HK Bank - HSI R Bull CBBC Jul 2011 H	150,000,000	2011/02/28	2011/07/28	37.50
68321	HK Bank - HSI R Bull CBBC Jul 2011 I	100,000,000	2011/02/28	2011/07/28	25.00
68322	HK Bank - HSI R Bull CBBC Sep 2011 A	120,000,000	2011/02/28	2011/09/29	30.00
68327	HK Bank - HSI R Bull CBBC Sep 2011 B	100,000,000	2011/02/28	2011/09/29	25.00
68329	SGA Societe Generale Acceptance N.V. - HSI R Bear CBBC May11N	300,000,000	2011/02/28	2011/05/30	75.00
68337	UBS AG - China Mobile R Bear CBBC Aug 2011 B	100,000,000	2011/02/28	2011/08/22	25.00
68335	UBS AG - HSI R Bull CBBC May 2011 O	300,000,000	2011/02/28	2011/05/30	75.00
68339	UBS AG - HSI R Bear CBBC May 2011 F	300,000,000	2011/02/28	2011/05/30	75.00
67711#	KBC Fin Products Int'l Ltd. - HSI R Bull CBBC Jul 2011 A	180,000,000	2011/02/28	2011/07/28	22.32
68342	BNP Paribas Arbit Issu B.V. - HSI R Bear CBBC Jul 2011 M	200,000,000	2011/03/01	2011/07/28	50.00
68343	BNP Paribas Arbit Issu B.V. - HSI R Bear CBBC Jul 2011 N	200,000,000	2011/03/01	2011/07/28	50.00
68344	BNP Paribas Arbit Issu B.V. - HSI R Bear CBBC Jul 2011 O	200,000,000	2011/03/01	2011/07/28	50.00
68345	BNP Paribas Arbit Issu B.V. - HSI R Bear CBBC Jul 2011 P	200,000,000	2011/03/01	2011/07/28	50.00
68346	BNP Paribas Arbit Issu B.V. - HSI R Bear CBBC Jul 2011 Q	200,000,000	2011/03/01	2011/07/28	50.00
68338	Credit Suisse AG - HSI R Bull CBBC Aug 2011 Q	210,000,000	2011/03/01	2011/08/30	52.50
68358	Credit Suisse AG - HSI R Bear CBBC May 2011 J	210,000,000	2011/03/01	2011/05/30	52.50
68353	Credit Suisse AG - HSI R Bear CBBC Jun 2011 Y	210,000,000	2011/03/01	2011/06/29	52.50
68341	Deutsche Bank AG - HSI R Bull CBBC Sep 2011 T	300,000,000	2011/03/01	2011/09/29	75.00
68347	Deutsche Bank AG - HSI R Bull CBBC Oct 2011 M	300,000,000	2011/03/01	2011/10/28	96.00
68348	Deutsche Bank AG - HSI R Bull CBBC Oct 2011 N	300,000,000	2011/03/01	2011/10/28	87.00
68349	Deutsche Bank AG - HSI R Bull CBBC Oct 2011 O	300,000,000	2011/03/01	2011/10/28	81.00
68350	Deutsche Bank AG - HSI R Bull CBBC Nov 2011 B	300,000,000	2011/03/01	2011/11/29	105.00
68351	Deutsche Bank AG - HSI R Bear CBBC Jun 2011 W	300,000,000	2011/03/01	2011/06/29	75.00
68361	J P Morgan SP BV - HSI R Bear CBBC Jun 2011 A	200,000,000	2011/03/01	2011/06/29	50.00
68363	J P Morgan SP BV - HSI R Bear CBBC Jun 2011 B	200,000,000	2011/03/01	2011/06/29	50.00
68364	J P Morgan SP BV - HSI R Bear CBBC Jun 2011 C	200,000,000	2011/03/01	2011/06/29	50.00
68355	KBC Fin Products Int'l Ltd. - HSI R Bull CBBC Jun 2011 W	208,000,000	2011/03/01	2011/06/29	52.00
68359	KBC Fin Products Int'l Ltd. - HSI R Bear CBBC Jun 2011 Y	308,000,000	2011/03/01	2011/06/29	77.00
68360	KBC Fin Products Int'l Ltd. - HSI R Bear CBBC Jul 2011 I	168,000,000	2011/03/01	2011/07/28	42.00
68340	UBS AG - HSI R Bull CBBC Jun 2011 N	300,000,000	2011/03/01	2011/06/29	75.00
68356	UBS AG - HSI R Bear CBBC Jun 2011 J	300,000,000	2011/03/01	2011/06/29	75.00
68357	UBS AG - HSI R Bear CBBC Jul 2011 X	300,000,000	2011/03/01	2011/07/28	75.00
67712#	KBC Fin Products Int'l Ltd. - HSI R Bull CBBC Jul 2011 B	240,000,000	2011/03/01	2011/07/28	10.32
68379	Credit Suisse AG - HSI R Bull CBBC Aug 2011 R	210,000,000	2011/03/02	2011/08/30	52.50

Main Board Callable Bull/Bear Contracts

Code	Callable Bull / Bear Contracts	No. of issue (units)	Listing date	Expiry	Amount raised (HK\$ mil.)
68388	Credit Suisse AG - HSI R Bear CBBC Jun 2011 W	210,000,000	2011/03/02	2011/06/29	52.50
68382	Deutsche Bank AG - China Life R Bear CBBC Aug 2011 A	100,000,000	2011/03/02	2011/08/02	27.00
68385	Deutsche Bank AG - A50 China R Bear CBBC Aug 2011 A	100,000,000	2011/03/02	2011/08/02	25.00
68383	Deutsche Bank AG - HSBC R Bear CBBC Aug 2011 A	100,000,000	2011/03/02	2011/08/02	25.00
68381	Deutsche Bank AG - HSI R Bull CBBC Aug 2011 D	300,000,000	2011/03/02	2011/08/30	75.00
68387	Deutsche Bank AG - HSI R Bear CBBC Jun 2011 X	300,000,000	2011/03/02	2011/06/29	75.00
68386	Macquarie Bank Ltd. - HSI R Bull CBBC Jun 2011 C	200,000,000	2011/03/02	2011/06/29	50.00
68371	SGA Societe Generale Acceptance N.V. - HSI R Bull CBBC Aug11T	300,000,000	2011/03/02	2011/08/30	114.00
68372	SGA Societe Generale Acceptance N.V. - HSI R Bull CBBC Aug11U	300,000,000	2011/03/02	2011/08/30	111.00
68373	SGA Societe Generale Acceptance N.V. - HSI R Bull CBBC Aug11V	300,000,000	2011/03/02	2011/08/30	108.00
68376	SGA Societe Generale Acceptance N.V. - HSI R Bear CBBC Jun11G	300,000,000	2011/03/02	2011/06/29	75.00
68375	SGA Societe Generale Acceptance N.V. - HSI R Bear CBBC Jun11H	300,000,000	2011/03/02	2011/06/29	75.00
68374	SGA Societe Generale Acceptance N.V. - HSI R Bear CBBC Jun11I	300,000,000	2011/03/02	2011/06/29	75.00
68378	SGA Societe Generale Acceptance N.V. - HSI R Bear CBBC Jun11W	300,000,000	2011/03/02	2011/06/29	75.00
68377	SGA Societe Generale Acceptance N.V. - HSI R Bear CBBC Jun11X	300,000,000	2011/03/02	2011/06/29	75.00
68380	UBS AG - HSI R Bull CBBC Jul 2011 Y	300,000,000	2011/03/02	2011/07/28	75.00
68390	UBS AG - HSI R Bear CBBC Jun 2011 A	300,000,000	2011/03/02	2011/06/29	75.00
68393	UBS AG - HSI R Bear CBBC Jul 2011 Z	300,000,000	2011/03/02	2011/07/28	75.00
68441	BNP Paribas Arbit Issu B.V. - HSI R Bear CBBC Jul 2011 R	200,000,000	2011/03/03	2011/07/28	50.00
68442	BNP Paribas Arbit Issu B.V. - HSI R Bear CBBC Jul 2011 S	200,000,000	2011/03/03	2011/07/28	50.00
68443	BNP Paribas Arbit Issu B.V. - HSI R Bear CBBC Jul 2011 T	200,000,000	2011/03/03	2011/07/28	50.00
68445	BNP Paribas Arbit Issu B.V. - HSI R Bear CBBC Jul 2011 U	200,000,000	2011/03/03	2011/07/28	50.00
68447	BNP Paribas Arbit Issu B.V. - HSI R Bear CBBC Jul 2011 V	200,000,000	2011/03/03	2011/07/28	50.00
68407	Credit Suisse AG - HSI R Bull CBBC Aug 2011 S	210,000,000	2011/03/03	2011/08/30	52.50
68427	Credit Suisse AG - HSI R Bear CBBC Jun 2011 H	210,000,000	2011/03/03	2011/06/29	52.50
68406	Credit Suisse AG - HSI R Bear CBBC Jun 2011 O	210,000,000	2011/03/03	2011/06/29	52.50
68475	Deutsche Bank AG - China Mobile R Bull CBBC Jul 2011 D	100,000,000	2011/03/03	2011/07/25	32.00
68476	Deutsche Bank AG - China Mobile R Bear CBBC Jul 2011 E	100,000,000	2011/03/03	2011/07/25	25.00
68465	Deutsche Bank AG - China Life R Bull CBBC Aug 2011 B	100,000,000	2011/03/03	2011/08/09	47.00
68474	Deutsche Bank AG - China Life R Bear CBBC Jul 2011 E	100,000,000	2011/03/03	2011/07/18	25.00
68480	Deutsche Bank AG - A50 China R Bull CBBC Aug 2011 B	100,000,000	2011/03/03	2011/08/09	27.00
68481	Deutsche Bank AG - A50 China R Bear CBBC Aug 2011 C	100,000,000	2011/03/03	2011/08/09	25.00
68477	Deutsche Bank AG - HSBC R Bull CBBC Aug 2011 B	100,000,000	2011/03/03	2011/08/02	33.00
68478	Deutsche Bank AG - HSBC R Bear CBBC Jul 2011 E	100,000,000	2011/03/03	2011/07/18	25.00
68410	Deutsche Bank AG - HSCEI R Bear CBBC Aug 2011 A	100,000,000	2011/03/03	2011/08/30	25.00
68425	Deutsche Bank AG - HSI R Bull CBBC Aug 2011 K	300,000,000	2011/03/03	2011/08/30	75.00
68426	Deutsche Bank AG - HSI R Bull CBBC Sep 2011 U	300,000,000	2011/03/03	2011/09/29	75.00
68460	Deutsche Bank AG - HSI R Bear CBBC Jun 2011 L	300,000,000	2011/03/03	2011/06/29	75.00
68409	Deutsche Bank AG - HSI R Bear CBBC Jun 2011 Z	300,000,000	2011/03/03	2011/06/29	75.00
68461	Deutsche Bank AG - HSI R Bear CBBC Jul 2011 W	300,000,000	2011/03/03	2011/07/28	75.00
68411	KBC Fin Products Int'l Ltd. - HSI R Bull CBBC Jun 2011 Z	248,000,000	2011/03/03	2011/06/29	62.00
68422	KBC Fin Products Int'l Ltd. - HSI R Bull CBBC Jul 2011 J	168,000,000	2011/03/03	2011/07/28	42.00
68430	KBC Fin Products Int'l Ltd. - HSI R Bull CBBC Jul 2011 K	248,000,000	2011/03/03	2011/07/28	62.00
68431	KBC Fin Products Int'l Ltd. - HSI R Bull CBBC Jul 2011 L	288,000,000	2011/03/03	2011/07/28	72.00
68434	KBC Fin Products Int'l Ltd. - HSI R Bull CBBC Aug 2011 E	168,000,000	2011/03/03	2011/08/30	55.44

Main Board Callable Bull/Bear Contracts

Code	Callable Bull / Bear Contracts	No. of issue (units)	Listing date	Expiry	Amount raised (HK\$ mil.)
68436	KBC Fin Products Int'l Ltd. - HSI R Bull CBBC Aug 2011 F	208,000,000	2011/03/03	2011/08/30	52.00
68437	KBC Fin Products Int'l Ltd. - HSI R Bull CBBC Sep 2011 B	400,000,000	2011/03/03	2011/09/29	100.00
68438	KBC Fin Products Int'l Ltd. - HSI R Bear CBBC Jun 2011 D	208,000,000	2011/03/03	2011/06/29	52.00
68439	KBC Fin Products Int'l Ltd. - HSI R Bear CBBC Jul 2011 M	248,000,000	2011/03/03	2011/07/28	62.00
68449	RB of Scotland N.V. - HSI R Bull CBBC Jun 2011 O	250,000,000	2011/03/03	2011/06/29	62.50
68450	RB of Scotland N.V. - HSI R Bull CBBC Jun 2011 P	250,000,000	2011/03/03	2011/06/29	62.50
68451	RB of Scotland N.V. - HSI R Bear CBBC Jun 2011 Q	250,000,000	2011/03/03	2011/06/29	62.50
68452	RB of Scotland N.V. - HSI R Bear CBBC Jun 2011 R	250,000,000	2011/03/03	2011/06/29	62.50
68453	RB of Scotland N.V. - HSI R Bear CBBC Jun 2011 S	250,000,000	2011/03/03	2011/06/29	62.50
68455	RB of Scotland N.V. - HSI R Bear CBBC Jun 2011 T	250,000,000	2011/03/03	2011/06/29	68.50
68403	SGA Societe Generale Acceptance N.V. - CMob R Bull CBBC Jul11A	300,000,000	2011/03/03	2011/07/25	75.00
68405	SGA Societe Generale Acceptance N.V. - CMob R Bear CBBC Jul11B	300,000,000	2011/03/03	2011/07/25	75.00
68394	SGA Societe Generale Acceptance N.V. - CLife R Bull CBBC Jul11A	100,000,000	2011/03/03	2011/07/25	45.00
68395	SGA Societe Generale Acceptance N.V. - CLife R Bull CBBC Jul11B	100,000,000	2011/03/03	2011/07/25	33.00
68396	SGA Societe Generale Acceptance N.V. - CLife R Bear CBBC Jul11C	100,000,000	2011/03/03	2011/07/25	44.00
68397	SGA Societe Generale Acceptance N.V. - CLife R Bear CBBC Jul11D	100,000,000	2011/03/03	2011/07/25	55.00
68398	SGA Societe Generale Acceptance N.V. - CLife R Bear CBBC Jul11E	100,000,000	2011/03/03	2011/07/25	66.00
68423	UBS AG - HSI R Bull CBBC Jun 2011 L	300,000,000	2011/03/03	2011/06/29	75.00
68424	UBS AG - HSI R Bull CBBC Jul 2011 A	300,000,000	2011/03/03	2011/07/28	75.00
68428	UBS AG - HSI R Bear CBBC Jul 2011 F	300,000,000	2011/03/03	2011/07/28	75.00
68429	UBS AG - HSI R Bear CBBC Aug 2011 G	300,000,000	2011/03/03	2011/08/30	75.00
68523	BNP Paribas Arbit Issu B.V. - HSI R Bull CBBC Sep 2011 S	200,000,000	2011/03/04	2011/09/29	50.00
68525	BNP Paribas Arbit Issu B.V. - HSI R Bull CBBC Sep 2011 T	200,000,000	2011/03/04	2011/09/29	50.00
68526	BNP Paribas Arbit Issu B.V. - HSI R Bull CBBC Sep 2011 U	200,000,000	2011/03/04	2011/09/29	50.00
68529	BNP Paribas Arbit Issu B.V. - HSI R Bull CBBC Sep 2011 V	200,000,000	2011/03/04	2011/09/29	50.00
68499	Credit Suisse AG - HSI R Bull CBBC Sep 2011 K	210,000,000	2011/03/04	2011/09/29	52.50
68500	Credit Suisse AG - HSI R Bull CBBC Sep 2011 L	210,000,000	2011/03/04	2011/09/29	52.50
68493	Credit Suisse AG - HSI R Bear CBBC Aug 2011 T	210,000,000	2011/03/04	2011/08/30	52.50
68494	Deutsche Bank AG - HSI R Bull CBBC Oct 2011 P	300,000,000	2011/03/04	2011/10/28	75.00
68491	Deutsche Bank AG - HSI R Bear CBBC Jul 2011 X	300,000,000	2011/03/04	2011/07/28	75.00
68486	HK Bank - HSI R Bull CBBC Aug 2011 C	150,000,000	2011/03/04	2011/08/30	37.50
68488	HK Bank - HSI R Bull CBBC Aug 2011 D	150,000,000	2011/03/04	2011/08/30	37.50
68492	HK Bank - HSI R Bear CBBC Aug 2011 E	120,000,000	2011/03/04	2011/08/30	30.00
68497	SGA Societe Generale Acceptance N.V. - HSI R Bull CBBC Jun11J	300,000,000	2011/03/04	2011/06/29	75.00
68496	SGA Societe Generale Acceptance N.V. - HSI R Bull CBBC Jun11Q	300,000,000	2011/03/04	2011/06/29	75.00
68495	SGA Societe Generale Acceptance N.V. - HSI R Bull CBBC Jun11Y	300,000,000	2011/03/04	2011/06/29	75.00
68498	SGA Societe Generale Acceptance N.V. - HSI R Bull CBBC Jul11M	300,000,000	2011/03/04	2011/07/28	75.00
68483	SGA Societe Generale Acceptance N.V. - HSI R Bear CBBC Jun11F	300,000,000	2011/03/04	2011/06/29	75.00
68484	SGA Societe Generale Acceptance N.V. - HSI R Bear CBBC Jun11L	300,000,000	2011/03/04	2011/06/29	75.00
68482	SGA Societe Generale Acceptance N.V. - HSI R Bear CBBC Jun11U	300,000,000	2011/03/04	2011/06/29	75.00
68485	SGA Societe Generale Acceptance N.V. - HSI R Bear CBBC Jun11Z	300,000,000	2011/03/04	2011/06/29	75.00
68507	UBS AG - Cheung Kong R Bear CBBC Aug 2011 A	100,000,000	2011/03/04	2011/08/22	26.50
68501	UBS AG - HSI R Bull CBBC Jul 2011 M	300,000,000	2011/03/04	2011/07/28	75.00
68489	UBS AG - HSI R Bear CBBC Jul 2011 K	300,000,000	2011/03/04	2011/07/28	75.00
68521	UBS AG - Hutchison R Bear CBBC Aug 2011 A	100,000,000	2011/03/04	2011/08/22	25.00

Main Board Callable Bull/Bear Contracts

Code	Callable Bull / Bear Contracts	No. of issue (units)	Listing date	Expiry	Amount raised (HK\$ mil.)
68522	UBS AG - SHK Ppt R Bear CBBC Sep 2011 A	100,000,000	2011/03/04	2011/09/12	25.00
68563	BNP Paribas Arbit Issu B.V. - HSI R Bull CBBC Sep 2011 W	200,000,000	2011/03/07	2011/09/29	50.00
68564	BNP Paribas Arbit Issu B.V. - HSI R Bull CBBC Sep 2011 X	200,000,000	2011/03/07	2011/09/29	50.00
68570	BNP Paribas Arbit Issu B.V. - HSI R Bull CBBC Sep 2011 Y	200,000,000	2011/03/07	2011/09/29	50.00
68572	BNP Paribas Arbit Issu B.V. - HSI R Bull CBBC Sep 2011 Z	200,000,000	2011/03/07	2011/09/29	50.00
68543	Credit Suisse AG - A50 China R Bear CBBC Jun 2011 D	100,000,000	2011/03/07	2011/06/27	25.00
68535	Credit Suisse AG - HKEx R Bear CBBC Jun 2011 A	100,000,000	2011/03/07	2011/06/27	25.00
68534	Credit Suisse AG - HSI R Bull CBBC Aug 2011 U	210,000,000	2011/03/07	2011/08/30	52.50
68532	Credit Suisse AG - HSI R Bull CBBC Sep 2011 M	210,000,000	2011/03/07	2011/09/29	52.50
68557	Credit Suisse AG - HSI R Bear CBBC Jun 2011 X	210,000,000	2011/03/07	2011/06/29	52.50
68576	Deutsche Bank AG - China Life R Bull CBBC Aug 2011 C	100,000,000	2011/03/07	2011/08/16	27.00
68580	Deutsche Bank AG - HSBC R Bull CBBC Jul 2011 F	100,000,000	2011/03/07	2011/07/25	25.00
68556	Deutsche Bank AG - HSI R Bull CBBC Aug 2011 I	300,000,000	2011/03/07	2011/08/30	75.00
68575	Deutsche Bank AG - HSI R Bull CBBC Sep 2011 V	300,000,000	2011/03/07	2011/09/29	75.00
68558	Deutsche Bank AG - HSI R Bear CBBC Jun 2011 U	300,000,000	2011/03/07	2011/06/29	75.00
68574	KBC Fin Products Int'l Ltd. - HSI R Bull CBBC Jul 2011 N	248,000,000	2011/03/07	2011/07/28	62.00
68559	UBS AG - HSI R Bull CBBC Jun 2011 Z	300,000,000	2011/03/07	2011/06/29	75.00
68562	UBS AG - HSI R Bull CBBC Jul 2011 J	300,000,000	2011/03/07	2011/07/28	75.00
68548	UBS AG - HSI R Bull CBBC Aug 2011 H	300,000,000	2011/03/07	2011/08/30	75.00
68555	UBS AG - HSI R Bear CBBC Jul 2011 L	300,000,000	2011/03/07	2011/07/28	75.00
67705#	KBC Fin Products Int'l Ltd. - HSI R Bull CBBC May 2011 U	180,000,000	2011/03/07	2011/05/30	24.48
68590	Credit Suisse AG - A50 China R Bear CBBC Jun 2011 E	100,000,000	2011/03/08	2011/06/27	25.00
68602	Credit Suisse AG - A50 China R Bear CBBC Jul 2011 A	100,000,000	2011/03/08	2011/07/25	25.00
68609	Credit Suisse AG - HKEx R Bull CBBC Jul 2011 A	100,000,000	2011/03/08	2011/07/25	25.00
68586	Credit Suisse AG - HKEx R Bear CBBC Jul 2011 B	100,000,000	2011/03/08	2011/07/25	28.00
68614	Credit Suisse AG - HSI R Bull CBBC Aug 2011 V	210,000,000	2011/03/08	2011/08/30	52.50
68615	Credit Suisse AG - HSI R Bull CBBC Sep 2011 N	210,000,000	2011/03/08	2011/09/29	52.50
68587	Credit Suisse AG - TCH R Bear CBBC Jun 2011 B	100,000,000	2011/03/08	2011/06/27	25.00
68588	Credit Suisse AG - TCH R Bear CBBC Jul 2011 A	100,000,000	2011/03/08	2011/07/25	29.00
68583	Deutsche Bank AG - China Mobile R Bull CBBC Aug 2011 A	100,000,000	2011/03/08	2011/08/02	25.00
68585	Deutsche Bank AG - A50 China R Bull CBBC Aug 2011 D	100,000,000	2011/03/08	2011/08/02	25.00
68584	Deutsche Bank AG - HSI R Bull CBBC Oct 2011 Q	300,000,000	2011/03/08	2011/10/28	75.00
68612	Deutsche Bank AG - HSI R Bear CBBC Jun 2011 R	300,000,000	2011/03/08	2011/06/29	75.00
68616	UBS AG - HSI R Bull CBBC Aug 2011 J	300,000,000	2011/03/08	2011/08/30	75.00
68611	UBS AG - HSI R Bear CBBC Aug 2011 I	300,000,000	2011/03/08	2011/08/30	75.00
62707	UBS AG - HSI R Bear CBBC Aug 2011 K	300,000,000	2011/03/08	2011/08/30	75.00
68617	UBS AG - TCH R Bull CBBC Aug 2011 A	100,000,000	2011/03/08	2011/08/08	30.50
63057	Credit Suisse AG - HSI R Bull CBBC Aug 2011 W	210,000,000	2011/03/09	2011/08/30	52.50
63060	Credit Suisse AG - HSI R Bear CBBC Jun 2011 N	210,000,000	2011/03/09	2011/06/29	52.50
63061	Credit Suisse AG - HSI R Bear CBBC Jun 2011 V	210,000,000	2011/03/09	2011/06/29	52.50
63073	Deutsche Bank AG - HSBC R Bear CBBC Jul 2011 G	100,000,000	2011/03/09	2011/07/25	25.00
63059	Deutsche Bank AG - HSI R Bull CBBC Sep 2011 W	300,000,000	2011/03/09	2011/09/29	75.00
63072	Deutsche Bank AG - HSI R Bear CBBC Jul 2011 T	300,000,000	2011/03/09	2011/07/28	75.00
63069	J P Morgan SP BV - HSI R Bull CBBC Jul 2011 A	200,000,000	2011/03/09	2011/07/28	50.00
63070	J P Morgan SP BV - HSI R Bull CBBC Jul 2011 B	200,000,000	2011/03/09	2011/07/28	50.00

Main Board Callable Bull/Bear Contracts

Code	Callable Bull / Bear Contracts	No. of issue (units)	Listing date	Expiry	Amount raised (HK\$ mil.)
63071	J P Morgan SP BV - HSI R Bear CBBC Jul 2011 C	200,000,000	2011/03/09	2011/07/28	50.00
63067	KBC Fin Products Int'l Ltd. - HSI R Bull CBBC Jun 2011 B	208,000,000	2011/03/09	2011/06/29	52.00
63068	KBC Fin Products Int'l Ltd. - HSI R Bear CBBC Jul 2011 O	308,000,000	2011/03/09	2011/07/28	77.00
68618	SGA Societe Generale Acceptance N.V. - HSI R Bull CBBC Jun11I	300,000,000	2011/03/09	2011/06/29	75.00
68619	SGA Societe Generale Acceptance N.V. - HSI R Bull CBBC Jul11J	300,000,000	2011/03/09	2011/07/28	75.00
63021	SGA Societe Generale Acceptance N.V. - HSI R Bull CBBC Jul11K	300,000,000	2011/03/09	2011/07/28	75.00
63046	SGA Societe Generale Acceptance N.V. - HSI R Bull CBBC Jul11L	300,000,000	2011/03/09	2011/07/28	75.00
63062	UBS AG - HSBC R Bull CBBC Sep 2011 A	100,000,000	2011/03/09	2011/09/19	25.00
63066	UBS AG - HSBC R Bear CBBC Sep 2011 B	100,000,000	2011/03/09	2011/09/05	25.00
63058	UBS AG - HSI R Bull CBBC Jun 2011 K	300,000,000	2011/03/09	2011/06/29	75.00
63063	UBS AG - HSI R Bull CBBC Aug 2011 L	300,000,000	2011/03/09	2011/08/30	75.00
63064	UBS AG - HSI R Bear CBBC Jul 2011 E	300,000,000	2011/03/09	2011/07/28	75.00
63065	UBS AG - Hutchison R Bear CBBC Aug 2011 B	100,000,000	2011/03/09	2011/08/29	25.00
63091	BNP Paribas Arbit Issu B.V. - HSI R Bear CBBC Jul 2011 W	200,000,000	2011/03/10	2011/07/28	50.00
63092	BNP Paribas Arbit Issu B.V. - HSI R Bear CBBC Jul 2011 X	200,000,000	2011/03/10	2011/07/28	50.00
63075	Credit Suisse AG - HSI R Bear CBBC Jun 2011 L	210,000,000	2011/03/10	2011/06/29	52.50
63074	Credit Suisse AG - HSI R Bear CBBC Jun 2011 M	210,000,000	2011/03/10	2011/06/29	52.50
63078	Deutsche Bank AG - A50 China R Bull CBBC Aug 2011 E	100,000,000	2011/03/10	2011/08/16	25.00
63083	Deutsche Bank AG - A50 China R Bear CBBC Aug 2011 F	100,000,000	2011/03/10	2011/08/09	25.00
63080	Deutsche Bank AG - HSBC R Bull CBBC Jul 2011 H	100,000,000	2011/03/10	2011/07/26	25.00
63081	Deutsche Bank AG - HSI R Bull CBBC Aug 2011 S	300,000,000	2011/03/10	2011/08/30	75.00
63084	Deutsche Bank AG - HSI R Bear CBBC Jun 2011 Q	300,000,000	2011/03/10	2011/06/29	75.00
63087	UBS AG - HKEx R Bull CBBC Jul 2011 D	100,000,000	2011/03/10	2011/07/25	25.00
63085	UBS AG - HSI R Bull CBBC Aug 2011 M	300,000,000	2011/03/10	2011/08/30	75.00
63086	UBS AG - HSI R Bull CBBC Sep 2011 A	300,000,000	2011/03/10	2011/09/29	75.00
63077	UBS AG - HSI R Bear CBBC Jun 2011 O	300,000,000	2011/03/10	2011/06/29	75.00
63089	UBS AG - HSI R Bear CBBC Jul 2011 S	300,000,000	2011/03/10	2011/07/28	75.00
63090	UBS AG - HSI R Bear CBBC Sep 2011 B	300,000,000	2011/03/10	2011/09/29	75.00
63088	UBS AG - Hutchison R Bull CBBC Aug 2011 C	100,000,000	2011/03/10	2011/08/29	25.00
63106	Credit Suisse AG - A50 China R Bull CBBC Jul 2011 B	100,000,000	2011/03/11	2011/07/25	25.00
63107	Credit Suisse AG - HSI R Bear CBBC Jun 2011 F	210,000,000	2011/03/11	2011/06/29	52.50
63104	Credit Suisse AG - TCH R Bull CBBC Jun 2011 C	100,000,000	2011/03/11	2011/06/27	25.00
63105	Credit Suisse AG - TCH R Bull CBBC Jul 2011 B	100,000,000	2011/03/11	2011/07/25	25.00
63113	Credit Suisse AG - TCH R Bear CBBC Jun 2011 D	100,000,000	2011/03/11	2011/06/27	45.00
63114	Credit Suisse AG - TCH R Bear CBBC Jul 2011 C	100,000,000	2011/03/11	2011/07/25	56.00
63119	Deutsche Bank AG - HSCEI R Bull CBBC Aug 2011 B	100,000,000	2011/03/11	2011/08/30	25.00
63096	HK Bank - China Life R Bull CBBC Aug 2011 A	80,000,000	2011/03/11	2011/08/25	20.00
63103	HK Bank - Sinopec Corp R Bear CBBC Oct 2011 A	100,000,000	2011/03/11	2011/10/12	25.00
63097	HK Bank - HKEx R Bull CBBC Sep 2011 B	100,000,000	2011/03/11	2011/09/27	25.00
63098	HK Bank - ICBC R Bull CBBC Sep 2011 A	100,000,000	2011/03/11	2011/09/16	25.00
63101	HK Bank - SHK Ppt R Bull CBBC Dec 2011 A	100,000,000	2011/03/11	2011/12/15	25.00
63102	HK Bank - TCH R Bull CBBC Nov 2011 A	80,000,000	2011/03/11	2011/11/18	28.00
63093	Nomura Int'l plc - HSI R Bull CBBC Jun 2011 A	200,000,000	2011/03/11	2011/06/29	80.00
63094	Nomura Int'l plc - HSI R Bull CBBC Jun 2011 B	200,000,000	2011/03/11	2011/06/29	62.00
63095	Nomura Int'l plc - HSI R Bull CBBC Jul 2011 A	200,000,000	2011/03/11	2011/07/28	78.00

Main Board Callable Bull/Bear Contracts

Code	Callable Bull / Bear Contracts	No. of issue (units)	Listing date	Expiry	Amount raised (HK\$ mil.)
63099	Nomura Int'l plc - HSI R Bear CBBC Jun 2011 C	200,000,000	2011/03/11	2011/06/29	80.00
63100	Nomura Int'l plc - HSI R Bear CBBC Jul 2011 B	200,000,000	2011/03/11	2011/07/28	98.00
63109	UBS AG - A50 China R Bull CBBC Sep 2011 A	100,000,000	2011/03/11	2011/09/26	25.00
63115	UBS AG - A50 China R Bear CBBC Sep 2011 B	100,000,000	2011/03/11	2011/09/05	25.00
63118	UBS AG - HSI R Bull CBBC Jun 2011 N	300,000,000	2011/03/11	2011/06/29	75.00
63116	UBS AG - HSI R Bear CBBC Jun 2011 J	300,000,000	2011/03/11	2011/06/29	75.00
63108	UBS AG - TCH R Bull CBBC Sep 2011 A	100,000,000	2011/03/11	2011/09/19	28.50
63117	UBS AG - TCH R Bear CBBC Sep 2011 B	100,000,000	2011/03/11	2011/09/05	26.00
63120	Credit Suisse AG - HSI R Bull CBBC Aug 2011 X	210,000,000	2011/03/14	2011/08/30	52.50
63121	Deutsche Bank AG - HSI R Bull CBBC Sep 2011 X	300,000,000	2011/03/14	2011/09/29	75.00
63122	UBS AG - HSI R Bull CBBC Jun 2011 A	300,000,000	2011/03/14	2011/06/29	75.00
63135	Barclays Bank plc - HSI R Bull CBBC Sep 2011 A	300,000,000	2011/03/15	2011/09/29	75.00
63136	Barclays Bank plc - HSI R Bull CBBC Sep 2011 B	300,000,000	2011/03/15	2011/09/29	75.00
63137	Barclays Bank plc - HSI R Bull CBBC Sep 2011 C	300,000,000	2011/03/15	2011/09/29	75.00
63141	Barclays Bank plc - HSI R Bear CBBC Sep 2011 D	300,000,000	2011/03/15	2011/09/29	75.00
63143	Barclays Bank plc - HSI R Bear CBBC Sep 2011 E	300,000,000	2011/03/15	2011/09/29	75.00
63157	BNP Paribas Arbit Issu B.V. - HSI R Bull CBBC Dec 2011 P	200,000,000	2011/03/15	2011/12/29	50.00
63156	BNP Paribas Arbit Issu B.V. - HSI R Bull CBBC Dec 2011 Q	200,000,000	2011/03/15	2011/12/29	50.00
63159	BNP Paribas Arbit Issu B.V. - HSI R Bull CBBC Dec 2011 W	200,000,000	2011/03/15	2011/12/29	50.00
63158	BNP Paribas Arbit Issu B.V. - HSI R Bull CBBC Dec 2011 X	200,000,000	2011/03/15	2011/12/29	50.00
63139	Credit Suisse AG - A50 China R Bull CBBC Aug 2011 A	100,000,000	2011/03/15	2011/08/22	25.00
63160	Credit Suisse AG - HSI R Bull CBBC Aug 2011 Y	210,000,000	2011/03/15	2011/08/30	52.50
63140	Credit Suisse AG - HSI R Bear CBBC Jun 2011 E	210,000,000	2011/03/15	2011/06/29	52.50
63149	Deutsche Bank AG - China Life R Bull CBBC Aug 2011 D	100,000,000	2011/03/15	2011/08/23	25.00
63151	Deutsche Bank AG - China Life R Bear CBBC Aug 2011 E	100,000,000	2011/03/15	2011/08/30	48.00
63152	Deutsche Bank AG - A50 China R Bull CBBC Aug 2011 G	100,000,000	2011/03/15	2011/08/30	25.00
63153	Deutsche Bank AG - A50 China R Bear CBBC Aug 2011 H	100,000,000	2011/03/15	2011/08/23	25.00
63145	Deutsche Bank AG - HSCEI R Bear CBBC Sep 2011 A	80,000,000	2011/03/15	2011/09/29	20.00
63146	Deutsche Bank AG - HSCEI R Bear CBBC Sep 2011 B	80,000,000	2011/03/15	2011/09/29	28.00
63164	Deutsche Bank AG - HSI R Bull CBBC Sep 2011 Y	300,000,000	2011/03/15	2011/09/29	78.00
63165	Deutsche Bank AG - HSI R Bull CBBC Oct 2011 R	300,000,000	2011/03/15	2011/10/28	75.00
63147	Deutsche Bank AG - HSI R Bear CBBC Jun 2011 J	300,000,000	2011/03/15	2011/06/29	75.00
63148	Deutsche Bank AG - HSI R Bear CBBC Jul 2011 S	300,000,000	2011/03/15	2011/07/28	75.00
63166	KBC Fin Products Int'l Ltd. - HSI R Bull CBBC Jul 2011 P	228,000,000	2011/03/15	2011/07/28	57.00
63168	KBC Fin Products Int'l Ltd. - HSI R Bull CBBC Jul 2011 Q	168,000,000	2011/03/15	2011/07/28	42.00
63123	Merrill Lynch Int'l & Co. C.V. - HSI R Bull CBBC Jun 2011 B	100,000,000	2011/03/15	2011/06/29	25.00
63124	Merrill Lynch Int'l & Co. C.V. - HSI R Bull CBBC Jun 2011 C	100,000,000	2011/03/15	2011/06/29	25.00
63125	Merrill Lynch Int'l & Co. C.V. - HSI R Bull CBBC Jun 2011 D	100,000,000	2011/03/15	2011/06/29	25.00
63131	Merrill Lynch Int'l & Co. C.V. - HSI R Bear CBBC Jun 2011 E	100,000,000	2011/03/15	2011/06/29	25.00
63133	Merrill Lynch Int'l & Co. C.V. - HSI R Bear CBBC Jun 2011 F	100,000,000	2011/03/15	2011/06/29	25.00
63134	Merrill Lynch Int'l & Co. C.V. - HSI R Bear CBBC Jun 2011 G	100,000,000	2011/03/15	2011/06/29	25.00
63155	UBS AG - HSI R Bull CBBC Jul 2011 V	300,000,000	2011/03/15	2011/07/28	75.00
63144	UBS AG - HSI R Bear CBBC Jun 2011 G	300,000,000	2011/03/15	2011/06/29	75.00
63138	UBS AG - HSI R Bear CBBC Aug 2011 N	300,000,000	2011/03/15	2011/08/30	75.00
63154	UBS AG - Ping An R Bull CBBC Aug 2011 A	100,000,000	2011/03/15	2011/08/15	25.00

Main Board Callable Bull/Bear Contracts

Code	Callable Bull / Bear Contracts	No. of issue (units)	Listing date	Expiry	Amount raised (HK\$ mil.)
63180	Credit Suisse AG - HSI R Bull CBBC Sep 2011 O	210,000,000	2011/03/16	2011/09/29	52.50
63184	Credit Suisse AG - HSI R Bull CBBC Sep 2011 P	210,000,000	2011/03/16	2011/09/29	52.50
63185	Credit Suisse AG - HSI R Bull CBBC Sep 2011 Q	210,000,000	2011/03/16	2011/09/29	52.50
63179	Credit Suisse AG - HSI R Bear CBBC Jun 2011 C	210,000,000	2011/03/16	2011/06/29	52.50
63169	Deutsche Bank AG - HSI R Bull CBBC Nov 2011 C	300,000,000	2011/03/16	2011/11/29	75.00
63182	Deutsche Bank AG - HSI R Bull CBBC Nov 2011 E	300,000,000	2011/03/16	2011/11/29	75.00
63181	Deutsche Bank AG - HSI R Bear CBBC Oct 2011 S	300,000,000	2011/03/16	2011/10/28	75.00
63173	Deutsche Bank AG - HSI R Bear CBBC Nov 2011 D	300,000,000	2011/03/16	2011/11/29	108.00
63174	HK Bank - A50 R Bull CBBC Sep 2011 A	100,000,000	2011/03/16	2011/09/09	25.00
63176	HK Bank - HSI R Bull CBBC Sep 2011 C	150,000,000	2011/03/16	2011/09/29	37.50
63177	HK Bank - HSI R Bull CBBC Sep 2011 D	150,000,000	2011/03/16	2011/09/29	37.50
63171	SGA Societe Generale Acceptance N.V. - HSI R Bull CBBC Jun11G	300,000,000	2011/03/16	2011/06/29	75.00
63170	SGA Societe Generale Acceptance N.V. - HSI R Bull CBBC Jun11H	300,000,000	2011/03/16	2011/06/29	75.00
63175	SGA Societe Generale Acceptance N.V. - HSI R Bull CBBC Jun11X	300,000,000	2011/03/16	2011/06/29	75.00
63172	SGA Societe Generale Acceptance N.V. - HSI R Bull CBBC Jun11Z	300,000,000	2011/03/16	2011/06/29	75.00
63187	UBS AG - HSI R Bull CBBC Jun 2011 Z	300,000,000	2011/03/16	2011/06/29	75.00
63186	UBS AG - HSI R Bull CBBC Jul 2011 P	300,000,000	2011/03/16	2011/07/28	75.00
63178	UBS AG - HSI R Bear CBBC Jul 2011 W	300,000,000	2011/03/16	2011/07/28	75.00
63191	UBS AG - HSI R Bear CBBC Jul 2011 X	300,000,000	2011/03/16	2011/07/28	75.00
63197	Credit Suisse AG - HSI R Bull CBBC Aug 2011 Z	210,000,000	2011/03/17	2011/08/30	52.50
63196	Credit Suisse AG - HSI R Bear CBBC Jun 2011 B	210,000,000	2011/03/17	2011/06/29	52.50
63192	Deutsche Bank AG - HSI R Bull CBBC Sep 2011 E	300,000,000	2011/03/17	2011/09/29	75.00
63188	Deutsche Bank AG - HSI R Bear CBBC Sep 2011 Z	300,000,000	2011/03/17	2011/09/29	75.00
63200	RB of Scotland N.V. - HSI R Bull CBBC Aug 2011 A	250,000,000	2011/03/17	2011/08/30	62.50
63201	RB of Scotland N.V. - HSI R Bull CBBC Aug 2011 B	250,000,000	2011/03/17	2011/08/30	62.50
63202	RB of Scotland N.V. - HSI R Bull CBBC Aug 2011 C	250,000,000	2011/03/17	2011/08/30	62.50
63193	UBS AG - China Life R Bull CBBC Sep 2011 A	100,000,000	2011/03/17	2011/09/12	25.00
63189	UBS AG - HSI R Bull CBBC Aug 2011 O	300,000,000	2011/03/17	2011/08/30	75.00
63195	UBS AG - HSI R Bull CBBC Sep 2011 C	300,000,000	2011/03/17	2011/09/29	75.00
63198	UBS AG - HSI R Bear CBBC Aug 2011 P	300,000,000	2011/03/17	2011/08/30	75.00
63199	UBS AG - HSI R Bear CBBC Aug 2011 Q	300,000,000	2011/03/17	2011/08/30	75.00
63194	UBS AG - TCH R Bear CBBC Sep 2011 C	100,000,000	2011/03/17	2011/09/26	33.50
63237	BNP Paribas Arbit Issu B.V. - HSI R Bear CBBC Jul 2011 A	200,000,000	2011/03/18	2011/07/28	50.00
63234	BNP Paribas Arbit Issu B.V. - HSI R Bear CBBC Jul 2011 D	200,000,000	2011/03/18	2011/07/28	50.00
63231	BNP Paribas Arbit Issu B.V. - HSI R Bear CBBC Jul 2011 F	200,000,000	2011/03/18	2011/07/28	50.00
63242	BNP Paribas Arbit Issu B.V. - HSI R Bear CBBC Jul 2011 G	200,000,000	2011/03/18	2011/07/28	50.00
63224	BNP Paribas Arbit Issu B.V. - HSI R Bear CBBC Jul 2011 Y	200,000,000	2011/03/18	2011/07/28	50.00
63227	BNP Paribas Arbit Issu B.V. - HSI R Bear CBBC Jul 2011 Z	200,000,000	2011/03/18	2011/07/28	50.00
63210	Credit Suisse AG - HSI R Bull CBBC Aug 2011 I	210,000,000	2011/03/18	2011/08/30	52.50
63213	Credit Suisse AG - HSI R Bear CBBC Jun 2011 Y	210,000,000	2011/03/18	2011/06/29	52.50
63209	Credit Suisse AG - HSI R Bear CBBC Jun 2011 Z	210,000,000	2011/03/18	2011/06/29	52.50
63220	Deutsche Bank AG - A50 China R Bear CBBC Aug 2011 I	80,000,000	2011/03/18	2011/08/30	20.00
63219	Deutsche Bank AG - HSBC R Bear CBBC Sep 2011 A	80,000,000	2011/03/18	2011/09/06	20.00
63216	Deutsche Bank AG - HSI R Bull CBBC Oct 2011 T	300,000,000	2011/03/18	2011/10/28	78.00
63217	Deutsche Bank AG - HSI R Bear CBBC Jul 2011 Y	300,000,000	2011/03/18	2011/07/28	75.00

Main Board Callable Bull/Bear Contracts

Code	Callable Bull / Bear Contracts	No. of issue (units)	Listing date	Expiry	Amount raised (HK\$ mil.)
63218	Deutsche Bank AG - HSI R Bear CBBC Aug 2011 U	300,000,000	2011/03/18	2011/08/30	75.00
63214	KBC Fin Products Int'l Ltd. - HSI R Bear CBBC Jul 2011 R	248,000,000	2011/03/18	2011/07/28	62.00
63215	KBC Fin Products Int'l Ltd. - HSI R Bear CBBC Jul 2011 S	248,000,000	2011/03/18	2011/07/28	62.00
63207	SGA Societe Generale Acceptance N.V. - HSI R Bear CBBC Jun11F	300,000,000	2011/03/18	2011/06/29	75.00
63206	SGA Societe Generale Acceptance N.V. - HSI R Bear CBBC Jun11L	300,000,000	2011/03/18	2011/06/29	75.00
63204	SGA Societe Generale Acceptance N.V. - HSI R Bear CBBC Jun11U	300,000,000	2011/03/18	2011/06/29	75.00
63203	SGA Societe Generale Acceptance N.V. - HSI R Bear CBBC Jun11W	300,000,000	2011/03/18	2011/06/29	75.00
63208	UBS AG - HSI R Bull CBBC Jun 2011 T	300,000,000	2011/03/18	2011/06/29	75.00
63211	UBS AG - HSI R Bear CBBC Jul 2011 Z	300,000,000	2011/03/18	2011/07/28	75.00
63212	UBS AG - HSI R Bear CBBC Aug 2011 R	300,000,000	2011/03/18	2011/08/30	75.00
63250	BNP Paribas Arbit Issu B.V. - HSI R Bear CBBC Jul 2011 C	200,000,000	2011/03/21	2011/07/28	50.00
63248	Credit Suisse AG - HSI R Bull CBBC Aug 2011 D	210,000,000	2011/03/21	2011/08/30	52.50
63265	Credit Suisse AG - HSI R Bear CBBC Jun 2011 O	210,000,000	2011/03/21	2011/06/29	52.50
63247	Credit Suisse AG - HSI R Bear CBBC Jun 2011 W	210,000,000	2011/03/21	2011/06/29	52.50
63251	Deutsche Bank AG - China Life R Bear CBBC Sep 2011 A	80,000,000	2011/03/21	2011/09/06	20.80
63262	Deutsche Bank AG - A50 China R Bull CBBC Sep 2011 A	80,000,000	2011/03/21	2011/09/06	20.00
63264	Deutsche Bank AG - A50 China R Bear CBBC Sep 2011 B	80,000,000	2011/03/21	2011/09/06	20.00
63258	Deutsche Bank AG - HSBC R Bull CBBC Sep 2011 B	80,000,000	2011/03/21	2011/09/27	20.00
63259	Deutsche Bank AG - HSBC R Bull CBBC Sep 2011 C	80,000,000	2011/03/21	2011/09/20	20.00
63254	Deutsche Bank AG - HSCEI R Bear CBBC Sep 2011 C	80,000,000	2011/03/21	2011/09/29	20.00
63256	Deutsche Bank AG - HSI R Bull CBBC Nov 2011 F	300,000,000	2011/03/21	2011/11/29	75.00
63257	Deutsche Bank AG - HSI R Bear CBBC Aug 2011 V	300,000,000	2011/03/21	2011/08/30	75.00
63243	SGA Societe Generale Acceptance N.V. - HSI R Bear CBBC Jun11I	300,000,000	2011/03/21	2011/06/29	75.00
63244	SGA Societe Generale Acceptance N.V. - HSI R Bear CBBC Aug11W	300,000,000	2011/03/21	2011/08/30	75.00
63245	SGA Societe Generale Acceptance N.V. - HSI R Bear CBBC Aug11X	300,000,000	2011/03/21	2011/08/30	75.00
63246	SGA Societe Generale Acceptance N.V. - HSI R Bear CBBC Aug11Y	300,000,000	2011/03/21	2011/08/30	75.00
63266	UBS AG - China Mobile R Bear CBBC Aug 2011 C	100,000,000	2011/03/21	2011/08/22	25.00
63270	UBS AG - China Life R Bear CBBC Sep 2011 B	100,000,000	2011/03/21	2011/09/05	59.00
63267	UBS AG - A50 China R Bear CBBC Sep 2011 C	100,000,000	2011/03/21	2011/09/12	25.00
63249	UBS AG - HSI R Bull CBBC Jul 2011 F	300,000,000	2011/03/21	2011/07/28	75.00
63268	UBS AG - HSI R Bear CBBC Aug 2011 S	300,000,000	2011/03/21	2011/08/30	75.00
63269	UBS AG - HSI R Bear CBBC Aug 2011 T	300,000,000	2011/03/21	2011/08/30	75.00
67074#	UBS AG - HSI R Bull CBBC Jun 2011 I	200,000,000	2011/03/21	2011/06/29	12.40
63307	BNP Paribas Arbit Issu B.V. - HSI R Bear CBBC Jul 2011 H	200,000,000	2011/03/22	2011/07/28	50.00
63312	BNP Paribas Arbit Issu B.V. - HSI R Bear CBBC Jul 2011 I	200,000,000	2011/03/22	2011/07/28	50.00
63311	BNP Paribas Arbit Issu B.V. - HSI R Bear CBBC Jul 2011 J	200,000,000	2011/03/22	2011/07/28	50.00
63309	BNP Paribas Arbit Issu B.V. - HSI R Bear CBBC Jul 2011 K	200,000,000	2011/03/22	2011/07/28	50.00
63308	BNP Paribas Arbit Issu B.V. - HSI R Bear CBBC Jul 2011 L	200,000,000	2011/03/22	2011/07/28	50.00
63314	BNP Paribas Arbit Issu B.V. - HSI R Bear CBBC Jul 2011 N	200,000,000	2011/03/22	2011/07/28	50.00
63313	BNP Paribas Arbit Issu B.V. - HSI R Bear CBBC Jul 2011 O	200,000,000	2011/03/22	2011/07/28	50.00
63279	Credit Suisse AG - HSI R Bull CBBC Aug 2011 K	210,000,000	2011/03/22	2011/08/30	52.50
63280	Credit Suisse AG - HSI R Bull CBBC Aug 2011 L	210,000,000	2011/03/22	2011/08/30	52.50
63283	Credit Suisse AG - HSI R Bull CBBC Aug 2011 P	210,000,000	2011/03/22	2011/08/30	52.50
63284	Credit Suisse AG - HSI R Bull CBBC Sep 2011 R	210,000,000	2011/03/22	2011/09/29	52.50
63285	Credit Suisse AG - HSI R Bull CBBC Sep 2011 S	210,000,000	2011/03/22	2011/09/29	52.50

Main Board Callable Bull/Bear Contracts

Code	Callable Bull / Bear Contracts	No. of issue (units)	Listing date	Expiry	Amount raised (HK\$ mil.)
63286	Credit Suisse AG - HSI R Bull CBBC Sep 2011 T	210,000,000	2011/03/22	2011/09/29	52.50
63287	Credit Suisse AG - HSI R Bull CBBC Sep 2011 U	210,000,000	2011/03/22	2011/09/29	52.50
63288	Credit Suisse AG - HSI R Bull CBBC Oct 2011 G	210,000,000	2011/03/22	2011/10/28	52.50
63289	Credit Suisse AG - HSI R Bull CBBC Oct 2011 H	210,000,000	2011/03/22	2011/10/28	66.15
63290	Credit Suisse AG - HSI R Bull CBBC Oct 2011 I	210,000,000	2011/03/22	2011/10/28	52.50
63291	Credit Suisse AG - HSI R Bull CBBC Oct 2011 J	210,000,000	2011/03/22	2011/10/28	52.50
63301	Credit Suisse AG - HSI R Bear CBBC Jun 2011 H	210,000,000	2011/03/22	2011/06/29	52.50
63304	Credit Suisse AG - HSI R Bear CBBC Jun 2011 N	210,000,000	2011/03/22	2011/06/29	52.50
63303	Credit Suisse AG - HSI R Bear CBBC Jun 2011 V	210,000,000	2011/03/22	2011/06/29	52.50
63302	Credit Suisse AG - HSI R Bear CBBC Jun 2011 X	210,000,000	2011/03/22	2011/06/29	52.50
63306	Credit Suisse AG - HSI R Bear CBBC Jul 2011 J	210,000,000	2011/03/22	2011/07/28	52.50
63305	Credit Suisse AG - HSI R Bear CBBC Jul 2011 Q	210,000,000	2011/03/22	2011/07/28	52.50
63356	Deutsche Bank AG - A50 China R Bear CBBC Sep 2011 C	80,000,000	2011/03/22	2011/09/20	20.00
63355	Deutsche Bank AG - HSBC R Bear CBBC Sep 2011 D	80,000,000	2011/03/22	2011/09/20	20.00
63272	Deutsche Bank AG - HSI R Bull CBBC Sep 2011 F	300,000,000	2011/03/22	2011/09/29	75.00
63273	Deutsche Bank AG - HSI R Bull CBBC Sep 2011 J	300,000,000	2011/03/22	2011/09/29	75.00
63275	Deutsche Bank AG - HSI R Bull CBBC Oct 2011 U	300,000,000	2011/03/22	2011/10/28	75.00
63316	Deutsche Bank AG - HSI R Bull CBBC Oct 2011 V	300,000,000	2011/03/22	2011/10/28	105.00
63318	Deutsche Bank AG - HSI R Bull CBBC Nov 2011 G	300,000,000	2011/03/22	2011/11/29	108.00
63319	Deutsche Bank AG - HSI R Bull CBBC Nov 2011 H	300,000,000	2011/03/22	2011/11/29	75.00
63324	Deutsche Bank AG - HSI R Bull CBBC Dec 2011 A	300,000,000	2011/03/22	2011/12/29	96.00
63325	Deutsche Bank AG - HSI R Bull CBBC Dec 2011 B	300,000,000	2011/03/22	2011/12/29	126.00
63326	Deutsche Bank AG - HSI R Bull CBBC Dec 2011 C	300,000,000	2011/03/22	2011/12/29	123.00
63327	Deutsche Bank AG - HSI R Bull CBBC Dec 2011 D	300,000,000	2011/03/22	2011/12/29	78.00
63328	Deutsche Bank AG - HSI R Bear CBBC Nov 2011 I	300,000,000	2011/03/22	2011/11/29	84.00
63329	Deutsche Bank AG - HSI R Bear CBBC Nov 2011 J	300,000,000	2011/03/22	2011/11/29	90.00
63331	Deutsche Bank AG - HSI R Bear CBBC Dec 2011 E	300,000,000	2011/03/22	2011/12/29	75.00
63350	J P Morgan SP BV - HSI R Bull CBBC Jul 2011 D	200,000,000	2011/03/22	2011/07/28	50.00
63351	J P Morgan SP BV - HSI R Bear CBBC Jul 2011 E	200,000,000	2011/03/22	2011/07/28	50.00
63352	J P Morgan SP BV - HSI R Bear CBBC Jul 2011 F	200,000,000	2011/03/22	2011/07/28	50.00
63353	J P Morgan SP BV - HSI R Bear CBBC Jul 2011 G	200,000,000	2011/03/22	2011/07/28	50.00
63354	J P Morgan SP BV - HSI R Bear CBBC Jul 2011 H	200,000,000	2011/03/22	2011/07/28	50.00
63340	KBC Fin Products Int'l Ltd. - HSI R Bull CBBC Jul 2011 T	168,000,000	2011/03/22	2011/07/28	42.00
63344	KBC Fin Products Int'l Ltd. - HSI R Bear CBBC Jul 2011 U	168,000,000	2011/03/22	2011/07/28	42.00
63345	KBC Fin Products Int'l Ltd. - HSI R Bear CBBC Jul 2011 V	208,000,000	2011/03/22	2011/07/28	52.00
63346	KBC Fin Products Int'l Ltd. - HSI R Bear CBBC Jul 2011 W	248,000,000	2011/03/22	2011/07/28	62.00
63342	RB of Scotland N.V. - BOCL R Bull CBBC Aug 2011 A	80,000,000	2011/03/22	2011/08/29	20.00
63343	RB of Scotland N.V. - Sinopec Corp R Bull CBBC Aug 2011 A	80,000,000	2011/03/22	2011/08/29	20.00
63341	RB of Scotland N.V. - A50 China R Bull CBBC Aug 2011 A	80,000,000	2011/03/22	2011/08/29	20.00
63349	RB of Scotland N.V. - A50 China R Bear CBBC Aug 2011 B	80,000,000	2011/03/22	2011/08/29	20.00
63293	SGA Societe Generale Acceptance N.V. - HSI R Bull CBBC Jun11V	300,000,000	2011/03/22	2011/06/29	75.00
63292	SGA Societe Generale Acceptance N.V. - HSI R Bull CBBC Jun11Y	300,000,000	2011/03/22	2011/06/29	75.00
63295	SGA Societe Generale Acceptance N.V. - HSI R Bear CBBC Jun11J	300,000,000	2011/03/22	2011/06/29	75.00
63294	SGA Societe Generale Acceptance N.V. - HSI R Bear CBBC Jun11Q	300,000,000	2011/03/22	2011/06/29	75.00
63299	SGA Societe Generale Acceptance N.V. - HSI R Bear CBBC Jul11J	300,000,000	2011/03/22	2011/07/28	75.00

Main Board Callable Bull/Bear Contracts

Code	Callable Bull / Bear Contracts	No. of issue (units)	Listing date	Expiry	Amount raised (HK\$ mil.)
63297	SGA Societe Generale Acceptance N.V. - HSI R Bear CBBC Jul11K	300,000,000	2011/03/22	2011/07/28	75.00
63296	SGA Societe Generale Acceptance N.V. - HSI R Bear CBBC Jul11L	300,000,000	2011/03/22	2011/07/28	75.00
63298	SGA Societe Generale Acceptance N.V. - HSI R Bear CBBC Jul11M	300,000,000	2011/03/22	2011/07/28	75.00
63300	SGA Societe Generale Acceptance N.V. - HSI R Bear CBBC Aug11Z	300,000,000	2011/03/22	2011/08/30	75.00
63277	UBS AG - HSI R Bull CBBC Jun 2011 N	300,000,000	2011/03/22	2011/06/29	75.00
63276	UBS AG - HSI R Bull CBBC Jun 2011 O	300,000,000	2011/03/22	2011/06/29	75.00
63278	UBS AG - HSI R Bull CBBC Jul 2011 K	300,000,000	2011/03/22	2011/07/28	75.00
63335	UBS AG - HSI R Bull CBBC Aug 2011 U	300,000,000	2011/03/22	2011/08/30	81.00
63336	UBS AG - HSI R Bull CBBC Aug 2011 V	300,000,000	2011/03/22	2011/08/30	75.00
63337	UBS AG - HSI R Bull CBBC Sep 2011 D	300,000,000	2011/03/22	2011/09/29	91.50
63338	UBS AG - HSI R Bull CBBC Sep 2011 E	300,000,000	2011/03/22	2011/09/29	96.00
63333	UBS AG - HSI R Bear CBBC Jun 2011 A	300,000,000	2011/03/22	2011/06/29	75.00
63332	UBS AG - HSI R Bear CBBC Jun 2011 J	300,000,000	2011/03/22	2011/06/29	75.00
63334	UBS AG - HSI R Bear CBBC Jul 2011 L	300,000,000	2011/03/22	2011/07/28	75.00
66636 [#]	UBS AG - HSI R Bull CBBC Jun 2011 C	300,000,000	2011/03/22	2011/06/29	19.50
63384	BNP Paribas Arbit Issu B.V. - HSI R Bull CBBC Dec 2011 T	200,000,000	2011/03/23	2011/12/29	50.00
63382	BNP Paribas Arbit Issu B.V. - HSI R Bull CBBC Dec 2011 U	200,000,000	2011/03/23	2011/12/29	50.00
63364	BNP Paribas Arbit Issu B.V. - HSI R Bull CBBC Dec 2011 V	200,000,000	2011/03/23	2011/12/29	50.00
63363	BNP Paribas Arbit Issu B.V. - HSI R Bull CBBC Dec 2011 Y	200,000,000	2011/03/23	2011/12/29	50.00
63374	Credit Suisse AG - HKEx R Bear CBBC Jul 2011 C	100,000,000	2011/03/23	2011/07/25	25.00
63377	Credit Suisse AG - HSI R Bull CBBC Sep 2011 V	210,000,000	2011/03/23	2011/09/29	52.50
63378	Credit Suisse AG - HSI R Bull CBBC Sep 2011 W	210,000,000	2011/03/23	2011/09/29	52.50
63376	Credit Suisse AG - HSI R Bear CBBC Jun 2011 L	210,000,000	2011/03/23	2011/06/29	52.50
63375	Credit Suisse AG - HSI R Bear CBBC Jun 2011 M	210,000,000	2011/03/23	2011/06/29	52.50
63362	Deutsche Bank AG - HSI R Bull CBBC Nov 2011 K	300,000,000	2011/03/23	2011/11/29	75.00
63368	Deutsche Bank AG - HSI R Bull CBBC Nov 2011 L	300,000,000	2011/03/23	2011/11/29	78.00
63369	Deutsche Bank AG - HSI R Bull CBBC Dec 2011 F	300,000,000	2011/03/23	2011/12/29	75.00
63370	Deutsche Bank AG - HSI R Bear CBBC Oct 2011 W	300,000,000	2011/03/23	2011/10/28	84.00
63373	Deutsche Bank AG - HSI R Bear CBBC Nov 2011 M	300,000,000	2011/03/23	2011/11/29	75.00
63366	HK Bank - HSI R Bull CBBC Sep 2011 E	100,000,000	2011/03/23	2011/09/29	25.00
63367	HK Bank - HSI R Bull CBBC Sep 2011 F	100,000,000	2011/03/23	2011/09/29	25.00
63371	HK Bank - HSI R Bear CBBC Sep 2011 G	100,000,000	2011/03/23	2011/09/29	25.00
63372	HK Bank - HSI R Bear CBBC Sep 2011 H	100,000,000	2011/03/23	2011/09/29	25.00
63365	SGA Societe Generale Acceptance N.V. - HSI R Bull CBBC Jun11Z	300,000,000	2011/03/23	2011/06/29	75.00
63358	UBS AG - HSI R Bull CBBC Jul 2011 Q	300,000,000	2011/03/23	2011/07/28	75.00
63361	UBS AG - HSI R Bull CBBC Aug 2011 W	300,000,000	2011/03/23	2011/08/30	75.00
63379	UBS AG - HSI R Bear CBBC Jul 2011 E	300,000,000	2011/03/23	2011/07/28	75.00
63381	UBS AG - HSI R Bear CBBC Jul 2011 J	300,000,000	2011/03/23	2011/07/28	75.00
63380	UBS AG - HSI R Bear CBBC Jul 2011 S	300,000,000	2011/03/23	2011/07/28	75.00
63462	BNP Paribas Arbit Issu B.V. - HSI R Bear CBBC Jul 2011 M	200,000,000	2011/03/24	2011/07/28	50.00
63463	BNP Paribas Arbit Issu B.V. - HSI R Bear CBBC Jul 2011 V	200,000,000	2011/03/24	2011/07/28	50.00
63385	Credit Suisse AG - HSI R Bull CBBC Sep 2011 X	210,000,000	2011/03/24	2011/09/29	52.50
63389	Credit Suisse AG - HSI R Bull CBBC Oct 2011 K	210,000,000	2011/03/24	2011/10/28	52.50
63422	Credit Suisse AG - HSI R Bull CBBC Nov 2011 A	210,000,000	2011/03/24	2011/11/29	56.70
63423	Credit Suisse AG - HSI R Bull CBBC Nov 2011 B	210,000,000	2011/03/24	2011/11/29	58.80

Main Board Callable Bull/Bear Contracts

Code	Callable Bull / Bear Contracts	No. of issue (units)	Listing date	Expiry	Amount raised (HK\$ mil.)
63424	Credit Suisse AG - HSI R Bull CBBC Dec 2011 A	210,000,000	2011/03/24	2011/12/29	52.50
63425	Credit Suisse AG - HSI R Bull CBBC Dec 2011 B	210,000,000	2011/03/24	2011/12/29	52.50
63419	Credit Suisse AG - HSI R Bear CBBC Jun 2011 F	210,000,000	2011/03/24	2011/06/29	52.50
63420	Credit Suisse AG - HSI R Bear CBBC Jul 2011 A	210,000,000	2011/03/24	2011/07/28	52.50
63421	Credit Suisse AG - HSI R Bear CBBC Jul 2011 S	210,000,000	2011/03/24	2011/07/28	52.50
63461	Credit Suisse AG - TCH R Bull CBBC Aug 2011 A	100,000,000	2011/03/24	2011/08/29	25.00
63459	Credit Suisse AG - TCH R Bear CBBC Jul 2011 D	100,000,000	2011/03/24	2011/07/25	25.00
63460	Credit Suisse AG - TCH R Bear CBBC Jul 2011 E	100,000,000	2011/03/24	2011/07/25	33.50
63406	Deutsche Bank AG - China Mobile R Bull CBBC Sep 2011 A	80,000,000	2011/03/24	2011/09/27	20.00
63413	Deutsche Bank AG - China Mobile R Bear CBBC Aug 2011 B	80,000,000	2011/03/24	2011/08/02	20.00
63405	Deutsche Bank AG - China Life R Bull CBBC Sep 2011 B	80,000,000	2011/03/24	2011/09/20	44.00
63412	Deutsche Bank AG - China Life R Bear CBBC Sep 2011 C	80,000,000	2011/03/24	2011/09/20	26.40
63444	Deutsche Bank AG - DJIA R Bear CBBC Dec 2011 B	80,000,000	2011/03/24	2011/12/19	20.00
63408	Deutsche Bank AG - A50 China R Bull CBBC Sep 2011 D	80,000,000	2011/03/24	2011/09/20	20.00
63407	Deutsche Bank AG - HSBC R Bull CBBC Sep 2011 E	80,000,000	2011/03/24	2011/09/21	20.00
63395	Deutsche Bank AG - HSI R Bull CBBC Oct 2011 X	300,000,000	2011/03/24	2011/10/28	75.00
63414	Deutsche Bank AG - HSI R Bear CBBC Sep 2011 M	300,000,000	2011/03/24	2011/09/29	84.00
63415	Deutsche Bank AG - HSI R Bear CBBC Sep 2011 Q	300,000,000	2011/03/24	2011/09/29	105.00
63417	Deutsche Bank AG - HSI R Bear CBBC Oct 2011 Y	300,000,000	2011/03/24	2011/10/28	81.00
63418	Deutsche Bank AG - HSI R Bear CBBC Nov 2011 N	300,000,000	2011/03/24	2011/11/29	75.00
63391	HK Bank - HSI R Bull CBBC Sep 2011 I	100,000,000	2011/03/24	2011/09/29	25.00
63392	HK Bank - HSI R Bull CBBC Sep 2011 J	200,000,000	2011/03/24	2011/09/29	50.00
63393	HK Bank - HSI R Bull CBBC Sep 2011 K	100,000,000	2011/03/24	2011/09/29	25.00
63394	HK Bank - HSI R Bear CBBC Aug 2011 F	100,000,000	2011/03/24	2011/08/30	25.00
63445	J P Morgan SP BV - HSI R Bull CBBC Jul 2011 I	200,000,000	2011/03/24	2011/07/28	50.00
63446	J P Morgan SP BV - HSI R Bull CBBC Jul 2011 J	200,000,000	2011/03/24	2011/07/28	50.00
63447	J P Morgan SP BV - HSI R Bull CBBC Jul 2011 K	200,000,000	2011/03/24	2011/07/28	50.00
63448	J P Morgan SP BV - HSI R Bull CBBC Jul 2011 L	200,000,000	2011/03/24	2011/07/28	50.00
63449	J P Morgan SP BV - HSI R Bull CBBC Jul 2011 M	200,000,000	2011/03/24	2011/07/28	50.00
63450	J P Morgan SP BV - HSI R Bull CBBC Jul 2011 N	200,000,000	2011/03/24	2011/07/28	50.00
63451	J P Morgan SP BV - HSI R Bull CBBC Jul 2011 O	200,000,000	2011/03/24	2011/07/28	50.00
63453	J P Morgan SP BV - HSI R Bull CBBC Jul 2011 P	200,000,000	2011/03/24	2011/07/28	50.00
63454	J P Morgan SP BV - HSI R Bull CBBC Jul 2011 Q	200,000,000	2011/03/24	2011/07/28	50.00
63455	J P Morgan SP BV - HSI R Bull CBBC Jul 2011 R	200,000,000	2011/03/24	2011/07/28	50.00
63457	J P Morgan SP BV - HSI R Bear CBBC Jul 2011 S	200,000,000	2011/03/24	2011/07/28	50.00
63458	J P Morgan SP BV - HSI R Bear CBBC Jul 2011 T	200,000,000	2011/03/24	2011/07/28	50.00
63442	KBC Fin Products Int'l Ltd. - HSI R Bear CBBC Jul 2011 X	188,000,000	2011/03/24	2011/07/28	47.00
63443	KBC Fin Products Int'l Ltd. - HSI R Bear CBBC Aug 2011 G	228,000,000	2011/03/24	2011/08/30	57.00
63386	Macquarie Bank Ltd. - HSI R Bull CBBC Jul 2011 B	200,000,000	2011/03/24	2011/07/28	50.00
63390	Macquarie Bank Ltd. - HSI R Bear CBBC Jul 2011 C	200,000,000	2011/03/24	2011/07/28	50.00
63396	SGA Societe Generale Acceptance N.V. - HSI R Bull CBBC Jun11X	300,000,000	2011/03/24	2011/06/29	75.00
63397	SGA Societe Generale Acceptance N.V. - HSI R Bull CBBC Sep11A	300,000,000	2011/03/24	2011/09/29	103.50
63398	SGA Societe Generale Acceptance N.V. - HSI R Bull CBBC Sep11B	300,000,000	2011/03/24	2011/09/29	100.50
63399	SGA Societe Generale Acceptance N.V. - HSI R Bull CBBC Sep11C	300,000,000	2011/03/24	2011/09/29	96.00
63400	SGA Societe Generale Acceptance N.V. - HSI R Bull CBBC Sep11D	300,000,000	2011/03/24	2011/09/29	93.00

Main Board Callable Bull/Bear Contracts

Code	Callable Bull / Bear Contracts	No. of issue (units)	Listing date	Expiry	Amount raised (HK\$ mil.)
63401	SGA Societe Generale Acceptance N.V. - HSI R Bull CBBC Sep11E	300,000,000	2011/03/24	2011/09/29	88.50
63403	SGA Societe Generale Acceptance N.V. - HSI R Bear CBBC Aug11A	300,000,000	2011/03/24	2011/08/30	75.00
63402	SGA Societe Generale Acceptance N.V. - HSI R Bear CBBC Aug11B	300,000,000	2011/03/24	2011/08/30	75.00
63426	UBS AG - China Mobile R Bull CBBC Aug 2011 D	100,000,000	2011/03/24	2011/08/22	25.00
63427	UBS AG - China Mobile R Bull CBBC Sep 2011 A	100,000,000	2011/03/24	2011/09/19	25.00
63428	UBS AG - HKEx R Bull CBBC Sep 2011 A	100,000,000	2011/03/24	2011/09/19	27.50
63429	UBS AG - HSBC R Bull CBBC Sep 2011 C	100,000,000	2011/03/24	2011/09/26	25.00
63387	UBS AG - HSI R Bull CBBC Jun 2011 L	300,000,000	2011/03/24	2011/06/29	75.00
63434	UBS AG - HSI R Bull CBBC Aug 2011 B	300,000,000	2011/03/24	2011/08/30	75.00
63388	UBS AG - HSI R Bull CBBC Aug 2011 X	300,000,000	2011/03/24	2011/08/30	75.00
63432	UBS AG - HSI R Bull CBBC Aug 2011 Y	300,000,000	2011/03/24	2011/08/30	81.00
63433	UBS AG - HSI R Bull CBBC Aug 2011 Z	300,000,000	2011/03/24	2011/08/30	75.00
63435	UBS AG - HSI R Bull CBBC Sep 2011 F	300,000,000	2011/03/24	2011/09/29	81.00
63436	UBS AG - HSI R Bull CBBC Sep 2011 G	300,000,000	2011/03/24	2011/09/29	75.00
63437	UBS AG - HSI R Bull CBBC Oct 2011 A	300,000,000	2011/03/24	2011/10/28	135.00
63438	UBS AG - HSI R Bull CBBC Oct 2011 B	300,000,000	2011/03/24	2011/10/28	120.00
63439	UBS AG - HSI R Bear CBBC Jun 2011 K	300,000,000	2011/03/24	2011/06/29	75.00
63440	UBS AG - HSI R Bear CBBC Jun 2011 Z	300,000,000	2011/03/24	2011/06/29	75.00
63441	UBS AG - HSI R Bear CBBC Jul 2011 Y	300,000,000	2011/03/24	2011/07/28	75.00
63431	UBS AG - TCH R Bear CBBC Sep 2011 D	100,000,000	2011/03/24	2011/09/19	28.50
63467	Credit Suisse AG - A50 China R Bear CBBC Jul 2011 C	100,000,000	2011/03/25	2011/07/25	25.00
63466	Credit Suisse AG - HKEx R Bull CBBC Aug 2011 A	100,000,000	2011/03/25	2011/08/29	26.50
63469	Credit Suisse AG - HSI R Bull CBBC Sep 2011 Y	210,000,000	2011/03/25	2011/09/29	52.50
63470	Credit Suisse AG - HSI R Bull CBBC Oct 2011 L	210,000,000	2011/03/25	2011/10/28	52.50
63471	Credit Suisse AG - HSI R Bull CBBC Nov 2011 C	210,000,000	2011/03/25	2011/11/29	52.50
63472	Credit Suisse AG - HSI R Bull CBBC Dec 2011 C	210,000,000	2011/03/25	2011/12/29	52.50
63468	Credit Suisse AG - HSI R Bear CBBC Jul 2011 Z	210,000,000	2011/03/25	2011/07/28	52.50
63473	Deutsche Bank AG - HSI R Bear CBBC Jul 2011 R	300,000,000	2011/03/25	2011/07/28	75.00
63464	HK Bank - TCH R Bear CBBC Sep 2011 B	100,000,000	2011/03/25	2011/09/20	39.00
63474	UBS AG - HSI R Bull CBBC Jun 2011 T	300,000,000	2011/03/25	2011/06/29	75.00
63465	UBS AG - HSI R Bear CBBC Aug 2011 A	300,000,000	2011/03/25	2011/08/30	75.00
63475	Credit Suisse AG - HSI R Bear CBBC Jul 2011 W	210,000,000	2011/03/28	2011/07/28	52.50
63478	Deutsche Bank AG - China Mobile R Bull CBBC Sep 2011 B	100,000,000	2011/03/28	2011/09/20	26.00
63479	Deutsche Bank AG - HSBC R Bull CBBC Sep 2011 F	100,000,000	2011/03/28	2011/09/06	25.00
63480	Deutsche Bank AG - HSI R Bear CBBC Oct 2011 Z	300,000,000	2011/03/28	2011/10/28	75.00
63477	UBS AG - HSI R Bull CBBC Aug 2011 E	300,000,000	2011/03/28	2011/08/30	75.00
63476	UBS AG - HSI R Bear CBBC Sep 2011 H	300,000,000	2011/03/28	2011/09/29	75.00
63482	Credit Suisse AG - HSI R Bull CBBC Aug 2011 Q	210,000,000	2011/03/29	2011/08/30	52.50
63489	Credit Suisse AG - HSI R Bull CBBC Aug 2011 U	210,000,000	2011/03/29	2011/08/30	52.50
63483	Credit Suisse AG - HSI R Bear CBBC Jun 2011 H	210,000,000	2011/03/29	2011/06/29	52.50
63485	Credit Suisse AG - HSI R Bear CBBC Jul 2011 E	210,000,000	2011/03/29	2011/07/28	52.50
63484	Credit Suisse AG - HSI R Bear CBBC Jul 2011 R	210,000,000	2011/03/29	2011/07/28	52.50
63491	Deutsche Bank AG - HSI R Bull CBBC Sep 2011 R	300,000,000	2011/03/29	2011/09/29	75.00
63492	Deutsche Bank AG - Hutchison R Bull CBBC Oct 2011 A	80,000,000	2011/03/29	2011/10/18	20.00
63497	Deutsche Bank AG - Hutchison R Bear CBBC Oct 2011 B	80,000,000	2011/03/29	2011/10/18	20.00

Main Board Callable Bull/Bear Contracts

Code	Callable Bull / Bear Contracts	No. of issue (units)	Listing date	Expiry	Amount raised (HK\$ mil.)
63481	HK Bank - HSI R Bull CBBC Oct 2011 A	100,000,000	2011/03/29	2011/10/28	25.00
63490	UBS AG - HSI R Bull CBBC Jun 2011 N	300,000,000	2011/03/29	2011/06/29	75.00
63510	Credit Suisse AG - Hutchison R Bull CBBC Jul 2011 A	100,000,000	2011/03/30	2011/07/25	25.00
63493	Credit Suisse AG - TCH R Bear CBBC Aug 2011 B	210,000,000	2011/03/30	2011/08/29	52.50
63494	Deutsche Bank AG - HSI R Bull CBBC Oct 2011 C	300,000,000	2011/03/30	2011/10/28	75.00
63495	Deutsche Bank AG - HSI R Bear CBBC Nov 2011 O	300,000,000	2011/03/30	2011/11/29	78.00
63511	KBC Fin Products Int'l Ltd. - HSI R Bull CBBC Aug 2011 H	208,000,000	2011/03/30	2011/08/30	52.00
63499	SGA Societe Generale Acceptance N.V. - HSI R Bull CBBC Jul11K	300,000,000	2011/03/30	2011/07/28	75.00
63498	SGA Societe Generale Acceptance N.V. - HSI R Bull CBBC Jul11L	300,000,000	2011/03/30	2011/07/28	75.00
63501	SGA Societe Generale Acceptance N.V. - HSI R Bull CBBC Aug11F	300,000,000	2011/03/30	2011/08/30	75.00
63502	SGA Societe Generale Acceptance N.V. - HSI R Bull CBBC Aug11M	300,000,000	2011/03/30	2011/08/30	75.00
63504	UBS AG - CC Bank R Bull CBBC Sep 2011 A	100,000,000	2011/03/30	2011/09/19	25.00
63507	UBS AG - China Life R Bear CBBC Sep 2011 C	100,000,000	2011/03/30	2011/09/05	33.50
63509	UBS AG - HSCEI R Bull CBBC Aug 2011 A	100,000,000	2011/03/30	2011/08/30	25.00
63505	UBS AG - Hutchison R Bull CBBC Aug 2011 D	100,000,000	2011/03/30	2011/08/22	25.00
63506	UBS AG - SHK Ppt R Bull CBBC Oct 2011 A	100,000,000	2011/03/30	2011/10/03	25.00
63523	BNP Paribas Arbit Issu B.V. - HSI R Bull CBBC Dec 2011 O	200,000,000	2011/03/31	2011/12/29	50.00
63522	BNP Paribas Arbit Issu B.V. - HSI R Bull CBBC Dec 2011 R	200,000,000	2011/03/31	2011/12/29	50.00
63521	BNP Paribas Arbit Issu B.V. - HSI R Bull CBBC Dec 2011 S	200,000,000	2011/03/31	2011/12/29	50.00
63526	Credit Suisse AG - HSI R Bull CBBC Sep 2011 Z	210,000,000	2011/03/31	2011/09/29	52.50
63527	Credit Suisse AG - HSI R Bear CBBC Jul 2011 I	210,000,000	2011/03/31	2011/07/28	52.50
63528	Deutsche Bank AG - HSI R Bull CBBC Nov 2011 P	300,000,000	2011/03/31	2011/11/29	75.00
63524	Deutsche Bank AG - HSI R Bear CBBC Sep 2011 T	300,000,000	2011/03/31	2011/09/29	75.00
63529	Deutsche Bank AG - HSI R Bear CBBC Nov 2011 Q	300,000,000	2011/03/31	2011/11/29	75.00
63530	Deutsche Bank AG - Hutchison R Bull CBBC Oct 2011 C	80,000,000	2011/03/31	2011/10/25	20.00
63531	Deutsche Bank AG - Hutchison R Bear CBBC Aug 2011 A	80,000,000	2011/03/31	2011/08/23	20.00
63532	Deutsche Bank AG - Hutchison R Bear CBBC Aug 2011 B	80,000,000	2011/03/31	2011/08/25	22.40
63513	HK Bank - China Mobile R Bull CBBC Oct 2011 A	120,000,000	2011/03/31	2011/10/18	30.00
63518	HK Bank - China Mobile R Bear CBBC Oct 2011 B	100,000,000	2011/03/31	2011/10/18	25.00
63512	HK Bank - China Life R Bull CBBC Oct 2011 A	120,000,000	2011/03/31	2011/10/21	30.00
63516	HK Bank - China Life R Bear CBBC Oct 2011 B	100,000,000	2011/03/31	2011/10/21	25.00
63514	HK Bank - HKEx R Bull CBBC Sep 2011 C	100,000,000	2011/03/31	2011/09/22	27.00
63525	UBS AG - HSI R Bull CBBC Aug 2011 G	300,000,000	2011/03/31	2011/08/30	75.00
63515	UBS AG - HSI R Bear CBBC Jul 2011 V	300,000,000	2011/03/31	2011/07/28	75.00
67724#	KBC Fin Products Int'l Ltd. - HSI R Bear CBBC Jul 2011 C	180,000,000	2011/03/31	2011/07/28	20.70
Total					80,829.55

DR/ELI/Trading Only Stocks Trading Statistics

Depository Receipt Trading Statistics

		No. of issues	Turnover value (HK\$ mil.)
2010	Q4 *	2	119.44
2011	Q1	2	139.30

* The first DR commenced trading on 8 December 2010

Equity Linked Instrument Trading Statistics

		No. of issues	Turnover value (HK\$ mil.)
2010	Q1	–	–
	Q2	–	–
	Q3	–	–
	Q4	–	–
2011	Q1	–	–

NASDAQ Stocks

		No. of issues	Turnover value (HK\$ mil.)
2010	Q1	7	1.33
	Q2	7	0.05
	Q3	7	0.30
	Q4	7	0.30
2011	Q1	7	0.06

iShares

		No. of issues	Turnover value (HK\$ mil.)
2010	Q1	2	0.04
	Q2	2	0.00
	Q3	2	0.00
	Q4	2	0.00
2011	Q1	2	0.00

GEM Equities

Equity Turnover – GEM

		Share (Mil. shs)	Value (HK\$ mil.)	No. of deals
2010	Q1	97,877.07	31,502.84	762,645
	Q2	139,315.11	39,315.10	987,294
	Q3	88,672.33	24,297.92	647,501
	Q4	120,693.51	38,527.65	969,546
2011	Q1	124,595.93	22,614.51	608,740

Equity Trading Statistics – GEM

		No. of trading days	Average daily turnover (HK\$ mil.)	Average value per deal
2010	Q1	61	516.44	41,307
	Q2	60	655.25	39,821
	Q3	64	379.65	37,526
	Q4	64	601.99	39,738
2011	Q1	62	364.75	37,150

20 Most Advanced GEM Stocks

for 1st quarter 2011

Rank	Code	Stock	Closing price		% up
			End of Mar 2011	End of Dec 2010	
108050	FLEXSYSTEM		0.620	0.241	157.26
208325	ORIENTAL CITY		1.150	0.510	125.49
308156	CHINA VANGUARD		0.345	0.178	93.82
408150	SEAMLESS GREEN		1.730	0.920	88.04
508075	ROJAM		0.385	0.205	87.80
608208	CHANGMAOBIOCHEM		1.800	1.010	78.22
708041	CH POST E-COMM		0.280	0.162	72.84
808351	ETERNITE INT'L		1.210	0.710	70.42
908163	MERDEKA RES		0.122	0.075	62.67
1008021	WLS HOLDINGS		0.185	0.115	60.87
1108086	EPRO		1.410	0.910	54.95
1208078	CHINA3D DIGIT		0.083	0.054 A	53.70
1308007	DIGITALHONGKONG		1.760	1.170	50.43
1408251	SHANGHAI TONVA		0.670	0.450	48.89
1508270	CHINA LEASON		0.265	0.178	48.88
1608109	CREATIVE ENERGY		3.100	2.150	44.19
1708292	HC INTL		1.400	1.010	38.61
1808305	JIANGCHEN INTL		1.580	1.140	38.60
1908189	TEDA BIOMEDICAL		0.420	0.315	33.33
2008016	CHINA DATACAST		1.750	1.360	28.68

A Adjusted

GEM Equities

20 Most Declined GEM Stocks

for 1st quarter 2011

Rank	Code	Stock	Closing price		% down
			End of Mar 2011	End of Dec 2010	
1	08202	INNO-TECH HOLD	0.054	0.360	-85.00
2	08009	IMERCHANTS	0.027	0.095	-71.58
3	08130	ZHI CHENG H	0.037	0.090	-58.89
4	08186	CHINA ASEAN RES	0.255	0.580	-56.03
5	08226	SUNRISE C TECH	0.860	1.670	-48.50
6	08019	HAO WEN HLDGS	0.059	0.112	-47.32
7	08079	UL CREATIVITY	0.138	0.246	-43.90
8	08272	BEST MIRACLE	0.123	0.219	-43.84
9	08111	SOLUTECK	0.285	0.475	-40.00
10	08143	HUA XIA HEALTH	0.395	0.640	-38.28
11	08239	MING KEI HOLD	0.840	1.250 A	-32.80
12	08256	NETEL	0.128	0.190	-32.63
13	08108	FAVA INT'L	0.131	0.190	-31.05
14	08200	SAU SAN TONG	0.620	0.890	-30.34
15	08212	HK LIFE GROUP	0.145	0.204	-28.92
16	08070	ZHONGYU GAS	0.490	0.680	-27.94
17	08081	COMPUTECH	0.159	0.220	-27.73
18	08047	PALMPAY CHINA	0.265	0.365 A	-27.40
19	08003	GREAT WORLD	0.250	0.340	-26.47
20	08116	C PUBLIC HEALTH	0.067	0.091	-26.37

A Adjusted

GEM Equities

20 Most Active GEM Stocks by Value

for 1st quarter 2011

Rank	Code	Stock	Turnover (HK\$ mil.)	% of total
1	08009	IMERCHANTS	2,492.73	11.02
2	08046	HENG XIN CHINA	1,728.35	7.64
3	08137	HONBRIDGE	1,576.27	6.97
4	08277	WUMART	1,013.34	4.48
5	08071	CH NETCOMTECH	966.29	4.27
6	08207	CREDIT CHINA	630.39	2.79
7	08032	VIVA CHINA	610.80	2.70
8	08043	ERA HOLD GLOBAL	560.21	2.48
9	08066	PHOENITRON HOLD	557.02	2.46
10	08075	ROJAM	529.48	2.34
11	08029	SUN INT'L	493.86	2.18
12	08161	CHINALOTSYNERGY	483.59	2.14
13	08078	CHINA3D DIGIT	471.58	2.09
14	08200	SAU SAN TONG	404.93	1.79
15	08167	NEO TELEMEDIA	359.18	1.59
16	08096	THINSOFT	350.72	1.55
17	08228	NATIONAL ARTS	312.71	1.38
18	08130	ZHI CHENG H	310.77	1.37
19	08083	SYSCAN TECH	303.50	1.34
20	08351	ETERNITE INT'L	302.88	1.34
Total			14,458.58	63.93

GEM Equities

20 Most Active GEM Stock by Shares

for 1st quarter 2011

Rank	Code	Stock	Turnover (Mil. shs)	% of total
1	08009	IMERCHANTS	60,884.91	48.87
2	08130	ZHI CHENG H	6,979.37	5.60
3	08078	CHINA3D DIGIT	3,512.10	2.82
4	08167	NEO TELEMEDIA	3,174.99	2.55
5	08202	INNO-TECH HOLD	3,062.54	2.46
6	08071	CH NETCOMTECH	3,013.69	2.42
7	08032	VIVA CHINA	1,983.27	1.59
8	08019	HAO WEN HLDGS	1,965.57	1.58
9	08171	CHINA TRENDS	1,943.60	1.56
10	08075	ROJAM	1,867.13	1.50
11	08163	MERDEKA RES	1,757.55	1.41
12	08080	NAS HOLDINGS	1,638.54	1.32
13	08116	C PUBLIC HEALTH	1,556.99	1.25
14	08161	CHINALOTSYNERGY	1,531.56	1.23
15	08173	PAN ASIA MINING	1,390.17	1.12
16	08212	HK LIFE GROUP	1,280.60	1.03
17	08046	HENG XIN CHINA	1,072.78	0.86
18	08381	PANASIA MIN RTS	1,020.24	0.82
19	08103	TAI SHING	1,019.87	0.82
20	08306	CH NONFERROUS	1,009.89	0.81
Total			101,665.37	81.60

GEM Equities

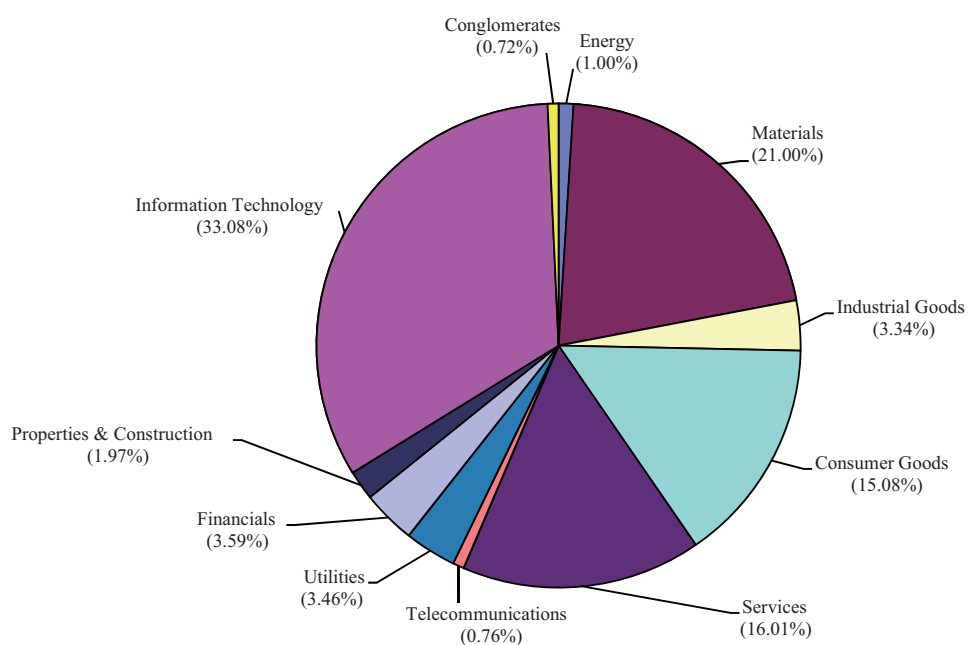
Market Capitalisation of Listed Companies for GEM

as at the quarter end

		HK\$ mil.
2010	Q1	134,742.28
	Q2	130,902.34
	Q3	129,859.18
	Q4	134,674.08
2011	Q1	137,835.27

Market Capitalisation by Hang Seng Industry Classification System* – GEM

Quarter-end figures



* Hang Seng Industry Classification System (HSICS) is provided by Hang Seng Indexes Company Limited.

GEM Equities

50 Leading Companies by Market Capitalisation – GEM

as at the 1st quarter end 2011

Rank	Company	Market capitalisation (HK\$ mil.)	% of market total
1	08137 Honbridge Holdings Ltd.	21,134.42	15.33
2	08277 Wumart Stores, Inc. - H Shares	9,100.19	6.60
3	08086 ePRO Ltd.	7,347.65	5.33
4	08032 Viva China Holdings Ltd.	6,010.79	4.36
5	08096 ThinSoft (Holdings) Inc.	4,095.08	2.97
6	08046 Heng Xin China Holdings Ltd.	3,872.61	2.81
7	08043 ERA Holdings Global Ltd.	3,694.00	2.68
8	08192 Global Energy Resources International Group Ltd.	3,638.92	2.64
9	08035 Binhai Investment Co. Ltd.	2,996.41	2.17
10	08071 China Netcom Technology Holdings Ltd.	2,948.46	2.14
11	08008 Sunevision Holdings Ltd.	2,272.49	1.65
12	08052 Convenience Retail Asia Ltd.	2,180.57	1.58
13	08206 China Communication Telecom Services Co. Ltd.	2,066.83	1.50
14	08161 China LotSynergy Holdings Ltd.	2,036.09	1.48
15	08207 Credit China Holdings Ltd.	2,025.20	1.47
16	08155 South China Land Ltd.	1,978.59	1.44
17	08066 Phoenitron Holdings Ltd.	1,790.98	1.30
18	08167 Neo Telemedia Ltd.	1,758.81	1.28
19	08158 China Bio-Med Regeneration Technology Ltd.	1,693.65	1.23
20	08058 Shandong Luoxin Pharmacy Stock Co. Ltd. - H Shares	1,563.32	1.13
21	08029 Sun International Group Ltd.	1,521.26	1.10
22	08083 SYSCAN Technology Holdings Ltd.	1,359.01	0.99
23	08306 China Nonferrous Metals Co. Ltd.	1,206.58	0.88
24	08190 Combest Holdings Ltd.	1,200.56	0.87
25	08279 AGTech Holdings Ltd.	1,180.13	0.86
26	08271 Global Digital Creations Holdings Ltd.	1,126.87	0.82
27	08156 China Vanguard Group Ltd.	1,109.83	0.81
28	08087 China 33 Media Group Ltd.	1,062.00	0.77
29	08203 Kaisun Energy Group Ltd.	1,040.28	0.75
30	08228 National Arts Holdings Ltd.	1,025.09	0.74
31	08080 North Asia Strategic Holdings Ltd.	992.56	0.72
32	08102 Shanghai Fudan Microelectronics Group Co. Ltd. - H Shares	974.17	0.71
33	08299 Grand T G Gold Holdings Ltd.	968.29	0.70
34	08070 Zhongyu Gas Holdings Ltd.	967.26	0.70
35	08005 Yuxing InfoTech Holdings Ltd.	919.13	0.67
36	08123 First China Financial Network Holdings Ltd.	918.95	0.67
37	08075 Rojam Entertainment Holdings Ltd.	888.24	0.64
38	08153 Code Agriculture (Holdings) Ltd.	868.42	0.63
39	08175 China Digital Licensing (Group) Ltd.	834.13	0.61
40	08290 Tianjin Tianlian Public Utilities Co., Ltd. - H Shares	810.10	0.59
41	08025 Asian Capital Resources (Holdings) Ltd.	763.19	0.55
42	08116 China Public Healthcare (Holding) Ltd.	755.26	0.55
43	08351 Eternite International Co. Ltd.	732.59	0.53
44	08078 China 3D Digital Entertainment Ltd.	721.07	0.52
45	08325 Oriental City Group Holdings Ltd.	690.00	0.50
46	08292 HC International, Inc.	684.85	0.50
47	08270 China Leason Investment Group Co. Ltd.	684.63	0.50
48	08163 Merdeka Resources Holdings Ltd.	650.03	0.47
49	08128 China Ground Source Energy Ltd.	640.25	0.46
50	08061 AcrossAsia Ltd.	592.56	0.43
Total		112,092.35	81.32
Market Total		137,835.27	100.00

GEM Equities

New Listing Statistics – equities for GEM

		No. of newly listed companies	Funds raised (HK\$ mil.)
2010	Q1	–	–
	Q2	2	146.25
	Q3	2	78.24
2011	Q4	3	424.79
	Q1	3	452.01

Newly Listed Companies for GEM

for 1st quarter 2011

Code	Company name	Listing date	No. of issued shares	Funds raised (HK\$ mil.)
08265	Powerwell Pacific Holdings Ltd.	2011/01/26	150,000,000	33.60
08087	China 33 Media Group Ltd.	2011/02/28	603,090,000	297.16
08098	CL Group (Holdings) Ltd.	2011/03/08	1,000,000,000	121.25
Total				452.01

Withdrawal of listed Companies – GEM

for 1st quarter 2011

Code	Company name	Last trading date	Delisted date
08259	Yantai North Andre Juice Co. Ltd. - H Shares	2011/01/18	2011/01/19 §
08157	Capinfo Co. Ltd. - H Shares	2011/01/20	2011/01/21 §
08331	Zhejiang Shibao Co. Ltd. - H Shares	2011/03/08	2011/03/09 §
08196	Launch Tech Co. Ltd. - H Shares	2011/03/25	2011/03/28 §

* Transfers of listing from GEM to Main Board pursuant to the revised Rule 9.24 of the GEM Listing Rules and to the new Chapter 9A of the Main Board Listing Rules effective from 1 July 2008.

§ Effective date of the transfer of listing from GEM to Main Board.

Company Name Changes for GEM

for 1st quarter 2011

Code	Old name	New name	Effective date	Adoption date
08071	China Metal Resources Holdings Ltd.	China Netcom Technology Holdings Ltd.	2010/12/10	2011/01/13
08102	Shanghai Fudan Microelectronics Co. Ltd. – H Shares	Shanghai Fudan Microelectronics Group Co. Ltd. – H Shares	2010/12/30	2011/01/17
08226	Sonavox International Holdings Ltd.	Sunrise (China) Technology Group Ltd.	2011/01/04	2011/02/17
08130	Xing Lin Medical Information Technology Co. Ltd.	Zhi Cheng Holdings Ltd.	2011/02/25	2011/03/17

GEM Equities

Bonus Issues / Bonus Warrants for GEM

for 1st quarter 2011

Code	Company	Particulars	Ex-date
08239	Ming Kei Holdings Ltd.	1 for 1	2011/01/18

Share Split / Consolidation for GEM

for 1st quarter 2011

Code	Company	Particulars	Effective date
08066	Phoenitron Holdings Ltd.	Split 1 into 5	2011/01/18
08047	Palmpay China (Holdings) Ltd.	Consolidation 5 into 1	2011/01/31
08173	Pan Asia Mining Ltd.	Consolidation 50 into 1	2011/02/10
08196	Launch Tech Co. Ltd. - H Shares	Consolidation 10 into 1	2011/02/15

Rights Issues & Open Offers for GEM

for 1st quarter 2011

Month	Code	Company	Ratio	Funds raised (HK\$ mil.)
Jan	08202	Inno-Tech Holdings Ltd.	Rts 10 for 1 @\$0.18	216.05
			(after consolidation 10 into 1)	
	08100	M Dream Inworld Ltd.	Open offer 4 for 1 @\$0.10	104.89
			with bonus 3 for 4 offer shs	
			(after consolidation 5 into 1)	
Mar	08173	Pan Asia Mining Ltd.	Rts 5 for 1 @\$0.50	380.08
			(after consolidation 50 into 1)	
	08066	Phoenitron Holdings Ltd.	Open offer 1 for 10 @\$0.36	99.35
Total				800.37

GEM Equities

Placing*

Month	Code	Company	No. of new shares placed	Placing price (HK\$)	Funds raised (HK\$ mil.)
2011					
Jan	08128	C G SOURCE ENGY	234,704,000	0.318	74.73
	08306	CH NONFERROUS	200,000,000	0.220	44.00
	08186	CHINA ASEAN RES	106,680,000	0.600	64.01
	08022	TLT LOTTOTAIN	94,000,000	0.320	30.08
	08022	TLT LOTTOTAIN	64,000,000	0.295	18.88
	08079	UL CREATIVITY	85,000,000	0.165	14.03
Mar	08250	CHI NATURAL INV	505,700,000	0.165	83.44
	08270	CHINA LEASON	326,830,000	0.225	73.54
	08202	INNO-TECH HOLD	264,062,079	0.059	15.58
	08083	SYSCAN TECH	625,000,000	0.320	200.00
	08021	WLS HOLDINGS	70,000,000	0.120	8.40
Total					626.68

* Due to the reporting time-lag, placing figures for the quarter are provisional.

GEM Warrants

Warrant Trading and Market Value Statistics – GEM

		Number	Turnover value (HK\$ mil.)	Market value (HK\$ mil.)
2010	Q1	1	0.00	1.49
	Q2	1	0.04	1.49
	Q3	1	8.43	35.85
	Q4	1	13.61	40.15
2011	Q1	2	2.74	43.08

Newly Listed Equity GEM Warrants

for 1st quarter 2011

Code	Equity warrants	Initial issued amount (HK)	Listing date	Expiry	Amount raised (HK\$ mil.)
08187	China Bio Cassava Holdings Ltd. Warrants 2013	47,200,000	2011/02/18	2013/02/17	8.00
Total					8.00

Stock Market Indices

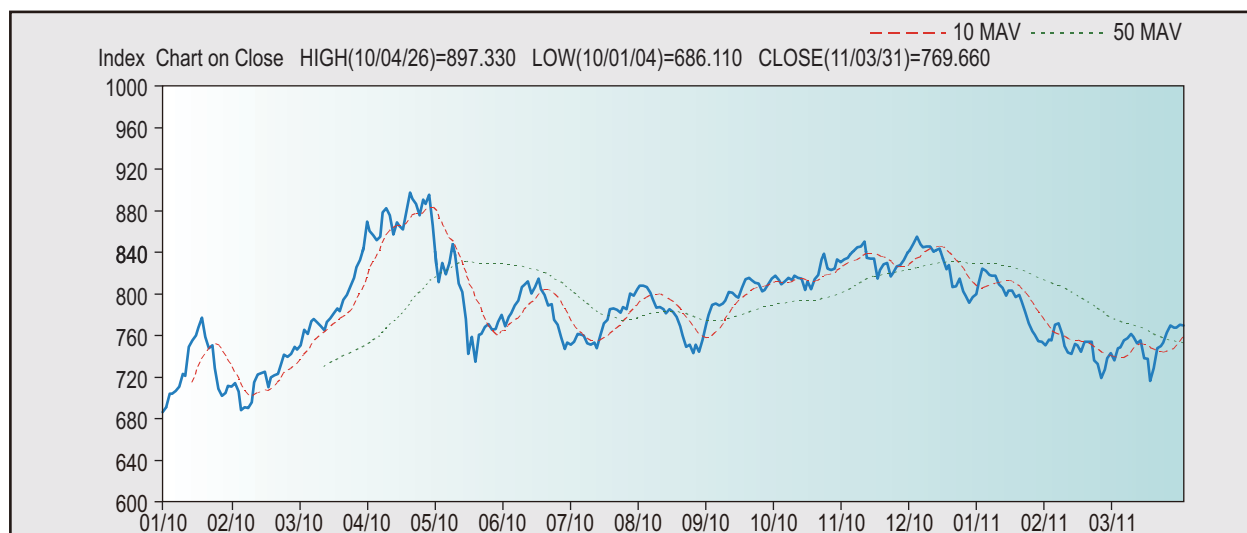
Hang Seng Index



S&P/HKEx LargeCap Index



S&P/HKEx GEM Index



Stock Market Indices

Hong Kong Stock Market Indices

Index	End of Mar 2011 Close	End of Dec 2010 Close	Change %
S&P/HKEx LargeCap Index	28034.90	27392.78	+ 2.34%
S&P/HKEx GEM Index	769.66	810.52	- 5.04%
HANG SENG INDEX	23527.52	23035.45	+ 2.14%
SECTORIAL INDICES			
Finance	34488.12	33789.22	+ 2.07%
Utilities	42761.10	41748.92	+ 2.42%
Properties	30035.02	29980.33	+ 0.18%
Commerce & Industry	13324.00	12974.37	+ 2.69%
HANG SENG CHINA-AFFILIATED CORPORATIONS INDEX	4244.39	4170.15	+ 1.78%
HANG SENG CHINA ENTERPRISES INDEX	13315.84	12692.43	+ 4.91%

Stock Market Indices

WORLD INDICES

Index	End of Mar 2011 Close	End of Dec 2010 Close	Change %
HONG KONG			
S&P/HKEx LargeCap Index	28,034.90	27,392.78	+ 2.34%
Hang Seng Index	23,527.52	23,035.45	+ 2.14%
AUSTRALIA			
All Ordinaries Index	4,928.61	4,846.88	+ 1.69%
JAKARTA			
Composite Index	3,678.67	3,703.51	- 0.67%
JAPAN			
Nikkei (225)	9,755.10	10,228.92	- 4.63%
KOREA			
Composite Index	2,106.70	2,051.00	+ 2.72%
KUALA LUMPUR			
Composite Index	1,545.13	1,518.91	+ 1.73%
MANILA			
Composite Index	4,055.14	4,201.14	- 3.48%
NEW ZEALAND			
NZSE (50)	3,439.85	3,309.03	+ 3.95%
SHANGHAI			
A Shares Index	3,065.92	2,940.24	+ 4.27%
B Shares Index	317.45	304.35	+ 4.30%
SHENZHEN			
A Shares Index	1,311.83	1,351.14	- 2.91%
B Shares Index	817.49	824.82	- 0.89%
SINGAPORE			
FTSE Straits Times Index	3,105.85	3,190.04	- 2.64%
TAIWAN			
Taipei Weighted Stock Index	8,683.30	8,972.50	- 3.22%
THAILAND			
SET Index	1,047.48	1,032.76	+ 1.43%
NEW YORK			
DJIA	12,319.73	11,577.51	+ 6.41%
Nasdaq Composite Index	2,781.07	2,652.87	+ 4.83%
TORONTO			
S&P/TSX Composite Index	14,116.10	13,443.22	+ 5.01%
GERMANY			
DAX Capital Value Index	4,114.03	4,053.71	+ 1.49%
LONDON			
FTSE (100)	5,908.80	5,899.90	+ 0.15%

Derivatives Market – Futures and Options

Contract Volume by Derivatives Products

Derivatives product	Contracts	
	1st Quarter 2011	1st Quarter 2010
Hang Seng Index Futures	5,589,341	5,132,388
Hang Seng Index Options	2,673,755	1,813,584
Mini-Hang Seng Index Futures	2,176,878	2,116,913
Mini-Hang Seng Index Options	195,420	88,643
H-shares Index Futures	3,206,173	2,965,655
H-shares Index Options	855,503	575,920
Mini H-shares Index Futures	349,420	182,350
Flexible Hang Seng Index Options ¹	4,810	–
Flexible H-shares Index Options ²	–	350
HSI Dividend Point Index Futures ³	7,085	–
HSCEI Dividend Point Index Futures ⁴	2,979	–
Stock Futures	108,130	37,866
Stock Options	18,417,824	12,540,453
Three-month HIBOR Futures	127	337
One-month HIBOR Futures	55	–
Three-year Exchange Fund Note Futures	–	–
Gold Futures	1,576	1,137
Total	33,589,076	25,455,596

¹ Trading in Flexible Hang Seng Index Options commenced on 08 Feb 2010

² Trading in Flexible H-shares Index Options commenced on 08 Feb 2010

³ Trading in HSI Dividend Point Index Futures commenced on 01 Nov 2010

⁴ Trading in HSCEI Dividend Point Index Futures commenced on 01 Nov 2010

Open Interest by Derivatives Products

Derivatives product	Contracts	
	1st Quarter 2011	1st Quarter 2010
Hang Seng Index Futures	89,300	73,577
Hang Seng Index Options	229,086	208,189
Mini-Hang Seng Index Futures	8,475	4,956
Mini-Hang Seng Index Options	7,571	3,751
H-shares Index Futures	107,348	87,444
H-shares Index Options	134,324	124,858
Mini H-shares Index Futures	2,109	1,268
Flexible Hang Seng Index Options ¹	4,810	–
Flexible H-shares Index Options ²	–	–
HSI Dividend Point Index Futures ³	5,439	–
HSCEI Dividend Point Index Futures ⁴	3,122	–
Stock Futures	18,118	7,516
Stock Options	5,912,772	4,352,404
Three-month HIBOR Futures	134	219
One-month HIBOR Futures	39	–
Three-year Exchange Fund Note Futures	–	–
Gold Futures	178	40
Total	6,522,825	4,864,222

¹ Trading in Flexible Hang Seng Index Options commenced on 08 Feb 2010

² Trading in Flexible H-shares Index Options commenced on 08 Feb 2010

³ Trading in HSI Dividend Point Index Futures commenced on 01 Nov 2010

⁴ Trading in HSCEI Dividend Point Index Futures commenced on 01 Nov 2010

Derivatives Market – Futures and Options

Hang Seng Index Futures - Contract Volume and Open Interest (contracts)

		Total contract volume	Quarter-end open interest
2010	Q1	5,132,388	73,577
	Q2	5,031,763	77,070
	Q3	5,027,573	113,153
	Q4	5,839,361	88,816
2011	Q1	5,589,341	89,300

Mini Hang Seng Index Futures - Contract Volume and Open Interest (contracts)

		Total contract volume	Quarter-end open interest
2010	Q1	2,116,913	4,956
	Q2	2,084,704	7,602
	Q3	1,948,828	7,181
	Q4	2,150,209	7,359
2011	Q1	2,176,878	8,475

Hang Seng Index Options - Contract Volume and Open Interest (contracts)

		Total contract volume	Quarter-end open interest
2010	Q1	1,813,584	208,189
	Q2	1,935,115	202,453
	Q3	2,035,171	235,934
	Q4	2,731,179	187,784
2011	Q1	2,673,755	229,086

H-Share Index Futures - Contract Volume and Open Interest (contracts)

		Total contract volume	Quarter-end open interest
2010	Q1	2,965,655	87,444
	Q2	3,223,123	89,089
	Q3	2,998,397	114,171
	Q4	3,242,625	94,734
2011	Q1	3,206,173	107,348

Stock Options Market Turnover and Open Interest (contracts)

		Total Premium (HK\$ mil.)	Total contract volume	Quarter-end open interest
2010	Q1	12,951.69	12,540,453	4,352,404
	Q2	12,614.00	14,262,472	5,163,995
	Q3	11,967.70	13,877,094	5,090,926
	Q4	18,050.22	20,445,628	5,381,215
2011	Q1	16,446.28	18,417,824	5,912,772

Derivatives Market – Futures and Options

Stock Options Premium by Class

for 1st Quarter 2011

Options class		Premium (HK\$ mil.)	% of total
ISHARES A50	A50	256.32	1.56%
ABC	ABC	162.41	0.99%
AIA	AIA	186.96	1.14%
CHALCO	ALC	27.39	0.17%
BANK OF CHINA	BCL	295.19	1.79%
BANKCOMM	BCM	62.26	0.38%
BANK OF E ASIA	BEA	5.38	0.03%
BOC HONG KONG	BOC	131.42	0.80%
BYD COMPANY	BYD	216.03	1.31%
CCB	CCB	589.04	3.58%
CHINA COMM CONS	CCC	74.08	0.45%
CHINA COAL	CCE	68.97	0.42%
CHINA COSCO	CCS	37.81	0.23%
CHINA MOBILE	CHT	2,239.50	13.62%
CHINA UNICOM	CHU	83.17	0.51%
CITIC PACIFIC	CIT	34.92	0.21%
CHEUNG KONG	CKH	548.09	3.33%
CHINA LIFE	CLI	1,596.40	9.71%
CLP HOLDINGS	CLP	66.42	0.40%
CM BANK	CMB	129.95	0.79%
CNOOC	CNC	560.55	3.41%
CHINA OVERSEAS	COL	47.69	0.29%
CATHAY PAC AIR	CPA	31.87	0.19%
SINOPEC CORP	CPC	185.15	1.13%
CPIC	CPI	48.28	0.29%
CHINA RAIL CONS	CRC	17.82	0.11%
CHINA RAILWAY	CRG	15.28	0.09%
WISE CSI300 ETF	CS3	10.00	0.06%
CHINA SHENHUA	CSE	65.53	0.40%
CITIC BANK	CTB	27.53	0.17%
CHINA TELECOM	CTC	125.87	0.77%
ESPRIT HOLDINGS	ESP	30.69	0.19%
FIH	FIH	4.63	0.03%
POWER ASSETS	HEH	14.96	0.09%
HKEX	HEX	646.52	3.93%
HSBC HOLDINGS	HKB	2,517.74	15.31%
HK & CHINA GAS	HKG	16.37	0.10%
HENDERSON LAND	HLD	35.74	0.22%
HUANENG POWER	HNP	25.87	0.16%
HANG SENG BANK	HSB	313.19	1.90%
HUTCHISON	HWL	2,031.90	12.35%
ICBC	ICB	435.18	2.65%
JIANGXI COPPER	JXC	88.04	0.54%
LI & FUNG	LIF	61.38	0.37%
MTR CORPORATION	MTR	25.77	0.16%
NEW WORLD DEV	NWD	11.03	0.07%
PING AN	PAI	651.51	3.96%
PETROCHINA	PEC	278.41	1.69%
PICC P&C	PIC	35.17	0.21%
R&F PROPERTIES	RFP	10.22	0.06%
SHK PPT	SHK	699.91	4.26%
SWIRE PACIFIC A	SWA	35.64	0.22%
TENCENT	TCH	433.12	2.63%
TRACKER FUND	TRF	5.55	0.03%
WHARF HOLDINGS	WHL	28.40	0.17%
YANZHOU COAL	YZC	32.95	0.20%
ZIJIN MINING	ZJM	29.08	0.18%
Total		16,446.28	100.00%

Derivatives Market – Futures and Options

Stock Options Contract Volume by Class

for 1st Quarter 2011

Options class		Contract volume	% of total
ISHARES A50	A50	146,665	0.80%
ABC	ABC	113,964	0.62%
AIA	AIA	310,465	1.69%
CHALCO	ALC	53,434	0.29%
BANK OF CHINA	BCL	1,499,343	8.14%
BANKCOMM	BCM	185,881	1.01%
BANK OF E ASIA	BEA	34,149	0.19%
BOC HONG KONG	BOC	236,963	1.29%
BYD COMPANY	BYD	125,582	0.68%
CCB	CCB	1,975,136	10.72%
CHINA COMM CONS	CCC	218,100	1.18%
CHINA COAL	CCE	131,544	0.71%
CHINA COSCO	CCS	178,316	0.97%
CHINA MOBILE	CHT	1,319,136	7.16%
CHINA UNICOM	CHU	111,806	0.61%
CITIC PACIFIC	CIT	33,731	0.18%
CHEUNG KONG	CKH	159,321	0.87%
CHINA LIFE	CLI	1,153,423	6.26%
CLP HOLDINGS	CLP	124,594	0.68%
CM BANK	CMB	367,938	2.00%
CNOOC	CNC	480,857	2.61%
CHINA OVERSEAS	COL	44,706	0.24%
CATHAY PAC AIR	CPA	31,403	0.17%
SINOPEC CORP	CPC	305,253	1.66%
CPIC	CPI	53,497	0.29%
CHINA RAIL CONS	CRC	77,720	0.42%
CHINA RAILWAY	CRG	63,008	0.34%
WISE CSI300 ETF	CS3	6,992	0.04%
CHINA SHENHUA	CSE	136,958	0.74%
CITIC BANK	CTB	110,474	0.60%
CHINA TELECOM	CTC	213,963	1.16%
ESPRIT HOLDINGS	ESP	178,944	0.97%
FIH	FIH	20,183	0.11%
POWER ASSETS	HEH	37,422	0.20%
HKEX	HEX	1,271,093	6.90%
HSBC HOLDINGS	HKB	2,280,439	12.38%
HK & CHINA GAS	HKG	32,009	0.17%
HENDERSON LAND	HLD	19,233	0.10%
HUANENG POWER	HNP	73,160	0.40%
HANG SENG BANK	HSB	256,900	1.39%
HUTCHISON	HWL	644,745	3.50%
ICBC	ICB	1,661,554	9.02%
JIANGXI COPPER	JXC	106,755	0.58%
LI & FUNG	LIF	20,145	0.11%
MTR CORPORATION	MTR	67,037	0.36%
NEW WORLD DEV	NWD	16,011	0.09%
PING AN	PAI	374,773	2.03%
PETROCHINA	PEC	344,185	1.87%
PICC P&C	PIC	39,475	0.21%
R&F PROPERTIES	RFP	39,597	0.21%
SHK PPT	SHK	146,672	0.80%
SWIRE PACIFIC A	SWA	22,370	0.12%
TENCENT	TCH	633,992	3.44%
TRACKER FUND	TRF	51,008	0.28%
WHARF HOLDINGS	WHL	22,900	0.12%
YANZHOU COAL	YZC	12,185	0.07%
ZIJIN MINING	ZJM	40,715	0.22%
Total		18,417,824	100.00%

Clearing & Settlement

Average Daily Settlement Instructions (SIs) Settled in CCASS

(both delivering and receiving SIs are counted)

Year/Month		Number of SIs	SIs by shares (bil. shs)	SIs by value (HK\$bil.)
2010	Q1	75,816	42.77	170.12
	Q2	77,887	44.35	176.97
	Q3	74,032	46.78	169.54
	Q4	92,915	54.76	234.79
2011	Q1	86,292	47.11	202.59

Average Daily Investor Settlement Instructions (ISIs) settled in CCASS

(one sided ISIs are counted)

Year/Month		Number of ISIs	ISIs by shares (Mil shs)	ISIs by value (HK\$ mil.)
2010	Q1	542	104.15	176.12
	Q2	543	129.16	252.42
	Q3	499	115.92	177.54
	Q4	715	120.35	480.27
2011	Q1	516	178.77	227.52

Securities under CCASS Custody

(balances at quarter end)

Year/Month		Number of shares (bil. shs)	% of issued shares of admitted securities	Market value (HK\$ bil.)	% of market capitalisation of admitted securities
2010	Q1	3,379.40	71.01	9,509.70	49.89
	Q2	3,409.67	71.10	8,904.81	48.93
	Q3	3,538.16	71.67	10,442.07	50.28
	Q4	3,834.10	71.80	11,294.50	49.57
2011	Q1	3,933.19	72.49	11,539.57	50.44

Clearing & Settlement

Average Daily Stock Exchange Trades Processed in CCASS

(including CNS trades, isolated trades and cross trades)

Year/Month		No. of CCASS trades	% of Exchange trades	No. of shares (Mil. shs)	% of market turnover	Value of trades (HK\$ mil.)	% of market turnover
2010	Q1	760,565	100	121,800.63	100	64,759.92	100
	Q2	759,995	100	127,045.87	100	62,890.79	100
	Q3	688,441	100	140,304.39	100	61,762.38	100
	Q4	904,380	100	171,236.05	100	86,455.45	100
2011	Q1	855,117	100	164,899.54	100	75,908.44	100

Average Daily Netting Efficiency of CNS Trades

(in stock positions and share quantity)

Year/Month		No. of CNS stock positions	Netting efficiency (%)	No. of shares due for settlement (Mil. shs)	Netting efficiency (%)
2010	Q1	70,369	95.15	26,008.26	89.04
	Q2	68,933	95.24	27,021.58	89.16
	Q3	65,867	95.01	24,660.06	91.10
	Q4	80,167	95.27	31,301.46	90.52
2011	Q1	74,506	95.39	27,083.36	91.57

Average Daily Settlement Efficiency of CNS Stock Positions

Year/Month		Settlement efficiency (%)	
		S day	S + 1 day
2010	Q1	99.88	99.99
	Q2	99.87	99.99
	Q3	99.90	99.99
	Q4	99.86	99.99
2011	Q1	99.90	99.99

Clearing & Settlement

Open Interest by Derivatives Products

Derivatives product	Contracts	
	1st Quarter 2011	1st Quarter 2010
Hang Seng Index Futures	89,300	73,577
Hang Seng Index Options	229,086	208,189
Mini-Hang Seng Index Futures	8,475	4,956
Mini-Hang Seng Index Options	7,571	3,751
H-shares Index Futures	107,348	87,444
H-shares Index Options	134,324	124,858
Mini H-shares Index Futures	2,109	1,268
Flexible Hang Seng Index Options ¹	4,810	–
Flexible H-shares Index Options ²	–	–
HSI Dividend Point Index Futures ³	5,439	–
HSCEI Dividend Point Index Futures ⁴	3,122	–
Stock Futures	18,118	7,516
Stock Options	5,912,772	4,352,404
Three-month HIBOR Futures	134	219
One-month HIBOR Futures	39	–
Three-year Exchange Fund Note Futures	–	–
Gold Futures	178	40
Total	6,522,825	4,864,222

¹ Trading in Flexible Hang Seng Index Options commenced on 08 Feb 2010

² Trading in Flexible H-shares Index Options commenced on 08 Feb 2010

³ Trading in HSI Dividend Point Index Futures commenced on 01 Nov 2010

⁴ Trading in HSCEI Dividend Point Index Futures commenced on 01 Nov 2010

Clearing & Settlement

Stock Options Open Interest by Class

as at the end of 1st Quarter 2011

Options class		Open interest (contracts)	% of total
X ISHARES A50	A50	43,907	0.74
ABC	ABC	45,942	0.78
AIA	AIA	106,818	1.81
CHALCO	ALC	17,706	0.30
BANK OF CHINA	BCL	640,831	10.84
BANKCOMM	BCM	84,871	1.44
BANK OF E ASIA	BEA	10,849	0.18
BOC HONG KONG	BOC	81,959	1.39
BYD COMPANY	BYD	32,610	0.55
CCB	CCB	744,251	12.59
CHINA COMM CONS	CCC	100,836	1.71
CHINA COAL	CCE	72,727	1.23
CHINA COSCO	CCS	43,352	0.73
CHINA MOBILE	CHT	339,114	5.74
CHINA UNICOM	CHU	44,892	0.76
CITIC PACIFIC	CIT	16,110	0.27
CHEUNG KONG	CKH	42,287	0.72
CHINA LIFE	CLI	270,404	4.57
CLP HOLDINGS	CLP	35,915	0.61
CM BANK	CMB	133,571	2.26
CNOOC	CNC	192,662	3.26
CHINA OVERSEAS	COL	12,890	0.22
CATHAY PAC AIR	CPA	10,652	0.18
SINOPEC CORP	CPC	160,083	2.71
CPIC	CPI	10,401	0.18
CHINA RAIL CONS	CRC	19,083	0.32
CHINA RAILWAY	CRG	11,165	0.19
X WISECSI300ETF	CS3	3,412	0.06
CHINA SHENHUA	CSE	57,398	0.97
CITIC BANK	CTB	30,005	0.51
CHINA TELECOM	CTC	87,805	1.49
ESPRIT HOLDINGS	ESP	47,611	0.81
FIH	FIH	9,057	0.15
POWER ASSETS	HEH	15,348	0.26
HKEX	HEX	339,494	5.74
HSBC HOLDINGS	HKB	454,506	7.69
HK & CHINA GAS	HKG	13,412	0.23
HENDERSON LAND	HLD	8,804	0.15
HUANENG POWER	HNP	24,175	0.41
HANG SENG BANK	HSB	92,549	1.57
HUTCHISON	HWL	156,401	2.65
ICBC	ICB	626,065	10.59

Clearing & Settlement

Options class		Open interest (contracts)	% of total
JIANGXI COPPER	JXC	27,592	0.47
LI & FUNG	LIF	6,917	0.12
MTR CORPORATION	MTR	13,691	0.23
NEW WORLD DEV	NWD	6,554	0.11
PING AN	PAI	103,211	1.75
PETROCHINA	PEC	162,461	2.75
PICC P&C	PIC	14,445	0.24
R&F PROPERTIES	RFP	15,399	0.26
SHK PPT	SHK	54,971	0.93
SWIRE PACIFIC A	SWA	6,722	0.11
TENCENT	TCH	168,421	2.85
TRACKER FUND	TRF	15,649	0.26
WHARF HOLDINGS	WHL	4,564	0.08
YANZHOU COAL	YZC	4,156	0.07
ZIJIN MINING	ZJM	16,089	0.27
Total		5,912,772	100.00

Exchange Participants Statistics

Stock Exchange

		No. of Trading Right Holders	Exchange Participants - Trading	Exchange Participants - Non-Trading	Non-Exchange Participants
2010	Q1	521 (939)	468 (883)	31 (34)	22 (22)
	Q2	523 (946)	471 (891)	30 (33)	22 (22)
	Q3	530 (953)	478 (898)	30 (33)	22 (22)
	Q4	538 (960)	485 (904)	31 (34)	22 (22)
2011	Q1	544 (965)	489 (907)	33 (36)	22 (22)

() No. of trading rights

Futures Exchange

		No. of Trading Right Holders	Exchange Participants - Trading	Exchange Participants - Non-Trading	Non-Exchange Participants
2010	Q1	214 (239)	171 (194)	–	43 (45)
	Q2	214 (239)	171 (194)	–	43 (45)
	Q3	220 (245)	177 (200)	–	43 (45)
	Q4	221 (246)	179 (202)	–	42 (44)
2011	Q1	222 (246)	180 (202)	–	42 (44)

Notes:

- (1) The figures in blanket is the number of trading rights held.
- (2) An Exchange Participant is a corporation who may trade on or through the Exchange and is licensed under the Securities and Futures Ordinance to carry on securities/futures/options dealing activity.

Clearing Participants Statistics

HKCC Participants

Year/month		Clearing Participants	General Clearing Participants
2010	Q1	147	9
	Q2	148	9
	Q3	152	10
	Q4	153	9
2011	Q1	156	9

SEOCH Participants

Year/month		Direct Clearing Participants	General Clearing Participants
2010	Q1	54	6
	Q2	54	6
	Q3	55	6
	Q4	56	6
2011	Q1	57	7

HKSCC Participants

Year/month		Direct Clearing Participant	General Clearing Participant	Non-broker Participants *
2010	Q1	455	7	41
	Q2	455	7	41
	Q3	460	7	41
	Q4	468	7	44
2011	Q1	473	8	46

* Non-broker participants include Clearing Agency Participants, Custodian Participants and Stock Pledgee Participants.

Acronyms

CBBC	Callable Bull/Bear Contract
CCASS	Central Clearing and Settlement System
CNS	Continuous Net Settlement
DCASS	Derivatives Clearing and Settlement System
DR	Depository Receipt
DW	Derivative Warrant
ELI	Equity Linked Instrument
ETF	Exchange Traded Fund
GEM	Growth Enterprise Market
HIBOR	Hong Kong Interbank Offered Rate
HKCC	HKFE Clearing Corporation Ltd
HKEx	Hong Kong Exchanges and Clearing Ltd
HKSCC	Hong Kong Securities Clearing Co Ltd
HSICS	Hang Seng Industry Classification System
ISI	Investor settlement instruction
NASDAQ	National Association of Securities Dealer Automated Quotations
P/E ratio	Price / earnings ratio
REITs	Real Estate Investment Trusts
S&P	Standard and Poors
SEOCH	SEHK Options Clearing House Ltd, The
SI	Settlement instruction