


SECURITIES AND DERIVATIVES MARKETS QUARTERLY REPORT

First Quarter 2017



MARKET HIGHLIGHTS

Market Highlights – Main Board

Highlights	1st Quarter 2017	1st Quarter 2016
No. of listed companies	1,732	1,656
No. of listed securities	9,114	8,392
Equities		
Ordinary shares	1,733	1,657
Preference shares	10	8
Warrants	3,995	4,196
Equity	7	12
Derivative	3,988	4,184
Equity linked instrument	0	0
Callable bull/bear contracts	2,271	1,613
Unit trusts/mutual funds	169	149
Debt securities	936	769
No. of trading only stocks		
Nasdaq stocks	6	6
iShares	2	2
No. of trading days	62	59
Total turnover in value (HK\$mil.) *	4,580,724.35	4,262,404.49
Total turnover in shares (mil. shs)	12,466,547.39	12,958,166.14
Total number of trades (deals)	69,018,006	69,912,665
Total market capitalisation (HK\$mil.)	26,911,572.81	23,195,583.34
Average P/E ratio (times)	12.99	10.14
Average dividend yield (%)	3.10	3.56
Number of exchange participants		
– Trading	575	526
– Non-trading	35	33
Turnover in value (HK\$mil.)		
Highest	121,257.23 (17/03)	107,199.72 (07/01)
Lowest	49,248.76 (02/02)	54,246.46 (10/03)
Turnover in shares (mil. shs)		
Highest	268,750.58 (15/02)	299,010.95 (20/01)
Lowest	156,910.25 (01/02)	164,211.59 (11/03)
Total number of trades (deals)		
Highest	1,514,456 (17/03)	1,652,054 (07/01)
Lowest	802,324 (17/01)	939,682 (05/02)

* Included turnover value traded in non-HKD currency securities.

MARKET HIGHLIGHTS

Market Highlights – Growth Enterprise Market (GEM)

Highlights	1st Quarter 2017	1st Quarter 2016
No. of listed companies	277	227
No. of listed securities	278	229
Equities	277	227
Warrants	1	2
No. of trading days	62	59
Total turnover in value (HK\$mil.) *	28,023.36	25,669.47
Total turnover in shares (mil. shs)	97,585.16	85,659.35
Total number of trades (deals)	829,405	731,277
Total market capitalisation (HK\$mil.)	324,082.25	248,978.34
Average P/E ratio (times)	47.70	57.93
Average dividend yield (%)	0.28	0.30
Turnover in value (HK\$mil.)		
Highest	1,054.14 (30/03)	714.28 (23/03)
Lowest	205.07 (01/02)	293.89 (14/03)
Turnover in shares (mil. shs)		
Highest	3,452.56 (06/03)	4,254.12 (23/03)
Lowest	730.61 (01/02)	788.91 (15/02)
Total number of trades (deals)		
Highest	29,348 (29/03)	23,086 (23/03)
Lowest	6,373 (01/02)	8,185 (11/02)

* Included turnover value traded in non-HKD currency securities.

MARKET HIGHLIGHTS

Derivatives Market Highlights

Highlights	1st Quarter 2017	1st Quarter 2016
All futures and options products (excluding stock options)		
No. of trading days	62.0	59.0
Total contract volume	26,115,455	30,221,499
Equity index products	25,850,859	29,939,552
Equity products	39,870	92,936
Interest rates products	20	12
RMB Currency Futures	224,296	184,531
London Metal Mini Futures	410	4,468
Average daily contract volume	421,217	512,229
Total open interest as at the quarter end (contracts)	3,658,257	3,170,906
Equity index products	3,611,119	3,135,347
Equity products	5,250	7,121
Interest rates products	40	0
RMB Currency Futures	41,802	28,215
London Metal Mini Futures	46	223
Stock options		
No. of newly introduced stock options classes	0	0
No. of stock options as at the quarter end		
Class	84	84
Series	30,708	29,288
Total premium (HK\$mil.)	8,727.09	11,846.68
Call	4,584.19	4,099.73
Put	4,142.91	7,746.95
Average daily premium (HK\$mil.)	140.76	200.79
Total contract volume	21,003,818	17,289,771
Call	11,585,469	8,197,431
Put	9,418,349	9,092,340
Average daily contract volume	338,771	293,047
Total open interest as at the quarter end (contracts)	6,673,563	5,368,449
Call	3,330,396	2,661,499
Put	3,343,167	2,706,950
Total number of trades	743,671	750,314
Average daily number of trades	11,995	12,717
Total contracts exercised	1,909,852	1,853,205
Average premium per contract (HK\$)	415.50	685.18
Average contract per trade (contracts)	28	23
Put volume/call volume	0.81	1.11
Average daily contract volume/open interest	5.1%	5.5%
All futures and options products		
Total contract volume	47,119,273	47,511,270
Total open interest as at the quarter end (contracts)	10,331,820	8,539,355

MARKET HIGHLIGHTS

Clearing and Settlement Statistics

Securities Market	1st Quarter 2017	1st Quarter 2016
Average Daily Exchange Trades Handled by CCASS		
- Number of trades	1,125,959	1,196,563
- Value of trades (HK\$bil.)	74.2	72.6
- Share quantity Involved (bil shares)	202.6	221.1
Average Daily Settlement Instructions ("SIs") Settled by CCASS		
- Number of SIs	86,101	85,208
- Value of SIs (HK\$bil.)	183.4	170.1
- Share quantity involved (bil. shares)	44.1	47.1
Average Daily Investor SIs ("ISIs") Settled by CCASS		
- Number of ISIs	294	249
- Value of ISIs (HK\$mil.)	184.4	89.2
- Share quantity involved (mil. shares)	279.5	129.9
Average Daily Settlement Efficiency of CNS Stock Positions on Due Day (T+2) (%)	99.92	99.93
Average Daily Settlement Efficiency of CNS Stock Positions on the Day following the Due Day (T+3) (%)	99.99	99.99
Average Daily Buy-ins Executed on T+3		
- Number of brokers involved	3	3
- Number of buy-ins	4	3
- Value of buy-ins (HK\$mil)	1.3	1.5
Shares Deposited in the CCASS Depository *		
- Number of shares (bil shares)	6,015.7	5,558.0
- Percentage of total issued shares of the admitted securities	74.42	74.67
- Value of shares (HK\$bil)	16,988.3	14,395.9
- Percentage of the total market capitalisation of the admitted securities	57.10	56.61

Derivatives Market	1st Quarter 2017	1st Quarter 2016
Open Interest		
- Equity Index Futures	622,037	644,456
- Stock Futures	5,250	7,121
- Interest Rates Futures	40	0
- RMB Currency Futures	41,691	28,215
- London Metal Mini Futures	46	223
- Equity Index Options	2,989,082	2,490,891
- Stock Options	6,673,563	5,368,449
- RMB Currency Options #	111	-
Cumulative Stock Options Exercised		
- Share quantity involved (mil. shs)	1,876	2,116
- Value of shares (HK\$bil.)	33	33

* Share quantity and market value of securities in non-HKD currency are included

Trading in RMB Currency Options commenced on 20 Mar 2017

MAIN BOARD EQUITIES

Equity Turnover

		Share	Value	
		(mil. shs)	(HK\$mil.)	No. of deals
2016	Q1	862,976.22	2,639,071.92	55,813,607
	Q2	781,041.26	2,563,892.49	50,058,306
	Q3	822,456.65	2,993,023.85	52,694,671
	Q4	806,179.21	2,860,715.28	51,911,116
2017	Q1	880,448.96	3,261,722.31	57,223,517

Equity Trading Statistics

		No. of trading days	Average daily turnover (HK\$mil.)	Average value per deal
2016	Q1	59	44,730.03	47,284
	Q2	62	41,353.10	51,218
	Q3	63	47,508.32	56,799
	Q4	61	46,896.97	55,108
2017	Q1	62	52,608.42	57,000

MAIN BOARD EQUITIES

20 Most Advanced Stocks

for 1st quarter 2017

Rank	Code	Stock	Closing price		% up
			End of Mar 2017	End of Dec 2016	
1	01159	JIMEI INT ENT	5.600	1.450	286.21
2	03303	JUTAL OIL SER	2.330	0.750	210.67
3	00197	HENG TAI	0.630	0.243	159.26
4	01383	SUNCENTURY GP	0.465	0.204	127.94
5	01160	GRAND INV INTL	1.800	0.860	109.30
6	02168	YINGDE GASES	6.000	2.870	109.06
7	01728	ZHENGTONGAUTO	4.670	2.260	106.64
8	00799	IGG	10.726	5.194	106.51
9	01293	BAOXIN AUTO	3.940	1.910	106.28
10	00030	BAN LOONG HOLD	0.265	0.130	103.85
11	01632	FOODWISE HLDG	18.620	9.160	103.28
12	01393	HIDILI INDUSTRY	0.395	0.195	102.56
13	00581	CHINA ORIENTAL	2.310	1.160	99.14
14	00309	XH NEWS MEDIA	0.445	0.230	93.48
15	00722	UMP	2.600	1.360	91.18
16	00997	CHINLINK INTL	1.510	0.800	88.75
17	03669	YONGDA AUTO	7.290	3.900	86.92
18	00842	LEOCH INT'L	1.700	0.910	86.81
19	01182	SUCCESS DRAGON	0.610	0.330	84.85
20	01447	SFK	3.240	1.770	83.05

A Adjusted

20 Most Declined Stocks

for 1st quarter 2017

Rank	Code	Stock	Closing price		% down
			End of Mar 2017	End of Dec 2016	
1	06863	HUISHAN DAIRY	0.420	3.010	-86.05
2	00292	ASIA STD HOTEL	0.430	1.358	-68.34
3	00904	CHINA GREEN	0.065	0.184	-64.67
4	00705	DINGHE MINING	0.047	0.131	-64.12
5	01087	INVESTTECH HLDGS	0.610	1.680	-63.69
6	00136	HENGTEN NET	0.143	0.390	-63.33
7	01315	VISION FAME	0.900	2.440	-63.11
8	01178	SHARE ECON GP	0.089	0.233	-61.80
9	00364	PING SHAN TEA	0.027	0.062	-56.45
10	00567	DAISHOMICROLINE	0.520	1.160	-55.17
11	00091	INT'L STD RES	0.090	0.200	-55.00
12	02309	BIRMINGHAM INTL	0.214	0.475	-54.95
13	00401	WANJIA GROUP	0.380	0.800	-52.50
14	01327	TIME2U	0.065	0.134	-51.49
15	01239	JIN BAO BAO H	0.047	0.094	-50.00
16	01225	LERADO FIN	0.116	0.222	-47.75
17	01678	CREATIVE GLOBAL	0.300	0.570	-47.37
18	01190	BOLINA	0.210	0.395	-46.84
19	00149	CH AGRI-PROD EX	0.680	1.260	-46.03
20	00556	PAN ASIA ENVIRO	0.940	1.740	-45.98

A Adjusted

MAIN BOARD EQUITIES

20 Most Active Stocks by Value

for 1st quarter 2017

Rank	Code	Stock	Turnover (HK\$mil.)	% of total
1	00700	TENCENT	208,028.94	6.38
2	00939	CCB	118,955.45	3.65
3	00005	HSBC HOLDINGS	90,843.34	2.79
4	01299	AIA	82,214.31	2.52
5	00941	CHINA MOBILE	79,726.94	2.44
6	03988	BANK OF CHINA	73,533.39	2.25
7	02318	PING AN	73,004.31	2.24
8	01398	ICBC	72,889.63	2.23
9	02628	CHINA LIFE	62,058.12	1.90
10	00388	HKEX	48,273.80	1.48
11	00175	GEELY AUTO	46,856.36	1.44
12	00883	CNOOC	44,052.61	1.35
13	01928	SANDS CHINA LTD	40,200.89	1.23
14	00857	PETROCHINA	39,815.56	1.22
15	00027	GALAXY ENT	37,249.13	1.14
16	00688	CHINA OVERSEAS	33,903.93	1.04
17	00386	SINOPEC CORP	32,766.46	1.00
18	02333	GREATWALL MOTOR	32,080.21	0.98
19	01288	ABC	31,422.25	0.96
20	00001	CKH HOLDINGS	30,075.97	0.92
Total			1,277,951.59	39.18

20 Most Active Stock by Shares

for 1st quarter 2017

Rank	Code	Stock	Turnover (mil. shs)	% of total
1	00364	PING SHAN TEA	34,522.98	3.92
2	00997	CHINLINK INTL	33,887.69	3.85
3	00136	HENG TEN NET	30,436.24	3.46
4	00061	NORTH ASIA RES	21,298.72	2.42
5	00939	CCB	19,406.10	2.20
6	03988	BANK OF CHINA	19,321.37	2.19
7	00261	CCT LAND	16,999.37	1.93
8	01398	ICBC	14,652.34	1.66
9	00904	CHINA GREEN	9,901.46	1.12
10	01288	ABC	8,943.28	1.02
11	00493	GOME	8,933.30	1.01
12	00582	LANDING INTL	7,441.86	0.85
13	00857	PETROCHINA	6,640.91	0.75
14	01192	TITAN PETROCHEM	6,481.14	0.74
15	00555	REXLOT HOLDINGS	6,206.37	0.70
16	01076	IMPERIAL PAC	5,875.97	0.67
17	03800	GCL-POLY ENERGY	5,531.31	0.63
18	00386	SINOPEC CORP	5,418.47	0.62
19	00651	CHI OCEAN IND	4,987.71	0.57
20	01239	JIN BAO BAO H	4,865.62	0.55
Total			271,752.21	30.87

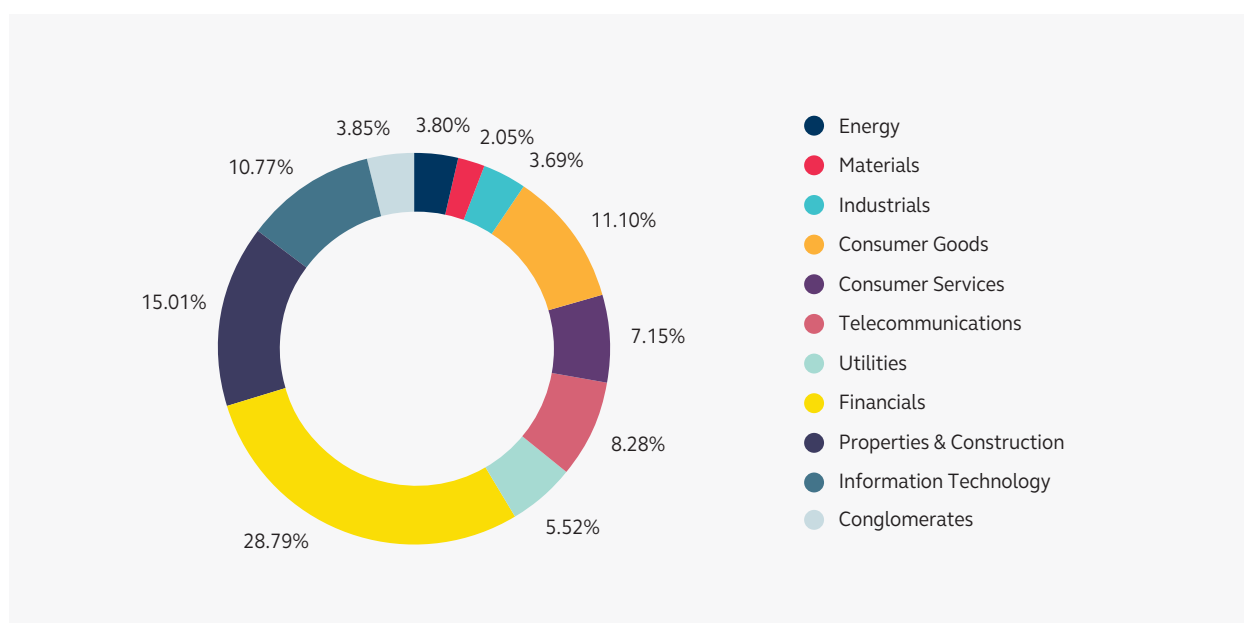
MAIN BOARD EQUITIES

Market Capitalisation of Listed Companies for Main Board

		HK\$mil.
2016	Q1	23,195,583.34
	Q2	22,796,551.70
	Q3	25,317,548.47
	Q4	24,450,434.51
2017	Q1	26,911,572.81

Market Capitalisation by Hang Seng Industry Classification System* – Main Board

Quarter-end figures



* Hang Seng Industry Classification System (HSICS) is provided by Hang Seng Indexes Company Limited.

Note: New Hang Seng Industry Classification System took effect on 9 September 2013.

MAIN BOARD EQUITIES

50 Leading Companies by Market Capitalisation

as at the 1st quarter end 2017

Rank	Code	Company	Market capitalisation	
			(HK\$mil.)	% of market total
1	00700	Tencent Holdings Ltd.	2,111,530.57	7.85
2	00941	China Mobile Ltd.	1,741,439.82	6.47
3	00939	China Construction Bank Corporation – H Shares	1,502,608.25	5.58
4	00005	HSBC Holdings plc	1,276,881.66	4.74
5	01299	AIA Group Ltd.	590,862.35	2.20
6	01398	Industrial and Commercial Bank of China Ltd. – H Shares	440,913.75	1.64
7	02378	Prudential plc *	–	420,757.48
8	00883	CNOOC Ltd.	414,328.39	1.54
9	00805	Glencore plc *	–	403,870.70
10	00001	CK Hutchison Holdings Ltd.	368,794.06	1.37
11	02388	BOC Hong Kong (Holdings) Ltd.	335,685.77	1.25
12	00016	Sun Hung Kai Properties Ltd.	330,663.85	1.23
13	02318	Ping An Insurance (Group) Co. of China, Ltd. – H Shares	323,969.60	1.20
14	03988	Bank of China Ltd. – H Shares	322,781.99	1.20
15	00267	CITIC Ltd.	322,320.11	1.20
16	00011	Hang Seng Bank Ltd.	301,306.42	1.12
17	01928	Sands China Ltd.	290,576.74	1.08
18	00945	Manulife Financial Corporation *	–	271,664.80
19	00066	MTR Corporation Ltd.	257,782.48	0.96
20	00762	China Unicom (Hong Kong) Ltd.	249,049.64	0.93
21	02888	Standard Chartered PLC	244,138.08	0.91
22	00688	China Overseas Land & Investment Ltd.	243,227.67	0.90
23	00388	Hong Kong Exchanges and Clearing Ltd.	239,477.50	0.89
24	03328	Bank of Communications Co., Ltd. – H Shares	211,471.65	0.79
25	00002	CLP Holdings Ltd.	205,274.11	0.76
26	00004	Wharf (Holdings) Ltd., The	202,316.26	0.75
27	01113	Cheung Kong Property Holdings Ltd.	198,940.18	0.74
28	00003	Hong Kong and China Gas Co. Ltd., The	197,622.84	0.73
29	00027	Galaxy Entertainment Group Ltd.	181,924.94	0.68
30	02628	China Life Insurance Co. Ltd. – H Shares	177,472.02	0.66
31	00012	Henderson Land Development Co. Ltd.	175,141.09	0.65
32	01038	Cheung Kong Infrastructure Holdings Ltd.	161,691.24	0.60
33	00386	China Petroleum & Chemical Corporation – H Shares	160,734.66	0.60
34	02007	Country Garden Holdings Co. Ltd.	149,263.35	0.55
35	01972	Swire Properties Ltd.	145,665.00	0.54
36	01109	China Resources Land Ltd.	145,549.73	0.54
37	00006	Power Assets Holdings Ltd.	142,995.53	0.53
38	00020	Wheelock and Co. Ltd.	125,222.77	0.47
39	00857	PetroChina Co. Ltd. – H Shares	120,052.74	0.45
40	02018	AAC Technologies Holdings Inc.	111,686.60	0.42
41	00019	Swire Pacific Ltd.	110,619.55	0.41
42	01288	Agricultural Bank of China Ltd. – H Shares	110,044.99	0.41
43	00175	Geely Automobile Holdings Ltd.	105,936.08	0.39
44	00656	Fosun International Ltd.	100,339.15	0.37
45	03333	China Evergrande Group	98,668.63	0.37
46	00288	WH Group Ltd.	98,162.16	0.36
47	01658	Postal Savings Bank of China Co., Ltd. – H Shares	95,508.16	0.35
48	03968	China Merchants Bank Co., Ltd. – H Shares	94,343.02	0.35
49	00017	New World Development Co. Ltd.	92,611.35	0.34
50	00101	Hang Lung Properties Ltd.	90,851.03	0.34
Total			15,718,447.53	58.41
Market Total			26,911,572.81	100.00

Notes:

* not included in Market Total

MAIN BOARD EQUITIES

Short Selling (value)

		Short selling turnover (HK\$mil.)	Market turnover (HK\$mil.) *	% of market total
2016	Q1	529,347.58	4,288,073.96	12.34
	Q2	488,227.56	3,881,459.36	12.58
	Q3	490,674.64	4,303,204.62	11.40
	Q4	406,569.77	3,923,687.04	10.36
2017	Q1	475,997.96	4,608,747.71	10.33

* Included Market total for Main Board and GEM

Short Selling (share)

		Short selling turnover (mil. shs)	Market turnover (mil. shs) *	% of market total
2016	Q1	54,180.01	13,043,825.48	0.42
	Q2	53,429.40	11,848,238.65	0.45
	Q3	53,475.70	10,997,917.09	0.49
	Q4	47,872.62	9,721,915.86	0.49
2017	Q1	52,950.87	12,564,132.55	0.42

* Included Market total for Main Board and GEM

New Listing Companies Statistics

		No. of newly listed companies	No. of companies transferred from GEM *	Funds raised (HK\$mil.) #
2016	Q1	13	1	29,916.67
	Q2	11	0	12,489.33
	Q3	22	3	91,602.58
	Q4	29	2	56,716.17
2017	Q1	20	1	11,954.10

* Included only the transfers of listing from GEM to Main Board pursuant to the revised Rule 9.24 of GEM Listing Rules and to the new Chapter 9A of the Main Board Listing Rules effective from 1 July 2008

All funds raised are attributed to the initial public offers of newly listed companies

MAIN BOARD EQUITIES

Newly Listed Companies

for 1st quarter 2017

Code	Company	Listing date	No. of issued shares	Funds raised (HK\$mil.)
01637	SH Group (Holdings) Ltd.	2017/01/03	400,000,000	120.00
01536	Yuk Wing Group Holdings Ltd.	2017/01/11	380,000,000	115.00
01656	ISDN Holdings Ltd.	2017/01/12	394,684,950	50.00
06122	Jilin Jiutai Rural Commercial Bank Corporation Ltd. – H Shs	2017/01/12	759,000,000	3,461.04
01575	Morris Holdings Ltd.	2017/01/12	1,000,000,000	262.50
01518	New Century Healthcare Holding Co. Ltd.	2017/01/18	490,025,000	956.98
06068	Wisdom Education International Holdings Co. Ltd.	2017/01/26	2,039,154,000	913.16
03789	Royal Deluxe Holdings Ltd.	2017/02/08	1,200,000,000	168.00
02266	Lai Si Enterprise Holding Ltd.	2017/02/10	400,000,000	115.00
01660	Sanroc International Holdings Ltd.	2017/02/10	1,239,000,000	159.60
01989	Pine Care Group Ltd.	2017/02/15	902,880,000	205.68
01627	Able Engineering Holdings Ltd.	2017/02/20	2,000,000,000	550.00
06169	China YuHua Education Corporation Ltd.	2017/02/28	3,000,000,000	1,768.13
02293	Bamboos Health Care Holdings Ltd. *	2017/03/01	400,000,000	–
01985	Microware Group Ltd.	2017/03/08	300,000,000	87.60
03395	Persta Resources Inc.	2017/03/10	278,286,520	219.87
03869	Hospital Corporation of China Ltd.	2017/03/16	133,194,000	426.68
01569	Minsheng Education Group Co. Ltd.	2017/03/22	4,000,000,000	1,380.00
01647	SHIS Ltd.	2017/03/30	1,000,000,000	175.00
02017	Chanhigh Holdings Ltd.	2017/03/31	600,000,000	325.50
02281	Luzhou Xinglu Water (Group) Co., Ltd. – H Shares	2017/03/31	214,940,000	494.36
Total				11,954.10

* Transfers of listing from GEM to Main Board pursuant to the revised Rule 9.24 of the GEM Listing Rules and to the new Chapter 9A of the Main Board Listing Rules effective from 1 July 2008.

MAIN BOARD EQUITIES

Withdrawal of Listed Companies

for 1st quarter 2017

Code	Company	Last trading date	Delisted date
00930	China Forestry Holdings Co., Ltd.	2011/01/26	2017/02/24
03668	Chinalco Mining Corporation International	2017/03/06	2017/03/16

MAIN BOARD EQUITIES

Company Name Changes

for 1st quarter 2017

Code	Old name	New name	Effective date	Adoption date
00583	Armada Holdings Ltd.	Great Wall Pan Asia Holdings Ltd.	2016/12/08	2017/01/16
00650	Shun Cheong Holdings Ltd.	IDG Energy Investment Group Ltd.	2016/12/16	2017/01/16
00348	Haier Healthwise Holdings Ltd.	China Healthwise Holdings Ltd.	2016/12/16	2017/01/17
06828	Blue Sky Power Holdings Ltd.	Beijing Gas Blue Sky Holdings Ltd.	2016/12/09	2017/02/03
02393	Yestar International Holdings Co. Ltd.	Yestar Healthcare Holdings Co. Ltd.	2017/01/11	2017/02/03
01372	Excel Development (Holdings) Ltd.	Bisu Technology Group International Ltd.	2017/01/16	2017/02/09
00865	First Mobile Group Holdings Ltd.	Jiande International Holdings Ltd.	2017/01/06	2017/02/10
01332	China Opto Holdings Ltd.	China Touyun Tech Group Ltd.	2017/01/18	2017/02/15
01365	China Greenland Rundong Auto Group Ltd.	China Rundong Auto Group Ltd.	2017/01/27	2017/02/27
01386	Walker Group Holdings Ltd.	Vestate Group Holdings Ltd.	2017/01/19	2017/02/28
02323	Topsearch International (Holdings) Ltd.	China HKBridge Holdings Ltd.	2017/01/25	2017/03/02
00802	RCG Holdings Ltd.	China e-Wallet Payment Group Ltd.	2016/12/28	2017/03/08
00334	TCL Display Technology Holdings Ltd.	China Display Optoelectronics Technology Holdings Ltd.	2017/01/04	2017/03/10
01466	Man Sang Jewellery Holdings Ltd.	Affluent Partners Holdings Ltd.	2017/02/01	2017/03/15
00628	Sino Credit Holdings Ltd.	Gome Finance Technology Co., Ltd.	2017/02/15	2017/03/17

MAIN BOARD EQUITIES

Bonus Issues/Bonus Warrants

for 1st quarter 2017

Code	Company	Particulars	Ex-date
00292	Asia Standard Hotel Group Ltd.	Bonus 2 for 1 option to elect to receive the Convertible Notes in lieu of all (but not part of)	2017/01/23
00275	Master Glory Group Ltd.	1 for 1	2017/01/24
00211	Styland Holdings Ltd.	1 wt for 5	2017/01/24
00273	Mason Financial Holdings Ltd.	1 for 10	2017/02/15

Share Split/Consolidation

for 1st quarter 2017

Code	Company	Particulars	Effective date
02324	Capital VC Ltd.	Consolidation 5 into 1	2017/02/08
00221	Easy One Financial Group Ltd.	Consolidation 10 into 1	2017/02/21
00091	International Standard Resources Holdings Ltd.	Consolidation 2 into 1	2017/02/24
01269	China First Capital Group Ltd.	Split 1 into 5	2017/02/28
00585	Imagi International Holdings Ltd.	Consolidation 8 into 1	2017/03/13
00351	Asia Energy Logistics Group Ltd.	Consolidation 10 into 1	2017/03/27
00997	Chinlink International Holdings Ltd.	Consolidation 25 into 1	2017/03/28

MAIN BOARD EQUITIES

Rights Issues & Open Offers

for 1st quarter 2017

Month	Code	Company	Ratio	Funds raised (HK\$mil.)
Jan	00197	Heng Tai Consumables Group Ltd.	Rts 1 for 1 @\$0.24	216.08
	00080	China New Economy Fund Ltd.	Rts 3 for 2 @\$0.50	166.89
			with bonus 2 for 3 rts shs	
	01340	Huisheng International Holdings Ltd.	Rts 1 for 2 @HKD 0.50	144.75
Feb	00993	Huarong International Financial Holdings Ltd.	Rts 1.5 for 20 @\$2.63	658.44
	00273	Mason Financial Holdings Ltd.	Rts 6 for 5 @\$0.13	2,876.22
	00117	Tianli Holdings Group Ltd.	Open offer 1 for 2 @\$1.50	372.38
	00771	Automated Systems Holdings Ltd.	Rts 1 for 2 @\$1.10	192.93
	06108	New Ray Medicine International Holding Ltd.	Rts 3 for 1 @\$0.275	343.57
Mar	00928	Tack Fiori International Group Ltd.	Rts 1 for 1 @\$0.126	301.18
	01639	AKM Industrial Co. Ltd.	Rts 1 for 4 @\$0.55	135.78
	02324	Capital VC Ltd.	Rts 3 for 1 @\$0.20	413.23
			(after consolidation 5 into 1)	
	00622	Enerchina Holdings Ltd.	Rts 1 for 2 @\$0.265	953.18
	00091	International Standard Resources Holdings Ltd.	Rts 1 for 2 @\$0.09	143.72
			(after consolidation 2 into 1)	
	00862	Vision Values Holdings Ltd.	Rts 1 for 2 @\$0.18	233.27
Total				7,151.62

MAIN BOARD EQUITIES

Placing*

Month	Code	Company	No. of new shares placed	Placing price (HK\$)	Funds raised (HK\$mil.)	
2017						
Jan	03337	ANTON OILFIELD	221,619,604	1.0080	223.39	
	00039	CH BEIDAHUANG	351,599,550	0.4800	168.77	
	00810	CH INTERNET INV	90,990,000	0.2600	23.66	
	01566	CHINA ANIMATION	16,076,000	3.2500	52.25	
	00110	CHINA FORTUNE	85,716,000	0.3500	30.00	
	00581	CHINA ORIENTAL	586,284,000	1.3000	762.17	
	01145	COURAGEMARINE	25,400,000	3.8200	97.03	
	00861	DC HOLDINGS	35,214,000	5.5300	194.73	
	01039	FORTUNET E-COMM	151,515,000	1.9800	300.00	
	00115	GRAND FIELD GP	90,468,877	0.2700	24.43	
	00979	GREEN ENERGY GP	133,206,000	0.2600	34.63	
	00145	HK BLDG & LOAN	384,416,000	0.3600	138.39	
	02028	JOLIMARK	18,000,000	1.6500	29.70	
	00276	MONGOLIA ENERGY	60,000,000	0.2600	15.60	
	01227	NATIONAL INV	160,000,000	0.1000	16.00	
	01140	OP FIN INV	56,000,000	1.9500	109.20	
	02014	OZNER WATER	316,299,950	1.7100	540.87	
	01142	SIBERIAN MINING	123,200,000	0.2170	26.73	
	02012	SUNSHINE OIL	60,000,000	0.2620	15.72	
	01483	U BANQUET GP	93,000,000	1.6100	149.73	
	01431	YST DAIRY	781,749,400	0.5000	390.87	
	Feb	00800	A8 NEW MEDIA	931,800,000	0.4100	382.04
		00959	AMAX INT HOLD	13,000,000	0.5000	6.50
00789		ARTINI	510,000,000	0.0800	40.80	
00030		BAN LOONG HOLD	534,132,000	0.1100	58.75	
01237		CH ENV TECH&BIO	514,500,000	0.1300	66.89	
00815		CHI SILVER GP	13,800,000	1.5100	20.84	
00616		EMINENCE ENT	350,000,000	0.1600	56.00	
00571		ESUN HOLDINGS	248,642,433	0.6200	154.16	
02212		FB MINING	170,000,000	0.2050	34.85	
00141		GREAT CHINA	52,300,000	1.4400	75.31	
02277		HUARONG INV	580,000,000	0.4000	232.00	
01020		SINOREF HLDGS	595,600,000	0.3000	178.68	
01046		UNI INTL FIN	106,660,000	0.5190	55.36	
00332		YUANHENG GAS	331,000,000	0.6800	225.08	
Mar		03344	ADDCHANCE	4,300,000,000	0.0800	344.00
	02020	ANTA SPORTS	175,000,000	21.6700	3,792.25	
	01381	CANVEST ENV	300,000,000	3.5000	1,050.00	
	00164	CHINA BAOLI TEC	552,500,000	0.1810	100.00	
	00707	CO-PROSPERITY	797,184,000	0.2000	159.44	
	04610	CZB 17USDPREF	108,750,000	156.0000	16,965.00	
	00567	DAISHOMICROLINE	96,000,000	0.5000	48.00	

MAIN BOARD EQUITIES

Month	Code	Company	No. of new shares placed	Placing price (HK\$)	Funds raised (HK\$mil.)
	00500	FRONTIER SER	216,000,000	0.9000	194.40
	02358	JIU RONG HOLD	912,000,000	0.2200	200.64
	01227	NATIONAL INV	110,000,000	0.1420	15.62
	00491	SEE CORPORATION	1,000,000,000	0.1900	190.00
	01182	SUCCESS DRAGON	312,000,000	0.5700	177.84
	01430	SUCHUANG GAS	40,000,000	2.2000	88.00
	02012	SUNSHINE OIL	247,350,000	0.2830	70.00
	02012	SUNSHINE OIL	40,000,000	0.2900	11.60
	00518	TUNGTEX (HOLD)	42,000,000	1.0000	42.00
	01046	UNI INTL FIN	213,320,000	0.5190	110.71
	00686	UNITED PV	2,232,978,962	0.5814	1,298.25
	00332	YUANHENG GAS	503,703,704	0.6750	340.00
Total					30,128.89

* Due to the reporting time-lag, placing figures for the quarter are provisional.

MAIN BOARD WARRANTS

Warrant Trading Statistics

		Equity wts (HK\$mil.)	Derivative wts (HK\$mil.)	Total (HK\$mil.)
2016	Q1	92.83	915,484.74	915,577.57
	Q2	64.04	677,965.49	678,029.53
	Q3	83.83	618,585.83	618,669.66
	Q4	70.69	514,959.75	515,030.44
2017	Q1	81.08	725,133.37	725,214.45

Warrant Market Value

		Number	Equity wts (HK\$mil.)	Number	Derivative wts (HK\$mil.)	Total no.	Total (HK\$mil.)
2016	Q1	12	1,444.55	4,184	58,444.35	4,196	59,888.90
	Q2	11	1,018.90	4,070	51,518.27	4,081	52,537.17
	Q3	11	1,371.20	4,006	76,719.27	4,017	78,090.47
	Q4	8	847.55	3,705	42,844.32	3,713	43,691.87
2017	Q1	7	550.11	3,988	58,457.44	3,995	59,007.55

New Listing Statistics – Warrants

		No. of newly listed equity wts	No. of newly listed derivative wts	Amount raised (HK\$mil.)
2016	Q1	2	1,276	31,890.47
	Q2	2	1,045	21,652.05
	Q3	1	1,354	28,479.35
	Q4	0	1,200	23,813.28
2017	Q1	1	1,502	26,809.66

Newly Listed Equity Warrants

for 1st quarter 2017

Code	Equity warrants	Initial issued amount (HK\$)	Listing date	Expiry	Amount raised (HK\$mil.)
01482	Styland Holdings Ltd. Warrants 2018	95,220,202	2017/02/15	2018/02/13	-
Total					-

MAIN BOARD WARRANTS

Newly Listed Derivative Warrants

for 1st quarter 2017

Code	Derivative warrants	No. of issue (units)	Listing date	Expiry	Amount raised (HK\$mil.)
15885	BNP Paribas Arbit Issu B.V. – HKEX European Wts Jan 2018 A	100,000,000	2017/01/03	2018/01/03	18.00
15884	BNP Paribas Arbit Issu B.V. – HSBC Euro Put Wts Oct 2017 B	40,000,000	2017/01/03	2017/10/04	18.00
15883	BNP Paribas Arbit Issu B.V. – Tencent Eu Put Wt Apr 2018 A	80,000,000	2017/01/03	2018/04/03	20.00
15932	Credit Suisse AG – AIA European Put Warrants Jul 2017 A	50,000,000	2017/01/03	2017/07/04	12.50
15946	Credit Suisse AG – China Cinda European Warrants Jun 2017 A	50,000,000	2017/01/03	2017/06/05	10.25
15965	Credit Suisse AG – CITIC European Warrants Jul 2017 A	40,000,000	2017/01/03	2017/07/31	21.60
15940	Credit Suisse AG – CKI Holdings European Warrants May 2017 A	55,000,000	2017/01/03	2017/05/05	11.55
15920	Credit Suisse AG – China Mobile European Put Wts Jul 2017 A	50,000,000	2017/01/03	2017/07/05	12.50
15954	Credit Suisse AG – CNBM European Warrants Jul 2017 A	36,000,000	2017/01/03	2017/07/05	10.08
15937	Credit Suisse AG – Ch Overseas European Warrants Nov 2017 A	50,000,000	2017/01/03	2017/11/30	12.50
15955	Credit Suisse AG – China Tel European Warrants Jul 2017 A	70,000,000	2017/01/03	2017/07/04	10.50
15951	Credit Suisse AG – GF Sec European Warrants Jun 2017 A	70,000,000	2017/01/03	2017/06/30	10.50
15950	Credit Suisse AG – HS H-SHARE European Warrants Jun 2017 A	30,000,000	2017/01/03	2017/06/05	10.95
15938	Credit Suisse AG – Li & Fung European Warrants Jul 2017 A	40,000,000	2017/01/03	2017/07/04	10.00
15943	Credit Suisse AG – Link REIT European Warrants Jun 2017 A	50,000,000	2017/01/03	2017/06/02	10.00
15933	Credit Suisse AG – Sands China European Warrants Jul 2017 B	50,000,000	2017/01/03	2017/07/05	12.50
15914	Credit Suisse AG – Sands China European Put Wts Jul 2017 A	50,000,000	2017/01/03	2017/07/04	12.50
15942	Credit Suisse AG – SPDR Gold Trust European Wts Jul 2017 A	25,000,000	2017/01/03	2017/07/04	11.00
15949	Credit Suisse AG – Stanchart European Warrants Jun 2017 A	25,000,000	2017/01/03	2017/06/02	10.50
15922	Credit Suisse AG – Tencent Holdings Euro Put Wts Dec 2017 B	100,000,000	2017/01/03	2017/12/22	20.50
15964	Credit Suisse AG – Zijin Mining European Warrants Jul 2017 A	40,000,000	2017/01/03	2017/07/31	10.00
15987	Goldman Sachs SP (Asia) – Agri Bk European Wts Dec 2017 A	80,000,000	2017/01/03	2017/12/28	20.00
15829	Goldman Sachs SP (Asia) – CAM CSI300 European Wts Sep 2017 A	80,000,000	2017/01/03	2017/09/28	20.00
15832	Goldman Sachs SP (Asia) – CITIC Sec European Wts Dec 2017 A	80,000,000	2017/01/03	2017/12/28	20.00
15985	Goldman Sachs SP (Asia) – Ch Overseas European Wts Oct 2017 A	80,000,000	2017/01/03	2017/10/09	12.00
15966	Goldman Sachs SP (Asia) – CSOP A50 ETF Euro Wts Jul 2017 A	80,000,000	2017/01/03	2017/07/28	27.68
15819	Goldman Sachs SP (Asia) – China Tel European Wts Jun 2017 A	50,000,000	2017/01/03	2017/06/28	10.00
15825	Goldman Sachs SP (Asia) – HKEX European Warrants Jun 2017 C	150,000,000	2017/01/03	2017/06/27	22.50
15820	Goldman Sachs SP (Asia) – Kingsoft European Wts Nov 2017 A	80,000,000	2017/01/03	2017/11/29	20.00
15968	Goldman Sachs SP (Asia) – Sands China Euro Wts Jun 2017 A	60,000,000	2017/01/03	2017/06/28	10.92
16001	J P Morgan SP BV – Anta Sports European Warrants Aug 2017 A	60,000,000	2017/01/03	2017/08/01	15.06
16000	J P Morgan SP BV – HSI European Warrants Jul 2017 B	400,000,000	2017/01/03	2017/07/28	60.80
15853	Macquarie Bank Ltd. – Lenovo European Warrants Aug 2017 A	18,000,000	2017/01/03	2017/08/02	10.01
15856	Macquarie Bank Ltd. – PICC Group European Wts Oct 2017 A	22,000,000	2017/01/03	2017/10/04	10.01
15835	Macquarie Bank Ltd. – China Vanke European Wts Oct 2017 A	40,000,000	2017/01/03	2017/10/04	10.00
15886	SG Issuer – CGS European Warrants Aug 2017 A	15,000,000	2017/01/03	2017/08/03	10.05
15888	SG Issuer – CITIC Sec European Warrants Dec 2017 A	60,000,000	2017/01/03	2017/12/05	15.00
15857	SG Issuer – China Life European Warrants Jul 2017 C	15,000,000	2017/01/03	2017/07/05	10.05
15859	SG Issuer – China Life European Put Warrants Sep 2017 B	150,000,000	2017/01/03	2017/09/05	37.50
15887	SG Issuer – Ch Mob European Warrants Jul 2017 D	60,000,000	2017/01/03	2017/07/05	28.20
15862	SG Issuer – CNOOC European Warrants Aug 2017 A	20,000,000	2017/01/03	2017/08/03	20.00
15881	SG Issuer – HKEX European Warrants Nov 2017 A	200,000,000	2017/01/03	2017/11/03	50.00

MAIN BOARD WARRANTS

Code	Derivative warrants	No. of issue			Amount raised (HK\$mil.)
		(units)	Listing date	Expiry	
15889	SG Issuer – HS H-SHARE European Warrants Aug 2017 B	30,000,000	2017/01/03	2017/08/03	15.30
15891	SG Issuer – HS H-SH European Put Warrants Aug 2017 C	30,000,000	2017/01/03	2017/08/03	17.70
15892	SG Issuer – Ping An European Warrants Aug 2017 B	100,000,000	2017/01/03	2017/08/03	28.50
15894	UBS AG – BYD European Warrants May 2017 A	40,000,000	2017/01/03	2017/05/26	12.60
15913	UBS AG – China Life European Warrants Aug 2017 A	100,000,000	2017/01/03	2017/08/28	17.30
15895	UBS AG – Greatwall Motor European Warrants Jul 2017 A	40,000,000	2017/01/03	2017/07/03	13.32
15897	UBS AG – HS H-SHARE European Warrants May 2017 A	50,000,000	2017/01/03	2017/05/24	15.10
16207	Credit Suisse AG – AIA European Warrants Oct 2017 A	60,000,000	2017/01/04	2017/10/04	10.80
16278	Credit Suisse AG – CC Bank European Warrants Jul 2017 B	55,000,000	2017/01/04	2017/07/31	10.84
16295	Credit Suisse AG – CITIC Sec European Warrants Dec 2017 A	50,000,000	2017/01/04	2017/12/29	12.50
16179	Credit Suisse AG – China Mobile European Warrants Jun 2017 B	50,000,000	2017/01/04	2017/06/19	12.50
16167	Credit Suisse AG – CNOOC European Warrants Jul 2017 A	40,000,000	2017/01/04	2017/07/05	10.00
16245	Credit Suisse AG – CPIC European Warrants Jul 2017 A	40,000,000	2017/01/04	2017/07/31	10.00
16352	Credit Suisse AG – CSOP A50 ETF European Warrants Jul 2017 A	40,000,000	2017/01/04	2017/07/05	10.00
16244	Credit Suisse AG – HKEX European Warrants Dec 2017 A	70,000,000	2017/01/04	2017/12/11	10.50
16209	Credit Suisse AG – HKEX European Put Warrants Oct 2017 B	100,000,000	2017/01/04	2017/10/03	15.00
16347	Credit Suisse AG – HSBC European Put Warrants Jul 2017 A	40,000,000	2017/01/04	2017/07/05	10.00
16292	Credit Suisse AG – Haitong Sec European Warrants Oct 2017 A	70,000,000	2017/01/04	2017/10/31	10.50
16277	Credit Suisse AG – ICBC European Warrants Jul 2017 B	60,000,000	2017/01/04	2017/07/31	10.08
16213	Credit Suisse AG – Lenovo European Warrants May 2017 A	50,000,000	2017/01/04	2017/05/25	12.50
16204	Credit Suisse AG – PetroChina European Warrants Jun 2017 B	40,000,000	2017/01/04	2017/06/19	10.40
16297	Credit Suisse AG – Ping An European Put Warrants Aug 2017 A	50,000,000	2017/01/04	2017/08/04	12.50
16241	Credit Suisse AG – SHK Ppt European Warrants May 2017 A	40,000,000	2017/01/04	2017/05/31	10.80
16218	Credit Suisse AG – Sunny Optical European Warrants Jul 2017 A	40,000,000	2017/01/04	2017/07/07	11.00
16197	Credit Suisse AG – Tencent Holdings European Wts Jul 2017 F	40,000,000	2017/01/04	2017/07/05	31.60
16160	Credit Suisse AG – Tencent Holdings European Wts Sep 2017 D	150,000,000	2017/01/04	2017/09/29	22.50
16257	Credit Suisse AG – Tracker Fund European Warrants Jul 2017 A	55,000,000	2017/01/04	2017/07/03	10.45
16124	Goldman Sachs SP (Asia) – CITIC Bank European Wts Dec 2017 A	40,000,000	2017/01/04	2017/12/28	10.00
16146	Goldman Sachs SP (Asia) – CKH European Wts Oct 2017 A	50,000,000	2017/01/04	2017/10/30	12.50
16127	Goldman Sachs SP (Asia) – A50 China European Wts Aug 2017 A	80,000,000	2017/01/04	2017/08/30	23.68
16145	Goldman Sachs SP (Asia) – Galaxy Ent European Wts Sep 2017 A	60,000,000	2017/01/04	2017/09/28	15.00
16013	Goldman Sachs SP (Asia) – HSI European Warrants Jul 2017 A	200,000,000	2017/01/04	2017/07/28	30.00
16011	Goldman Sachs SP (Asia) – HSI European Warrants Sep 2017 A	200,000,000	2017/01/04	2017/09/28	30.00
16023	Goldman Sachs SP (Asia) – HSI European Put Wts Apr 2017 D	200,000,000	2017/01/04	2017/04/27	30.20
16019	Goldman Sachs SP (Asia) – HSI European Put Wts Jun 2017 F	200,000,000	2017/01/04	2017/06/29	37.80
16155	Goldman Sachs SP (Asia) – Haitong Sec Euro Wts Oct 2017 A	80,000,000	2017/01/04	2017/10/27	12.00
16131	Goldman Sachs SP (Asia) – PetroChina European Wts Jun 2017 A	80,000,000	2017/01/04	2017/06/14	13.84
16048	HK Bank – China Mobile European Warrants Jul 2017 A	40,000,000	2017/01/04	2017/07/03	20.00
16041	HK Bank – HSI European Warrants Jun 2017 G	150,000,000	2017/01/04	2017/06/29	24.00
16047	HK Bank – HSI European Put Warrants Sep 2017 A	150,000,000	2017/01/04	2017/09/28	25.50
16040	HK Bank – ICBC European Warrants Jul 2017 D	80,000,000	2017/01/04	2017/07/31	20.00
16050	HK Bank – PICC European Warrants Jul 2018 A	80,000,000	2017/01/04	2018/07/30	12.00
16049	HK Bank – Ping An European Warrants Jul 2017 B	50,000,000	2017/01/04	2017/07/03	12.50
16065	J P Morgan SP BV – China Mob European Wts Jul 2017 A	100,000,000	2017/01/04	2017/07/31	41.10

MAIN BOARD WARRANTS

Code	Derivative warrants	No. of issue			Amount raised (HK\$mil.)
		(units)	Listing date	Expiry	
16062	J P Morgan SP BV – HKEX European Warrants Aug 2017 B	200,000,000	2017/01/04	2017/08/01	30.00
16102	J P Morgan SP BV – HSI European Put Warrants Jul 2017 C	400,000,000	2017/01/04	2017/07/28	100.40
16066	J P Morgan SP BV – Ping An European Warrants Jul 2017 B	200,000,000	2017/01/04	2017/07/31	30.20
16004	Macquarie Bank Ltd. – Kingdee Int'l European Wts Nov 2017 A	17,000,000	2017/01/04	2017/11/16	10.03
16002	Macquarie Bank Ltd. – Tencent European Warrants Jul 2017 F	10,000,000	2017/01/04	2017/07/04	30.39
16110	UBS AG – HSI European Put Warrants Jul 2017 B	300,000,000	2017/01/04	2017/07/28	75.00
16117	UBS AG – SMIC European Warrants Nov 2017 A	60,000,000	2017/01/04	2017/11/13	15.00
11116 #	Credit Suisse AG – Tencent Holdings European Wts Jul 2017 A	150,000,000	2017/01/04	2017/07/31	22.05
11729 #	Credit Suisse AG – HKEX European Warrants Apr 2017 A	165,000,000	2017/01/04	2017/04/05	10.07
16378	BOCI Asia Ltd. – AIA European Warrants Jul 2017 B	100,000,000	2017/01/05	2017/07/31	25.00
16456	BOCI Asia Ltd. – CKP European Warrants Aug 2017 A	100,000,000	2017/01/05	2017/08/21	29.70
16488	BOCI Asia Ltd. – China Life European Warrants Aug 2017 C	200,000,000	2017/01/05	2017/08/28	32.60
16502	BOCI Asia Ltd. – Minsheng Bank European Warrants Aug 2017 A	100,000,000	2017/01/05	2017/08/28	58.50
16355	BOCI Asia Ltd. – HSI European Warrants Jun 2017 A	100,000,000	2017/01/05	2017/06/29	15.00
16362	BOCI Asia Ltd. – HSI European Warrants Aug 2017 A	100,000,000	2017/01/05	2017/08/30	15.00
16372	BOCI Asia Ltd. – HSI European Put Warrants Sep 2017 A	100,000,000	2017/01/05	2017/09/28	17.10
16437	BOCI Asia Ltd. – Lenovo European Warrants Aug 2017 A	100,000,000	2017/01/05	2017/08/28	27.10
16410	BOCI Asia Ltd. – Ping An European Warrants Aug 2017 A	200,000,000	2017/01/05	2017/08/07	50.00
16379	BOCI Asia Ltd. – Sands China European Warrants Jul 2017 B	100,000,000	2017/01/05	2017/07/17	25.00
16499	BOCI Asia Ltd. – Tencent Holdings European Wts Dec 2017 B	200,000,000	2017/01/05	2017/12/27	50.00
16820	Goldman Sachs SP (Asia) – BOCL European Warrants Sep 2017 A	80,000,000	2017/01/05	2017/09/25	12.00
16587	Goldman Sachs SP (Asia) – Ch Comm Cons Euro Wts Aug 2017 B	40,000,000	2017/01/05	2017/08/30	17.44
16555	Goldman Sachs SP (Asia) – CITIC European Warrants Oct 2017 B	30,000,000	2017/01/05	2017/10/30	10.59
16779	Goldman Sachs SP (Asia) – CKP European Warrants Nov 2017 A	40,000,000	2017/01/05	2017/11/29	10.00
16840	Goldman Sachs SP (Asia) – Minsheng Bank Euro Wts Jul 2017 A	40,000,000	2017/01/05	2017/07/31	10.00
16853	Goldman Sachs SP (Asia) – China Unicom Euro Wts Sep 2017 A	40,000,000	2017/01/05	2017/09/28	21.40
16518	Goldman Sachs SP (Asia) – HSBC European Warrants Jul 2017 A	80,000,000	2017/01/05	2017/07/28	20.00
16845	Goldman Sachs SP (Asia) – Lenovo European Wts Dec 2017 A	60,000,000	2017/01/05	2017/12/28	15.00
16533	Goldman Sachs SP (Asia) – Ping An European Wts Jul 2017 A	100,000,000	2017/01/05	2017/07/26	15.00
16589	Goldman Sachs SP (Asia) – Stanchart European Wts Dec 2017 A	40,000,000	2017/01/05	2017/12/28	14.44
16766	HK Bank – CKH European Warrants Jul 2017 A	40,000,000	2017/01/05	2017/07/04	10.00
16767	HK Bank – Minsheng Bank European Warrants Jul 2017 A	30,000,000	2017/01/05	2017/07/31	13.50
16677	HK Bank – Galaxy Ent European Warrants Jul 2017 A	50,000,000	2017/01/05	2017/07/04	12.50
16708	HK Bank – Sands China European Warrants Jul 2017 B	50,000,000	2017/01/05	2017/07/04	12.50
16946	J P Morgan SP BV – CC Bank European Wts Aug 2017 B	100,000,000	2017/01/05	2017/08/01	15.60
17048	J P Morgan SP BV – CC Bank European Put Wts Apr 2017 B	100,000,000	2017/01/05	2017/04/05	15.60
16879	J P Morgan SP BV – Ch Molybdenum European Warrants Jul 2017 A	60,000,000	2017/01/05	2017/07/31	15.48
16905	J P Morgan SP BV – Haitong Sec European Warrants Nov 2017 A	100,000,000	2017/01/05	2017/11/02	15.10
16658	UBS AG – CC Bank European Warrants Jun 2017 A	70,000,000	2017/01/05	2017/06/05	15.12
18330	BOCI Asia Ltd. – CC Bank European Warrants Jul 2017 B	100,000,000	2017/01/06	2017/07/31	15.40
18234	BOCI Asia Ltd. – CITIC Sec European Warrants Nov 2017 A	100,000,000	2017/01/06	2017/11/27	25.00
18254	BOCI Asia Ltd. – Haitong Sec European Warrants Oct 2017 A	100,000,000	2017/01/06	2017/10/27	15.00
18160	BOCI Asia Ltd. – Kingsoft European Warrants Sep 2017 A	100,000,000	2017/01/06	2017/09/25	25.00
18052	BOCI Asia Ltd. – China Vanke European Warrants Jul 2017 A	100,000,000	2017/01/06	2017/07/24	15.00

MAIN BOARD WARRANTS

Code	Derivative warrants	No. of issue			Amount raised (HK\$mil.)
		(units)	Listing date	Expiry	
18874	Credit Suisse AG – BOC HK European Warrants Jul 2017 A	70,000,000	2017/01/06	2017/07/31	10.50
18767	Credit Suisse AG – BYD European Warrants May 2017 A	30,000,000	2017/01/06	2017/05/26	10.20
18783	Credit Suisse AG – China Re European Warrants Jul 2017 A	40,000,000	2017/01/06	2017/07/31	10.00
18471	Credit Suisse AG – CKH Holdings European Warrants Jul 2017 A	40,000,000	2017/01/06	2017/07/06	15.20
18474	Credit Suisse AG – CKH European Put Warrants Jul 2017 B	40,000,000	2017/01/06	2017/07/06	10.00
18759	Credit Suisse AG – China Railway European Warrants Jul 2017A	25,000,000	2017/01/06	2017/07/06	12.38
18747	Credit Suisse AG – Geely Auto European Warrants Aug 2018 A	100,000,000	2017/01/06	2018/08/20	15.00
18684	Credit Suisse AG – HSBC European Wts Jul 2017 B	100,000,000	2017/01/06	2017/07/10	18.10
18421	Credit Suisse AG – HSI European Warrants Jun 2017 A	120,000,000	2017/01/06	2017/06/29	18.00
18437	Credit Suisse AG – HSI European Warrants Jul 2017 A	120,000,000	2017/01/06	2017/07/28	18.00
18438	Credit Suisse AG – HSI European Warrants Aug 2017 A	120,000,000	2017/01/06	2017/08/30	18.00
18444	Credit Suisse AG – HSI European Put Warrants Apr 2017 A	120,000,000	2017/01/06	2017/04/27	19.80
18449	Credit Suisse AG – HSI European Put Warrants May 2017 A	120,000,000	2017/01/06	2017/05/29	18.60
18456	Credit Suisse AG – HSI European Put Warrants Aug 2017 B	120,000,000	2017/01/06	2017/08/30	21.60
18864	Credit Suisse AG – PICC Group European Warrants Jun 2017 B	50,000,000	2017/01/06	2017/06/02	10.00
18785	Credit Suisse AG – Tencent Holdings Euro Put Wts Aug 2017 A	100,000,000	2017/01/06	2017/08/01	18.00
17065	Goldman Sachs SP (Asia) – Tencent European Wt Aug 2017 B	300,000,000	2017/01/06	2017/08/29	45.00
17214	Goldman Sachs SP (Asia) – Tencent European Wt Nov 2017 A	300,000,000	2017/01/06	2017/11/28	45.00
18400	HK Bank – China Overseas European Warrants Nov 2017 A	80,000,000	2017/01/06	2017/11/23	14.40
18404	HK Bank – Tencent European Put Warrants Dec 2017 B	100,000,000	2017/01/06	2017/12/22	18.00
17926	Haitong Int'l Sec – Anhui Conch European Warrants Oct 2017 A	40,000,000	2017/01/06	2017/10/27	10.00
17509	Haitong Int'l Sec – Ch Overseas European Warrants Aug 2017 A	50,000,000	2017/01/06	2017/08/30	10.00
17569	Haitong Int'l Sec – CSDC European Warrants Dec 2017 A	40,000,000	2017/01/06	2017/12/11	10.40
17713	Haitong Int'l Sec – Evergrande European Warrants Jul 2017 A	25,000,000	2017/01/06	2017/07/28	12.00
17847	Haitong Int'l Sec – Geely Auto European Warrants Jun 2018 A	70,000,000	2017/01/06	2018/06/01	11.20
17527	Haitong Int'l Sec – GWMC European Warrants Jul 2018 A	50,000,000	2017/01/06	2018/07/23	10.00
17902	Haitong Int'l Sec – HN Renewables European Wts Aug 2017 A	32,000,000	2017/01/06	2017/08/28	10.40
17659	Haitong Int'l Sec – Zhaojin Mining European Wts Dec 2018 A	50,000,000	2017/01/06	2018/12/28	12.50
18875	J P Morgan SP BV – CKI Holdings European Warrants Aug 2017 A	50,000,000	2017/01/06	2017/08/02	12.70
17405	Macquarie Bank Ltd. – CC Bank European Warrants Jun 2017 B	25,000,000	2017/01/06	2017/06/02	10.18
17248	Macquarie Bank Ltd. – Tencent European Warrants Aug 2017 A	40,000,000	2017/01/06	2017/08/02	10.00
19442	BNP Paribas Arbit Issu B.V. – Tencent Hldgs Eu Wt Jul 2017 E	40,000,000	2017/01/09	2017/07/04	10.00
19467	BNP Paribas Arbit Issu B.V. – Tencent Hldgs Eu Wt Jan 2019 A	40,000,000	2017/01/09	2019/01/02	10.00
19250	Bank of East Asia – HSBC European Warrants Oct 2017 A	40,000,000	2017/01/09	2017/10/09	10.00
19229	Bank of East Asia – ZTE European Warrants Dec 2017 A	40,000,000	2017/01/09	2017/12/29	10.00
19198	HK Bank – BOCL European Warrants Aug 2017 B	60,000,000	2017/01/09	2017/08/31	15.00
19218	HK Bank – Evergrande European Warrants Sep 2017 A	40,000,000	2017/01/09	2017/09/29	12.00
19040	HK Bank – Tencent European Warrants Oct 2017 B	150,000,000	2017/01/09	2017/10/27	22.50
19928	J P Morgan SP BV – CKP European Warrants Aug 2017 A	60,000,000	2017/01/09	2017/08/02	15.00
19552	J P Morgan SP BV – China Mob European Put Wts Aug 2017 A	100,000,000	2017/01/09	2017/08/02	25.10
20028	J P Morgan SP BV – GF Sec European Warrants Jun 2017 A	70,000,000	2017/01/09	2017/06/28	10.92
19670	J P Morgan SP BV – Li & Fung European Warrants Dec 2017 A	60,000,000	2017/01/09	2017/12/29	15.90
19609	J P Morgan SP BV – Shimao Property European Wts Jun 2018 A	70,000,000	2017/01/09	2018/06/29	10.64
19440	Macquarie Bank Ltd. – Brilliance Chi Euro Wts Feb 2018 A	40,000,000	2017/01/09	2018/02/02	10.00

MAIN BOARD WARRANTS

Code	Derivative warrants	No. of issue			Amount raised (HK\$mil.)
		(units)	Listing date	Expiry	
19291	Macquarie Bank Ltd. – Sinopec Corp European Wts Aug 2017 B	27,000,000	2017/01/09	2017/08/02	10.21
19038	Macquarie Bank Ltd. – Tencent European Warrants Aug 2017 C	16,000,000	2017/01/09	2017/08/02	10.00
19037	Macquarie Bank Ltd. – Tencent European Put Wts Aug 2017 B	9,000,000	2017/01/09	2017/08/02	10.05
19538	UBS AG – CC Bank European Put Warrants May 2017 C	70,000,000	2017/01/09	2017/05/29	10.50
20114	BOCI Asia Ltd. – CITIC European Warrants Oct 2017 A	100,000,000	2017/01/10	2017/10/26	15.40
20121	BOCI Asia Ltd. – Chi Res Land European Warrants Oct 2017 A	100,000,000	2017/01/10	2017/10/30	25.00
20120	BOCI Asia Ltd. – China Tel European Warrants Oct 2017 A	100,000,000	2017/01/10	2017/10/30	27.00
20234	BOCI Asia Ltd. – Link REIT European Warrants Oct 2017 A	100,000,000	2017/01/10	2017/10/23	29.20
20267	BOCI Asia Ltd. – PICC European Warrants Jul 2018 A	100,000,000	2017/01/10	2018/07/30	15.50
20425	BNP Paribas Arbit Issu B.V. – China Life Euro Wts Nov 2017 A	60,000,000	2017/01/10	2017/11/02	12.00
20406	BNP Paribas Arbit Issu B.V. – HSBC European Wts Jul 2018 A	50,000,000	2017/01/10	2018/07/04	14.00
20396	BNP Paribas Arbit Issu B.V. – HSI Euro Put Wts Aug 2017 D	80,000,000	2017/01/10	2017/08/30	21.60
20407	BNP Paribas Arbit Issu B.V. – Ping An European Wt Jan 2018 A	40,000,000	2017/01/10	2018/01/03	10.80
20104	Macquarie Bank Ltd. – AIA European Warrants Aug 2017 A	34,000,000	2017/01/10	2017/08/02	10.20
20485	Macquarie Bank Ltd. – Minsheng Bank European Wts Aug 2017 A	25,000,000	2017/01/10	2017/08/02	10.00
20113	Macquarie Bank Ltd. – China Mobile European Wts Aug 2017 A	29,000,000	2017/01/10	2017/08/02	10.12
20300	Macquarie Bank Ltd. – HSBC European Warrants Aug 2017 A	29,000,000	2017/01/10	2017/08/02	10.06
20351	Macquarie Bank Ltd. – HSBC European Warrants Aug 2017 B	9,200,000	2017/01/10	2017/08/02	10.03
20532	UBS AG – China Cinda European Warrants Aug 2017 A	50,000,000	2017/01/10	2017/08/29	10.15
20494	UBS AG – CITIC Sec European Warrants Aug 2017 A	70,000,000	2017/01/10	2017/08/28	10.50
20551	UBS AG – Link REIT European Warrants Jul 2017 A	70,000,000	2017/01/10	2017/07/24	11.83
20967	Haitong Int'l Sec – BOCL European Warrants Sep 2017 A	40,000,000	2017/01/11	2017/09/27	10.00
20713	Haitong Int'l Sec – CKH European Warrants Jul 2017 A	40,000,000	2017/01/11	2017/07/11	10.00
20805	Haitong Int'l Sec – Sinopec Corp European Wts Sep 2017 A	30,000,000	2017/01/11	2017/09/29	10.20
20900	Haitong Int'l Sec – CSOP A50 ETF European Warrants Oct 2018A	90,000,000	2017/01/11	2018/10/03	13.50
20961	Haitong Int'l Sec – A50 China European Warrants Jul 2017 A	25,000,000	2017/01/11	2017/07/11	12.00
20747	Haitong Int'l Sec – HSBC European Warrants Oct 2017 A	40,000,000	2017/01/11	2017/10/03	10.00
20858	Haitong Int'l Sec – ICBC European Warrants Jul 2017 B	65,000,000	2017/01/11	2017/07/27	10.40
20816	Haitong Int'l Sec – PetroChina European Warrants Aug 2017 A	30,000,000	2017/01/11	2017/08/30	10.80
20872	Haitong Int'l Sec – Ping An European Warrants Nov 2017 A	40,000,000	2017/01/11	2017/11/29	10.00
20813	Haitong Int'l Sec – Tencent European Warrants Jun 2017 B	70,000,000	2017/01/11	2017/06/28	10.50
20552	Macquarie Bank Ltd. – BYD European Warrants Aug 2017 A	25,000,000	2017/01/11	2017/08/02	10.00
21092	UBS AG – BOC HK European Warrants Dec 2017 A	50,000,000	2017/01/11	2017/12/20	10.30
21023	UBS AG – China National Building European Wts Jun 2017 A	40,000,000	2017/01/11	2017/06/26	10.00
21129	UBS AG – Lenovo European Warrants Jul 2017 A	50,000,000	2017/01/11	2017/07/24	15.80
21048	UBS AG – PICC European Warrants Jul 2018 A	60,000,000	2017/01/11	2018/07/27	10.62
11046 #	Goldman Sachs SP (Asia) – HKEX European Warrants Apr 2017 A	150,000,000	2017/01/11	2017/04/24	12.75
21347	BOCI Asia Ltd. – China Shenhua European Warrants Oct 2017 A	100,000,000	2017/01/12	2017/10/26	16.10
21316	BOCI Asia Ltd. – JIANG European Warrants Nov 2017 A	100,000,000	2017/01/12	2017/11/28	15.00
21326	BOCI Asia Ltd. – KECL European Warrants Sep 2017 A	100,000,000	2017/01/12	2017/09/29	32.00
21511	Goldman Sachs SP (Asia) – HKEX European Warrants Nov 2017 A	200,000,000	2017/01/12	2017/11/28	30.00
21384	HK Bank – A50 China European Warrants Jun 2017 B	30,000,000	2017/01/12	2017/06/28	18.00
21416	HK Bank – A50 China European Warrants Jul 2017 A	30,000,000	2017/01/12	2017/07/31	12.00
21431	HK Bank – HSI European Warrants Jun 2017 H	150,000,000	2017/01/12	2017/06/29	22.50

MAIN BOARD WARRANTS

Code	Derivative warrants	No. of issue			Amount raised (HK\$mil.)
		(units)	Listing date	Expiry	
21450	HK Bank – HSI European Put Warrants Jun 2017 I	150,000,000	2017/01/12	2017/06/29	22.50
21452	HK Bank – HSI European Put Warrants Jul 2017 B	150,000,000	2017/01/12	2017/07/28	22.50
21304	Haitong Int'l Sec – China State Con European Warrants Dec17B	68,000,000	2017/01/12	2017/12/22	10.47
21305	Haitong Int'l Sec – GCL-Poly European Warrants Sep 2017 A	68,000,000	2017/01/12	2017/09/26	10.20
21212	Haitong Int'l Sec – Lenovo European Warrants Dec 2017 A	40,000,000	2017/01/12	2017/12/28	10.04
21284	Haitong Int'l Sec – Mengniu Dairy European Wts Feb 2018 A	40,000,000	2017/01/12	2018/02/08	10.16
21286	Haitong Int'l Sec – Sh Electric European Warrants Mar 2018 A	18,000,000	2017/01/12	2018/03/28	11.25
21604	J P Morgan SP BV – HSI European Put Warrants Jun 2017 F	400,000,000	2017/01/12	2017/06/29	60.80
21593	J P Morgan SP BV – Lenovo European Warrants May 2017 A	80,000,000	2017/01/12	2017/05/02	12.08
21490	Macquarie Bank Ltd. – China Coal European Wts Dec 2017 A	21,000,000	2017/01/12	2017/12/04	10.04
21483	Macquarie Bank Ltd. – Sinopec Corp European Wts Oct 2017 A	31,000,000	2017/01/12	2017/10/04	10.04
21349	Macquarie Bank Ltd. – HSBC European Warrants Jul 2017 A	70,000,000	2017/01/12	2017/07/05	10.50
21501	Macquarie Bank Ltd. – Sands China European Wts Oct 2017 A	40,000,000	2017/01/12	2017/10/04	10.00
21379	Macquarie Bank Ltd. – Sands China European Put Wts Sep 2017 A	36,000,000	2017/01/12	2017/09/04	10.08
21572	UBS AG – CNOOC European Put Warrants Jul 2017 B	30,000,000	2017/01/12	2017/07/11	12.00
21591	UBS AG – HSI European Put Warrants May 2017 D	300,000,000	2017/01/12	2017/05/29	68.70
21536	UBS AG – Sunny Optical European Warrants Jul 2017 A	30,000,000	2017/01/12	2017/07/11	12.72
21994	BOCI Asia Ltd. – Sinopec Corp European Warrants Jul 2017 B	100,000,000	2017/01/13	2017/07/24	26.00
22007	BOCI Asia Ltd. – PetroChina European Warrants Jun 2017 A	100,000,000	2017/01/13	2017/06/21	30.10
21916	BNP Paribas Arbit Issu B.V. – AIA European Wts Jan 2019 A	40,000,000	2017/01/13	2019/01/03	10.00
21656	BNP Paribas Arbit Issu B.V. – CC Bank Euro Wts Oct 2018 A	40,000,000	2017/01/13	2018/10/03	10.00
21673	BNP Paribas Arbit Issu B.V. – CC Bank Euro Wts Jan 2019 A	40,000,000	2017/01/13	2019/01/03	10.00
21983	BNP Paribas Arbit Issu B.V. – China Life Euro Wts May 2018 A	70,000,000	2017/01/13	2018/05/02	10.50
21648	BNP Paribas Arbit Issu B.V. – China Life Euro Wts Jan 2019 A	60,000,000	2017/01/13	2019/01/03	15.60
21974	BNP Paribas Arbit Issu B.V. – CSOP A50 ETF Eu Wts Apr 2018 A	40,000,000	2017/01/13	2018/04/04	10.00
21969	BNP Paribas Arbit Issu B.V. – A50 China Euro Wts Apr 2018 A	40,000,000	2017/01/13	2018/04/04	10.00
21606	BNP Paribas Arbit Issu B.V. – HSBC European Wts Jan 2019 A	40,000,000	2017/01/13	2019/01/03	10.00
21726	BNP Paribas Arbit Issu B.V. – Lenovo European Wts Jan 2018 A	40,000,000	2017/01/13	2018/01/03	10.00
21780	BNP Paribas Arbit Issu B.V. – Lenovo European Wts Jan 2019 A	40,000,000	2017/01/13	2019/01/03	10.40
21819	HK Bank – China Life European Warrants Sep 2017 A	150,000,000	2017/01/13	2017/09/26	22.50
21816	Macquarie Bank Ltd. – China Life European Wts Aug 2017 A	10,000,000	2017/01/13	2017/08/02	10.00
21964	Macquarie Bank Ltd. – Kingsoft European Warrants Aug 2017 A	40,000,000	2017/01/13	2017/08/02	10.00
22082	UBS AG – Link REIT European Put Warrants Jul 2017 B	40,000,000	2017/01/13	2017/07/12	10.00
22176	Credit Suisse AG – China Life European Warrants Oct 2017 A	80,000,000	2017/01/16	2017/10/04	12.40
22089	Haitong Int'l Sec – KECL European Warrants Aug 2017 A	40,000,000	2017/01/16	2017/08/18	10.00
22083	Haitong Int'l Sec – Link REIT European Put Warrants Jul 17 A	40,000,000	2017/01/16	2017/07/17	10.00
22090	Haitong Int'l Sec – PetroChina European Warrants Jul 2017 A	40,000,000	2017/01/16	2017/07/18	10.00
22160	Macquarie Bank Ltd. – HKEX European Warrants Aug 2017 A	40,000,000	2017/01/16	2017/08/02	10.00
22198	UBS AG – Ping An European Warrants May 2017 C	100,000,000	2017/01/16	2017/05/15	16.50
22249	UBS AG – SMIC European Warrants Jul 2017 A	60,000,000	2017/01/16	2017/07/17	15.00
22238	UBS AG – SMIC European Warrants Dec 2017 A	60,000,000	2017/01/16	2017/12/04	15.06
22285	BOCI Asia Ltd. – Ping An European Warrants Aug 2017 B	200,000,000	2017/01/17	2017/08/02	33.20
22359	BNP Paribas Arbit Issu B.V. – AIA European Wts Mar 2018 A	40,000,000	2017/01/17	2018/03/02	10.00
22420	BNP Paribas Arbit Issu B.V. – CC Bank Euro Wts Apr 2018 A	40,000,000	2017/01/17	2018/04/04	10.80

MAIN BOARD WARRANTS

Code	Derivative warrants	No. of issue			Amount raised (HK\$mil.)
		(units)	Listing date	Expiry	
22421	BNP Paribas Arbit Issu B.V. – ICBC European Wts Apr 2018 A	50,000,000	2017/01/17	2018/04/04	13.50
22761	Credit Suisse AG – KECL European Warrants Jul 2017 A	35,000,000	2017/01/17	2017/07/31	11.20
22777	Credit Suisse AG – Ping An European Warrants May 2017 B	70,000,000	2017/01/17	2017/05/31	10.50
22757	Credit Suisse AG – SMIC European Warrants Oct 2017 A	70,000,000	2017/01/17	2017/10/31	17.50
22863	Goldman Sachs SP (Asia) – HSI European Warrants Jul 2017 B	150,000,000	2017/01/17	2017/07/28	22.50
22854	Goldman Sachs SP (Asia) – HSI European Put Wts May 2017 C	150,000,000	2017/01/17	2017/05/29	22.50
22782	HK Bank – Geely Auto European Warrants Oct 2017 A	150,000,000	2017/01/17	2017/10/04	22.50
22466	HK Bank – Tencent European Warrants Aug 2017 A	150,000,000	2017/01/17	2017/08/30	22.50
22642	Haitong Int'l Sec – China Agri European Warrants Aug 2017 A	20,000,000	2017/01/17	2017/08/28	10.20
22568	Haitong Int'l Sec – China EB Ltd European Warrants Dec 2017A	40,000,000	2017/01/17	2017/12/28	10.00
22624	Haitong Int'l Sec – China Travel HK European Warrants Dec17A	30,000,000	2017/01/17	2017/12/28	11.55
22646	Haitong Int'l Sec – Fosun Intl European Warrants Nov 2017 A	68,000,000	2017/01/17	2017/11/30	10.20
22755	Haitong Int'l Sec – Fosun Intl European Put Warrants Jul 18A	40,000,000	2017/01/17	2018/07/18	10.08
22750	Haitong Int'l Sec – Guangshen Rail European Warrants Dec 18A	80,000,000	2017/01/17	2018/12/31	20.00
22731	Haitong Int'l Sec – Kingdee Int'l European Warrants Dec 17 A	20,000,000	2017/01/17	2017/12/28	10.80
22534	Haitong Int'l Sec – Poly Property European Warrants Dec 17 A	25,000,000	2017/01/17	2017/12/18	10.88
22719	Haitong Int'l Sec – Stanchart European Warrants Jun 2017 A	50,000,000	2017/01/17	2017/06/28	11.00
22622	Haitong Int'l Sec – WH Group European Warrants Jan 2019 A	50,000,000	2017/01/17	2019/01/08	12.50
22519	Macquarie Bank Ltd. – HSBC European Warrants Jan 2019 A	38,000,000	2017/01/17	2019/01/04	10.18
22473	Macquarie Bank Ltd. – Ping An European Warrants May 2017 C	60,000,000	2017/01/17	2017/05/04	10.68
22509	Macquarie Bank Ltd. – Tencent European Warrants Aug 2017 D	10,000,000	2017/01/17	2017/08/02	13.63
22357	SG Issuer – Lenovo European Warrants Oct 2017 A	30,000,000	2017/01/17	2017/10/06	10.05
23146	Credit Suisse AG – AIA European Warrants Dec 2017 A	70,000,000	2017/01/18	2017/12/29	10.50
23164	Credit Suisse AG – China Life European Put Wts Jul 2017 A	70,000,000	2017/01/18	2017/07/03	10.50
23125	Credit Suisse AG – China Mobile European Warrants Jul 2017 B	65,000,000	2017/01/18	2017/07/04	10.40
23154	Credit Suisse AG – HSI European Warrants Jul 2017 B	120,000,000	2017/01/18	2017/07/28	18.00
23121	Credit Suisse AG – Tencent Holdings European Wts Aug 2017 B	150,000,000	2017/01/18	2017/08/31	23.25
23010	HK Bank – AIA European Warrants Jun 2017 C	80,000,000	2017/01/18	2017/06/28	12.80
23012	HK Bank – Sands China European Warrants Jul 2017 C	50,000,000	2017/01/18	2017/07/31	12.50
22964	Haitong Int'l Sec – China Power European Warrants Dec 2017 A	30,000,000	2017/01/18	2017/12/18	10.89
22926	Haitong Int'l Sec – Ch South City European Warrants Jan 18 A	30,000,000	2017/01/18	2018/01/29	10.68
22923	Haitong Int'l Sec – SMIC European Warrants Nov 2017 A	50,000,000	2017/01/18	2017/11/08	12.65
22954	Haitong Int'l Sec – Goldwind European Warrants Sep 2017 A	40,000,000	2017/01/18	2017/09/28	10.12
22991	Haitong Int'l Sec – Zijin Mining European Warrants Aug 2017A	40,000,000	2017/01/18	2017/08/08	10.00
22877	J P Morgan SP BV – HSI European Put Warrants Jul 2017 D	400,000,000	2017/01/18	2017/07/28	60.40
22876	J P Morgan SP BV – Tencent European Put Warrants Jul 2017 B	200,000,000	2017/01/18	2017/07/31	30.00
23031	Macquarie Bank Ltd. – Xinyi Solar European Warrants May 18 A	18,000,000	2017/01/18	2018/05/16	10.10
23090	SG Issuer – Ping An European Put Warrants Aug 2017 C	100,000,000	2017/01/18	2017/08/03	25.00
23114	SG Issuer – Tencent European Put Warrants Jun 2017 C	20,000,000	2017/01/18	2017/06/05	12.00
23036	UBS AG – China Life European Put Warrants Aug 2017 B	70,000,000	2017/01/18	2017/08/29	10.85
23072	UBS AG – China Mengniu European Warrants Dec 2017 A	40,000,000	2017/01/18	2017/12/18	10.00
23042	UBS AG – Wynn Macau European Warrants Jan 2018 A	70,000,000	2017/01/18	2018/01/29	17.57
12749 #	Credit Suisse AG – Tencent Holdings European Wts Jun 2017 B	150,000,000	2017/01/18	2017/06/02	10.50
23229	BOCI Asia Ltd. – China Unicom European Warrants Dec 2017 B	100,000,000	2017/01/19	2017/12/05	15.00

MAIN BOARD WARRANTS

Code	Derivative warrants	No. of issue			Amount raised (HK\$mil.)
		(units)	Listing date	Expiry	
23168	BOCI Asia Ltd. – Lenovo European Warrants Sep 2017 A	100,000,000	2017/01/19	2017/09/29	25.40
23186	BOCI Asia Ltd. – Sunny Optical European Warrants Jul 2017 A	100,000,000	2017/01/19	2017/07/20	41.50
23327	J P Morgan SP BV – Galaxy Ent European Warrants Aug 2017 C	100,000,000	2017/01/19	2017/08/01	25.10
23310	J P Morgan SP BV – Sands China European Warrants Sep 2017 A	100,000,000	2017/01/19	2017/09/01	25.10
23234	Macquarie Bank Ltd. – CNOOC European Put Warrants Oct 2017 B	25,000,000	2017/01/19	2017/10/04	10.80
23230	Macquarie Bank Ltd. – HKEX European Warrants Aug 2017 B	11,000,000	2017/01/19	2017/08/02	10.01
23453	Credit Suisse AG – Ch Molybdenum European Warrants Jul 2017A	35,000,000	2017/01/20	2017/07/31	10.68
10448	J P Morgan SP BV – N225 Index Euro Wts Sep 2017 A	100,000,000	2017/01/20	2017/09/08	15.20
10450	J P Morgan SP BV – N225 Index Euro Wts Dec 2017 A	100,000,000	2017/01/20	2017/12/08	25.60
10449	J P Morgan SP BV – N225 Idx Euro Put Wts Sep 2017 B	100,000,000	2017/01/20	2017/09/08	15.70
10451	J P Morgan SP BV – N225 Idx Euro Put Wts Dec 2017 B	100,000,000	2017/01/20	2017/12/08	25.40
23461	J P Morgan SP BV – Techtronic European Warrants Oct 2017 A	60,000,000	2017/01/20	2017/10/03	15.06
23469	J P Morgan SP BV – China Vanke European Warrants Aug 2017 A	100,000,000	2017/01/20	2017/08/01	15.20
23401	SG Issuer – BOCL European Put Warrants Aug 2017 B	60,000,000	2017/01/20	2017/08/03	15.60
23409	SG Issuer – Ch Mob European Warrants Jul 2017 E	60,000,000	2017/01/20	2017/07/05	10.20
23450	SG Issuer – Petch European Warrants Aug 2017 B	60,000,000	2017/01/20	2017/08/03	15.00
23397	UBS AG – CHALCO European Warrants Jul 2017 A	40,000,000	2017/01/20	2017/07/31	10.12
23452	UBS AG – Ch LongYuan European Warrants Jun 2018 A	40,000,000	2017/01/20	2018/06/29	10.00
23334	UBS AG – Lenovo European Warrants Jul 2017 B	50,000,000	2017/01/20	2017/07/31	12.65
23335	UBS AG – Sunny Optical European Warrants Apr 2017 A	70,000,000	2017/01/20	2017/04/24	10.57
23711	Credit Suisse AG – CHALCO European Wts Jul 2017 A	35,000,000	2017/01/23	2017/07/24	10.15
23710	Credit Suisse AG – Lenovo European Warrants Aug 2017 A	40,000,000	2017/01/23	2017/08/07	10.00
23527	Haitong Int'l Sec – BEA European Put Warrants Dec 2017 A	36,000,000	2017/01/23	2017/12/29	10.26
23649	Haitong Int'l Sec – Car Inc European Warrants Dec 2017 A	68,000,000	2017/01/23	2017/12/29	10.20
23617	Haitong Int'l Sec – Dongfeng European Warrants Dec 2017 A	68,000,000	2017/01/23	2017/12/22	10.20
23682	Haitong Int'l Sec – ENN Energy European Warrants Dec 2017 A	25,000,000	2017/01/23	2017/12/22	11.28
23605	Haitong Int'l Sec – Sihuan Pharm European Warrants May 2018A	15,000,000	2017/01/23	2018/05/31	15.00
23679	Haitong Int'l Sec – SUNAC European Warrants Nov 2018 A	68,000,000	2017/01/23	2018/11/12	10.74
23559	Haitong Int'l Sec – Shenzhen Int'l European Warrants Dec 18A	50,000,000	2017/01/23	2018/12/18	12.90
23828	J P Morgan SP BV – Ali Pictures European Warrants Nov 2017 A	50,000,000	2017/01/23	2017/11/03	13.90
23790	J P Morgan SP BV – ICBC European Put Wts Aug 2017 A	100,000,000	2017/01/23	2017/08/02	27.30
23700	Macquarie Bank Ltd. – Lenovo European Warrants Sep 2017 A	40,000,000	2017/01/23	2017/09/04	10.00
23476	SG Issuer – AIA European Warrants Dec 2017 A	80,000,000	2017/01/23	2017/12/05	20.00
23478	SG Issuer – HSI European Warrants Dec 2017 C	150,000,000	2017/01/23	2017/12/28	37.50
23705	SG Issuer – HSI European Put Warrants Sep 2017 C	150,000,000	2017/01/23	2017/09/28	37.50
23486	SG Issuer – Tracker Fund European Warrants Apr 2018 A	100,000,000	2017/01/23	2018/04/06	25.00
23713	UBS AG – China EB Int'l European Warrants Dec 2017 A	70,000,000	2017/01/23	2017/12/11	10.50
23755	UBS AG – HSI European Warrants Jun 2017 C	300,000,000	2017/01/23	2017/06/29	45.00
23746	UBS AG – Lenovo European Put Warrants Aug 2017 A	30,000,000	2017/01/23	2017/08/07	11.25
23875	Goldman Sachs SP (Asia) – HSI European Put Wts Jul 2017 C	200,000,000	2017/01/24	2017/07/28	30.00
23856	Goldman Sachs SP (Asia) – Ping An European Wts May 2017 B	120,000,000	2017/01/24	2017/05/25	18.00
23897	Macquarie Bank Ltd. – CNOOC European Put Warrants Aug 2017 A	20,000,000	2017/01/24	2017/08/02	12.38
23926	Macquarie Bank Ltd. – Guotai Junani European Warrants Feb18A	16,000,000	2017/01/24	2018/02/02	10.05
23996	Macquarie Bank Ltd. – Tencent European Warrants Aug 2017 E	10,000,000	2017/01/24	2017/08/02	28.50

MAIN BOARD WARRANTS

Code	Derivative warrants	No. of issue			Amount raised (HK\$mil.)
		(units)	Listing date	Expiry	
23998	SG Issuer – Evergrande Eu Wt Aug 2017 A	27,000,000	2017/01/24	2017/08/03	10.13
23999	SG Issuer – SMIC European Warrants Nov 2017 A	70,000,000	2017/01/24	2017/11/03	14.35
24006	SG Issuer – Stanchart European Warrants Jul 2017 A	21,000,000	2017/01/24	2017/07/05	10.08
23933	UBS AG – ICBC European Put Warrants Aug 2017 A	70,000,000	2017/01/24	2017/08/02	20.37
23837	UBS AG – Ping An European Warrants Apr 2017 E	100,000,000	2017/01/24	2017/04/27	24.30
23943	UBS AG – Tencent Holdings European Warrants May 2017 B	300,000,000	2017/01/24	2017/05/31	45.00
24423	Credit Suisse AG – HSBC European Wts May 2017 B	100,000,000	2017/01/25	2017/05/22	15.00
24411	Credit Suisse AG – Techtronic European Warrants Aug 2017 A	50,000,000	2017/01/25	2017/08/31	12.50
24011	HK Bank – HSI European Put Warrants Jul 2017 C	150,000,000	2017/01/25	2017/07/28	22.50
24148	Haitong Int'l Sec – Ali Pictures European Warrants Oct 2017A	40,000,000	2017/01/25	2017/10/30	10.40
24162	Haitong Int'l Sec – Brilliance Chi European Warrants Jan 18A	50,000,000	2017/01/25	2018/01/18	12.85
24012	Haitong Int'l Sec – China Gas Hold European Warrants Dec 17A	50,000,000	2017/01/25	2017/12/18	12.50
24319	Haitong Int'l Sec – CICC European Warrants Aug 2017 A	60,000,000	2017/01/25	2017/08/25	10.20
24024	Haitong Int'l Sec – CMS European Warrants Mar 2018 A	36,000,000	2017/01/25	2018/03/08	11.92
24198	Haitong Int'l Sec – COSCO Ship European Warrants Nov 2017 A	18,000,000	2017/01/25	2017/11/30	10.62
24302	Haitong Int'l Sec – Guotai Junani European Warrants Jan 18 A	25,000,000	2017/01/25	2018/01/18	12.00
24371	Haitong Int'l Sec – Haitong Sec European Warrants Oct 2017 A	68,000,000	2017/01/25	2017/10/30	10.68
24021	Haitong Int'l Sec – Techtronic European Warrants Aug 2017 A	40,000,000	2017/01/25	2017/08/18	10.00
24581	J P Morgan SP BV – CKH European Put Warrants Jun 2017 B	60,000,000	2017/01/25	2017/06/02	12.48
24604	J P Morgan SP BV – Geely Auto European Warrants Sep 2017 A	80,000,000	2017/01/25	2017/09/29	13.36
24528	J P Morgan SP BV – HSBC European Put Warrants Jun 2017 B	100,000,000	2017/01/25	2017/06/01	15.10
24592	J P Morgan SP BV – HSI European Put Warrants Jun 2017 G	300,000,000	2017/01/25	2017/06/29	45.00
24387	Macquarie Bank Ltd. – China Agri European Wts Apr 2018 A	13,000,000	2017/01/25	2018/04/04	10.02
24383	Macquarie Bank Ltd. – Ch Molybdenum European Wts Feb 2018 A	30,000,000	2017/01/25	2018/02/15	10.11
24386	Macquarie Bank Ltd. – Link REIT European Warrants Jan 2018 A	31,000,000	2017/01/25	2018/01/03	11.78
24850	Credit Suisse AG – Dongfeng Motor European Warrants Jul 17 A	25,000,000	2017/01/26	2017/07/31	13.25
24762	Goldman Sachs SP (Asia) – China Life Euro Wts May 2017 A	120,000,000	2017/01/26	2017/05/26	18.00
24726	HK Bank – Geely Auto European Warrants Jun 2018 A	150,000,000	2017/01/26	2018/06/29	37.50
24706	HK Bank – Lenovo European Warrants Sep 2017 A	50,000,000	2017/01/26	2017/09/29	14.00
24715	HK Bank – SHK Ppt European Warrants Jul 2017 A	40,000,000	2017/01/26	2017/07/31	12.00
24839	J P Morgan SP BV – BEA European Warrants Dec 2017 A	40,000,000	2017/01/26	2017/12/29	10.00
24844	J P Morgan SP BV – HS Bank European Warrants Aug 2017 A	30,000,000	2017/01/26	2017/08/01	14.43
24837	J P Morgan SP BV – Kingdee Intl European Warrants Sep 2017 A	40,000,000	2017/01/26	2017/09/29	12.32
24813	Macquarie Bank Ltd. – CRPH European Warrants Apr 2018 A	40,000,000	2017/01/26	2018/04/16	10.00
24767	Macquarie Bank Ltd. – SHK Ppt European Put Wts Dec 2017 A	15,000,000	2017/01/26	2017/12/04	10.43
24695	Macquarie Bank Ltd. – Tencent European Warrants Sep 2017 A	25,000,000	2017/01/26	2017/09/04	10.03
24789	Macquarie Bank Ltd. – Towngas China European Wts Nov 2017 A	30,000,000	2017/01/26	2017/11/15	10.20
24679	SG Issuer – Geely Auto European Warrants Dec 2018 B	100,000,000	2017/01/26	2018/12/31	20.00
24690	SG Issuer – PICC P&C European Warrants Aug 2017 B	12,000,000	2017/01/26	2017/08/03	10.08
24667	UBS AG – China Life European Warrants Aug 2017 C	100,000,000	2017/01/26	2017/08/29	15.00
24741	UBS AG – Geely Auto European Warrants Jul 2017 B	40,000,000	2017/01/26	2017/07/31	27.20
24730	UBS AG – Geely Auto European Put Warrants Jul 2017 A	20,000,000	2017/01/26	2017/07/25	13.60
24863	BOCI Asia Ltd. – BOC HK European Warrants Dec 2017 A	100,000,000	2017/01/27	2017/12/20	20.40
24879	BOCI Asia Ltd. – China Life European Warrants Jun 2017 A	200,000,000	2017/01/27	2017/06/05	30.00

MAIN BOARD WARRANTS

Code	Derivative warrants	No. of issue			Amount raised (HK\$mil.)
		(units)	Listing date	Expiry	
24858	BOCI Asia Ltd. - PetroChina European Warrants Jul 2017 B	100,000,000	2017/01/27	2017/07/31	25.50
25001	Credit Suisse AG - Geely Auto European Warrants Jul 2017 A	25,000,000	2017/01/27	2017/07/31	21.50
25028	Credit Suisse AG - Geely Auto European Warrants Nov 2018 A	100,000,000	2017/01/27	2018/11/30	25.00
25024	Credit Suisse AG - Geely Auto European Put Warrants Jul 17 B	20,000,000	2017/01/27	2017/07/31	12.40
24927	Goldman Sachs SP (Asia) - HKEX European Warrants Dec 2017 A	200,000,000	2017/01/27	2017/12/20	30.00
24956	Goldman Sachs SP (Asia) - Tencent European Put Wt Jun 2017 F	80,000,000	2017/01/27	2017/06/12	12.00
25073	J P Morgan SP BV - China Agri European Warrants Jul 2017 A	30,000,000	2017/01/27	2017/07/31	11.16
25065	J P Morgan SP BV - China East Air European Warrants Nov 17 A	30,000,000	2017/01/27	2017/11/30	17.52
25175	J P Morgan SP BV - CRPH European Warrants Feb 2018 A	60,000,000	2017/01/27	2018/02/28	15.30
25168	J P Morgan SP BV - Foxconn European Warrants Oct 2017 A	40,000,000	2017/01/27	2017/10/31	10.08
25217	J P Morgan SP BV - Geely Auto European Warrants Jul 2017 A	80,000,000	2017/01/27	2017/07/31	50.24
25099	J P Morgan SP BV - Guotai Junani European Warrants Dec 2017A	40,000,000	2017/01/27	2017/12/29	18.32
25045	J P Morgan SP BV - SUNAC European Warrants Nov 2018 A	80,000,000	2017/01/27	2018/11/09	12.80
25142	J P Morgan SP BV - Travelsky Tech European Warrants Dec 17 A	60,000,000	2017/01/27	2017/12/13	16.02
24881	SG Issuer - Geely Auto European Warrants Feb 2018 A	100,000,000	2017/01/27	2018/02/05	25.00
24905	SG Issuer - Geely Auto European Warrants May 2018 B	100,000,000	2017/01/27	2018/05/21	25.00
24919	UBS AG - China Life European Warrants Oct 2017 A	100,000,000	2017/01/27	2017/10/23	25.00
25278	BOCI Asia Ltd. - CC Bank European Warrants Jun 2017 A	100,000,000	2017/02/01	2017/06/05	18.00
25355	Credit Suisse AG - Anhui Conch European Warrants Jul 2017 A	70,000,000	2017/02/01	2017/07/04	10.50
25352	Credit Suisse AG - CKH Holdings European Warrants Aug 2017 B	40,000,000	2017/02/01	2017/08/02	10.00
25346	Credit Suisse AG - HKEX European Warrants Jun 2017 E	100,000,000	2017/02/01	2017/06/27	15.00
25265	HK Bank - CNOOC European Warrants Jul 2017 A	40,000,000	2017/02/01	2017/07/31	28.00
25263	HK Bank - Geely Auto European Warrants Jul 2017 A	25,000,000	2017/02/01	2017/07/31	20.00
25238	HK Bank - Sunny Optical European Warrants Jul 2017 A	50,000,000	2017/02/01	2017/07/31	17.50
25408	J P Morgan SP BV - AIA European Warrants Aug 2017 A	100,000,000	2017/02/01	2017/08/31	25.00
25432	J P Morgan SP BV - CGN Power European Warrants Sep 2017 A	60,000,000	2017/02/01	2017/09/01	15.06
25431	J P Morgan SP BV - China Cinda European Warrants Sep 2017 A	60,000,000	2017/02/01	2017/09/01	15.18
25419	J P Morgan SP BV - Geely Auto European Warrants Apr 2018 A	200,000,000	2017/02/01	2018/04/30	50.40
25424	J P Morgan SP BV - MTRC European Warrants Aug 2017 A	70,000,000	2017/02/01	2017/08/01	10.50
25388	Macquarie Bank Ltd. - Cathay Pacific European Wts Jan 2019 A	40,000,000	2017/02/01	2019/01/03	10.00
25406	Macquarie Bank Ltd. - Geely Auto European Wts Dec 2017 A	12,000,000	2017/02/01	2017/12/15	10.76
25362	SG Issuer - CKH European Warrants Aug 2017 B	40,000,000	2017/02/01	2017/08/03	10.00
25219	SG Issuer - CKI Holdings European Warrants Aug 2017 A	25,000,000	2017/02/01	2017/08/03	10.00
25383	SG Issuer - CP&CC European Put Warrants Aug 2017 B	50,000,000	2017/02/01	2017/08/03	17.50
25370	SG Issuer - Galaxy Ent European Put Warrants Aug 2017 C	60,000,000	2017/02/01	2017/08/03	16.80
25372	SG Issuer - PetroChina European Put Warrants Aug 2017 C	50,000,000	2017/02/01	2017/08/03	17.75
25284	UBS AG - Greatwall Motor European Warrants Feb 2018 A	100,000,000	2017/02/01	2018/02/20	15.30
25340	UBS AG - Kingsoft European Warrants Sep 2017 A	100,000,000	2017/02/01	2017/09/18	20.30
25718	Credit Suisse AG - AIA European Warrants Aug 2017 A	70,000,000	2017/02/02	2017/08/31	17.50
25746	Credit Suisse AG - CHALCO European Wts Aug 2017 A	35,000,000	2017/02/02	2017/08/01	10.50
25738	Credit Suisse AG - Ch Molybdenum European Warrants Aug 2017A	40,000,000	2017/02/02	2017/08/01	10.40
25731	Credit Suisse AG - CNOOC European Warrants Aug 2017 A	40,000,000	2017/02/02	2017/08/01	16.00
25751	Credit Suisse AG - Greatwall Motor European Wts Feb 2018 A	100,000,000	2017/02/02	2018/02/28	15.00
25649	Credit Suisse AG - Jiangxi Copper European Wts Aug 2017 A	20,000,000	2017/02/02	2017/08/01	17.80

MAIN BOARD WARRANTS

Code	Derivative warrants	No. of issue			Amount raised (HK\$mil.)
		(units)	Listing date	Expiry	
25459	HK Bank – Geely Auto European Warrants Aug 2017 A	30,000,000	2017/02/02	2017/08/01	48.00
25499	HK Bank – Geely Auto European Warrants Aug 2017 B	30,000,000	2017/02/02	2017/08/31	42.00
25456	HK Bank – Geely Auto European Warrants Oct 2017 B	100,000,000	2017/02/02	2017/10/31	25.00
25437	HK Bank – Jiangxi Copper European Warrants Dec 2017 A	100,000,000	2017/02/02	2017/12/01	16.00
25515	Haitong Int'l Sec – Anhui Conch European Warrants Sep 2017 A	40,000,000	2017/02/02	2017/09/25	10.00
25556	Haitong Int'l Sec – CHALCO European Warrants Aug 2017 A	35,000,000	2017/02/02	2017/08/03	10.85
25520	Haitong Int'l Sec – BBMG European Warrants Aug 2017 A	30,000,000	2017/02/02	2017/08/18	10.50
25519	Haitong Int'l Sec – Ch Molybdenum European Warrants Aug 17 A	40,000,000	2017/02/02	2017/08/08	11.20
25581	Haitong Int'l Sec – Tencent European Warrants Aug 2017 A	70,000,000	2017/02/02	2017/08/29	10.50
25530	Haitong Int'l Sec – Travelsky Tech European Warrants Dec17 A	40,000,000	2017/02/02	2017/12/20	10.00
25815	J P Morgan SP BV – CHALCO European Warrants Sep 2017 A	60,000,000	2017/02/02	2017/09/01	21.00
25816	J P Morgan SP BV – China Coal European Warrants Aug 2017 A	40,000,000	2017/02/02	2017/08/02	10.36
25771	J P Morgan SP BV – CNOOC European Warrants Aug 2017 A	100,000,000	2017/02/02	2017/08/02	26.30
25800	J P Morgan SP BV – Sinopec Corp European Warrants Jun 2017 A	100,000,000	2017/02/02	2017/06/30	15.00
25812	J P Morgan SP BV – JX Copper European Warrants Mar 2018 A	60,000,000	2017/02/02	2018/03/01	11.76
25817	J P Morgan SP BV – PICC European Warrants Jul 2018 A	100,000,000	2017/02/02	2018/07/31	15.40
25768	J P Morgan SP BV – China Vanke European Put Warrants Aug17 B	60,000,000	2017/02/02	2017/08/02	15.06
25555	Macquarie Bank Ltd. – Chinares Cement European Wt Mar 2018 A	26,000,000	2017/02/02	2018/03/02	10.37
25592	Macquarie Bank Ltd. – Chi Res Land European Wts Jul 2018 A	40,000,000	2017/02/02	2018/07/04	10.00
25542	Macquarie Bank Ltd. – Hang Seng Bank European Wts Jan 2018 A	15,000,000	2017/02/02	2018/01/03	10.58
25586	Macquarie Bank Ltd. – New World Dev European Wts Aug 2018 A	10,000,000	2017/02/02	2018/08/02	11.06
25500	Macquarie Bank Ltd. – Tencent European Warrants Sep 2017 B	10,000,000	2017/02/02	2017/09/04	10.00
25503	Macquarie Bank Ltd. – Tencent European Warrants Sep 2017 C	10,000,000	2017/02/02	2017/09/04	19.73
25615	SG Issuer – CHALCO European Warrants Sep 2017 A	25,000,000	2017/02/02	2017/09/05	10.00
25637	SG Issuer – CCoal European Warrants Sep 2017 A	25,000,000	2017/02/02	2017/09/05	10.00
25506	UBS AG – CKH European Warrants May 2017 A	70,000,000	2017/02/02	2017/05/29	11.06
25513	UBS AG – China National Building European Wts Aug 2017 A	40,000,000	2017/02/02	2017/08/01	13.44
25879	Credit Suisse AG – China Coal European Warrants Aug 2017 A	38,000,000	2017/02/03	2017/08/02	10.26
25875	Credit Suisse AG – CNBM European Warrants Aug 2017 A	26,000,000	2017/02/03	2017/08/02	10.01
25884	Credit Suisse AG – Tencent Holdings Euro Put Wts Jun 2017 D	100,000,000	2017/02/03	2017/06/12	15.00
25880	Credit Suisse AG – Tencent Holdings Euro Put Wts Mar 2018 A	100,000,000	2017/02/03	2018/03/27	15.00
25851	HK Bank – China Mobile European Warrants Sep 2017 A	50,000,000	2017/02/03	2017/09/29	12.50
25863	HK Bank – Geely Auto European Put Warrants Apr 2018 A	100,000,000	2017/02/03	2018/04/30	25.00
25920	J P Morgan SP BV – AIA European Put Warrants Sep 2017 A	100,000,000	2017/02/03	2017/09/01	25.40
25925	J P Morgan SP BV – Ch Molybdenum European Warrants Aug 2017A	60,000,000	2017/02/03	2017/08/02	15.18
25934	J P Morgan SP BV – Nine Dragons European Warrants Dec 2018 A	100,000,000	2017/02/03	2018/12/31	25.20
25911	J P Morgan SP BV – Tencent European Warrants May 2017 B	100,000,000	2017/02/03	2017/05/02	34.90
25865	Macquarie Bank Ltd. – CHALCO European Warrants Jan 2018 A	18,000,000	2017/02/03	2018/01/03	10.33
25864	Macquarie Bank Ltd. – Stanchart European Warrants Sep 2017 A	25,000,000	2017/02/03	2017/09/04	10.00
25872	SG Issuer – Stanchart European Warrants Aug 2017 B	20,000,000	2017/02/03	2017/08/03	10.00
25833	UBS AG – Ping An European Put Warrants May 2017 D	70,000,000	2017/02/03	2017/05/26	10.50
26100	BOCI Asia Ltd. – Geely Auto European Warrants Feb 2018 A	100,000,000	2017/02/06	2018/02/05	25.00
26128	BNP Paribas Arbit Issu B.V. – CNOOC European Wts Oct 2017 B	40,000,000	2017/02/06	2017/10/04	24.40
26125	BNP Paribas Arbit Issu B.V. – HSBC European Wts Sep 2017 A	50,000,000	2017/02/06	2017/09/04	13.00

MAIN BOARD WARRANTS

Code	Derivative warrants	No. of issue		Expiry	Amount raised (HK\$mil.)
		(units)	Listing date		
26145	BNP Paribas Arbit Issu B.V. – Stanchart Euro Wts Jan 2018 A	40,000,000	2017/02/06	2018/01/03	20.00
26120	BNP Paribas Arbit Issu B.V. – SUNAC European Warrants Apr19A	120,000,000	2017/02/06	2019/04/02	30.00
26208	Credit Suisse AG – AIA European Put Warrants Aug 2017 B	50,000,000	2017/02/06	2017/08/31	12.50
26202	Credit Suisse AG – China Mobile European Put Wts Jul 2017 C	45,000,000	2017/02/06	2017/07/03	10.22
25982	Goldman Sachs SP (Asia) – AIA European Warrants Aug 2017 A	80,000,000	2017/02/06	2017/08/08	20.00
25973	Goldman Sachs SP (Asia) – China Life Euro Put Wts Jun 2017 C	80,000,000	2017/02/06	2017/06/27	12.00
25963	Goldman Sachs SP (Asia) – CNOOC European Warrants May 2017 A	50,000,000	2017/02/06	2017/05/08	12.50
25938	Goldman Sachs SP (Asia) – PetroChina European Wts Jul 2017 A	50,000,000	2017/02/06	2017/07/28	12.50
26079	HK Bank – CM Bank European Warrants Aug 2017 A	80,000,000	2017/02/06	2017/08/31	12.00
26099	HK Bank – HSI European Put Warrants May 2017 B	150,000,000	2017/02/06	2017/05/29	22.50
26096	HK Bank – HSI European Put Warrants Jun 2017 J	150,000,000	2017/02/06	2017/06/29	22.50
26075	HK Bank – Stanchart European Warrants Sep 2017 A	40,000,000	2017/02/06	2017/09/29	16.00
26267	J P Morgan SP BV – HSI European Put Warrants Sep 2017 A	300,000,000	2017/02/06	2017/09/28	45.60
26286	J P Morgan SP BV – Stanchart European Warrants Sep 2017 A	60,000,000	2017/02/06	2017/09/01	19.38
26278	J P Morgan SP BV – Tencent European Put Warrants May 2017 C	100,000,000	2017/02/06	2017/05/31	36.10
26275	J P Morgan SP BV – Tencent European Put Warrants Mar 2018 A	200,000,000	2017/02/06	2018/03/29	30.20
26161	Macquarie Bank Ltd. – China Life European Wts Sep 2017 A	20,000,000	2017/02/06	2017/09/04	10.00
26186	Macquarie Bank Ltd. – China Tel European Warrants May 2018 A	35,000,000	2017/02/06	2018/05/03	10.05
26181	Macquarie Bank Ltd. – A50 China European Warrants Oct 2017 A	19,000,000	2017/02/06	2017/10/04	10.22
26189	Macquarie Bank Ltd. – HSBC European Warrants Sep 2017 C	13,000,000	2017/02/06	2017/09/04	10.01
26172	Macquarie Bank Ltd. – Tencent European Warrants Sep 2017 D	40,000,000	2017/02/06	2017/09/04	10.00
26241	SG Issuer – JIANC European Warrants Sep 2017 A	10,000,000	2017/02/06	2017/09/05	10.80
26073	UBS AG – HSBC European Put Warrants Jun 2017 C	100,000,000	2017/02/06	2017/06/26	18.90
25987	UBS AG – Sands China European Warrants Jun 2017 B	70,000,000	2017/02/06	2017/06/28	10.57
26029	UBS AG – Stanchart European Put Warrants Aug 2017 A	30,000,000	2017/02/06	2017/08/07	10.50
26053	UBS AG – Tencent Holdings European Warrants May 2017 C	50,000,000	2017/02/06	2017/05/05	19.40
26058	UBS AG – Tencent Holdings European Put Warrants May 2017 D	50,000,000	2017/02/06	2017/05/26	31.45
26305	Goldman Sachs SP (Asia) – HSBC European Warrants Jun 2017 D	80,000,000	2017/02/07	2017/06/28	12.00
26351	J P Morgan SP BV – Ping An European Warrants Jun 2017 D	200,000,000	2017/02/07	2017/06/30	30.00
26337	J P Morgan SP BV – Zall Group European Warrants Dec 2018 A	80,000,000	2017/02/07	2018/12/31	20.08
26316	UBS AG – CHALCO European Warrants Aug 2017 A	40,000,000	2017/02/07	2017/08/07	12.88
26330	UBS AG – HSBC European Warrants Aug 2017 A	100,000,000	2017/02/07	2017/08/29	15.10
26380	Credit Suisse AG – Angang Steel European Warrants Aug 2017 A	25,000,000	2017/02/08	2017/08/08	15.00
26404	Goldman Sachs SP (Asia) – Tencent European Wt May 2017 D	40,000,000	2017/02/08	2017/05/08	10.00
26433	J P Morgan SP BV – Anhui Conch European Warrants Oct 2017 A	100,000,000	2017/02/08	2017/10/31	25.10
26418	J P Morgan SP BV – Angang Steel European Warrants Dec 2018 A	80,000,000	2017/02/08	2018/12/31	20.08
26435	J P Morgan SP BV – JX Copper European Warrants Aug 2018 A	100,000,000	2017/02/08	2018/08/02	25.10
26427	J P Morgan SP BV – PSBC European Warrants Aug 2017 A	40,000,000	2017/02/08	2017/08/07	12.08
26410	J P Morgan SP BV – Sands China European Warrants Aug 2017 A	100,000,000	2017/02/08	2017/08/07	25.30
26367	Macquarie Bank Ltd. – PICC P&C European Warrants Sep 2017 A	15,000,000	2017/02/08	2017/09/04	10.02
26383	UBS AG – PetroChina European Warrants Jul 2017 A	70,000,000	2017/02/08	2017/07/11	10.50
26515	BOCI Asia Ltd. – Tencent Holdings European Put Wts Oct 2017 B	200,000,000	2017/02/09	2017/10/30	30.00
26663	Credit Suisse AG – Angang Steel European Warrants Nov 2018 A	100,000,000	2017/02/09	2018/11/30	25.00
26638	Credit Suisse AG – Ping An European Warrants Jul 2017 C	70,000,000	2017/02/09	2017/07/03	13.30

MAIN BOARD WARRANTS

Code	Derivative warrants	No. of issue			Amount raised (HK\$mil.)
		(units)	Listing date	Expiry	
26655	Credit Suisse AG – PSBC European Warrants Aug 2017 A	50,000,000	2017/02/09	2017/08/08	12.50
26635	Credit Suisse AG – Tencent Holdings European Wts Jul 2017 G	40,000,000	2017/02/09	2017/07/03	18.20
26660	Credit Suisse AG – Tencent Holdings European Wts Oct 2017 B	150,000,000	2017/02/09	2017/10/04	22.50
26625	Bank of East Asia – HKEX European Warrants Oct 2018 A	40,000,000	2017/02/09	2018/10/05	10.00
26626	Bank of East Asia – HKEX European Put Warrants Oct 2018 B	40,000,000	2017/02/09	2018/10/05	10.00
26624	Bank of East Asia – HSBC European Put Warrants Jan 2018 A	30,000,000	2017/02/09	2018/01/05	10.08
26633	Bank of East Asia – Yanzhou Coal European Wts Aug 2017 A	21,000,000	2017/02/09	2017/08/18	10.29
26632	Bank of East Asia – Zhaojin Mining European Wts Sep 2018 A	40,000,000	2017/02/09	2018/09/28	10.00
26714	Goldman Sachs SP (Asia) – CC Bank European Wts Aug 2017 A	80,000,000	2017/02/09	2017/08/30	20.00
26464	Goldman Sachs SP (Asia) – China Life Euro Wts Sep 2017 B	150,000,000	2017/02/09	2017/09/26	22.50
26701	Goldman Sachs SP (Asia) – HS H-SHARE European Wts Dec 2017 B	40,000,000	2017/02/09	2017/12/28	12.52
26448	Goldman Sachs Sp (Asia) – ICBC European Warrants Jul 2017 C	80,000,000	2017/02/09	2017/07/28	12.00
26537	HK Bank – Ping An European Warrants Jul 2017 C	80,000,000	2017/02/09	2017/07/27	12.00
26522	HK Bank – SMIC European Warrants Nov 2017 A	80,000,000	2017/02/09	2017/11/01	12.00
26523	HK Bank – Tencent European Put Warrants Jun 2017 C	80,000,000	2017/02/09	2017/06/30	12.00
26584	Haitong Int'l Sec – Angang Steel European Warrants Dec 2018A	80,000,000	2017/02/09	2018/12/18	20.00
26603	Haitong Int'l Sec – China Hongqiao European Warrants Dec18A	60,000,000	2017/02/09	2018/12/18	15.24
26600	Haitong Int'l Sec – China Shenhua European Put Wts Dec17A	60,000,000	2017/02/09	2017/12/29	15.00
26618	Haitong Int'l Sec – Foxconn European Warrants Sep 2017 A	40,000,000	2017/02/09	2017/09/29	10.00
26607	Haitong Int'l Sec – PSBC European Warrants Aug 2017 A	40,000,000	2017/02/09	2017/08/09	10.00
26587	Haitong Int'l Sec – Xinyi Solar European Warrants Dec 2017 A	20,000,000	2017/02/09	2017/12/29	10.20
26694	J P Morgan SP BV – CC Bank European Wts May 2017 A	100,000,000	2017/02/09	2017/05/19	18.90
26695	J P Morgan SP BV – China Mob European Wts Sep 2017 A	100,000,000	2017/02/09	2017/09/15	25.20
26622	Macquarie Bank Ltd. – CPIC European Warrants Dec 2017 A	40,000,000	2017/02/09	2017/12/04	10.00
26581	Macquarie Bank Ltd. – HKEX European Warrants Sep 2017 A	20,000,000	2017/02/09	2017/09/04	10.00
26623	Macquarie Bank Ltd. – Ping An European Warrants Sep 2017 A	40,000,000	2017/02/09	2017/09/04	10.00
26568	Macquarie Bank Ltd. – Tencent European Put Wts Sep 2017 E	10,000,000	2017/02/09	2017/09/04	15.17
26486	SG Issuer – Ping An European Warrants Aug 2017 D	100,000,000	2017/02/09	2017/08/03	15.00
26504	SG Issuer – Sands China European Warrants Sep 2017 A	60,000,000	2017/02/09	2017/09/05	10.20
26619	SG Issuer – Tencent European Warrants Jun 2017 D	30,000,000	2017/02/09	2017/06/05	10.05
26679	UBS AG – Jiangxi Copper European Warrants Jan 2018 A	40,000,000	2017/02/09	2018/01/22	10.00
26765	BNP Paribas Arbit Issu B.V. – Ch Mobile Euro Wts Jan 2018 A	40,000,000	2017/02/10	2018/01/03	14.80
26750	BNP Paribas Arbit Issu B.V. – HSBC European Wts Jan 2018 A	50,000,000	2017/02/10	2018/01/03	14.00
26751	BNP Paribas Arbit Issu B.V. – Ping An European Wt Jul 2018 A	60,000,000	2017/02/10	2018/07/04	16.20
26732	BNP Paribas Arbit Issu B.V. – Tencent Hldgs Eu Wt Jan 2019 B	80,000,000	2017/02/10	2019/01/03	21.60
26910	Credit Suisse AG – HS H-SHARE European Warrants Aug 2017 A	35,000,000	2017/02/10	2017/08/09	10.15
26907	Credit Suisse AG – PCCW European Warrants Aug 2017 A	40,000,000	2017/02/10	2017/08/09	10.00
26913	Credit Suisse AG – Zhaojin Mining European Warrants Aug 17 A	20,000,000	2017/02/10	2017/08/09	13.80
26794	Goldman Sachs SP (Asia) – CC Bank European Wts Jul 2017 B	80,000,000	2017/02/10	2017/07/26	12.96
26929	Goldman Sachs SP (Asia) – HSBC European Warrants Jul 2017 B	100,000,000	2017/02/10	2017/07/28	15.80
26928	Goldman Sachs SP (Asia) – Tencent European Wt Sep 2017 D	250,000,000	2017/02/10	2017/09/27	37.50
26798	HK Bank – Ping An European Warrants Jun 2017 A	80,000,000	2017/02/10	2017/06/30	12.00
26922	J P Morgan SP BV – HKEX European Warrants Jun 2017 C	100,000,000	2017/02/10	2017/06/01	53.30
26924	J P Morgan SP BV – HTSC European Warrants Mar 2018 A	80,000,000	2017/02/10	2018/03/02	20.08

MAIN BOARD WARRANTS

Code	Derivative warrants	No. of issue			Amount raised (HK\$mil.)
		(units)	Listing date	Expiry	
26766	Macquarie Bank Ltd. – HKEX European Warrants Sep 2017 B	10,000,000	2017/02/10	2017/09/04	15.35
26799	Macquarie Bank Ltd. – HSBC European Put Warrants Jul 2018 A	34,000,000	2017/02/10	2018/07/04	10.17
26845	Macquarie Bank Ltd. – Sinopec Seg European Wts Dec 2019 A	40,000,000	2017/02/10	2019/12/16	10.00
26777	Macquarie Bank Ltd. – Tencent European Warrants Jan 2020 A	40,000,000	2017/02/10	2020/01/03	10.00
26892	SG Issuer – AGBK European Warrants Jan 2018 A	80,000,000	2017/02/10	2018/01/04	14.80
26906	SG Issuer – SHK P European Warrants Sep 2017 A	20,000,000	2017/02/10	2017/09/05	10.00
26889	UBS AG – Anhui Conch European Warrants Jun 2017 A	70,000,000	2017/02/10	2017/06/27	10.57
26859	UBS AG – CKI Holdings European Warrants Aug 2017 A	40,000,000	2017/02/10	2017/08/09	11.04
26881	UBS AG – China Tel European Warrants Jun 2017 A	70,000,000	2017/02/10	2017/06/28	10.78
26863	UBS AG – Li & Fung European Warrants Sep 2017 A	40,000,000	2017/02/10	2017/09/25	10.04
26855	UBS AG – New World European Warrants Aug 2017 A	40,000,000	2017/02/10	2017/08/09	10.68
22782 #	HK Bank – Geely Auto European Warrants Oct 2017 A	150,000,000	2017/02/10	2017/10/04	38.25
27004	BOCI Asia Ltd. – China Life European Warrants Jan 2018 A	200,000,000	2017/02/13	2018/01/30	36.00
26942	BOCI Asia Ltd. – China Mobile European Warrants Jul 2017 C	100,000,000	2017/02/13	2017/07/31	28.50
26941	BOCI Asia Ltd. – China Mobile European Warrants Aug 2017 A	100,000,000	2017/02/13	2017/08/21	25.00
26938	BOCI Asia Ltd. – Geely Auto European Warrants Jul 2017 A	100,000,000	2017/02/13	2017/07/25	85.30
26952	BOCI Asia Ltd. – HKEX European Warrants Jan 2018 A	200,000,000	2017/02/13	2018/01/29	30.00
27006	BOCI Asia Ltd. – Ping An European Warrants Oct 2017 A	200,000,000	2017/02/13	2017/10/27	50.00
27102	Credit Suisse AG – CKI Holdings European Warrants Aug 2017 A	40,000,000	2017/02/13	2017/08/14	10.00
27088	Credit Suisse AG – China Life European Warrants Jun 2017 B	25,000,000	2017/02/13	2017/06/02	13.50
27101	Credit Suisse AG – China Life European Warrants Jun 2017 C	25,000,000	2017/02/13	2017/06/05	10.25
27104	Goldman Sachs SP (Asia) – China Life Euro Wts Jan 2018 A	100,000,000	2017/02/13	2018/01/29	15.10
26967	HK Bank – CHALCO European Warrants Aug 2017 A	40,000,000	2017/02/13	2017/08/31	12.00
27086	HK Bank – Geely Auto European Warrants Dec 2017 A	180,000,000	2017/02/13	2017/12/29	45.00
26975	HK Bank – Zhaojin Mining European Warrants Dec 2017 A	80,000,000	2017/02/13	2017/12/27	12.00
26989	Haitong Int'l Sec – China Mobile European Warrants Sep 2017A	40,000,000	2017/02/13	2017/09/18	10.00
26980	Haitong Int'l Sec – Geely Auto European Warrants Aug 2018 A	60,000,000	2017/02/13	2018/08/08	15.00
26981	Haitong Int'l Sec – Geely Auto European Put Warrants Apr 18A	50,000,000	2017/02/13	2018/04/24	10.45
26992	Haitong Int'l Sec – Ping An European Warrants Sep 2017 A	40,000,000	2017/02/13	2017/09/28	11.12
26990	Haitong Int'l Sec – Sands China European Warrants Aug 2017 A	80,000,000	2017/02/13	2017/08/28	13.28
26983	Haitong Int'l Sec – Tianneng Power European Warrants Aug 18A	60,000,000	2017/02/13	2018/08/30	15.00
27108	J P Morgan SP BV – China Life European Warrants Jun 2017 B	60,000,000	2017/02/13	2017/06/01	29.70
27107	J P Morgan SP BV – China Life European Warrants Dec 2017 C	100,000,000	2017/02/13	2017/12/01	15.30
27106	J P Morgan SP BV – China Life European Put Wts Sep 2017 B	100,000,000	2017/02/13	2017/09/04	25.10
27122	J P Morgan SP BV – CPIC European Warrants Oct 2017 A	60,000,000	2017/02/13	2017/10/03	15.18
27118	J P Morgan SP BV – China Taiping European Wts Oct 2017 A	60,000,000	2017/02/13	2017/10/03	15.12
27135	J P Morgan SP BV – Geely Auto European Warrants Sep 2017 B	60,000,000	2017/02/13	2017/09/01	53.70
27127	J P Morgan SP BV – Geely Auto European Warrants Sep 2018 A	200,000,000	2017/02/13	2018/09/03	50.00
27116	J P Morgan SP BV – Ping An European Warrants Nov 2017 A	100,000,000	2017/02/13	2017/11/01	15.10
27117	J P Morgan SP BV – Ping An European Put Warrants Aug 2017 B	100,000,000	2017/02/13	2017/08/02	15.10
27074	Macquarie Bank Ltd. – Kingsoft European Warrants Oct 2017 A	40,000,000	2017/02/13	2017/10/04	10.00
26997	Macquarie Bank Ltd. – Ping An European Warrants Sep 2017 B	40,000,000	2017/02/13	2017/09/04	10.00
27057	Macquarie Bank Ltd. – Sands China European Wts Sep 2017 B	41,000,000	2017/02/13	2017/09/04	10.25
26953	SG Issuer – China Life European Warrants Oct 2017 B	120,000,000	2017/02/13	2017/10/06	19.20

MAIN BOARD WARRANTS

Code	Derivative warrants	No. of issue			Amount raised (HK\$mil.)
		(units)	Listing date	Expiry	
26955	SG Issuer – China Life European Put Warrants Oct 2017 C	120,000,000	2017/02/13	2017/10/06	31.80
27036	SG Issuer – Ping An European Warrants Nov 2017 B	100,000,000	2017/02/13	2017/11/03	15.00
27007	SG Issuer – Ping An European Warrants Dec 2017 A	100,000,000	2017/02/13	2017/12/05	15.00
27085	UBS AG – AIA European Warrants Aug 2017 A	100,000,000	2017/02/13	2017/08/01	20.20
27083	UBS AG – Stanchart European Warrants Aug 2017 B	50,000,000	2017/02/13	2017/08/28	20.20
10452	BNP Paribas Arbit Issu B.V. – AUD/USD European Wts Dec 2017 A	50,000,000	2017/02/14	2017/12/22	12.50
10453	BNP Paribas Arbit Issu B.V. – AUD/USD Euro Put Wts Dec 2017 B	50,000,000	2017/02/14	2017/12/22	12.50
27227	BNP Paribas Arbit Issu B.V. – BOCL European Wts Apr 2018 A	50,000,000	2017/02/14	2018/04/04	13.50
27229	BNP Paribas Arbit Issu B.V. – CC Bank Euro Wts Apr 2018 B	50,000,000	2017/02/14	2018/04/04	15.00
27219	BNP Paribas Arbit Issu B.V. – ICBC European Wts Feb 2018 A	50,000,000	2017/02/14	2018/02/02	13.50
27274	Credit Suisse AG – BOCL European Warrants Jul 2017 A	70,000,000	2017/02/14	2017/07/27	10.50
27251	Credit Suisse AG – China Life European Put Wts Sep 2017 C	50,000,000	2017/02/14	2017/09/05	12.50
27259	Credit Suisse AG – CPIC European Warrants Sep 2017 A	40,000,000	2017/02/14	2017/09/29	10.00
27233	Credit Suisse AG – Geely Auto European Warrants Aug 2018 B	100,000,000	2017/02/14	2018/08/30	25.00
27260	Credit Suisse AG – Kingsoft European Warrants Jul 2017 A	70,000,000	2017/02/14	2017/07/03	10.50
27149	Goldman Sachs SP (Asia) – Ping An European Wts Jun 2017 A	100,000,000	2017/02/14	2017/06/27	15.00
27150	Goldman Sachs SP (Asia) – Ping An European Wts Sep 2017 A	100,000,000	2017/02/14	2017/09/26	15.00
27148	Goldman Sachs SP (Asia) – Tencent European Wt Jun 2017 G	200,000,000	2017/02/14	2017/06/30	30.00
27199	HK Bank – CGS European Warrants Dec 2018 A	100,000,000	2017/02/14	2018/12/20	15.00
27176	HK Bank – Geely Auto European Warrants Sep 2017 A	200,000,000	2017/02/14	2017/09/04	50.00
27172	HK Bank – Geely Auto European Warrants Nov 2017 A	200,000,000	2017/02/14	2017/11/30	50.00
27195	HK Bank – Haitong Sec European Warrants Oct 2017 A	100,000,000	2017/02/14	2017/10/31	15.00
27297	J P Morgan SP BV – BOCL European Warrants Sep 2017 A	100,000,000	2017/02/14	2017/09/29	15.70
27302	J P Morgan SP BV – BOCL European Warrants Dec 2017 A	100,000,000	2017/02/14	2017/12/29	25.10
27294	J P Morgan SP BV – ICBC European Warrants Dec 2017 A	100,000,000	2017/02/14	2017/12/01	16.70
27291	J P Morgan SP BV – Kingsoft European Warrants Nov 2017 A	60,000,000	2017/02/14	2017/11/02	15.06
27292	J P Morgan SP BV – Ping An European Warrants Sep 2017 B	100,000,000	2017/02/14	2017/09/01	25.30
27276	J P Morgan SP BV – Sunny Optical European Warrants Sep 2017A	60,000,000	2017/02/14	2017/09/01	22.38
27164	Macquarie Bank Ltd. – Geely Auto European Wts Oct 2017 A	37,000,000	2017/02/14	2017/10/04	10.03
27198	Macquarie Bank Ltd. – Li Ning European Warrants Jan 2018 A	10,000,000	2017/02/14	2018/01/16	10.00
27163	Macquarie Bank Ltd. – Sunny Optical European Warrants Jan18A	15,000,000	2017/02/14	2018/01/15	10.68
27165	SG Issuer – Geely Auto European Warrants Nov 2017 A	100,000,000	2017/02/14	2017/11/03	27.00
27209	UBS AG – China Life European Warrants Jun 2017 B	20,000,000	2017/02/14	2017/06/09	11.24
27210	UBS AG – Chi Res Land European Warrants Mar 2018 A	50,000,000	2017/02/14	2018/03/28	10.70
27213	UBS AG – PICC Group European Warrants Aug 2017 A	40,000,000	2017/02/14	2017/08/14	11.36
27143	UBS AG – Ping An European Warrants Jun 2017 A	100,000,000	2017/02/14	2017/06/27	15.50
27144	UBS AG – Ping An European Warrants Sep 2017 A	100,000,000	2017/02/14	2017/09/27	15.40
27345	BOCI Asia Ltd. – AIA European Warrants Sep 2017 A	100,000,000	2017/02/15	2017/09/26	19.00
27338	BOCI Asia Ltd. – Galaxy Ent European Warrants Aug 2017 A	100,000,000	2017/02/15	2017/08/21	25.00
27355	BOCI Asia Ltd. – HSI European Warrants Jan 2018 A	100,000,000	2017/02/15	2018/01/30	15.10
27357	BOCI Asia Ltd. – HSI European Put Warrants Aug 2017 B	100,000,000	2017/02/15	2017/08/30	15.00
27499	BNP Paribas Arbit Issu B.V. – HKEX European Wts Jun 2018 A	80,000,000	2017/02/15	2018/06/04	12.00
27468	Credit Suisse AG – Chi Res Land European Warrants Dec 2017 A	40,000,000	2017/02/15	2017/12/29	10.00
27442	Credit Suisse AG – China Taiping European Warrants Sep 2017A	40,000,000	2017/02/15	2017/09/29	10.00

MAIN BOARD WARRANTS

Code	Derivative warrants	No. of issue			Amount raised (HK\$mil.)
		(units)	Listing date	Expiry	
27429	Credit Suisse AG – HKEX European Put Warrants Aug 2017 A	100,000,000	2017/02/15	2017/08/01	15.00
27444	Credit Suisse AG – ICBC European Warrants Oct 2017 A	50,000,000	2017/02/15	2017/10/31	12.50
27428	Credit Suisse AG – Ping An European Warrants Oct 2017 A	70,000,000	2017/02/15	2017/10/03	10.50
27430	Credit Suisse AG – SHK Ppt European Warrants Aug 2017 B	35,000,000	2017/02/15	2017/08/02	10.85
27500	Goldman Sachs SP (Asia) – China Life Euro Wts Dec 2017 A	150,000,000	2017/02/15	2017/12/28	37.50
27307	HK Bank – Geely Auto European Put Warrants Dec 2017 B	180,000,000	2017/02/15	2017/12/29	45.00
27392	Haitong Int'l Sec – China Life European Warrants Nov 2017 A	40,000,000	2017/02/15	2017/11/28	10.00
27411	Haitong Int'l Sec – China Life European Put Warrants Oct 17A	40,000,000	2017/02/15	2017/10/03	10.00
27376	Haitong Int'l Sec – CPIC European Warrants Sep 2017 A	40,000,000	2017/02/15	2017/09/29	10.00
27378	Haitong Int'l Sec – China Taiping European Warrants Sep 17 A	40,000,000	2017/02/15	2017/09/28	10.00
27390	Haitong Int'l Sec – Ping An European Warrants Jun 2017 A	70,000,000	2017/02/15	2017/06/30	10.50
27515	J P Morgan SP BV – BOC HK European Warrants May 2018 A	100,000,000	2017/02/15	2018/05/02	25.00
27506	J P Morgan SP BV – CC Bank European Put Wts Sep 2017 A	100,000,000	2017/02/15	2017/09/01	25.20
27516	J P Morgan SP BV – Ch Overseas European Put Wts Oct 2017 A	100,000,000	2017/02/15	2017/10/03	25.40
27517	J P Morgan SP BV – Chi Res Land European Warrants Dec 2017 A	80,000,000	2017/02/15	2017/12/29	20.64
27534	J P Morgan SP BV – R&F Ppt European Warrants Mar 2018 A	70,000,000	2017/02/15	2018/03/26	10.64
27543	J P Morgan SP BV – HKEX European Warrants Jun 2018 A	200,000,000	2017/02/15	2018/06/01	30.40
27546	J P Morgan SP BV – HSI European Put Warrants Oct 2017 A	200,000,000	2017/02/15	2017/10/30	30.20
27505	Macquarie Bank Ltd. – AIA European Warrants Oct 2017 A	40,000,000	2017/02/15	2017/10/04	10.04
27502	SG Issuer – CNBM European Warrants Sep 2017 A	20,000,000	2017/02/15	2017/09/05	10.00
27504	SG Issuer – Geely Auto European Warrants Aug 2017 B	10,000,000	2017/02/15	2017/08/15	18.00
27419	SG Issuer – HSCEI European Put Warrants Sep 2017 C	150,000,000	2017/02/15	2017/09/28	37.50
27472	UBS AG – HKEX European Warrants Jun 2017 C	50,000,000	2017/02/15	2017/06/27	10.05
13170 #	Credit Suisse AG – Tencent Holdings European Wts Jul 2017 B	170,000,000	2017/02/15	2017/07/05	10.37
27765	Credit Suisse AG – BOC HK European Warrants Jan 2018 A	70,000,000	2017/02/16	2018/01/31	17.50
27801	Credit Suisse AG – CC Bank European Warrants Jun 2017 B	50,000,000	2017/02/16	2017/06/05	10.05
27782	Credit Suisse AG – China Life European Warrants Jan 2018 A	70,000,000	2017/02/16	2018/01/30	17.50
27778	Credit Suisse AG – CNBM European Warrants Aug 2017 B	25,000,000	2017/02/16	2017/08/31	11.63
27803	Credit Suisse AG – Geely Auto European Warrants Aug 2017 A	10,000,000	2017/02/16	2017/08/31	19.30
27784	Credit Suisse AG – HKEX European Warrants Jun 2017 F	65,000,000	2017/02/16	2017/06/06	10.60
27779	Credit Suisse AG – CRRC Times European Warrants Aug 2017 A	40,000,000	2017/02/16	2017/08/15	11.00
27566	Goldman Sachs SP (Asia) – BOCL European Warrants Jul 2017 B	80,000,000	2017/02/16	2017/07/24	12.00
27804	Goldman Sachs SP (Asia) – CC Bank European Wts May 2017 B	80,000,000	2017/02/16	2017/05/26	12.00
27567	Goldman Sachs SP (Asia) – HKEX European Warrants Nov 2017 B	200,000,000	2017/02/16	2017/11/27	30.00
27810	Goldman Sachs SP (Asia) – HSI European Put Wts Aug 2017 A	200,000,000	2017/02/16	2017/08/30	30.00
27724	HK Bank – CITIC Sec European Warrants Dec 2017 A	80,000,000	2017/02/16	2017/12/19	12.80
27729	HK Bank – HKEX European Warrants Sep 2017 D	150,000,000	2017/02/16	2017/09/12	22.50
27689	HK Bank – HKEX European Warrants Nov 2017 A	150,000,000	2017/02/16	2017/11/30	22.50
27702	HK Bank – Kingsoft European Warrants Sep 2017 A	40,000,000	2017/02/16	2017/09/29	10.00
27713	HK Bank – SUNAC European Warrants Nov 2018 A	80,000,000	2017/02/16	2018/11/23	14.40
27720	HK Bank – Zijin Mining European Warrants Sep 2017 A	40,000,000	2017/02/16	2017/09/29	10.00
27808	J P Morgan SP BV – BOCL European Put Wts Sep 2017 B	100,000,000	2017/02/16	2017/09/04	25.30
27809	J P Morgan SP BV – CM Bank European Warrants Apr 2018 A	100,000,000	2017/02/16	2018/04/03	15.80
27598	J P Morgan SP BV – HSCEI European Put Warrants Dec 2017 A	200,000,000	2017/02/16	2017/12/28	50.40

MAIN BOARD WARRANTS

Code	Derivative warrants	No. of issue			Amount raised (HK\$mil.)
		(units)	Listing date	Expiry	
27576	J P Morgan SP BV – HSI European Put Warrants Aug 2017 B	300,000,000	2017/02/16	2017/08/30	75.60
27590	J P Morgan SP BV – HSI European Put Warrants Sep 2017 B	300,000,000	2017/02/16	2017/09/28	75.00
27647	Macquarie Bank Ltd. – China Life European Put Warrants Jan18A	40,000,000	2017/02/16	2018/01/03	10.00
27648	Macquarie Bank Ltd. – CNBM European Warrants Oct 2017 A	24,000,000	2017/02/16	2017/10/04	10.01
27667	Macquarie Bank Ltd. – CNOOC European Warrants Dec 2017 B	21,000,000	2017/02/16	2017/12/04	10.10
27757	Macquarie Bank Ltd. – Longfor PPT European Wts Feb 2018 A	40,000,000	2017/02/16	2018/02/15	10.00
27734	SG Issuer – China Res Land European Warrants Dec 2017 A	60,000,000	2017/02/16	2017/12/05	15.00
27739	SG Issuer – A50 China European Warrants Sep 2017 A	40,000,000	2017/02/16	2017/09/05	10.00
27744	SG Issuer – Ping An European Warrants Jul 2017 A	100,000,000	2017/02/16	2017/07/05	15.00
27750	SG Issuer – Ping An European Warrants Oct 2017 A	100,000,000	2017/02/16	2017/10/06	16.50
27638	UBS AG – CC Bank European Warrants Jul 2017 A	70,000,000	2017/02/16	2017/07/24	11.76
27611	UBS AG – HKEX European Warrants Feb 2018 A	300,000,000	2017/02/16	2018/02/26	59.10
27615	UBS AG – HKEX European Put Warrants May 2017 B	100,000,000	2017/02/16	2017/05/25	15.00
27601	UBS AG – HSI European Put Warrants Aug 2017 A	300,000,000	2017/02/16	2017/08/30	75.00
27623	UBS AG – Tencent Holdings European Warrants Jun 2017 D	50,000,000	2017/02/16	2017/06/27	25.50
14663 #	Credit Suisse AG – HKEX European Warrants Jun 2017 D	170,000,000	2017/02/16	2017/06/28	10.20
23036 #	UBS AG – China Life European Put Warrants Aug 2017 B	140,000,000	2017/02/16	2017/08/29	10.08
27846	BOCI Asia Ltd. – BOCL European Warrants Aug 2017 C	100,000,000	2017/02/17	2017/08/29	15.00
27847	BOCI Asia Ltd. – Geely Auto European Warrants Aug 2017 A	100,000,000	2017/02/17	2017/08/17	171.60
27823	BOCI Asia Ltd. – HKEX European Warrants Nov 2017 A	200,000,000	2017/02/17	2017/11/28	30.00
27825	BOCI Asia Ltd. – HKEX European Warrants Feb 2018 A	200,000,000	2017/02/17	2018/02/26	30.00
27834	BOCI Asia Ltd. – Sands China European Warrants Oct 2017 A	100,000,000	2017/02/17	2017/10/30	25.00
28058	BNP Paribas Arbit Issu B.V. – Ch Comm Cons Eur Wt Dec 2017 A	100,000,000	2017/02/17	2017/12/04	16.00
28044	BNP Paribas Arbit Issu B.V. – CITIC Sec Euro Wts Oct 2018 A	60,000,000	2017/02/17	2018/10/03	15.00
28032	BNP Paribas Arbit Issu B.V. – CKH European Wts Jan 2018 A	40,000,000	2017/02/17	2018/01/03	16.00
28031	BNP Paribas Arbit Issu B.V. – Chi Res Land Eu Wt Jan 2018 A	60,000,000	2017/02/17	2018/01/03	15.00
28048	BNP Paribas Arbit Issu B.V. – CSOP A50 ETF Eu Wts Jan 2018 A	40,000,000	2017/02/17	2018/01/03	12.80
28057	BNP Paribas Arbit Issu B.V. – Ch Unicom Euro Wt Oct 2017 A	50,000,000	2017/02/17	2017/10/04	26.00
28047	BNP Paribas Arbit Issu B.V. – A50 China Euro Wts Oct 2017 A	40,000,000	2017/02/17	2017/10/04	11.20
28028	BNP Paribas Arbit Issu B.V. – Greatwall Motor Eu Wt Nov 18 A	80,000,000	2017/02/17	2018/11/02	12.80
28054	BNP Paribas Arbit Issu B.V. – HS H-SHARE Euro Wts Jan 2018 A	40,000,000	2017/02/17	2018/01/03	14.40
28045	BNP Paribas Arbit Issu B.V. – Haitong Sec Eu Wts Oct 2018 A	60,000,000	2017/02/17	2018/10/03	15.00
28040	BNP Paribas Arbit Issu B.V. – PetroCh Euro Wts Apr 2018 A	40,000,000	2017/02/17	2018/04/04	21.20
28030	BNP Paribas Arbit Issu B.V. – Sands China Euro Wt Jan 2018 A	50,000,000	2017/02/17	2018/01/03	12.50
28061	Credit Suisse AG – HKEX European Warrants Dec 2017 B	150,000,000	2017/02/17	2017/12/01	22.50
28069	Credit Suisse AG – China Mengniu European Wts Dec 2017 A	50,000,000	2017/02/17	2017/12/29	12.50
28063	Credit Suisse AG – Ping An European Warrants Aug 2017 B	70,000,000	2017/02/17	2017/08/01	10.50
27992	Goldman Sachs SP (Asia) – HKEX European Warrants Aug 2017 A	200,000,000	2017/02/17	2017/08/01	30.00
27820	Goldman Sachs SP (Asia) – HKEX European Warrants Feb 2018 A	200,000,000	2017/02/17	2018/02/26	30.00
27863	HK Bank – CC Bank European Warrants Aug 2017 C	60,000,000	2017/02/17	2017/08/31	15.00
27873	HK Bank – Country Garden European Warrants Dec 2017 A	25,000,000	2017/02/17	2017/12/29	10.00
27853	HK Bank – China Overseas European Warrants Dec 2017 A	80,000,000	2017/02/17	2017/12/29	20.00
27864	HK Bank – Galaxy Ent European Warrants Jul 2017 B	60,000,000	2017/02/17	2017/07/28	10.80
27912	HK Bank – Ping An European Warrants Jun 2017 B	80,000,000	2017/02/17	2017/06/30	12.00

MAIN BOARD WARRANTS

Code	Derivative warrants	No. of issue			Amount raised (HK\$mil.)
		(units)	Listing date	Expiry	
27879	HK Bank – Sands China European Warrants Aug 2017 A	50,000,000	2017/02/17	2017/08/31	12.50
27937	Haitong Int'l Sec – Agile Ppt European Warrants Sep 2017 A	30,000,000	2017/02/17	2017/09/29	10.83
27944	Haitong Int'l Sec – CM Bank European Warrants Mar 2018 A	70,000,000	2017/02/17	2018/03/27	10.50
27951	Haitong Int'l Sec – CNBM European Warrants Nov 2017 A	25,000,000	2017/02/17	2017/11/17	10.75
27924	Haitong Int'l Sec – Chi Res Land European Warrants Nov 2017A	40,000,000	2017/02/17	2017/11/24	10.00
27915	Haitong Int'l Sec – Evergrande European Warrants Aug 2017 A	30,000,000	2017/02/17	2017/08/31	10.05
27936	Haitong Int'l Sec – HKEX European Warrants Dec 2017 B	70,000,000	2017/02/17	2017/12/04	10.50
27939	Haitong Int'l Sec – Tencent European Warrants Oct 2017 A	70,000,000	2017/02/17	2017/10/04	10.50
28086	J P Morgan SP BV – Country Garden European Warrants Oct 17 A	60,000,000	2017/02/17	2017/10/03	19.32
28084	J P Morgan SP BV – China Life European Put Wts Dec 2017 D	100,000,000	2017/02/17	2017/12/01	25.10
28112	J P Morgan SP BV – COSCO Ship Port Euro Wts Dec 2018 A	60,000,000	2017/02/17	2018/12/31	15.12
28113	J P Morgan SP BV – CSDC European Warrants Aug 2017 A	70,000,000	2017/02/17	2017/08/03	10.92
28097	J P Morgan SP BV – COSCO Sh Hold European Warrants Sep 2017A	60,000,000	2017/02/17	2017/09/01	21.06
28094	J P Morgan SP BV – HSBC European Warrants Jul 2017 C	100,000,000	2017/02/17	2017/07/03	15.10
28095	J P Morgan SP BV – HSBC European Put Warrants Sep 2017 B	100,000,000	2017/02/17	2017/09/04	35.30
28087	J P Morgan SP BV – Tencent European Warrants Jul 2017 C	100,000,000	2017/02/17	2017/07/03	29.10
28078	J P Morgan SP BV – Zijin Mining European Warrants Dec 2017 A	60,000,000	2017/02/17	2017/12/04	15.18
28001	SG Issuer – BOCL European Warrants Dec 2017 A	80,000,000	2017/02/17	2017/12/05	12.00
28010	SG Issuer – CCB European Warrants Dec 2017 A	80,000,000	2017/02/17	2017/12/05	12.00
28009	SG Issuer – CCB European Put Warrants Sep 2017 A	60,000,000	2017/02/17	2017/09/05	25.20
28005	SG Issuer – CCCCL European Warrants Dec 2017 A	12,000,000	2017/02/17	2017/12/05	10.08
28011	SG Issuer – CMB European Warrants Sep 2017 B	100,000,000	2017/02/17	2017/09/05	15.00
28014	SG Issuer – China Railway European Warrants Oct 2017 A	16,000,000	2017/02/17	2017/10/06	10.08
27993	SG Issuer – CSOP A50 ETF European Warrants Sep 2017 A	30,000,000	2017/02/17	2017/09/05	10.05
28016	SG Issuer – HKEX European Warrants Jul 2017 D	25,000,000	2017/02/17	2017/07/05	10.00
28017	SG Issuer – HSBC European Warrants Sep 2017 A	100,000,000	2017/02/17	2017/09/05	15.00
27997	SG Issuer – HS H-SHARE European Warrants Sep 2017 A	30,000,000	2017/02/17	2017/09/05	13.05
28019	SG Issuer – ICBC European Warrants Nov 2017 A	80,000,000	2017/02/17	2017/11/03	20.00
27955	UBS AG – HSI European Warrants Jan 2018 A	200,000,000	2017/02/17	2018/01/30	30.80
27990	UBS AG – HSI European Put Warrants Aug 2017 B	200,000,000	2017/02/17	2017/08/30	50.20
27979	UBS AG – HSI European Put Warrants Sep 2017 A	200,000,000	2017/02/17	2017/09/28	30.20
27960	UBS AG – PetroChina European Put Warrants Jun 2017 B	50,000,000	2017/02/17	2017/06/26	10.00
27991	UBS AG – Sands China European Warrants Jul 2017 C	70,000,000	2017/02/17	2017/07/04	10.50
13897 #	Credit Suisse AG – HKEX European Warrants Jul 2017 A	200,000,000	2017/02/17	2017/07/18	10.40
28171	BOCI Asia Ltd. – China Life European Warrants Apr 2018 A	200,000,000	2017/02/20	2018/04/23	50.00
28180	BOCI Asia Ltd. – China Life European Put Warrants Sep 2017 B	100,000,000	2017/02/20	2017/09/27	15.00
28166	BNP Paribas Arbit Issu B.V. – CSDC European Warrants Jan18 A	60,000,000	2017/02/20	2018/01/03	15.00
28170	BNP Paribas Arbit Issu B.V. – Fosun Intl European Wts Apr18A	60,000,000	2017/02/20	2018/04/04	15.00
28169	BNP Paribas Arbit Issu B.V. – GAC European Warrants Apr 18 A	70,000,000	2017/02/20	2018/04/04	17.50
28204	Credit Suisse AG – CC Bank European Put Warrants Aug 2017 A	40,000,000	2017/02/20	2017/08/31	10.00
28223	Credit Suisse AG – China Life European Put Wts Aug 2017 B	70,000,000	2017/02/20	2017/08/31	17.50
28200	Credit Suisse AG – Ch Overseas European Warrants Dec 2017 A	50,000,000	2017/02/20	2017/12/29	12.50
28209	Credit Suisse AG – China Railway European Warrants Aug 2017A	25,000,000	2017/02/20	2017/08/31	11.88
28213	Credit Suisse AG – Zijin Mining European Warrants Aug 2017 A	40,000,000	2017/02/20	2017/08/31	10.00

MAIN BOARD WARRANTS

Code	Derivative warrants	No. of issue			Amount raised (HK\$mil.)
		(units)	Listing date	Expiry	
28116	Goldman Sachs SP (Asia) – HSI European Warrants Aug 2017 B	200,000,000	2017/02/20	2017/08/30	30.00
28145	HK Bank – Agricultural Bank European Warrants Dec 2017 A	80,000,000	2017/02/20	2017/12/19	14.40
28150	HK Bank – AIA European Warrants Aug 2017 A	80,000,000	2017/02/20	2017/08/28	12.00
28153	HK Bank – BOCL European Warrants Sep 2017 B	80,000,000	2017/02/20	2017/09/29	20.00
28141	HK Bank – China Life European Warrants Sep 2017 B	80,000,000	2017/02/20	2017/09/29	20.00
28162	HK Bank – Chi Res Land European Warrants Dec 2017 A	50,000,000	2017/02/20	2017/12/29	12.50
28140	HK Bank – Jiangxi Copper European Warrants Dec 2017 B	50,000,000	2017/02/20	2017/12/29	12.50
28149	HK Bank – Ping An European Warrants Sep 2017 B	80,000,000	2017/02/20	2017/09/26	12.00
28163	HK Bank – Sands China European Put Warrants Sep 2017 A	50,000,000	2017/02/20	2017/09/29	12.50
28255	J P Morgan SP BV – CITIC Bank European Warrants Nov 2017 A	100,000,000	2017/02/20	2017/11/30	25.10
28260	J P Morgan SP BV – CKH European Warrants Aug 2017 A	100,000,000	2017/02/20	2017/08/31	33.00
28271	J P Morgan SP BV – HSI European Warrants Aug 2017 C	300,000,000	2017/02/20	2017/08/30	45.30
28252	J P Morgan SP BV – Lenovo European Warrants Sep 2017 A	100,000,000	2017/02/20	2017/09/01	25.30
28139	Macquarie Bank Ltd. – China Life European Wts May 2018 A	40,000,000	2017/02/20	2018/05/03	10.00
28137	Macquarie Bank Ltd. – HKEX European Warrants Sep 2017 C	25,000,000	2017/02/20	2017/09/04	10.05
28136	Macquarie Bank Ltd. – Huaneng Power European Wts Dec 2017 A	26,000,000	2017/02/20	2017/12/04	10.04
28187	SG Issuer – China Life European Warrants Jul 2017 D	18,000,000	2017/02/20	2017/07/03	10.08
28194	SG Issuer – China Life European Warrants Nov 2017 B	120,000,000	2017/02/20	2017/11/03	30.00
28188	SG Issuer – China Life European Put Warrants Sep 2017 C	120,000,000	2017/02/20	2017/09/05	30.00
28195	SG Issuer – CP&CC European Warrants Aug 2017 C	60,000,000	2017/02/20	2017/08/03	21.60
28197	SG Issuer – Geely Auto European Warrants Jul 2017 B	10,000,000	2017/02/20	2017/07/24	13.00
28125	SG Issuer – HSI European Put Warrants Aug 2017 D	150,000,000	2017/02/20	2017/08/30	37.50
28126	SG Issuer – HSI European Put Warrants Sep 2017 D	150,000,000	2017/02/20	2017/09/28	37.50
28135	SG Issuer – HSI European Put Warrants Oct 2017 B	150,000,000	2017/02/20	2017/10/30	37.50
28198	SG Issuer – ICBC European Put Wt Aug 2017 B	60,000,000	2017/02/20	2017/08/03	12.60
28250	UBS AG – BEA European Warrants Oct 2017 A	70,000,000	2017/02/20	2017/10/30	17.50
28235	UBS AG – China Life European Put Warrants Sep 2017 A	70,000,000	2017/02/20	2017/09/05	10.50
28249	UBS AG – Geely Auto European Warrants Jul 2018 B	70,000,000	2017/02/20	2018/07/09	17.64
28240	UBS AG – Geely Auto European Put Warrants Apr 2018 A	70,000,000	2017/02/20	2018/04/24	11.83
28238	UBS AG – HKEX European Warrants Aug 2017 A	50,000,000	2017/02/20	2017/08/21	12.50
28114	UBS AG – HSBC European Warrants Jul 2017 B	100,000,000	2017/02/20	2017/07/05	15.20
28117	UBS AG – HSCEI European Put Warrants Sep 2017 B	100,000,000	2017/02/20	2017/09/28	25.00
28228	UBS AG – Sunny Optical European Warrants Aug 2017 A	30,000,000	2017/02/20	2017/08/21	13.08
15144 #	UBS AG – HSBC European Warrants Jun 2017 B	100,000,000	2017/02/20	2017/06/15	10.00
28380	BOCI Asia Ltd. – Geely Auto European Put Warrants Aug 2017 B	100,000,000	2017/02/21	2017/08/21	95.40
28381	BOCI Asia Ltd. – ICBC European Warrants Oct 2017 A	100,000,000	2017/02/21	2017/10/23	25.00
28294	BNP Paribas Arbit Issu B.V. – China Life Euro Wts Apr 2018 B	60,000,000	2017/02/21	2018/04/04	16.20
28440	Credit Suisse AG – BAIC Motor European Warrants Mar 2018 A	100,000,000	2017/02/21	2018/03/29	25.00
28445	Credit Suisse AG – Car Inc European Warrants May 2018 A	70,000,000	2017/02/21	2018/05/11	10.50
28434	Credit Suisse AG – ChiUnicom European Warrants Jul 2017 B	40,000,000	2017/02/21	2017/07/31	11.20
28444	Credit Suisse AG – Galaxy Ent European Warrants Jun 2017 C	60,000,000	2017/02/21	2017/06/27	10.20
28439	Credit Suisse AG – Sands China European Warrants Sep 2017 A	40,000,000	2017/02/21	2017/09/04	10.00
28273	Goldman Sachs SP (Asia) – China Life Euro Put Wts Aug 2017 B	80,000,000	2017/02/21	2017/08/28	12.00
28315	Goldman Sachs SP (Asia) – CNOOC European Warrants Jul 2017 A	80,000,000	2017/02/21	2017/07/24	12.00

MAIN BOARD WARRANTS

Code	Derivative warrants	No. of issue			Amount raised (HK\$mil.)
		(units)	Listing date	Expiry	
28277	Goldman Sachs SP (Asia) – Ping An European Wts Nov 2017 A	100,000,000	2017/02/21	2017/11/27	15.00
28325	HK Bank – CITIC Bank European Warrants Aug 2017 A	40,000,000	2017/02/21	2017/08/31	10.00
28322	HK Bank – China Life European Warrants Nov 2017 A	80,000,000	2017/02/21	2017/11/30	20.00
28318	HK Bank – Geely Auto European Warrants Feb 2018 A	200,000,000	2017/02/21	2018/02/28	50.00
28323	HK Bank – Sands China European Warrants Aug 2017 B	50,000,000	2017/02/21	2017/08/31	12.50
28363	Haitong Int'l Sec – China Cinda European Warrants Aug 2017 A	40,000,000	2017/02/21	2017/08/22	10.00
28362	Haitong Int'l Sec – CITIC Bank European Warrants Nov 2017 A	35,000,000	2017/02/21	2017/11/08	10.43
28403	Haitong Int'l Sec – CITIC Sec European Warrants Jul 2018 A	60,000,000	2017/02/21	2018/07/03	10.20
28366	Haitong Int'l Sec – China Life European Warrants Dec 2017 B	80,000,000	2017/02/21	2017/12/18	20.08
28373	Haitong Int'l Sec – China Life European Put Warrants Sep 17B	68,000,000	2017/02/21	2017/09/04	10.20
28338	Haitong Int'l Sec – Galaxy Ent European Warrants Aug 2017 A	68,000,000	2017/02/21	2017/08/29	11.08
28337	Haitong Int'l Sec – HSBC European Warrants Sep 2017 A	68,000,000	2017/02/21	2017/09/01	10.27
28378	Haitong Int'l Sec – HTSC European Warrants Feb 2018 A	40,000,000	2017/02/21	2018/02/26	10.68
28349	Haitong Int'l Sec – Huaneng European Warrants Aug 2017 A	50,000,000	2017/02/21	2017/08/22	12.50
28346	Haitong Int'l Sec – Jiangxi Copper European Warrants Dec 17B	40,000,000	2017/02/21	2017/12/08	10.12
28347	Haitong Int'l Sec – Li & Fung European Warrants Dec 2017 A	68,000,000	2017/02/21	2017/12/08	17.00
28361	Haitong Int'l Sec – Lenovo European Warrants Aug 2017 A	68,000,000	2017/02/21	2017/08/01	10.61
28365	Haitong Int'l Sec – Ping An European Warrants Oct 2017 A	60,000,000	2017/02/21	2017/10/27	10.08
28399	Haitong Int'l Sec – Ping An European Put Warrants Dec 2017 A	40,000,000	2017/02/21	2017/12/29	10.92
28348	Haitong Int'l Sec – Tencent European Warrants Oct 2017 B	68,000,000	2017/02/21	2017/10/16	10.20
28432	J P Morgan SP BV – CNBM European Warrants Sep 2017 A	60,000,000	2017/02/21	2017/09/04	18.78
28426	J P Morgan SP BV – CSOP A50 ETF European Warrants Sep 2017 A	100,000,000	2017/02/21	2017/09/01	26.30
28429	J P Morgan SP BV – Geely Auto European Put Warrants Apr 18 B	60,000,000	2017/02/21	2018/04/30	10.38
28410	J P Morgan SP BV – Sands China European Put Wts Oct 2017 B	100,000,000	2017/02/21	2017/10/03	25.00
28383	Macquarie Bank Ltd. – PetroChina European Wts Sep 2017 A	17,000,000	2017/02/21	2017/09/04	10.03
28390	SG Issuer – Geely Auto European Warrants Sep 2017 B	10,000,000	2017/02/21	2017/09/18	20.00
28392	SG Issuer – Greatwall Motor European Warrants Oct 2017 A	12,000,000	2017/02/21	2017/10/06	10.08
28398	SG Issuer – HKEX European Warrants Aug 2017 D	25,000,000	2017/02/21	2017/08/03	10.00
28396	SG Issuer – HSI European Warrants Nov 2017 A	150,000,000	2017/02/21	2017/11/29	37.50
28311	UBS AG – AAC Tech European Warrants Nov 2017 A	70,000,000	2017/02/21	2017/11/28	10.57
28407	UBS AG – AIA European Warrants Jun 2017 D	100,000,000	2017/02/21	2017/06/28	16.30
28310	UBS AG – CITIC Bank European Warrants Aug 2017 A	40,000,000	2017/02/21	2017/08/21	10.00
28299	UBS AG – CNOOC European Warrants Jul 2017 C	70,000,000	2017/02/21	2017/07/03	10.50
27235 #	Credit Suisse AG – Lenovo European Warrants May 2018 A	265,000,000	2017/02/21	2018/05/03	10.07
28518	BOCI Asia Ltd. – BOCL European Warrants Dec 2017 B	100,000,000	2017/02/22	2017/12/18	25.00
28521	BOCI Asia Ltd. – CC Bank European Warrants Nov 2017 A	100,000,000	2017/02/22	2017/11/27	17.60
28528	BOCI Asia Ltd. – China Life European Warrants Dec 2017 C	200,000,000	2017/02/22	2017/12/29	50.00
28525	BOCI Asia Ltd. – Ping An European Warrants Sep 2017 A	200,000,000	2017/02/22	2017/09/26	35.00
28572	Credit Suisse AG – BOCL European Warrants Oct 2017 A	50,000,000	2017/02/22	2017/10/04	12.50
28565	Credit Suisse AG – CC Bank European Warrants Aug 2017 B	50,000,000	2017/02/22	2017/08/31	12.50
28590	Credit Suisse AG – China Cinda European Warrants Sep 2017 A	40,000,000	2017/02/22	2017/09/08	10.00
28586	Credit Suisse AG – HSBC European Put Warrants Aug 2017 B	70,000,000	2017/02/22	2017/08/31	17.50
28570	Credit Suisse AG – Huaneng Power European Warrants Aug 2017A	40,000,000	2017/02/22	2017/08/22	11.40
28581	Credit Suisse AG – ICBC European Warrants Nov 2017 A	50,000,000	2017/02/22	2017/11/02	12.50

MAIN BOARD WARRANTS

Code	Derivative warrants	No. of issue			Amount raised (HK\$mil.)
		(units)	Listing date	Expiry	
28589	Credit Suisse AG – Jiangxi Copper European Wts Dec 2017 A	100,000,000	2017/02/22	2017/12/29	25.00
28573	Credit Suisse AG – Li & Fung European Warrants Aug 2017 A	40,000,000	2017/02/22	2017/08/22	10.00
28560	Goldman Sachs SP (Asia) – AIA European Warrants Jun 2017 B	80,000,000	2017/02/22	2017/06/28	12.00
28563	Goldman Sachs SP (Asia) – BOCL European Warrants Nov 2017 A	80,000,000	2017/02/22	2017/11/29	12.00
28564	Goldman Sachs SP (Asia) – China Life Euro Wts Jun 2017 D	25,000,000	2017/02/22	2017/06/30	10.38
28561	Goldman Sachs SP (Asia) – HSBC European Warrants Sep 2017 A	80,000,000	2017/02/22	2017/09/01	12.00
28558	Goldman Sachs Sp (Asia) – ICBC European Warrants Jul 2017 D	80,000,000	2017/02/22	2017/07/24	12.00
28458	Goldman Sachs SP (Asia) – Ping An European Wts Jul 2017 B	100,000,000	2017/02/22	2017/07/26	15.00
28476	HK Bank – HSCEI European Warrants Dec 2017 B	180,000,000	2017/02/22	2017/12/28	27.00
28474	HK Bank – HSCEI European Put Warrants Sep 2017 B	180,000,000	2017/02/22	2017/09/28	27.00
28464	HK Bank – HSI European Warrants Aug 2017 A	180,000,000	2017/02/22	2017/08/30	27.00
28459	HK Bank – HSI European Put Warrants May 2017 C	180,000,000	2017/02/22	2017/05/29	27.00
28546	J P Morgan SP BV – Agricultural Bk Euro Warrants Jan 2018 A	100,000,000	2017/02/22	2018/01/31	25.50
28538	J P Morgan SP BV – BOCL European Warrants Dec 2017 B	100,000,000	2017/02/22	2017/12/01	18.40
28536	J P Morgan SP BV – CC Bank European Wts Oct 2017 A	100,000,000	2017/02/22	2017/10/31	25.70
28547	J P Morgan SP BV – Minsheng Bank European Wts Aug 2017 A	60,000,000	2017/02/22	2017/08/01	16.38
28548	J P Morgan SP BV – HKEX European Warrants Jun 2017 D	100,000,000	2017/02/22	2017/06/30	35.80
28531	J P Morgan SP BV – HSCEI European Wts Dec 2017 B	200,000,000	2017/02/22	2017/12/28	30.40
28535	J P Morgan SP BV – HSCEI European Put Warrants Sep 2017 B	200,000,000	2017/02/22	2017/09/28	30.20
28529	J P Morgan SP BV – HSI European Put Warrants Aug 2017 D	300,000,000	2017/02/22	2017/08/30	75.00
28502	SG Issuer – AGBK European Warrants Dec 2017 A	80,000,000	2017/02/22	2017/12/05	20.00
28505	SG Issuer – BOCm European Warrants Oct 2017 A	25,000,000	2017/02/22	2017/10/06	10.00
28461	SG Issuer – CCB European Warrants Jun 2017 C	80,000,000	2017/02/22	2017/06/05	12.00
28511	SG Issuer – CCB European Warrants Sep 2017 B	80,000,000	2017/02/22	2017/09/05	20.00
28506	SG Issuer – CITIC Bank European Warrants Oct 2017 A	35,000,000	2017/02/22	2017/10/06	10.15
28517	SG Issuer – Minsheng Bank European Warrants Sep 2017 B	15,000,000	2017/02/22	2017/09/05	10.05
28462	SG Issuer – HKEX European Put Warrants Oct 2017 C	200,000,000	2017/02/22	2017/10/06	30.00
28463	SG Issuer – ICBC European Warrants Jun 2017 C	80,000,000	2017/02/22	2017/06/05	12.00
28478	UBS AG – BOCL European Warrants Nov 2017 A	70,000,000	2017/02/22	2017/11/27	11.34
28454	UBS AG – BOCL European Put Warrants Aug 2017 B	70,000,000	2017/02/22	2017/08/21	17.71
28500	UBS AG – CC Bank European Put Warrants Aug 2017 A	70,000,000	2017/02/22	2017/08/21	17.99
28494	UBS AG – China Life European Warrants Oct 2017 B	100,000,000	2017/02/22	2017/10/09	25.00
28481	UBS AG – Geely Auto European Put Warrants Aug 2017 A	20,000,000	2017/02/22	2017/08/21	12.48
13347 #	Credit Suisse AG – China Life European Warrants Sep 2017 A	70,000,000	2017/02/22	2017/09/08	13.16
18785 #	Credit Suisse AG – Tencent Holdings Euro Put Wts Aug 2017 A	190,000,000	2017/02/22	2017/08/01	10.07
28665	BOCI Asia Ltd. – CC Bank European Warrants Aug 2017 A	100,000,000	2017/02/23	2017/08/28	15.60
28672	BOCI Asia Ltd. – CKH European Warrants Aug 2017 A	100,000,000	2017/02/23	2017/08/28	25.00
28673	BOCI Asia Ltd. – HKEX European Warrants Nov 2017 B	200,000,000	2017/02/23	2017/11/28	30.00
28668	BOCI Asia Ltd. – HSBC European Warrants Aug 2017 A	200,000,000	2017/02/23	2017/08/29	30.00
28767	Credit Suisse AG – Tencent Holdings European Wts Jun 2017 E	40,000,000	2017/02/23	2017/06/02	15.00
28762	Credit Suisse AG – Tencent Holdings Euro Put Wts Oct 2017 C	150,000,000	2017/02/23	2017/10/31	37.50
28768	Goldman Sachs SP (Asia) – CC Bank European Wts Aug 2017 B	80,000,000	2017/02/23	2017/08/30	20.00
28727	HK Bank – Agricultural Bank European Warrants Oct 2017 A	80,000,000	2017/02/23	2017/10/31	20.00
28730	HK Bank – BOCL European Warrants Aug 2017 C	80,000,000	2017/02/23	2017/08/31	20.00

MAIN BOARD WARRANTS

Code	Derivative warrants	No. of issue			Amount raised (HK\$mil.)
		(units)	Listing date	Expiry	
28724	HK Bank – BOCL European Warrants Sep 2017 C	80,000,000	2017/02/23	2017/09/29	20.00
28722	HK Bank – CC Bank European Warrants Aug 2017 D	80,000,000	2017/02/23	2017/08/31	20.00
28713	HK Bank – Greatwall Motor European Warrants Feb 2018 A	80,000,000	2017/02/23	2018/02/27	12.00
28733	HK Bank – HSI European Put Warrants Aug 2017 B	180,000,000	2017/02/23	2017/08/30	45.00
28738	HK Bank – HSI European Put Warrants Sep 2017 B	250,000,000	2017/02/23	2017/09/28	45.00
28716	HK Bank – ICBC European Warrants Aug 2017 B	80,000,000	2017/02/23	2017/08/31	20.80
28728	HK Bank – PetroChina European Warrants Sep 2017 A	40,000,000	2017/02/23	2017/09/29	21.60
28721	HK Bank – Yanzhou Coal European Warrants Aug 2018 A	80,000,000	2017/02/23	2018/08/30	12.00
28657	Haitong Int'l Sec – BAIC Motor European Warrants Mar 2018 A	40,000,000	2017/02/23	2018/03/23	10.00
28659	Haitong Int'l Sec – BOCL European Warrants Nov 2017 A	40,000,000	2017/02/23	2017/11/06	10.00
28639	Haitong Int'l Sec – Car Inc European Warrants May 2018 A	70,000,000	2017/02/23	2018/05/11	11.20
28626	Haitong Int'l Sec – Sinopec Corp European Wts Oct 2017 B	30,000,000	2017/02/23	2017/10/03	10.80
28630	Haitong Int'l Sec – China Railway European Warrants Oct 17 A	20,000,000	2017/02/23	2017/10/24	12.14
28660	Haitong Int'l Sec – HKEX European Warrants Sep 2017 A	25,000,000	2017/02/23	2017/09/07	10.50
28651	Haitong Int'l Sec – ICBC European Warrants Nov 2017 A	40,000,000	2017/02/23	2017/11/28	10.00
28656	Haitong Int'l Sec – Sands China European Warrants Nov 2017 A	40,000,000	2017/02/23	2017/11/27	10.00
28753	Haitong Int'l Sec – Tencent European Warrants Aug 2017 B	25,000,000	2017/02/23	2017/08/25	10.00
28788	J P Morgan SP BV – BankComm European Warrants Sep 2017 A	60,000,000	2017/02/23	2017/09/01	21.36
28782	J P Morgan SP BV – CC Bank European Wts Dec 2017 A	100,000,000	2017/02/23	2017/12/01	25.70
28785	J P Morgan SP BV – CC Bank European Put Wts Nov 2017 A	100,000,000	2017/02/23	2017/11/03	49.30
28771	J P Morgan SP BV – Geely Auto European Warrants Dec 2017 A	200,000,000	2017/02/23	2017/12/29	50.00
28773	J P Morgan SP BV – Sunny Optical European Warrants Dec 2017 A	60,000,000	2017/02/23	2017/12/01	39.30
28772	J P Morgan SP BV – Tencent European Put Warrants Jul 2017 D	200,000,000	2017/02/23	2017/07/05	30.00
28712	Macquarie Bank Ltd. – Agricultural Bk Euro Warrants Dec 2017 A	40,000,000	2017/02/23	2017/12/04	10.00
28690	Macquarie Bank Ltd. – CC Bank European Warrants Sep 2017 A	34,000,000	2017/02/23	2017/09/04	10.23
28739	Macquarie Bank Ltd. – CM Bank European Warrants Sep 2018 A	40,000,000	2017/02/23	2018/09/04	10.00
28683	Macquarie Bank Ltd. – CNOOC European Warrants Feb 2018 A	24,000,000	2017/02/23	2018/02/02	10.27
28708	Macquarie Bank Ltd. – ICBC European Warrants Nov 2017 A	39,000,000	2017/02/23	2017/11/02	10.14
28711	Macquarie Bank Ltd. – Jiangxi Copper European Wts Jul 2018 A	37,000,000	2017/02/23	2018/07/03	10.06
28685	Macquarie Bank Ltd. – NCI European Warrants Dec 2017 A	40,000,000	2017/02/23	2017/12/04	10.00
28678	Macquarie Bank Ltd. – PICC Group European Wts Jan 2018 A	31,000,000	2017/02/23	2018/01/03	10.01
28694	Macquarie Bank Ltd. – Sh Electric European Wts Feb 2018 A	16,000,000	2017/02/23	2018/02/14	10.21
28741	SG Issuer – AIA European Warrants Aug 2017 B	80,000,000	2017/02/23	2017/08/03	12.00
28742	SG Issuer – CGS European Warrants Oct 2017 A	13,000,000	2017/02/23	2017/10/06	10.01
28744	SG Issuer – HSBC European Put Warrants Sep 2017 B	80,000,000	2017/02/23	2017/09/05	25.20
28745	SG Issuer – Huaneng Power European Warrants Nov 2017 A	30,000,000	2017/02/23	2017/11/03	10.20
28615	SG Issuer – ICBC European Warrants Dec 2017 A	80,000,000	2017/02/23	2017/12/05	12.00
28618	SG Issuer – Tencent European Put Warrants Oct 2017 E	200,000,000	2017/02/23	2017/10/06	50.00
28758	UBS AG – AIA European Warrants Dec 2017 A	100,000,000	2017/02/23	2017/12/21	15.50
28612	UBS AG – CC Bank European Warrants Aug 2017 B	70,000,000	2017/02/23	2017/08/28	10.50
28598	UBS AG – HKEX European Warrants Sep 2017 C	300,000,000	2017/02/23	2017/09/05	45.00
28750	UBS AG – HSI European Warrants Sep 2017 B	200,000,000	2017/02/23	2017/09/28	50.00
28757	UBS AG – Tencent Holdings European Warrants May 2017 F	50,000,000	2017/02/23	2017/05/26	19.50
28751	UBS AG – Tencent Holdings European Warrants Jul 2017 B	300,000,000	2017/02/23	2017/07/27	45.00

MAIN BOARD WARRANTS

Code	Derivative warrants	No. of issue			Amount raised (HK\$mil.)
		(units)	Listing date	Expiry	
28613	UBS AG – Tencent Holdings European Put Warrants May 2017 E	200,000,000	2017/02/23	2017/05/26	30.00
28824	BOCI Asia Ltd. – Sunny Optical European Warrants Sep 2017 A	100,000,000	2017/02/24	2017/09/11	49.50
28851	Credit Suisse AG – AIA European Warrants Oct 2017 B	80,000,000	2017/02/24	2017/10/04	20.00
28849	Credit Suisse AG – China Mobile European Warrants Sep 2017 A	70,000,000	2017/02/24	2017/09/06	17.50
28852	Credit Suisse AG – Henganintl European Warrants Aug 2017 A	30,000,000	2017/02/24	2017/08/23	10.50
28861	Credit Suisse AG – Lenovo European Warrants Aug 2017 B	40,000,000	2017/02/24	2017/08/23	10.00
28812	HK Bank – BOC HK European Warrants Jan 2018 A	80,000,000	2017/02/24	2018/01/24	12.00
28822	HK Bank – China Mobile European Warrants Sep 2017 B	50,000,000	2017/02/24	2017/09/29	20.00
28804	HK Bank – Sinopec Corp European Warrants Sep 2017 A	50,000,000	2017/02/24	2017/09/29	12.50
28794	HK Bank – Geely Auto European Warrants Dec 2017 C	200,000,000	2017/02/24	2017/12/29	50.00
28815	HK Bank – Galaxy Ent European Put Warrants Aug 2017 A	50,000,000	2017/02/24	2017/08/31	12.50
28818	HK Bank – Sunny Optical European Warrants Sep 2017 A	30,000,000	2017/02/24	2017/09/29	15.00
28826	Haitong Int'l Sec – HSI European Warrants Aug 2017 A	200,000,000	2017/02/24	2017/08/30	31.80
28828	Haitong Int'l Sec – HSI European Put Warrants Sep 2017 A	200,000,000	2017/02/24	2017/09/28	30.20
28863	J P Morgan SP BV – Lenovo European Warrants Jul 2017 A	80,000,000	2017/02/24	2017/07/31	16.88
28864	J P Morgan SP BV – Yanzhou Coal European Warrants Sep 2017 B	20,000,000	2017/02/24	2017/09/04	13.76
28799	Macquarie Bank Ltd. – BOCL European Warrants Dec 2017 A	40,000,000	2017/02/24	2017/12/04	10.00
28842	Macquarie Bank Ltd. – Minsheng Bank European Wts Oct 2017 A	23,000,000	2017/02/24	2017/10/04	10.05
28844	Macquarie Bank Ltd. – Galaxy Ent European Wts Jan 2018 A	36,000,000	2017/02/24	2018/01/03	10.01
28846	Macquarie Bank Ltd. – HSBC European Warrants Oct 2017 B	6,800,000	2017/02/24	2017/10/04	10.47
28847	SG Issuer – AIA European Put Warrants Sep 2017 B	80,000,000	2017/02/24	2017/09/05	18.80
28830	SG Issuer – China EB Ltd European Warrants Mar 2018 A	60,000,000	2017/02/24	2018/03/05	15.00
28829	SG Issuer – CITIC Bank European Warrants Nov 2017 A	30,000,000	2017/02/24	2017/11/03	10.05
28831	SG Issuer – CITIC Sec European Warrants Jan 2018 A	60,000,000	2017/02/24	2018/01/04	15.00
28834	SG Issuer – Lenovo European Warrants Oct 2017 B	30,000,000	2017/02/24	2017/10/06	10.05
28837	SG Issuer – Tencent European Warrants Jul 2017 G	30,000,000	2017/02/24	2017/07/05	10.50
26330 #	UBS AG – HSBC European Warrants Aug 2017 A	160,000,000	2017/02/24	2017/08/29	10.40
28903	BOCI Asia Ltd. – AIA European Warrants Oct 2017 A	200,000,000	2017/02/27	2017/10/30	50.00
28872	BNP Paribas Arbit Issu B.V. – HSI European Wts Jan 2018 A	80,000,000	2017/02/27	2018/01/30	13.60
28871	BNP Paribas Arbit Issu B.V. – HSI European Wts Mar 2018 A	80,000,000	2017/02/27	2018/03/28	20.00
28875	BNP Paribas Arbit Issu B.V. – HSI Euro Put Wts Sep 2017 C	80,000,000	2017/02/27	2017/09/28	20.80
28877	BNP Paribas Arbit Issu B.V. – HSI Euro Put Wts Dec 2017 A	80,000,000	2017/02/27	2017/12/28	20.80
28922	Goldman Sachs SP (Asia) – CC Bank European Wts Jul 2017 C	80,000,000	2017/02/27	2017/07/27	12.80
28918	Goldman Sachs SP (Asia) – China Mobile Euro Wts Jun 2017 C	65,000,000	2017/02/27	2017/06/28	10.79
28923	Goldman Sachs SP (Asia) – HSI European Put Wts Aug 2017 C	200,000,000	2017/02/27	2017/08/30	30.00
28920	Goldman Sachs SP (Asia) – Tencent European Wt Oct 2017 B	200,000,000	2017/02/27	2017/10/31	30.00
28910	Haitong Int'l Sec – AIA European Warrants Jun 2017 B	40,000,000	2017/02/27	2017/06/29	11.72
28909	Haitong Int'l Sec – AIA European Warrants Aug 2017 A	60,000,000	2017/02/27	2017/08/01	12.06
28886	Haitong Int'l Sec – BEA European Warrants Oct 2017 A	50,000,000	2017/02/27	2017/10/30	10.30
28905	Haitong Int'l Sec – CC Bank European Warrants Nov 2017 A	40,000,000	2017/02/27	2017/11/28	10.00
28891	Haitong Int'l Sec – CGN Power European Warrants Aug 2017 A	68,000,000	2017/02/27	2017/08/28	22.44
28890	Haitong Int'l Sec – COSCO Ship Port European Warrants Dec18A	68,000,000	2017/02/27	2018/12/24	12.65
28892	Haitong Int'l Sec – COSCO Sh Hold European Warrants Aug 17 A	30,000,000	2017/02/27	2017/08/28	11.10
28894	Haitong Int'l Sec – R&F Ppt European Warrants Mar 2018 A	68,000,000	2017/02/27	2018/03/26	10.27

MAIN BOARD WARRANTS

Code	Derivative warrants	No. of issue			Amount raised (HK\$mil.)
		(units)	Listing date	Expiry	
28907	Haitong Int'l Sec - Henganintl European Warrants Aug 2017 A	40,000,000	2017/02/27	2017/08/28	10.48
28885	Haitong Int'l Sec - HS Bank European Put Warrants Jun 2019 A	40,000,000	2017/02/27	2019/06/28	10.00
28887	Haitong Int'l Sec - Kingdee Int'l European Warrants Jun 18 A	15,000,000	2017/02/27	2018/06/29	11.10
28899	Haitong Int'l Sec - Kingsoft European Warrants Oct 2017 A	68,000,000	2017/02/27	2017/10/27	11.49
28901	Haitong Int'l Sec - Kingsoft European Warrants Jan 2018 A	50,000,000	2017/02/27	2018/01/29	10.95
28906	Haitong Int'l Sec - Lenovo European Warrants Aug 2017 B	40,000,000	2017/02/27	2017/08/28	10.00
28893	Haitong Int'l Sec - PICC European Warrants Jul 2018 A	68,000,000	2017/02/27	2018/07/27	10.34
28939	J P Morgan SP BV - BOCL European Warrants Sep 2017 C	100,000,000	2017/02/27	2017/09/01	25.50
28933	J P Morgan SP BV - China Life European Warrants Oct 2017 A	100,000,000	2017/02/27	2017/10/31	15.40
28937	J P Morgan SP BV - A50 China European Warrants Aug 2017 A	100,000,000	2017/02/27	2017/08/01	30.20
28926	J P Morgan SP BV - HSBC European Warrants Dec 2017 A	100,000,000	2017/02/27	2017/12/04	15.60
28941	J P Morgan SP BV - HSI European Warrants Nov 2017 A	300,000,000	2017/02/27	2017/11/29	75.30
28930	J P Morgan SP BV - Stanchart European Warrants Aug 2017 A	60,000,000	2017/02/27	2017/08/01	12.84
28879	SG Issuer - AIA European Warrants Jul 2017 D	80,000,000	2017/02/27	2017/07/05	13.60
28882	SG Issuer - BOCHK European Warrants Feb 2018 A	56,000,000	2017/02/27	2018/02/05	10.08
28911	SG Issuer - Ch Mob European Warrants Aug 2017 B	60,000,000	2017/02/27	2017/08/03	14.70
28913	SG Issuer - HSI European Put Warrants Aug 2017 E	150,000,000	2017/02/27	2017/08/30	22.50
28914	SG Issuer - ICBC European Warrants Aug 2017 C	80,000,000	2017/02/27	2017/08/03	12.00
28915	SG Issuer - Lenovo European Warrants Aug 2017 A	35,000,000	2017/02/27	2017/08/03	10.15
28916	UBS AG - CGS European Warrants Aug 2017 A	20,000,000	2017/02/27	2017/08/28	10.00
28917	UBS AG - China Mobile European Warrants Sep 2017 A	100,000,000	2017/02/27	2017/09/08	18.00
13344 #	Credit Suisse AG - Tencent Holdings European Wts Sep 2017 C	150,000,000	2017/02/27	2017/09/05	14.55
14448 #	UBS AG - HSBC European Warrants May 2017 A	110,000,000	2017/02/27	2017/05/22	10.01
15182 #	Credit Suisse AG - HSBC European Wts Jun 2017 B	215,000,000	2017/02/27	2017/06/23	10.11
29000	BNP Paribas Arbit Issu B.V. - BOCL European Wts Jun 2018 A	50,000,000	2017/02/28	2018/06/04	13.50
29001	BNP Paribas Arbit Issu B.V. - BYD European Wts Jan 2018 A	40,000,000	2017/02/28	2018/01/03	21.20
28996	BNP Paribas Arbit Issu B.V. - Geely Auto Euro Wts Jul 2018 A	70,000,000	2017/02/28	2018/07/04	18.20
28997	BNP Paribas Arbit Issu B.V. - Sunny Optical Eu Wt Oct 2017 B	40,000,000	2017/02/28	2017/10/04	16.00
29007	Credit Suisse AG - HSBC European Wts Sep 2017 B	100,000,000	2017/02/28	2017/09/07	25.00
29008	Credit Suisse AG - HSBC European Wts Nov 2017 A	100,000,000	2017/02/28	2017/11/30	25.00
28960	HK Bank - CKH European Warrants Sep 2017 A	40,000,000	2017/02/28	2017/09/29	10.00
28965	HK Bank - Greatwall Motor European Warrants Oct 2018 A	80,000,000	2017/02/28	2018/10/26	12.80
28964	HK Bank - Lenovo European Warrants Sep 2017 B	40,000,000	2017/02/28	2017/09/29	10.00
29006	HK Bank - SHK Ppt European Warrants Sep 2017 A	40,000,000	2017/02/28	2017/09/29	12.00
28958	Haitong Int'l Sec - AIA European Warrants Oct 2017 A	40,000,000	2017/02/28	2017/10/30	10.00
28953	Haitong Int'l Sec - Crphoenixhealth European Warrants Feb18A	60,000,000	2017/02/28	2018/02/21	10.20
28947	Haitong Int'l Sec - Geely Auto European Warrants Jul 2018 A	50,000,000	2017/02/28	2018/07/18	14.70
28949	Haitong Int'l Sec - Geely Auto European Put Warrants Dec17 A	55,000,000	2017/02/28	2017/12/21	10.01
29010	Haitong Int'l Sec - GWMC European Warrants Oct 2018 A	80,000,000	2017/02/28	2018/10/18	20.00
28952	Haitong Int'l Sec - Sino Biopharm European Warrants Jul 19 A	60,000,000	2017/02/28	2019/07/30	15.00
28950	Haitong Int'l Sec - Weigao Group European Warrants Dec 2018A	80,000,000	2017/02/28	2018/12/31	20.00
28957	Haitong Int'l Sec - Sh Pharma European Warrants Jun 2018 A	25,000,000	2017/02/28	2018/06/29	12.00
29014	J P Morgan SP BV - Greatwall Motor European Wts Oct 2018 A	100,000,000	2017/02/28	2018/10/31	16.90
29011	J P Morgan SP BV - SHK Ppt European Warrants Sep 2017 A	100,000,000	2017/02/28	2017/09/04	32.30

MAIN BOARD WARRANTS

Code	Derivative warrants	No. of issue			Amount raised (HK\$mil.)
		(units)	Listing date	Expiry	
28945	Macquarie Bank Ltd. – Greatwall Motor European Wts Jul 2018 A	40,000,000	2017/02/28	2018/07/04	10.00
28943	Macquarie Bank Ltd. – Sinopharm European Warrants Apr 2018 A	13,000,000	2017/02/28	2018/04/18	10.01
28944	Macquarie Bank Ltd. – Tencent European Warrants Oct 2017 A	20,000,000	2017/02/28	2017/10/04	10.00
28975	SG Issuer – BOCOM European Warrants Sep 2017 A	30,000,000	2017/02/28	2017/09/05	10.05
28977	SG Issuer – CKP European Warrants Sep 2017 A	40,000,000	2017/02/28	2017/09/05	10.00
28984	SG Issuer – HSBC European Warrants Dec 2017 B	80,000,000	2017/02/28	2017/12/05	20.00
28985	SG Issuer – HSBC European Warrants Jul 2018 A	80,000,000	2017/02/28	2018/07/05	20.00
28986	SG Issuer – NewWorld Dev Eu Wt Sep 2017 A	15,000,000	2017/02/28	2017/09/05	10.05
28995	SG Issuer – SHK P European Warrants Nov 2017 A	25,000,000	2017/02/28	2017/11/03	10.00
28967	UBS AG – BankComm European Warrants Aug 2017 A	40,000,000	2017/02/28	2017/08/28	10.00
28971	UBS AG – BYD European Warrants Jun 2017 A	40,000,000	2017/02/28	2017/06/28	10.00
28969	UBS AG – Greatwall Motor European Warrants Aug 2017 A	40,000,000	2017/02/28	2017/08/28	24.52
29016	UBS AG – HSBC European Warrants Jun 2017 D	100,000,000	2017/02/28	2017/06/01	15.60
28966	UBS AG – Ping An European Put Warrants May 2017 E	70,000,000	2017/02/28	2017/05/31	10.50
29015	UBS AG – SMIC European Warrants Aug 2017 A	60,000,000	2017/02/28	2017/08/28	15.00
28970	UBS AG – SMIC European Warrants Oct 2017 A	70,000,000	2017/02/28	2017/10/24	10.50
29019	BOCI Asia Ltd. – CNOOC European Warrants Sep 2017 A	100,000,000	2017/03/01	2017/09/28	33.10
29018	BOCI Asia Ltd. – HSBC European Warrants Sep 2017 B	200,000,000	2017/03/01	2017/09/11	50.20
29020	BOCI Asia Ltd. – SHK Ppt European Warrants Sep 2017 A	100,000,000	2017/03/01	2017/09/29	28.80
29054	BNP Paribas Arbit Issu B.V. – BOCHK European Wts Apr 2018 A	50,000,000	2017/03/01	2018/04/04	13.00
10455	BNP Paribas Arbit Issu B.V. – EUR/USD Euro Wts Dec 2017 A	50,000,000	2017/03/01	2017/12/22	12.50
10456	BNP Paribas Arbit Issu B.V. – EUR/USD Euro Put Wt Dec 2017 B	50,000,000	2017/03/01	2017/12/22	12.50
10454	BNP Paribas Arbit Issu B.V. – GBP/USD European Wts Dec 2017 A	50,000,000	2017/03/01	2017/12/22	12.50
10457	BNP Paribas Arbit Issu B.V. – Oil Futures Euro Wt May 2018 A	50,000,000	2017/03/01	2018/05/18	12.50
10458	BNP Paribas Arbit Issu B.V. – Oil Futures Eu Put Wt May 18 B	50,000,000	2017/03/01	2018/05/18	12.50
29100	Credit Suisse AG – China Mobile European Warrants Jul 2017 D	60,000,000	2017/03/01	2017/07/31	13.80
29095	Credit Suisse AG – GAC European Warrants Dec 2017 A	50,000,000	2017/03/01	2017/12/28	12.50
29107	Credit Suisse AG – Geely Auto European Warrants Aug 2017 B	25,000,000	2017/03/01	2017/08/31	31.00
29105	Credit Suisse AG – Greatwall Motor European Wts Aug 2017 A	20,000,000	2017/03/01	2017/08/31	15.40
29096	Credit Suisse AG – HSBC European Wts Jun 2017 D	100,000,000	2017/03/01	2017/06/01	15.00
29056	Goldman Sachs SP (Asia) – China Life Euro Wts Jun 2017 E	25,000,000	2017/03/01	2017/06/02	11.20
29055	Goldman Sachs SP (Asia) – Tencent European Wt Jun 2017 H	30,000,000	2017/03/01	2017/06/27	14.28
29089	J P Morgan SP BV – BYD European Warrants Sep 2017 B	100,000,000	2017/03/01	2017/09/04	25.10
29090	J P Morgan SP BV – Ch Molybdenum European Warrants Oct 2017 A	100,000,000	2017/03/01	2017/10/03	36.70
29093	J P Morgan SP BV – Ch Overseas European Warrants Mar 2018 A	100,000,000	2017/03/01	2018/03/01	25.00
29086	J P Morgan SP BV – HSBC European Warrants Jun 2017 C	100,000,000	2017/03/01	2017/06/05	16.00
29091	J P Morgan SP BV – New World Dev European Wts Oct 2017 A	40,000,000	2017/03/01	2017/10/03	12.08
29071	Macquarie Bank Ltd. – Angang Steel European Wts Jan 2019 A	40,000,000	2017/03/01	2019/01/17	10.00
29040	Macquarie Bank Ltd. – BankComm European Warrants Mar 2018 A	24,000,000	2017/03/01	2018/03/02	10.30
29082	Macquarie Bank Ltd. – BYD European Warrants Oct 2017 A	16,000,000	2017/03/01	2017/10/04	10.00
29079	Macquarie Bank Ltd. – Ch Molybdenum European Wts Feb 2019 A	11,000,000	2017/03/01	2019/02/15	10.19
29049	Macquarie Bank Ltd. – China Overseas European Put Wts Jan18A	40,000,000	2017/03/01	2018/01/03	10.00
29039	Macquarie Bank Ltd. – China Taiping European Wts Nov 2017 A	38,000,000	2017/03/01	2017/11/02	10.15
29076	Macquarie Bank Ltd. – Nine Dragons European Wts May 2018 A	40,000,000	2017/03/01	2018/05/17	10.00

MAIN BOARD WARRANTS

Code	Derivative warrants	No. of issue			Amount raised (HK\$mil.)
		(units)	Listing date	Expiry	
29051	SG Issuer – Link REIT European Warrants Nov 2017 A	32,000,000	2017/03/01	2017/11/03	10.08
29108	UBS AG – HSBC European Put Warrants Aug 2017 B	100,000,000	2017/03/01	2017/08/31	26.00
29111	UBS AG – Ping An European Warrants Jul 2017 A	100,000,000	2017/03/01	2017/07/26	15.00
29109	UBS AG – SHK Ppt European Warrants Aug 2017 A	40,000,000	2017/03/01	2017/08/31	10.80
29196	Credit Suisse AG – Ch Molybdenum European Warrants Sep 2017A	35,000,000	2017/03/02	2017/09/01	11.20
29208	Credit Suisse AG – New World Dev European Wts Sep 2017 A	25,000,000	2017/03/02	2017/09/01	11.75
29131	Credit Suisse AG – Tencent Holdings European Wts Sep 2017 E	150,000,000	2017/03/02	2017/09/29	22.50
29115	Goldman Sachs SP (Asia) – China Life Euro Wts Sep 2017 C	100,000,000	2017/03/02	2017/09/28	15.00
29159	Haitong Int'l Sec – BYD European Warrants Sep 2017 B	40,000,000	2017/03/02	2017/09/04	10.20
29160	Haitong Int'l Sec – China Cinda European Warrants Sep 2017 A	40,000,000	2017/03/02	2017/09/29	10.00
29158	Haitong Int'l Sec – China Mobile European Warrants Aug 2017A	60,000,000	2017/03/02	2017/08/18	12.72
29163	Haitong Int'l Sec – Ch Molybdenum European Warrants Sep 17 A	35,000,000	2017/03/02	2017/09/28	10.85
29146	Haitong Int'l Sec – Ch Overseas European Warrants Oct 2017 A	50,000,000	2017/03/02	2017/10/09	10.90
29149	Haitong Int'l Sec – Ch Overseas European Warrants Dec 2017 A	50,000,000	2017/03/02	2017/12/22	10.50
29169	Haitong Int'l Sec – GAC European Warrants Dec 2017 A	40,000,000	2017/03/02	2017/12/28	10.00
29144	Haitong Int'l Sec – Gome European Warrants Aug 2018 A	50,000,000	2017/03/02	2018/08/08	14.50
29164	Haitong Int'l Sec – HKEX European Warrants Nov 2017 A	68,000,000	2017/03/02	2017/11/28	10.20
29170	Haitong Int'l Sec – HSBC European Warrants Sep 2017 B	68,000,000	2017/03/02	2017/09/27	11.22
29174	Haitong Int'l Sec – HSBC European Put Warrants Dec 2017 A	40,000,000	2017/03/02	2017/12/29	10.00
29132	Haitong Int'l Sec – Poly Property European Warrants Dec 17 B	25,000,000	2017/03/02	2017/12/08	12.00
29134	Haitong Int'l Sec – Sh Petrochem European Warrants Dec 2017A	20,000,000	2017/03/02	2017/12/18	11.40
29155	Haitong Int'l Sec – Tencent European Warrants Sep 2017 D	65,000,000	2017/03/02	2017/09/25	10.14
29222	J P Morgan SP BV – China Mob European Wts Jun 2017 C	100,000,000	2017/03/02	2017/06/12	15.10
29218	J P Morgan SP BV – Tencent European Warrants Jun 2017 F	100,000,000	2017/03/02	2017/06/02	20.70
29220	J P Morgan SP BV – Tencent European Warrants Oct 2017 C	200,000,000	2017/03/02	2017/10/03	30.40
29221	J P Morgan SP BV – Tencent European Warrants Jan 2018 A	100,000,000	2017/03/02	2018/01/03	25.00
29219	J P Morgan SP BV – Tencent European Warrants Mar 2018 B	200,000,000	2017/03/02	2018/03/01	30.00
29175	Macquarie Bank Ltd. – HKEX European Warrants Oct 2017 D	23,000,000	2017/03/02	2017/10/04	10.03
29184	Macquarie Bank Ltd. – SUNAC European Warrants Nov 2017 A	12,000,000	2017/03/02	2017/11/13	10.01
29188	SG Issuer – BOCL European Warrants Oct 2017 A	80,000,000	2017/03/02	2017/10/06	12.00
29195	SG Issuer – HSI European Warrants Mar 2018 B	150,000,000	2017/03/02	2018/03/28	37.50
29118	SG Issuer – Tencent European Warrants Mar 2018 B	200,000,000	2017/03/02	2018/03/05	30.00
29240	Credit Suisse AG – AIA European Warrants Oct 2017 C	70,000,000	2017/03/03	2017/10/31	17.50
29242	Goldman Sachs SP (Asia) – AIA European Warrants Sep 2017 A	80,000,000	2017/03/03	2017/09/29	20.00
29247	Goldman Sachs SP (Asia) – HSI European Put Wts Aug 2017 D	200,000,000	2017/03/03	2017/08/30	30.00
29228	Macquarie Bank Ltd. – Kingdee Int'l European Wts Jan 2018 B	22,000,000	2017/03/03	2018/01/16	10.12
29229	SG Issuer – China Life European Warrants Apr 2018 A	120,000,000	2017/03/03	2018/04/06	30.00
29225	UBS AG – AIA European Put Warrants Aug 2017 B	70,000,000	2017/03/03	2017/08/24	11.90
29227	UBS AG – China Vanke European Warrants Aug 2017 B	70,000,000	2017/03/03	2017/08/07	10.50
12771 #	BOCI Asia Ltd. – Tencent Holdings European Wts Sep 2017 C	100,000,000	2017/03/03	2017/09/29	13.30
29268	BOCI Asia Ltd. – China Unicom European Warrants Oct 2017 A	100,000,000	2017/03/06	2017/10/16	36.00
29270	Credit Suisse AG – HSBC European Wts Jun 2017 E	100,000,000	2017/03/06	2017/06/26	22.00
29285	Goldman Sachs SP (Asia) – HSI European Put Wts Sep 2017 B	200,000,000	2017/03/06	2017/09/28	30.00
29278	Goldman Sachs SP (Asia) – Ping An European Wts Jun 2017 B	100,000,000	2017/03/06	2017/06/27	15.00

MAIN BOARD WARRANTS

Code	Derivative warrants	No. of issue			Amount raised (HK\$mil.)
		(units)	Listing date	Expiry	
29266	Haitong Int'l Sec - AIA European Put Warrants Aug 2017 B	60,000,000	2017/03/06	2017/08/31	10.32
29261	Haitong Int'l Sec - CKH European Warrants Oct 2017 A	40,000,000	2017/03/06	2017/10/04	10.04
29265	Haitong Int'l Sec - China Telecom European Warrants Sep 17 A	40,000,000	2017/03/06	2017/09/29	10.00
29262	Haitong Int'l Sec - HSBC European Warrants Sep 2017 C	40,000,000	2017/03/06	2017/09/06	10.00
29269	Haitong Int'l Sec - Tencent European Warrants Jun 2017 C	68,000,000	2017/03/06	2017/06/28	10.20
29264	Haitong Int'l Sec - Tencent European Warrants Jan 2018 A	80,000,000	2017/03/06	2018/01/03	20.00
29254	Macquarie Bank Ltd. - COSCO Sh Hold European Wts Dec 2017 A	16,000,000	2017/03/06	2017/12/04	10.18
29256	Macquarie Bank Ltd. - HKEX European Warrants Oct 2017 E	6,500,000	2017/03/06	2017/10/04	10.00
29259	Macquarie Bank Ltd. - Tencent European Warrants Oct 2017 B	10,000,000	2017/03/06	2017/10/04	10.00
24058 #	Credit Suisse AG - Ping An European Warrants Sep 2017 A	230,000,000	2017/03/06	2017/09/29	10.12
29295	BNP Paribas Arbit Issu B.V. - China Life Euro Wts Oct 2017 C	80,000,000	2017/03/07	2017/10/04	13.60
29292	BNP Paribas Arbit Issu B.V. - China Life Eu Put Wt Jul 2018A	60,000,000	2017/03/07	2018/07/04	15.00
29290	BNP Paribas Arbit Issu B.V. - HKEX Euro Put Wts Jan 2018 B	60,000,000	2017/03/07	2018/01/03	10.20
29291	BNP Paribas Arbit Issu B.V. - Ping An Eur Put Wts Jan 2018 B	60,000,000	2017/03/07	2018/01/03	15.00
29343	Credit Suisse AG - China Life European Warrants Sep 2017 D	80,000,000	2017/03/07	2017/09/29	12.00
29335	Goldman Sachs SP (Asia) - HKEX European Put Wts Aug 2017 B	100,000,000	2017/03/07	2017/08/01	15.00
29336	Goldman Sachs SP (Asia) - HSBC European Warrants Jun 2017 E	100,000,000	2017/03/07	2017/06/23	15.00
29297	Haitong Int'l Sec - BJ Ent Water European Warrants Aug 2019A	100,000,000	2017/03/07	2019/08/08	25.40
29312	Haitong Int'l Sec - Ch Comm Cons European Warrants Oct 2019A	80,000,000	2017/03/07	2019/10/30	20.00
29307	Haitong Int'l Sec - Ch LongYuan European Warrants May 2019 A	80,000,000	2017/03/07	2019/05/31	20.32
29317	Haitong Int'l Sec - CNBM European Warrants Sep 2017 A	26,000,000	2017/03/07	2017/09/07	10.14
29318	Haitong Int'l Sec - CQRC Bank European Warrants Jan 2018 A	20,000,000	2017/03/07	2018/01/31	13.20
29298	Haitong Int'l Sec - China Railway European Warrants Oct 19 A	80,000,000	2017/03/07	2019/10/30	20.00
29310	Haitong Int'l Sec - CRCC European Warrants Dec 2018 A	40,000,000	2017/03/07	2018/12/31	10.24
29311	Haitong Int'l Sec - CRRC European Warrants Dec 2019 A	80,000,000	2017/03/07	2019/12/31	20.00
29325	Haitong Int'l Sec - CSOP A50 ETF European Warrants Sep 2017A	40,000,000	2017/03/07	2017/09/07	11.20
29309	Haitong Int'l Sec - China Shenhua European Warrants Oct 17 A	65,000,000	2017/03/07	2017/10/26	11.12
29320	Haitong Int'l Sec - A50 China European Warrants Jul 2017 B	40,000,000	2017/03/07	2017/07/26	11.60
29358	J P Morgan SP BV - AIA European Warrants Aug 2017 B	100,000,000	2017/03/07	2017/08/01	15.40
29347	J P Morgan SP BV - JX Copper European Warrants Sep 2017 A	30,000,000	2017/03/07	2017/09/01	16.77
29296	Macquarie Bank Ltd. - Anta Sports European Wts Jan 2018 A	28,000,000	2017/03/07	2018/01/15	10.05
29288	Macquarie Bank Ltd. - HSBC European Warrants Oct 2017 C	31,000,000	2017/03/07	2017/10/04	10.29
29289	SG Issuer - AIA European Warrants Nov 2017 A	80,000,000	2017/03/07	2017/11/03	20.00
29361	UBS AG - CKH European Warrants Jun 2017 C	70,000,000	2017/03/07	2017/06/23	10.50
29363	UBS AG - Sands China European Warrants Jul 2017 D	70,000,000	2017/03/07	2017/07/05	10.50
29379	BOCI Asia Ltd. - China Life European Warrants Sep 2017 C	200,000,000	2017/03/08	2017/09/29	30.00
29412	BNP Paribas Arbit Issu B.V. - CKI Holdings Euro Wts Jan 18 A	30,000,000	2017/03/08	2018/01/03	10.50
29401	BNP Paribas Arbit Issu B.V. - CM Bank Euro Warrants Oct 18 A	40,000,000	2017/03/08	2018/10/03	10.80
29407	BNP Paribas Arbit Issu B.V. - Evergrande Euro Wts Feb 2018 A	25,000,000	2017/03/08	2018/02/02	15.00
29397	BNP Paribas Arbit Issu B.V. - SHK Ppt Euro Warrants Jan 18 A	30,000,000	2017/03/08	2018/01/03	14.40
29434	Credit Suisse AG - Galaxy Ent European Put Wts Sep 2017 A	50,000,000	2017/03/08	2017/09/07	12.50
29459	Goldman Sachs SP (Asia) - BOCL European Warrants Aug 2017 B	80,000,000	2017/03/08	2017/08/28	12.00
29388	Goldman Sachs SP (Asia) - Galaxy Ent European Wts Jun 2017 B	60,000,000	2017/03/08	2017/06/27	10.02
29435	Goldman Sachs SP (Asia) - Tencent European Wt Oct 2017 C	250,000,000	2017/03/08	2017/10/03	37.50

MAIN BOARD WARRANTS

Code	Derivative warrants	No. of issue			Amount raised (HK\$mil.)
		(units)	Listing date	Expiry	
29386	HK Bank – China Tel European Warrants Sep 2017 A	50,000,000	2017/03/08	2017/09/29	12.50
29383	HK Bank – HSI European Warrants Sep 2017 C	180,000,000	2017/03/08	2017/09/28	27.00
29384	HK Bank – HSI European Warrants Nov 2017 A	180,000,000	2017/03/08	2017/11/29	27.00
29385	HK Bank – HSI European Put Warrants Oct 2017 A	180,000,000	2017/03/08	2017/10/30	27.00
29415	Haitong Int'l Sec – China Life European Warrants Jun 2017 A	70,000,000	2017/03/08	2017/06/23	10.50
29416	Haitong Int'l Sec – CNOOC European Warrants Jul 2018 A	70,000,000	2017/03/08	2018/07/31	10.50
29422	Haitong Int'l Sec – ZTE European Warrants Jul 2017 A	70,000,000	2017/03/08	2017/07/27	10.50
29483	J P Morgan SP BV – BJ Ent Water European Warrants Mar 2019 A	100,000,000	2017/03/08	2019/03/01	25.00
29495	J P Morgan SP BV – Ch Comm Cons European Warrants Oct 2017 A	60,000,000	2017/03/08	2017/10/03	33.60
29482	J P Morgan SP BV – CNOOC European Warrants Aug 2017 B	100,000,000	2017/03/08	2017/08/01	29.50
29465	J P Morgan SP BV – Galaxy Ent European Warrants Nov 2017 A	100,000,000	2017/03/08	2017/11/01	25.10
29480	J P Morgan SP BV – Galaxy Ent European Put Wts Oct 2017 A	100,000,000	2017/03/08	2017/10/04	33.00
29481	J P Morgan SP BV – Sands China European Warrants Dec 2017 A	100,000,000	2017/03/08	2017/12/04	25.30
29496	J P Morgan SP BV – ZTE European Warrants Dec 2017 B	70,000,000	2017/03/08	2017/12/04	10.64
29393	Macquarie Bank Ltd. – Foxconn European Warrants Dec 2017 A	30,000,000	2017/03/08	2017/12/04	10.35
29396	Macquarie Bank Ltd. – ZTE European Warrants Feb 2018 A	40,000,000	2017/03/08	2018/02/12	10.00
29502	UBS AG – Galaxy Ent European Warrants Oct 2017 A	50,000,000	2017/03/08	2017/10/11	12.50
29497	UBS AG – ZTE European Warrants Jul 2017 A	70,000,000	2017/03/08	2017/07/27	10.50
29565	BOCI Asia Ltd. – Galaxy Ent European Warrants Aug 2017 B	100,000,000	2017/03/09	2017/08/28	21.10
29585	BOCI Asia Ltd. – Galaxy Ent European Put Warrants Aug 2017 C	100,000,000	2017/03/09	2017/08/24	17.10
29586	BOCI Asia Ltd. – Sands China European Put Wts Aug 2017 A	100,000,000	2017/03/09	2017/08/28	16.40
29617	Credit Suisse AG – Ch Comm Cons European Warrants Oct 2017 B	25,000,000	2017/03/09	2017/10/03	14.00
29618	Credit Suisse AG – Galaxy Ent European Warrants Oct 2017 A	50,000,000	2017/03/09	2017/10/06	12.50
29620	Bank of East Asia – Ch Comm Cons European Wts Nov 2018 A	50,000,000	2017/03/09	2018/11/28	12.75
29619	Bank of East Asia – CNBM European Warrants Oct 2017 A	20,000,000	2017/03/09	2017/10/03	10.24
29621	Goldman Sachs SP (Asia) – China Mobile Euro Wts Jul 2017 B	60,000,000	2017/03/09	2017/07/26	10.08
29527	Goldman Sachs SP (Asia) – HSBC European Warrants Jun 2017 F	120,000,000	2017/03/09	2017/06/28	18.00
29562	Goldman Sachs SP (Asia) – HSBC European Warrants Aug 2017 A	120,000,000	2017/03/09	2017/08/28	18.00
29564	Goldman Sachs SP (Asia) – HSBC European Warrants Sep 2017 B	120,000,000	2017/03/09	2017/09/27	18.00
29524	Goldman Sachs SP (Asia) – Tencent European Wt Aug 2017 C	250,000,000	2017/03/09	2017/08/28	37.50
29522	Goldman Sachs SP (Asia) – Tencent European Wt Nov 2017 B	250,000,000	2017/03/09	2017/11/28	37.50
29626	J P Morgan SP BV – Tencent European Warrants Jun 2017 G	100,000,000	2017/03/09	2017/06/30	49.80
29604	Macquarie Bank Ltd. – ASM Pacific European Wts Oct 2018 A	28,000,000	2017/03/09	2018/10/16	10.02
29615	Macquarie Bank Ltd. – GAC European Wts Apr 2018 B	41,000,000	2017/03/09	2018/04/04	10.25
29613	Macquarie Bank Ltd. – ICBC European Warrants Oct 2017 A	41,000,000	2017/03/09	2017/10/04	10.29
29635	BOCI Asia Ltd. – HSI European Warrants Sep 2017 B	100,000,000	2017/03/10	2017/09/28	15.00
29637	BOCI Asia Ltd. – HSI European Warrants Nov 2017 A	100,000,000	2017/03/10	2017/11/29	15.00
29646	BOCI Asia Ltd. – HSI European Put Warrants Oct 2017 A	100,000,000	2017/03/10	2017/10/30	15.00
29742	HK Bank – HKEX European Warrants Dec 2017 A	100,000,000	2017/03/10	2017/12/27	15.00
29739	HK Bank – KECL European Warrants Sep 2017 A	40,000,000	2017/03/10	2017/09/29	14.00
29719	Haitong Int'l Sec – HSI European Warrants Sep 2017 B	150,000,000	2017/03/10	2017/09/28	31.80
29702	Haitong Int'l Sec – HSI European Warrants Jan 2018 A	150,000,000	2017/03/10	2018/01/30	22.95
29716	Haitong Int'l Sec – HSI European Warrants Mar 2018 A	150,000,000	2017/03/10	2018/03/28	30.30
29698	Haitong Int'l Sec – HSI European Warrants Dec 2018 A	150,000,000	2017/03/10	2018/12/28	37.65

MAIN BOARD WARRANTS

Code	Derivative warrants	No. of issue			Amount raised (HK\$mil.)
		(units)	Listing date	Expiry	
29729	Haitong Int'l Sec - HSI European Put Warrants Dec 2017 A	150,000,000	2017/03/10	2017/12/28	37.50
29748	J P Morgan SP BV - Huaneng Power European Wts Dec 2017 A	60,000,000	2017/03/10	2017/12/01	17.52
29665	Macquarie Bank Ltd. - CM Bank European Put Warrants Apr 18 B	40,000,000	2017/03/10	2018/04/04	10.00
29694	Macquarie Bank Ltd. - Tencent European Warrants Oct 2017 C	10,000,000	2017/03/10	2017/10/04	18.63
29870	Credit Suisse AG - KECL European Warrants Sep 2017 A	35,000,000	2017/03/13	2017/09/14	10.50
29825	HK Bank - CNOOC European Warrants Sep 2017 A	30,000,000	2017/03/13	2017/09/29	15.00
29833	HK Bank - Sinopec Corp European Warrants Sep 2017 B	30,000,000	2017/03/13	2017/09/29	12.00
29834	HK Bank - CSOP A50 ETF European Warrants Sep 2017 A	35,000,000	2017/03/13	2017/09/29	10.50
29793	Haitong Int'l Sec - Agricultural Bk European Warrants Dec17A	80,000,000	2017/03/13	2017/12/29	20.00
29780	Haitong Int'l Sec - Agricultural Bk European Warrants Jan18A	68,000,000	2017/03/13	2018/01/24	11.56
29795	Haitong Int'l Sec - Ch Comm Cons European Warrants Sep 2017B	25,000,000	2017/03/13	2017/09/18	10.50
29774	Haitong Int'l Sec - Cathay Pacific European Warrants Dec18 A	68,000,000	2017/03/13	2018/12/28	17.00
29770	Haitong Int'l Sec - Guangdong Inv European Warrants Dec 18 A	50,000,000	2017/03/13	2018/12/28	12.75
29753	Haitong Int'l Sec - Galaxy Ent European Warrants Sep 2017 A	35,000,000	2017/03/13	2017/09/29	10.54
29754	Haitong Int'l Sec - Galaxy Ent European Warrants Dec 2017 A	55,000,000	2017/03/13	2017/12/21	10.29
29809	Haitong Int'l Sec - Sino-Ocean Gp European Warrants Apr2018A	20,000,000	2017/03/13	2018/04/30	12.20
29775	Haitong Int'l Sec - SinoTrans European Warrants Aug 2018 A	20,000,000	2017/03/13	2018/08/08	12.40
29765	Haitong Int'l Sec - Want Want China European Warrants Dec17A	30,000,000	2017/03/13	2017/12/18	10.80
29880	J P Morgan SP BV - Foxconn European Warrants Dec 2017 A	40,000,000	2017/03/13	2017/12/29	10.04
29842	Macquarie Bank Ltd. - China Res Gas European Wts Feb 2018 A	20,000,000	2017/03/13	2018/02/20	10.60
29868	Macquarie Bank Ltd. - Techtronic Ind European Wts Jan 2018 A	36,000,000	2017/03/13	2018/01/16	10.01
29869	SG Issuer - SMIC European Warrants Aug 2017 A	70,000,000	2017/03/13	2017/08/21	13.65
11071	BNP Paribas Arbit Issu B.V. - China Tel Euro Wts Feb 2018 A	40,000,000	2017/03/14	2018/02/02	10.40
11068	BNP Paribas Arbit Issu B.V. - Jiangxi Copper Eu Wt Jan 2018A	80,000,000	2017/03/14	2018/01/29	16.00
11067	Credit Suisse AG - Cathay Pacific European Warrants Oct 17 A	15,000,000	2017/03/14	2017/10/04	10.05
11075	Goldman Sachs SP (Asia) - CNOOC European Warrants Jul 2017 B	60,000,000	2017/03/14	2017/07/27	10.14
29944	Haitong Int'l Sec - BOC HK European Warrants Nov 2017 A	40,000,000	2017/03/14	2017/11/30	10.08
29943	Haitong Int'l Sec - BOC HK European Put Warrants Mar 2018 A	40,000,000	2017/03/14	2018/03/29	10.28
11059	Haitong Int'l Sec - BOCL European Warrants Aug 2018 A	68,000,000	2017/03/14	2018/08/28	17.68
29939	Haitong Int'l Sec - China Gas Hold European Warrants Nov 17A	68,000,000	2017/03/14	2017/11/28	10.27
29940	Haitong Int'l Sec - Gome European Warrants May 2018 A	80,000,000	2017/03/14	2018/05/28	20.80
11044	Haitong Int'l Sec - HKEX European Put Warrants Mar 2019 A	80,000,000	2017/03/14	2019/03/28	20.00
29921	Haitong Int'l Sec - HSBC European Warrants Sep 2017 D	28,000,000	2017/03/14	2017/09/28	10.67
29922	Haitong Int'l Sec - HSBC European Put Warrants Jun 2018 A	40,000,000	2017/03/14	2018/06/29	11.00
29941	Haitong Int'l Sec - Ping An European Warrants Oct 2017 B	50,000,000	2017/03/14	2017/10/23	10.00
11045	Haitong Int'l Sec - Sh Electric European Warrants Feb 2018 A	18,000,000	2017/03/14	2018/02/08	11.70
11088	J P Morgan SP BV - China Tel European Warrants Nov 2017 A	80,000,000	2017/03/14	2017/11/01	12.08
11098	J P Morgan SP BV - Evergrande European Warrants Sep 2017 A	60,000,000	2017/03/14	2017/09/04	13.26
11108	J P Morgan SP BV - HSI European Put Warrants Oct 2017 C	300,000,000	2017/03/14	2017/10/30	46.80
11102	J P Morgan SP BV - PetroChina European Warrants Oct 2017 A	100,000,000	2017/03/14	2017/10/03	25.80
11042	Macquarie Bank Ltd. - HKEX European Warrants Oct 2017 F	23,000,000	2017/03/14	2017/10/04	10.03
29946	Macquarie Bank Ltd. - HN Renewables European Wts Jan 2018 A	20,000,000	2017/03/14	2018/01/16	10.00
11063	SG Issuer - Li & Fung European Warrants Nov 2017 A	35,000,000	2017/03/14	2017/11/03	10.15
11064	SG Issuer - ZTE European Warrants Sep 2017 A	60,000,000	2017/03/14	2017/09/22	12.00

MAIN BOARD WARRANTS

Code	Derivative warrants	No. of issue			Amount raised (HK\$mil.)
		(units)	Listing date	Expiry	
12892 #	Credit Suisse AG – Car Inc European Warrants Dec 2017 A	100,000,000	2017/03/14	2017/12/29	10.10
11197	Credit Suisse AG – Yuexiu Property European Wts Feb 2018 A	40,000,000	2017/03/15	2018/02/28	10.00
11115	Goldman Sachs SP (Asia) – HSI European Warrants Sep 2017 C	200,000,000	2017/03/15	2017/09/28	30.00
11129	Haitong Int'l Sec – CNOOC European Warrants Jul 2017 A	68,000,000	2017/03/15	2017/07/28	10.88
11141	Haitong Int'l Sec – CNOOC European Warrants Sep 2017 A	68,000,000	2017/03/15	2017/09/25	10.20
11160	Haitong Int'l Sec – Huaneng European Warrants Sep 2017 A	28,000,000	2017/03/15	2017/09/18	10.64
11162	Haitong Int'l Sec – Li & Fung European Warrants Dec 2017 B	40,000,000	2017/03/15	2017/12/18	10.40
11163	Haitong Int'l Sec – Lenovo European Warrants Jul 2017 A	60,000,000	2017/03/15	2017/07/24	11.70
11167	Haitong Int'l Sec – Sunny Optical European Warrants Sep 17 A	40,000,000	2017/03/15	2017/09/18	22.00
11228	J P Morgan SP BV – PSBC European Warrants Oct 2017 A	40,000,000	2017/03/15	2017/10/03	10.04
11188	SG Issuer – Geely Auto European Warrants Aug 2017 C	10,000,000	2017/03/15	2017/08/24	12.30
11193	SG Issuer – Geely Auto European Warrants Sep 2017 C	10,000,000	2017/03/15	2017/09/27	10.00
11196	SG Issuer – Kingsoft European Warrants Nov 2017 A	60,000,000	2017/03/15	2017/11/03	10.20
11112	SG Issuer – PICC European Warrants Oct 2017 A	38,000,000	2017/03/15	2017/10/06	10.07
11211	UBS AG – Evergrande European Warrants Sep 2017 A	40,000,000	2017/03/15	2017/09/14	10.00
14149 #	UBS AG – CNOOC European Warrants May 2018 B	200,000,000	2017/03/15	2018/05/28	10.80
11242	Credit Suisse AG – CNOOC European Warrants Jul 2017 B	50,000,000	2017/03/16	2017/07/27	12.50
11241	Goldman Sachs SP (Asia) – China Tel European Wts Sep 2017 A	50,000,000	2017/03/16	2017/09/27	10.00
11234	Goldman Sachs Sp (Asia) – ICBC European Warrants Aug 2017 A	80,000,000	2017/03/16	2017/08/28	12.00
11265	J P Morgan SP BV – China Gas Hold European Wts Nov 2017 A	70,000,000	2017/03/16	2017/11/27	10.57
11259	J P Morgan SP BV – CITIC Sec European Warrants Dec 2017 A	70,000,000	2017/03/16	2017/12/29	10.64
11254	J P Morgan SP BV – CNOOC European Warrants Oct 2017 A	100,000,000	2017/03/16	2017/10/03	46.80
11244	J P Morgan SP BV – HSI European Warrants Oct 2017 D	300,000,000	2017/03/16	2017/10/30	75.30
11266	J P Morgan SP BV – PICC Group European Warrants Dec 2017 A	60,000,000	2017/03/16	2017/12/04	15.24
11229	SG Issuer – CNOOC European Warrants Oct 2017 A	20,000,000	2017/03/16	2017/10/06	10.00
11270	UBS AG – China National Building European Wts Aug 2017 B	50,000,000	2017/03/16	2017/08/31	12.45
11268	UBS AG – PetroChina European Warrants Aug 2017 A	50,000,000	2017/03/16	2017/08/23	11.90
11297	BOCI Asia Ltd. – CC Bank European Warrants Aug 2017 B	100,000,000	2017/03/17	2017/08/24	19.00
11401	Credit Suisse AG – CITIC Sec European Warrants Dec 2017 B	70,000,000	2017/03/17	2017/12/28	10.50
11379	Credit Suisse AG – China Shenhua European Wts Oct 2017 B	70,000,000	2017/03/17	2017/10/26	10.50
11402	Credit Suisse AG – PetroChina European Warrants Aug 2017 A	55,000,000	2017/03/17	2017/08/23	10.84
11310	Goldman Sachs SP (Asia) – AIA European Warrants Sep 2017 B	80,000,000	2017/03/17	2017/09/28	20.00
11304	Goldman Sachs SP (Asia) – China Life Euro Wts Sep 2017 D	100,000,000	2017/03/17	2017/09/26	15.00
11528	Goldman Sachs SP (Asia) – CNOOC European Warrants Sep 2017 A	60,000,000	2017/03/17	2017/09/29	15.00
11532	Goldman Sachs SP (Asia) – Sinopec Corp European Wts Sep 2017 A	60,000,000	2017/03/17	2017/09/29	15.00
11522	Goldman Sachs SP (Asia) – HKEX European Warrants Oct 2017 A	200,000,000	2017/03/17	2017/10/27	30.00
11303	Goldman Sachs SP (Asia) – HKEX European Warrants Dec 2017 B	200,000,000	2017/03/17	2017/12/11	30.00
11481	Goldman Sachs SP (Asia) – HSI European Warrants Aug 2017 E	200,000,000	2017/03/17	2017/08/30	30.00
11283	Goldman Sachs SP (Asia) – HSI European Put Wts Sep 2017 D	200,000,000	2017/03/17	2017/09/28	30.00
11492	Goldman Sachs SP (Asia) – HSI European Put Wts Oct 2017 A	200,000,000	2017/03/17	2017/10/30	30.00
11529	Goldman Sachs SP (Asia) – PetroChina European Wts Jul 2017 B	60,000,000	2017/03/17	2017/07/31	10.08
11511	Goldman Sachs SP (Asia) – Ping An European Wts Jun 2017 C	100,000,000	2017/03/17	2017/06/27	15.60
11298	Goldman Sachs SP (Asia) – Sands China Euro Wts Jul 2017 A	60,000,000	2017/03/17	2017/07/28	10.08
11366	HK Bank – Geely Auto European Put Warrants Dec 2017 D	100,000,000	2017/03/17	2017/12/29	25.00

MAIN BOARD WARRANTS

Code	Derivative warrants	No. of issue			Amount raised (HK\$mil.)
		(units)	Listing date	Expiry	
11466	J P Morgan SP BV – Geely Auto European Warrants Mar 2018 A	200,000,000	2017/03/17	2018/03/01	51.60
11473	J P Morgan SP BV – Geely Auto European Put Warrants Dec 17 B	70,000,000	2017/03/17	2017/12/29	10.78
11472	J P Morgan SP BV – Wharf European Warrants Oct 2017 A	60,000,000	2017/03/17	2017/10/03	18.42
11370	Macquarie Bank Ltd. – CNOOC European Warrants Oct 2017 C	30,000,000	2017/03/17	2017/10/04	10.08
11290	Macquarie Bank Ltd. – Lenovo European Warrants Nov 2017 A	29,000,000	2017/03/17	2017/11/02	10.03
11461	Macquarie Bank Ltd. – Ping An European Put Warrants Oct 17 B	40,000,000	2017/03/17	2017/10/04	10.00
11447	Macquarie Bank Ltd. – Ping An European Put Warrants Jan 18 B	40,000,000	2017/03/17	2018/01/03	10.00
11324	Macquarie Bank Ltd. – Wharf European Warrants Feb 2018 A	18,000,000	2017/03/17	2018/02/02	10.22
11322	SG Issuer – Stanchart European Warrants Oct 2017 A	16,000,000	2017/03/17	2017/10/06	10.08
11339	UBS AG – CKP European Warrants Sep 2017 A	70,000,000	2017/03/17	2017/09/26	11.48
11326	UBS AG – Sinopec Corp European Warrants Jul 2017 A	70,000,000	2017/03/17	2017/07/17	10.57
11439	UBS AG – Geely Auto European Warrants Sep 2017 B	40,000,000	2017/03/17	2017/09/18	21.76
11363	UBS AG – HKEX European Warrants Dec 2017 B	300,000,000	2017/03/17	2017/12/11	45.00
11347	UBS AG – SPDR Gold Trust European Warrants Sep 2017 A	40,000,000	2017/03/17	2017/09/18	10.28
11342	UBS AG – Sunny Optical European Warrants Sep 2017 A	30,000,000	2017/03/17	2017/09/18	11.31
11542	BOCI Asia Ltd. – Geely Auto European Warrants Feb 2018 B	100,000,000	2017/03/20	2018/02/26	25.00
11565	BNP Paribas Arbit Issu B.V. – AIA European Wts Oct 2018 A	40,000,000	2017/03/20	2018/10/03	10.40
11557	BNP Paribas Arbit Issu B.V. – CITIC Bank Euro Wts Jul 2018 A	40,000,000	2017/03/20	2018/07/04	12.00
11584	BNP Paribas Arbit Issu B.V. – Galaxy Ent Euro Wts Jan 2018 B	40,000,000	2017/03/20	2018/01/03	10.00
11590	BNP Paribas Arbit Issu B.V. – HS H-SHARE Euro Wts Oct 2017 A	40,000,000	2017/03/20	2017/10/04	12.40
11581	BNP Paribas Arbit Issu B.V. – Li & Fung Euro Wts Jul 2018 A	40,000,000	2017/03/20	2018/07/04	12.40
11609	Credit Suisse AG – Geely Auto European Warrants Feb 2018 A	100,000,000	2017/03/20	2018/02/28	25.00
11616	Goldman Sachs SP (Asia) – CC Bank European Wts Jul 2017 D	80,000,000	2017/03/20	2017/07/24	18.16
11627	Goldman Sachs SP (Asia) – CC Bank European Wts Aug 2017 C	80,000,000	2017/03/20	2017/08/28	14.56
11637	Goldman Sachs SP (Asia) – China Mobile Euro Wts Jul 2017 C	80,000,000	2017/03/20	2017/07/28	12.00
11641	Goldman Sachs SP (Asia) – China Mobile Euro Wts Aug 2017 A	80,000,000	2017/03/20	2017/08/14	12.00
11614	Goldman Sachs SP (Asia) – Tencent European Put Wt Sep 2017 E	100,000,000	2017/03/20	2017/09/28	15.00
11544	HK Bank – Geely Auto European Warrants Jan 2018 A	150,000,000	2017/03/20	2018/01/31	37.50
11612	J P Morgan SP BV – Country Garden European Warrants Oct 17 B	40,000,000	2017/03/20	2017/10/03	22.12
11554	Macquarie Bank Ltd. – Country Garden European Wts Dec 2017 A	18,000,000	2017/03/20	2017/12/04	10.03
11548	Macquarie Bank Ltd. – Shimao Ppt European Wts Nov 2018 A	40,000,000	2017/03/20	2018/11/19	10.00
11541	SG Issuer – China Overseas European Put Warrants Oct 2017 A	40,000,000	2017/03/20	2017/10/06	10.20
11603	SG Issuer – Evergrande European Warrants Oct 2017 B	21,000,000	2017/03/20	2017/10/06	10.08
11728	UBS AG – CC Bank European Warrants Jul 2017 B	70,000,000	2017/03/20	2017/07/27	10.71
11718	UBS AG – Evergrande European Warrants Sep 2017 B	40,000,000	2017/03/20	2017/09/21	16.88
11696	UBS AG – HSBC European Warrants Jul 2017 C	100,000,000	2017/03/20	2017/07/10	16.80
11694	UBS AG – ICBC European Warrants Oct 2017 A	70,000,000	2017/03/20	2017/10/16	10.78
11678	UBS AG – Kingsoft European Warrants Oct 2017 A	100,000,000	2017/03/20	2017/10/26	17.90
11679	UBS AG – ZTE European Warrants Nov 2017 A	70,000,000	2017/03/20	2017/11/28	13.72
11783	BOCI Asia Ltd. – AAC Tech European Warrants Nov 2017 A	100,000,000	2017/03/21	2017/11/27	15.00
11889	Credit Suisse AG – ZTE European Warrants Dec 2017 A	50,000,000	2017/03/21	2017/12/29	12.50
11898	Goldman Sachs SP (Asia) – BOCL European Warrants Sep 2017 B	80,000,000	2017/03/21	2017/09/26	12.00
11900	Goldman Sachs Sp (Asia) – ICBC European Warrants Oct 2017 A	80,000,000	2017/03/21	2017/10/30	12.00
11848	Macquarie Bank Ltd. – Brilliance Chi Euro Wts Jun 2018 A	34,000,000	2017/03/21	2018/06/04	10.06

MAIN BOARD WARRANTS

Code	Derivative warrants	No. of issue			Amount raised (HK\$mil.)
		(units)	Listing date	Expiry	
11864	Macquarie Bank Ltd. – Sinopec Corp Euro Put Wts Dec 2017 A	33,000,000	2017/03/21	2017/12/04	10.10
11841	Macquarie Bank Ltd. – Geely Auto European Wts Jul 2018 A	39,000,000	2017/03/21	2018/07/03	10.06
11809	Macquarie Bank Ltd. – HSBC European Warrants Nov 2017 B	40,000,000	2017/03/21	2017/11/02	10.28
11807	Macquarie Bank Ltd. – Kingsoft European Warrants Dec 2017 A	40,000,000	2017/03/21	2017/12/04	10.00
11794	Macquarie Bank Ltd. – Tencent European Warrants Oct 2017 D	40,000,000	2017/03/21	2017/10/04	10.00
11888	UBS AG – Agricultural Bank European Warrants Oct 2017 A	70,000,000	2017/03/21	2017/10/24	10.57
11865	UBS AG – BOCL European Warrants Aug 2017 C	70,000,000	2017/03/21	2017/08/24	10.57
11879	UBS AG – Galaxy Ent European Warrants Jun 2017 B	70,000,000	2017/03/21	2017/06/23	10.71
11885	UBS AG – Sands China European Warrants Aug 2017 A	70,000,000	2017/03/21	2017/08/25	10.57
11961	Credit Suisse AG – R&F Ppt European Warrants Aug 2017 A	70,000,000	2017/03/22	2017/08/31	10.50
12103	J P Morgan SP BV – CKH European Put Warrants Oct 2017 A	60,000,000	2017/03/22	2017/10/03	21.66
11985	J P Morgan SP BV – HSI European Warrants Mar 2018 A	300,000,000	2017/03/22	2018/03/28	45.60
11981	J P Morgan SP BV – HSI European Put Warrants May 2018 A	300,000,000	2017/03/22	2018/05/30	45.60
11979	J P Morgan SP BV – HSI European Put Warrants Sep 2018 A	300,000,000	2017/03/22	2018/09/27	45.60
12101	J P Morgan SP BV – PetroChina European Warrants Aug 2017 A	100,000,000	2017/03/22	2017/08/31	21.90
11907	Macquarie Bank Ltd. – China Life European Wts Oct 2017 A	20,000,000	2017/03/22	2017/10/04	10.00
11904	Macquarie Bank Ltd. – China Mobile Euro Put Wts Jan 2018 A	37,000,000	2017/03/22	2018/01/03	10.03
11957	Macquarie Bank Ltd. – Chi Res Power European Wts Jul 2018 A	37,000,000	2017/03/22	2018/07/09	10.03
11917	Macquarie Bank Ltd. – Ping An European Warrants Oct 2017 C	26,000,000	2017/03/22	2017/10/04	10.01
11941	Macquarie Bank Ltd. – PSBC European Warrants Dec 2017 A	40,000,000	2017/03/22	2017/12/04	10.16
11913	Macquarie Bank Ltd. – Weigao Group European Wts Feb 2020 A	40,000,000	2017/03/22	2020/02/18	10.00
12105	UBS AG – China Unicom European Warrants Nov 2017 A	70,000,000	2017/03/22	2017/11/28	10.50
12117	UBS AG – Stanchart European Warrants Sep 2017 A	30,000,000	2017/03/22	2017/09/21	12.36
12137	BOCI Asia Ltd. – CNOOC European Warrants Sep 2017 B	100,000,000	2017/03/23	2017/09/28	32.10
12119	BOCI Asia Ltd. – Sinopec Corp European Warrants Sep 2017 A	100,000,000	2017/03/23	2017/09/28	25.20
12123	BOCI Asia Ltd. – HKEX European Warrants Sep 2017 C	100,000,000	2017/03/23	2017/09/25	34.60
12156	BOCI Asia Ltd. – Kingsoft European Warrants Oct 2017 A	100,000,000	2017/03/23	2017/10/26	20.50
12136	BOCI Asia Ltd. – PetroChina European Warrants Aug 2017 A	100,000,000	2017/03/23	2017/08/23	18.30
12154	BOCI Asia Ltd. – Tencent Holdings European Put Wts Oct 2017 C	100,000,000	2017/03/23	2017/10/24	15.00
12185	Credit Suisse AG – China Cinda European Warrants Sep 2017 B	40,000,000	2017/03/23	2017/09/29	10.00
12178	Credit Suisse AG – China Tel European Warrants Nov 2017 A	40,000,000	2017/03/23	2017/11/30	10.00
12181	Credit Suisse AG – Lenovo European Warrants Aug 2017 C	70,000,000	2017/03/23	2017/08/31	10.50
12184	Credit Suisse AG – Tencent Holdings European Wts Jul 2017 H	50,000,000	2017/03/23	2017/07/03	15.75
12171	J P Morgan SP BV – China Cinda European Warrants Oct 2017 A	60,000,000	2017/03/23	2017/10/03	15.42
12170	J P Morgan SP BV – China Unicom European Warrants Oct 2017 A	100,000,000	2017/03/23	2017/10/03	26.90
12139	Macquarie Bank Ltd. – China East Air European Wts Feb 2018 A	14,000,000	2017/03/23	2018/02/05	10.50
12138	Macquarie Bank Ltd. – SHK Ppt European Warrants Dec 2017 B	30,000,000	2017/03/23	2017/12/04	10.14
12141	UBS AG – China Cinda European Warrants Jul 2017 A	70,000,000	2017/03/23	2017/07/26	10.64
12147	UBS AG – China Unicom European Warrants Jul 2017 A	30,000,000	2017/03/23	2017/07/27	13.92
12157	UBS AG – Tencent Holdings European Warrants Jun 2017 E	50,000,000	2017/03/23	2017/06/27	23.05
12161	UBS AG – Tencent Holdings European Put Warrants Sep 2017 A	200,000,000	2017/03/23	2017/09/29	31.40
12291	BNP Paribas Arbit Issu B.V. – HSI European Wts Sep 2017 D	80,000,000	2017/03/24	2017/09/28	12.00
12320	BNP Paribas Arbit Issu B.V. – HSI European Wts Mar 2018 B	80,000,000	2017/03/24	2018/03/28	12.80
12323	BNP Paribas Arbit Issu B.V. – HSI Euro Put Wts Dec 2017 B	80,000,000	2017/03/24	2017/12/28	23.20

MAIN BOARD WARRANTS

Code	Derivative warrants	No. of issue			Amount raised (HK\$mil.)
		(units)	Listing date	Expiry	
12335	BNP Paribas Arbit Issu B.V. – HSI Euro Put Wts Mar 2018 C	80,000,000	2017/03/24	2018/03/28	20.00
12351	BNP Paribas Arbit Issu B.V. – Tencent Hldgs Eu Wt Apr 2019 A	80,000,000	2017/03/24	2019/04/02	17.60
12383	Credit Suisse AG – Anhui Conch European Warrants Oct 2017 A	50,000,000	2017/03/24	2017/10/03	12.50
12429	Credit Suisse AG – China EB Ltd European Warrants Mar 2018 A	40,000,000	2017/03/24	2018/03/29	10.00
12411	Credit Suisse AG – CGS European Warrants Aug 2017 A	25,000,000	2017/03/24	2017/08/28	11.25
12385	Credit Suisse AG – CKH Holdings European Warrants Oct 2017 A	50,000,000	2017/03/24	2017/10/13	12.50
12406	Credit Suisse AG – HS H-SHARE European Warrants Aug 2017 B	70,000,000	2017/03/24	2017/08/03	10.50
12380	Credit Suisse AG – Kingsoft European Warrants Nov 2017 A	50,000,000	2017/03/24	2017/11/30	12.50
12378	Credit Suisse AG – PICC European Warrants Sep 2017 A	30,000,000	2017/03/24	2017/09/29	10.50
12432	Credit Suisse AG – SHK Ppt European Warrants Aug 2017 C	35,000,000	2017/03/24	2017/08/31	11.03
12364	Goldman Sachs SP (Asia) – HSI European Warrants Nov 2017 A	200,000,000	2017/03/24	2017/11/29	30.00
12194	Goldman Sachs SP (Asia) – Tencent European Wt Sep 2017 F	200,000,000	2017/03/24	2017/09/28	30.00
12199	Goldman Sachs SP (Asia) – Tencent European Wt Feb 2018 A	200,000,000	2017/03/24	2018/02/28	30.00
12252	HK Bank – Sunny Optical European Warrants Sep 2017 B	25,000,000	2017/03/24	2017/09/29	10.00
12232	HK Bank – Tencent European Warrants Nov 2017 A	100,000,000	2017/03/24	2017/11/24	15.00
12229	HK Bank – Tencent European Put Warrants Sep 2017 E	80,000,000	2017/03/24	2017/09/27	12.00
12367	J P Morgan SP BV – Tencent European Warrants Jun 2017 H	100,000,000	2017/03/24	2017/06/30	20.10
12285	Macquarie Bank Ltd. – CNBM European Warrants Dec 2017 B	25,000,000	2017/03/24	2017/12/04	10.00
12290	Macquarie Bank Ltd. – Samsonite European Warrants May 2018 A	23,000,000	2017/03/24	2018/05/16	10.05
12282	Macquarie Bank Ltd. – Tencent European Put Wts Oct 2017 E	40,000,000	2017/03/24	2017/10/04	10.00
12204	SG Issuer – China Cinda European Warrants Oct 2017 A	40,000,000	2017/03/24	2017/10/06	10.00
12258	SG Issuer – China Overseas European Warrants Dec 2017 A	50,000,000	2017/03/24	2017/12/05	12.50
12261	SG Issuer – Geely Auto European Warrants Nov 2017 B	100,000,000	2017/03/24	2017/11/27	25.00
12214	SG Issuer – Galaxy Ent European Put Warrants Oct 2017 A	60,000,000	2017/03/24	2017/10/06	16.80
12273	SG Issuer – HSI European Warrants Dec 2017 D	150,000,000	2017/03/24	2017/12/28	37.50
12216	SG Issuer – Sands China European Put Warrants Oct 2017 A	60,000,000	2017/03/24	2017/10/06	15.90
12280	SG Issuer – Tencent European Warrants Jul 2017 H	20,000,000	2017/03/24	2017/07/05	14.00
12217	SG Issuer – Tencent European Warrants Oct 2017 F	200,000,000	2017/03/24	2017/10/06	30.00
12257	UBS AG – Galaxy Ent European Put Warrants Oct 2017 B	70,000,000	2017/03/24	2017/10/06	20.51
12256	UBS AG – Tencent Holdings European Warrants Sep 2017 B	300,000,000	2017/03/24	2017/09/22	45.30
12434	BOCI Asia Ltd. – Tencent Holdings European Wts Oct 2017 D	200,000,000	2017/03/27	2017/10/31	30.00
12592	Credit Suisse AG – China Life European Warrants Dec 2017 A	80,000,000	2017/03/27	2017/12/28	13.76
12633	Credit Suisse AG – China Mobile European Warrants Oct 2017 A	50,000,000	2017/03/27	2017/10/09	12.50
12594	Credit Suisse AG – Ping An European Put Warrants Oct 2017 B	50,000,000	2017/03/27	2017/10/04	14.00
12626	Credit Suisse AG – Sands China European Warrants Oct 2017 A	70,000,000	2017/03/27	2017/10/04	10.50
12587	Credit Suisse AG – Sands China European Put Wts Sep 2017 B	50,000,000	2017/03/27	2017/09/29	17.00
12584	Credit Suisse AG – Tencent Holdings Euro Put Wts Nov 2017 A	150,000,000	2017/03/27	2017/11/03	37.50
12550	J P Morgan SP BV – China Mob European Wts Nov 2017 A	100,000,000	2017/03/27	2017/11/02	25.30
12547	J P Morgan SP BV – China Mob European Put Wts Oct 2017 A	100,000,000	2017/03/27	2017/10/03	38.00
12528	J P Morgan SP BV – HSI European Put Warrants Nov 2017 B	300,000,000	2017/03/27	2017/11/29	75.00
12564	J P Morgan SP BV – Tencent European Warrants Aug 2018 A	200,000,000	2017/03/27	2018/08/01	30.00
12537	J P Morgan SP BV – Tencent European Put Warrants Oct 2017 D	200,000,000	2017/03/27	2017/10/04	30.20
12454	Macquarie Bank Ltd. – BOCHK European Warrants May 2018 A	40,000,000	2017/03/27	2018/05/03	10.00
12467	Macquarie Bank Ltd. – JNCEC European Warrants Dec 2017 A	23,000,000	2017/03/27	2017/12/18	10.01

MAIN BOARD WARRANTS

Code	Derivative warrants	No. of issue			Amount raised (HK\$mil.)
		(units)	Listing date	Expiry	
12450	Macquarie Bank Ltd. – Ping An European Warrants Dec 2017 A	40,000,000	2017/03/27	2017/12/04	10.04
12485	SG Issuer – Ch Mob European Warrants Sep 2017 A	60,000,000	2017/03/27	2017/09/05	11.70
12489	SG Issuer – CMob European Put Warrants Oct 2017 A	60,000,000	2017/03/27	2017/10/06	21.00
12492	SG Issuer – Galaxy Ent European Warrants Nov 2017 A	60,000,000	2017/03/27	2017/11/03	15.00
12498	SG Issuer – HSCEI European Put Warrants Nov 2017 A	150,000,000	2017/03/27	2017/11/29	37.50
12505	SG Issuer – HSI European Put Warrants Sep 2017 E	150,000,000	2017/03/27	2017/09/28	37.50
12525	SG Issuer – Kingsoft European Warrants Dec 2017 A	50,000,000	2017/03/27	2017/12/05	12.50
12513	UBS AG – China Mobile European Warrants Jul 2017 B	100,000,000	2017/03/27	2017/07/26	26.20
12523	UBS AG – Wynn Macau European Warrants Sep 2017 B	70,000,000	2017/03/27	2017/09/27	12.32
13576 #	Credit Suisse AG – Tencent Holdings European Wts Oct 2017 A	150,000,000	2017/03/27	2017/10/06	15.60
13897 #	Credit Suisse AG – HKEX European Warrants Jul 2017 A	375,000,000	2017/03/27	2017/07/18	10.13
12690	BOCI Asia Ltd. – Sunny Optical European Warrants Sep 2017 B	100,000,000	2017/03/28	2017/09/29	36.00
12666	BNP Paribas Arbit Issu B.V. – Ch Mobile Euro Wts Apr 2018 A	40,000,000	2017/03/28	2018/04/04	19.60
12674	BNP Paribas Arbit Issu B.V. – CNOOC European Wts Jan 2018 A	30,000,000	2017/03/28	2018/01/03	14.40
12675	BNP Paribas Arbit Issu B.V. – Ch Unicom Euro Wt Jan 2018 B	40,000,000	2017/03/28	2018/01/03	18.40
12679	BNP Paribas Arbit Issu B.V. – Lenovo European Wts Apr 2018 A	40,000,000	2017/03/28	2018/04/04	10.80
12722	Credit Suisse AG – Ping An European Warrants Sep 2017 B	70,000,000	2017/03/28	2017/09/29	10.50
12740	Goldman Sachs SP (Asia) – BYD European Warrants Sep 2017 A	40,000,000	2017/03/28	2017/09/28	10.00
12900	J P Morgan SP BV – China Life European Warrants Jul 2017 C	100,000,000	2017/03/28	2017/07/03	27.70
12796	J P Morgan SP BV – China Life European Warrants Dec 2017 E	100,000,000	2017/03/28	2017/12/11	15.10
12786	J P Morgan SP BV – HSI European Warrants Dec 2017 A	300,000,000	2017/03/28	2017/12/28	75.30
12814	J P Morgan SP BV – ICBC European Warrants Nov 2017 A	100,000,000	2017/03/28	2017/11/01	15.30
12797	J P Morgan SP BV – Tencent European Warrants Sep 2017 E	100,000,000	2017/03/28	2017/09/01	27.70
12824	J P Morgan SP BV – Tracker Fund European Warrants Aug 2018 A	100,000,000	2017/03/28	2018/08/01	25.30
12830	J P Morgan SP BV – Tracker Fund European Put Warrants Aug18B	100,000,000	2017/03/28	2018/08/01	25.10
12680	Macquarie Bank Ltd. – BBMG European Warrants Dec 2017 A	17,000,000	2017/03/28	2017/12/18	10.01
12641	Macquarie Bank Ltd. – China Mobile European Wts Oct 2017 A	28,000,000	2017/03/28	2017/10/04	10.16
12686	Macquarie Bank Ltd. – GCL-Poly Energy European Wts Oct 2018 A	40,000,000	2017/03/28	2018/10/02	10.00
12696	SG Issuer – HSBC European Put Warrants Sep 2017 C	80,000,000	2017/03/28	2017/09/05	15.20
12650	SG Issuer – Ping An European Put Warrants Oct 2017 B	100,000,000	2017/03/28	2017/10/06	25.00
12655	SG Issuer – Tencent European Warrants Sep 2017 B	200,000,000	2017/03/28	2017/09/05	31.00
12899	UBS AG – AIA European Warrants Sep 2017 A	100,000,000	2017/03/28	2017/09/22	20.10
12846	UBS AG – BOCL European Warrants Sep 2017 A	70,000,000	2017/03/28	2017/09/22	10.57
12832	UBS AG – CC Bank European Warrants Nov 2017 A	70,000,000	2017/03/28	2017/11/27	12.81
12867	UBS AG – China Life European Warrants Dec 2017 A	100,000,000	2017/03/28	2017/12/20	17.40
12890	UBS AG – China Life European Put Warrants Nov 2017 A	70,000,000	2017/03/28	2017/11/24	12.18
12836	UBS AG – ICBC European Warrants Oct 2017 B	70,000,000	2017/03/28	2017/10/26	10.85
12863	UBS AG – Ping An European Warrants Sep 2017 B	100,000,000	2017/03/28	2017/09/27	15.10
12886	UBS AG – Ping An European Put Warrants Sep 2017 C	70,000,000	2017/03/28	2017/09/27	23.66
13003	Credit Suisse AG – Tencent Holdings European Wts Jul 2017 I	40,000,000	2017/03/29	2017/07/31	13.60
12916	Credit Suisse AG – Tencent Holdings European Wts Oct 2017 D	150,000,000	2017/03/29	2017/10/31	22.50
12982	HK Bank – CKP European Warrants Oct 2017 A	40,000,000	2017/03/29	2017/10/04	10.00
12989	HK Bank – China Life European Warrants Oct 2017 C	100,000,000	2017/03/29	2017/10/27	15.00
12984	HK Bank – Galaxy Ent European Warrants Oct 2017 A	50,000,000	2017/03/29	2017/10/31	12.50

MAIN BOARD WARRANTS

Code	Derivative warrants	No. of issue			Amount raised (HK\$mil.)
		(units)	Listing date	Expiry	
12987	HK Bank – HKEX European Warrants Feb 2018 A	100,000,000	2017/03/29	2018/02/28	15.00
13002	HK Bank – HSI European Put Warrants Aug 2017 C	180,000,000	2017/03/29	2017/08/30	27.00
12994	HK Bank – Tencent European Warrants Jul 2018 A	150,000,000	2017/03/29	2018/07/27	22.50
12952	Macquarie Bank Ltd. – Henderson Land Dev Euro Wts Mar 2018 A	34,000,000	2017/03/29	2018/03/02	10.10
12965	Macquarie Bank Ltd. – PetroChina European Wts Nov 2017 A	17,000,000	2017/03/29	2017/11/02	10.01
12932	SG Issuer – HSI European Warrants Jan 2018 B	150,000,000	2017/03/29	2018/01/30	37.50
12941	SG Issuer – HSI European Warrants Apr 2018 A	150,000,000	2017/03/29	2018/04/27	37.50
13004	BOCI Asia Ltd. – HSBC European Warrants Sep 2017 C	200,000,000	2017/03/30	2017/09/26	30.20
13011	BOCI Asia Ltd. – Ping An European Put Warrants Oct 2017 B	100,000,000	2017/03/30	2017/10/30	25.00
13027	Credit Suisse AG – BYD European Warrants Oct 2017 A	35,000,000	2017/03/30	2017/10/03	10.50
13023	Credit Suisse AG – HKEX European Warrants Feb 2018 A	150,000,000	2017/03/30	2018/02/26	22.50
13021	Credit Suisse AG – WH Group European Warrants Oct 2017 A	20,000,000	2017/03/30	2017/10/03	10.00
13036	J P Morgan SP BV – Henderson Land Dev European Wt Jan 2018 A	60,000,000	2017/03/30	2018/01/03	15.06
13013	Macquarie Bank Ltd. – CC Bank European Warrants Oct 2017 A	24,000,000	2017/03/30	2017/10/04	10.25
13014	Macquarie Bank Ltd. – CC Bank European Put Wts Nov 2017 A	21,000,000	2017/03/30	2017/11/02	10.16
13016	Macquarie Bank Ltd. – Geely Auto European Wts Oct 2017 B	6,000,000	2017/03/30	2017/10/04	11.56
13028	Macquarie Bank Ltd. – Haitong Sec European Wts Sep 2018 A	40,000,000	2017/03/30	2018/09/04	10.00
13020	SG Issuer – CKH European Warrants Oct 2017 A	40,000,000	2017/03/30	2017/10/06	10.00
13034	UBS AG – Sinopec Corp European Warrants Jul 2017 B	70,000,000	2017/03/30	2017/07/26	10.50
13029	UBS AG – PetroChina European Warrants Jun 2017 C	40,000,000	2017/03/30	2017/06/30	10.12
13111	BOCI Asia Ltd. – China Mobile European Warrants Sep 2017 A	100,000,000	2017/03/31	2017/09/29	31.60
13127	Credit Suisse AG – China Mobile European Warrants Aug 2017 A	70,000,000	2017/03/31	2017/08/14	10.50
13077	Haitong Int'l Sec – China Life European Warrants Aug 2017 A	60,000,000	2017/03/31	2017/08/29	10.20
13057	Haitong Int'l Sec – Geely Auto European Warrants Nov 2017 A	100,000,000	2017/03/31	2017/11/20	23.00
13088	Haitong Int'l Sec – Ping An European Warrants Sep 2017 B	60,000,000	2017/03/31	2017/09/26	10.02
13128	J P Morgan SP BV – AAC Acoustic European Warrants Oct 2018 A	100,000,000	2017/03/31	2018/10/03	25.20
13137	J P Morgan SP BV – GAC European Warrants Dec 2017 A	100,000,000	2017/03/31	2017/12/22	15.00
13047	Macquarie Bank Ltd. – AAC Acoustic European Wts Apr 2019 A	40,000,000	2017/03/31	2019/04/16	10.00
13125	Macquarie Bank Ltd. – AIA European Warrants Nov 2017 A	50,000,000	2017/03/31	2017/11/02	10.00
13124	Macquarie Bank Ltd. – AIA European Put Warrants Sep 2017 A	42,000,000	2017/03/31	2017/09/04	10.04
13051	Macquarie Bank Ltd. – Kingsoft European Warrants Nov 2017 A	40,000,000	2017/03/31	2017/11/02	10.00
Total					26,809.66

Further issue

MAIN BOARD DEBT SECURITIES

Debt Securities Trading Statistics

		Turnover value	
		Exchange fund notes (HK\$mil)	Market total (HK\$mil)
2016	Q1	–	2,120.63
	Q2	–	6,070.66
	Q3	3.00	6,333.92
	Q4	3.00	6,753.04
2017	Q1	–	8,993.57

Debt Securities Nominal Value

		No. of issues	Nominal value (HK\$mil.)
2016	Q1	769	2,777,917.26
	Q2	797	2,923,871.68
	Q3	841	3,089,402.31
	Q4	892	3,258,654.54
2017	Q1	936	3,471,408.76

New Listing Statistics – Debt Securities

		No. of newly listed debt securities	Amount raised (HK\$mil.)
2016	Q1	26	89,996.61
	Q2	59	253,671.85
	Q3	51	191,245.48
	Q4	75	239,694.08
2017	Q1	78	308,706.43

MAIN BOARD DEBT SECURITIES

Newly Listed Debt Securities

for 1st quarter 2017

Code	Debt securities	Principal	Listing date	Maturity	Amount raised (HK\$mil.)
86647	The Ministry of Finance of the PRC 3.50% CNY Bonds 2018	RMB 2,000,000,000	2017/01/03	2018/12/30	2,229.80
05341	Logan Property Holdings Co. Ltd. 5.75% Senior Notes 2022	USD 200,000,000	2017/01/04	2022/01/03	1,560.00
05342	KWG Property Holding Ltd. 6.00% Senior Notes 2022	USD 250,000,000	2017/01/12	2022/01/11	1,950.00
05311 #	Skyfame Realty (Holdings) Ltd. 0.10% Bonds 2033	HKD 30,000,000	2017/01/12	2033/11/14	-
05348	Standard Chartered PLC Fixed Rate Resetting Perpetual Subordinated Contingent Conv Sec	USD 1,000,000,000	2017/01/19	-	7,800.00
04230 #	The Govt of the HKSAR of the PRC 1.68% Bonds 2026	HKD 1,200,000,000	2017/01/20	2026/01/21	1,191.60
05344	New Rose Investments Ltd. 4.50% Guaranteed Notes 2020	USD 200,000,000	2017/01/20	2020/01/19	1,560.00
05346	Hong Kong Mortgage Corporation Ltd., The FR Notes 2018	HKD 1,000,000,000	2017/01/20	2018/01/19	1,000.00
05349	Taikang Insurance Group Inc. 3.50% Bonds 2022	USD 800,000,000	2017/01/20	2022/01/19	6,219.90
05347	Franshion Brilliant Ltd. 5.75% Subordinated Guar. Perpetual Capital Securities	USD 500,000,000	2017/01/23	-	3,866.70
05345	Chang Development International Ltd. 3.625% Guar. Notes 2020	USD 300,000,000	2017/01/23	2020/01/20	2,332.30
05345 #	Chang Development International Ltd. 3.625% Guar. Notes 2020	USD 100,000,000	2017/01/23	2020/01/20	776.62
05311 #	Skyfame Realty (Holdings) Ltd. 0.10% Bonds 2033	HKD 50,000,000	2017/01/23	2033/11/14	-
05340	CIFI Holdings (Group) Co. Ltd. 5.50% Senior Notes 2022	USD 285,000,000	2017/01/24	2022/01/23	2,223.00
05343	New World China Land Ltd. 4.75% Guaranteed Notes 2027	USD 600,000,000	2017/01/24	2027/01/23	4,680.00
05350	Times Property Holdings Ltd. 6.25% Senior Notes 2020	USD 375,000,000	2017/01/24	2020/01/23	2,925.00
05351	FWD Ltd. Subordinated Perpetual Capital Securities	USD 250,000,000	2017/01/25	-	1,950.00
05352	GOHL Capital Ltd. 4.25% Guaranteed Notes 2027	USD 1,000,000,000	2017/01/25	2027/01/24	7,768.57
05353	Huarong Finance 2017 Co., Ltd. 3.375% Guaranteed Notes 2020	USD 1,100,000,000	2017/01/25	2020/01/24	8,547.57
05354	Huarong Finance 2017 Co., Ltd. 4.50% Unsub Guar. Perpetual Sec	USD 1,500,000,000	2017/01/25	-	11,596.80
05355	China Development Bank Corporation 2.625% Notes 2022	USD 1,000,000,000	2017/01/25	2022/01/24	7,767.01
05356	China Development Bank Corporation 3.375% Notes 2027	USD 500,000,000	2017/01/25	2027/01/24	3,860.81
05357	China Development Bank Corporation 4.00% Notes 2037	USD 500,000,000	2017/01/25	2037/01/24	3,900.00
05358	China Development Bank Corporation 0.125% Notes 2020	EUR 1,500,000,000	2017/01/25	2020/01/24	12,485.12
05359	China Development Bank Corporation 0.875% Notes 2024	EUR 400,000,000	2017/01/25	2024/01/24	3,296.83
05360	Reward International Investment Ltd. 7.25% Guar Senior Notes 2020	USD 200,000,000	2017/01/26	2020/01/25	1,549.69
05361	Yuzhou Properties Co. Ltd. 6.00% Senior Notes 2022	USD 350,000,000	2017/01/26	2022/01/25	2,718.40
05362	Central Plaza Development Ltd. 3.875% Guar. Notes 2020	USD 400,000,000	2017/01/26	2020/01/25	3,111.26
05363	Huaxing Investment Holding Co. Ltd. 3.50% Guar. Bonds 2020	USD 200,000,000	2017/01/27	2020/01/26	1,559.13
05364	Blue Skyview Co. Ltd. 7.125% Senior Perpetual Securities	USD 250,000,000	2017/01/27	-	1,950.00
05365	Hong Kong Mortgage Corporation Ltd., The FR Notes 2018B	HKD 2,000,000,000	2017/02/01	2018/01/29	2,000.00
05366	Hong Kong Mortgage Corporation Ltd., The FR Notes 2019	HKD 1,000,000,000	2017/02/02	2019/02/01	1,000.00
05450 #	Fujian Zhanglong Group Co., Ltd. 4.50% Notes 2019B	USD 150,000,000	2017/02/07	2019/12/16	1,160.66
05367	Skyfame Realty (Holdings) Ltd. 0.10% Bonds 2026B	HKD 10,000,000	2017/02/13	2026/09/12	-
05371	Shanghai Pudong Development Bank Co., Ltd., Hong Kong Branch 2.375% Notes 2020	USD 500,000,000	2017/02/14	2020/02/13	3,883.97
05368	Bank of China Ltd., Hong Kong Branch 2.375% Notes 2020A	USD 300,000,000	2017/02/15	2020/02/14	2,333.54
05369	Bank of China Ltd., Hong Kong Branch 3.00% Notes 2022	USD 500,000,000	2017/02/15	2022/02/14	3,898.75
05370	Bank of China Ltd., Hong Kong Branch FR Notes 2020B	USD 1,200,000,000	2017/02/15	2020/02/14	9,360.00
05372	China Singyes Solar Technologies Holdings Ltd. 7.95% Senior Notes 2019	USD 260,000,000	2017/02/16	2019/02/15	2,028.00

MAIN BOARD DEBT SECURITIES

Code	Debt securities	Principal	Listing date	Maturity	Amount raised (HK\$mil.)
05379	Skyfame Realty (Holdings) Ltd. 0.10% Bonds 2033B	HKD 30,000,000	2017/02/21	2033/11/14	-
04067	Hong Kong Monetary Authority, The 0.99% Exchange Fund Notes 2019	HKD 1,200,000,000	2017/02/21	2019/02/20	1,199.52
05373	Industrial and Commercial Bank of China Ltd., HK Branch Floating Rate Notes 2020	USD 500,000,000	2017/02/22	2020/02/21	3,900.00
05374	Industrial and Commercial Bank of China Ltd., HK Branch Floating Rate Notes 2022A	USD 600,000,000	2017/02/22	2022/02/21	4,680.00
05375	Industrial and Commercial Bank of China Ltd., HK Branch 2.875% Notes 2022B	USD 900,000,000	2017/02/22	2022/02/21	6,991.50
05376	Bank of Communications Co., Ltd. HK Branch FR Notes 2020	USD 850,000,000	2017/02/22	2020/02/21	6,630.00
05377	Proven Glory Capital Ltd. 3.25% Guaranteed Notes 2022	USD 1,000,000,000	2017/02/22	2022/02/21	7,781.83
05378	Proven Glory Capital Ltd. 4.00% Guaranteed Notes 2027	USD 500,000,000	2017/02/22	2027/02/21	3,864.16
05380	Qinghai Provincial Investment Group Co., Ltd. 7.25% Bonds 2020	USD 300,000,000	2017/02/23	2020/02/22	2,340.00
05381	Hong Kong Mortgage Corporation Ltd., The 1.48 Notes 2019	HKD 100,000,000	2017/02/23	2019/02/22	100.00
05379 #	Skyfame Realty (Holdings) Ltd. 0.10% Bonds 2033B	HKD 30,000,000	2017/02/23	2033/11/14	-
05379 #	Skyfame Realty (Holdings) Ltd. 0.10% Bonds 2033B	HKD 20,000,000	2017/02/27	2033/11/14	-
04233	Hong Kong Sukuk 2017 Ltd. Trust Certificates 2027	USD 1,000,000,000	2017/03/01	2027/02/28	7,800.00
05383	CITIC Ltd. 3.125% Notes 2022	USD 500,000,000	2017/03/01	2022/02/28	3,896.77
05384	CITIC Ltd. 3.875% Notes 2027	USD 750,000,000	2017/03/01	2027/02/28	5,849.06
05382	Xinhu (BVI) Holding Co. Ltd. 6.00% Guar. Senior Notes 2020	USD 700,000,000	2017/03/02	2020/03/01	5,437.89
05367 #	Skyfame Realty (Holdings) Ltd. 0.10% Bonds 2026B	HKD 10,000,000	2017/03/02	2026/09/12	-
05379 #	Skyfame Realty (Holdings) Ltd. 0.10% Bonds 2033B	HKD 30,000,000	2017/03/02	2033/11/14	-
04232	The Govt of the HKSAR of the PRC 1.89% Bonds 2032	HKD 600,000,000	2017/03/03	2032/03/02	590.10
05385	Franshion Brilliant Ltd. 3.60% Guaranteed Senior Notes 2022	USD 500,000,000	2017/03/06	2022/03/03	3,898.25
05386	DYNAMIC MISSION INVESTMENTS LTD. 7.50% Unsecured & Guar Notes 2020	USD 60,000,000	2017/03/06	2020/03/03	468.00
05379 #	Skyfame Realty (Holdings) Ltd. 0.10% Bonds 2033B	HKD 40,000,000	2017/03/06	2033/11/14	-
05387	China Development Bank Corporation HK Branch Floating Rate Notes 2020A	USD 850,000,000	2017/03/07	2020/03/06	6,630.00
05388	China Development Bank Corporation HK Branch Floating Rate Notes 2022	USD 1,150,000,000	2017/03/07	2022/03/06	8,970.00
05389	China Development Bank Corporation HK Branch Floating Rate Notes 2020B	HKD 7,750,000,000	2017/03/07	2020/03/06	7,750.00
05390	CALC Bond 3 Ltd. 4.70% Guaranteed Bonds 2022	USD 300,000,000	2017/03/09	2022/03/08	2,340.00
05391	CALC Bond 3 Ltd. 5.50% Guaranteed Bonds 2024	USD 200,000,000	2017/03/09	2024/03/08	1,560.00
05392	China Everbright Bank Co. Ltd., HK Branch 2.50% Notes 2020	USD 500,000,000	2017/03/09	2020/03/08	3,887.13
05393	Keen Idea Global Ltd. 4.375% Guaranteed Bonds 2020	USD 300,000,000	2017/03/09	2020/03/08	2,323.79
05379 #	Skyfame Realty (Holdings) Ltd. 0.10% Bonds 2033B	HKD 50,000,000	2017/03/09	2033/11/14	-
05394	China Reinsurance Finance Corporation Ltd. 3.375% Notes 2022	USD 800,000,000	2017/03/10	2022/03/09	6,201.38
05395	China Cinda Finance (2017) I Ltd. 3.00% Guar. Senior N2020	USD 300,000,000	2017/03/10	2020/03/09	2,333.36
05396	China Cinda Finance (2017) I Ltd. 3.65% Guar. Senior N2022	USD 1,300,000,000	2017/03/10	2022/03/09	10,125.30
05397	China Cinda Finance (2017) I Ltd. 4.10% Guar. Senior N2024	USD 700,000,000	2017/03/10	2024/03/09	5,449.47
05398	China Cinda Finance (2017) I Ltd. 4.40% Guar. Senior N2027	USD 700,000,000	2017/03/10	2027/03/09	5,440.78
05399	China Energy Reserve and Chemicals Group Finance III Ltd. 4.75% Guar. Bonds 2018	USD 100,000,000	2017/03/10	2018/03/08	780.00
05379 #	Skyfame Realty (Holdings) Ltd. 0.10% Bonds 2033B	HKD 20,000,000	2017/03/10	2033/11/14	-

MAIN BOARD DEBT SECURITIES

Code	Debt securities	Principal	Listing date	Maturity	Amount raised (HK\$mil.)
05400	China SCE Property Holdings Ltd. 5.875% Senior Notes 2022	USD 200,000,000	2017/03/13	2022/03/10	1,560.00
05379 #	Skyfame Realty (Holdings) Ltd. 0.10% Bonds 2033B	HKD 30,000,000	2017/03/13	2033/11/14	-
05401	Horsepower Finance Ltd. 2.35% Guaranteed Notes 2020	USD 650,000,000	2017/03/14	2020/03/13	5,022.95
05379 #	Skyfame Realty (Holdings) Ltd. 0.10% Bonds 2033B	HKD 50,000,000	2017/03/15	2033/11/14	-
05403	KWG Property Holding Ltd. 6.00% Senior Notes 2022	USD 400,000,000	2017/03/16	2022/09/15	3,120.00
05379 #	Skyfame Realty (Holdings) Ltd. 0.10% Bonds 2033B	HKD 50,000,000	2017/03/16	2033/11/14	-
05402	Top Wise Excellence Enterprise Co., Ltd. 6.00% Guar. Senior Notes 2020	USD 300,000,000	2017/03/17	2020/03/16	2,340.00
05404	Lenovo Group Ltd. 3.875% Notes 2022	USD 500,000,000	2017/03/17	2022/03/16	3,892.44
05379 #	Skyfame Realty (Holdings) Ltd. 0.10% Bonds 2033B	HKD 30,000,000	2017/03/21	2033/11/14	-
05367 #	Skyfame Realty (Holdings) Ltd. 0.10% Bonds 2026B	HKD 10,000,000	2017/03/21	2026/09/12	-
05405	Azure Nova International Finance Ltd. 3.00% Guar. Notes 2020	USD 700,000,000	2017/03/22	2020/03/21	5,448.65
05406	Azure Nova International Finance Ltd. 3.50% Guar. Notes 2022	USD 1,050,000,000	2017/03/22	2022/03/21	8,147.24
05407	Azure Nova International Finance Ltd. 4.25% Guar. Notes 2027	USD 250,000,000	2017/03/22	2027/03/21	1,939.96
05408	Guorui Properties Ltd. 7.00% Senior Notes 2020	USD 300,000,000	2017/03/22	2020/03/21	2,340.00
05379 #	Skyfame Realty (Holdings) Ltd. 0.10% Bonds 2033B	HKD 70,000,000	2017/03/22	2033/11/14	-
05451 #	Fujian Zhanglong Group Co., Ltd. 4.50% Notes 2019C	USD 200,000,000	2017/03/23	2019/12/16	1,548.03
05409	Hong Kong Mortgage Corporation Ltd., The FR Notes 2019	HKD 500,000,000	2017/03/28	2019/03/27	500.00
05379 #	Skyfame Realty (Holdings) Ltd. 0.10% Bonds 2033B	HKD 100,000,000	2017/03/29	2033/11/14	-
05412	Hong Kong Mortgage Corporation Ltd., The FR Notes 2019B	HKD 500,000,000	2017/03/29	2019/03/28	500.00
05403 #	KWG Property Holding Ltd. 6.00% Senior Notes 2022	USD 100,000,000	2017/03/30	2022/09/15	780.00
05410	Emperor International Holdings Ltd. 5.00% Notes 2022A	USD 200,000,000	2017/03/31	2022/03/30	1,560.00
05411	Emperor International Holdings Ltd. 4.70% Notes 2022B	HKD 800,000,000	2017/03/31	2022/03/30	800.00
05413	Huantaihu International Investment Co., Ltd. 5.75% Guar. Bonds 2020	USD 150,000,000	2017/03/31	2020/03/30	1,170.00
05363 #	Huaxing Investment Holding Co. Ltd. 3.50% Guar. Bonds 2020	USD 100,000,000	2017/03/31	2020/01/26	777.89
Total					308,706.43

Further issue

MAIN BOARD UNIT TRUSTS AND MUTUAL FUNDS

Unit Trusts and Mutual Funds Trading Statistics

		Exchange Traded Fund (ETF) (HK\$mil.)	Leveraged and Inverse Products (L&I Products) (HK\$mil.)	Real Estate Investment Trusts (REITs) (HK\$mil.)	Others (HK\$mil.)	Total (HK\$mil.)	% of market total
2016	Q1	304,713.11	-	21,668.39	40.27	326,421.77	7.66
	Q2	237,211.91	65.38	18,190.19	20.96	255,488.43	6.64
	Q3	269,308.99	153.00	25,916.93	23.08	295,402.00	6.92
	Q4	200,178.89	286.95	25,310.73	25.00	225,801.57	5.79
2017	Q1	272,667.62	8,468.18	21,154.53	45.32	302,335.66	6.60

Note: Turnover value traded in non-HKD currency securities have been included

Unit Trusts and Mutual Funds Market Value

		No. of issues	Exchange Traded Funds (ETF) (HK\$mil.)	No. of issues	Leveraged and Inverse Products (L&I Products) (HK\$mil.)	No. of issues	Real Estate Investment Trusts (REITs) (HK\$mil.)	No. of issues	Others (HK\$mil.)	No. of issues	Total (HK\$mil.)
2016	Q1	137	535,139.73	-	-	11	199,170.18	1	1,342.80	149	735,652.71
	Q2	143	589,881.25	4	111.01	11	219,952.15	1	1,401.55	159	811,345.96
	Q3	138	627,842.20	8	434.09	11	235,115.93	1	1,188.38	158	864,580.60
	Q4	133	561,308.69	12	517.17	11	210,386.83	1	1,134.67	157	773,347.35
2017	Q1	127	576,046.57	30	4,773.28	11	224,246.52	1	1,215.23	169	806,281.61

New Listing Unit Trust and Mutual Funds Statistics

		No. of newly listed unit trust and mutual funds	Funds raised (HK\$mil.)
2016	Q1	5	-
	Q2	16	-
	Q3	4	-
	Q4	9	-
2017	Q1	18	-

MAIN BOARD UNIT TRUSTS AND MUTUAL FUNDS

Newly Listed Unit Trust and Mutual Funds

for 1st quarter 2017

Code	Unit trust and Mutual funds	Fund manager	Issue price (HK\$)	No. of unit offer	Amount raised (HK\$mil)	Subscription rate (times)	Listing date
07210	XIE Shares Chimerica FTSE N Sh Daily (2x) Leveraged Product	Enhanced Investment Products Limited	n.a.	n.a.	n.a.	n.a.	2017/02/08
07200	CSOP HSI Daily (2x) Leveraged Product	CSOP Asset Management Limited	n.a.	n.a.	n.a.	n.a.	2017/03/14
07288	CSOP HSCEI Daily (2x) Leveraged Product	CSOP Asset Management Limited	n.a.	n.a.	n.a.	n.a.	2017/03/14
07300	CSOP HSI Daily (-1x) Inverse Product	CSOP Asset Management Limited	n.a.	n.a.	n.a.	n.a.	2017/03/14
07388	CSOP HSCEI Daily (-1x) Inverse Product	CSOP Asset Management Limited	n.a.	n.a.	n.a.	n.a.	2017/03/14
07205	Samsung HSI Daily (2x) Leveraged Product	Samsung Asset Management (Hong Kong) Limited	n.a.	n.a.	n.a.	n.a.	2017/03/14
07228	Samsung HSCEI Daily (2x) Leveraged Product	Samsung Asset Management (Hong Kong) Limited	n.a.	n.a.	n.a.	n.a.	2017/03/14
07312	Samsung HSI Daily (-1x) Inverse Product	Samsung Asset Management (Hong Kong) Limited	n.a.	n.a.	n.a.	n.a.	2017/03/14
07328	Samsung HSCEI Daily (-1x) Inverse Product	Samsung Asset Management (Hong Kong) Limited	n.a.	n.a.	n.a.	n.a.	2017/03/14
07221	ChinaAMC Direxion HSI Daily (2x) Leveraged Product	China Asset Management (Hong Kong) Limited	n.a.	n.a.	n.a.	n.a.	2017/03/14
07267	ChinaAMC Direxion HSCEI Daily (2x) Leveraged Product	China Asset Management (Hong Kong) Limited	n.a.	n.a.	n.a.	n.a.	2017/03/14
07321	ChinaAMC Direxion HSI Daily (-1x) Inverse Product	China Asset Management (Hong Kong) Limited	n.a.	n.a.	n.a.	n.a.	2017/03/14
07341	ChinaAMC Direxion HSCEI Daily (-1x) Inverse Product	China Asset Management (Hong Kong) Limited	n.a.	n.a.	n.a.	n.a.	2017/03/14
07231	Mirae Asset Horizons HSI Daily (2x) Leveraged Product	Mirae Asset Global Investments (Hong Kong) Limited	n.a.	n.a.	n.a.	n.a.	2017/03/14
07230	Mirae Asset Horizons HSCEI Daily (2x) Leveraged Product	Mirae Asset Global Investments (Hong Kong) Limited	n.a.	n.a.	n.a.	n.a.	2017/03/14
07336	Mirae Asset Horizons HSI Daily (-1x) Inverse Product	Mirae Asset Global Investments (Hong Kong) Limited	n.a.	n.a.	n.a.	n.a.	2017/03/14
07362	Mirae Asset Horizons HSCEI Daily (-1x) Inverse Product	Mirae Asset Global Investments (Hong Kong) Limited	n.a.	n.a.	n.a.	n.a.	2017/03/14
07302	E Fund Yuanta HSI Daily (-1x) Inverse Product	E Fund Management (Hong Kong) Co., Limited	n.a.	n.a.	n.a.	n.a.	2017/03/20

MAIN BOARD CALLABLE BULL/BEAR CONTRACTS

Callable Bull/Bear Contracts Trading Statistics

		Number	Market value (HK\$mil.)	Turnover value (HK\$mil.)
2016	Q1	1,613	48,512.71	379,212.60
	Q2	1,547	44,132.86	346,430.63
	Q3	2,105	74,015.13	357,151.89
	Q4	1,844	46,982.16	288,777.61
2017	Q1	2,271	56,964.61	282,458.37

New Listings Callable Bull/Bear Contracts Statistics

		No. of newly listed CBBC	Amount raised (HK\$mil.)
2016	Q1	2,421	94,755.60
	Q2	1,985	84,611.84
	Q3	2,489	105,390.41
	Q4	2,001	78,979.94
2017	Q1	2,508	90,548.83

MAIN BOARD CALLABLE BULL/BEAR CONTRACTS

Newly Listed Callable Bull/Bear Contracts

for 1st quarter 2017

Code	Callable Bull/Bear Contracts	No. of issue (units)	Listing date	Expiry	Amount raised (HK\$mil.)
67667	BNP Paribas Arbit Issu B.V. – HSI R Bear CBBC Apr 2017 R	250,000,000	2017/01/03	2017/04/27	62.50
67679	BNP Paribas Arbit Issu B.V. – HSI R Bear CBBC Apr 2017 S	250,000,000	2017/01/03	2017/04/27	62.50
67736	Credit Suisse AG – HSI R Bull CBBC Aug 2017 K	300,000,000	2017/01/03	2017/08/30	75.00
67738	Credit Suisse AG – HSI R Bull CBBC Dec 2017 W	200,000,000	2017/01/03	2017/12/28	50.00
67745	Credit Suisse AG – HSI R Bear CBBC May 2017 C	200,000,000	2017/01/03	2017/05/29	50.00
67753	Credit Suisse AG – HSI R Bear CBBC May 2017 D	200,000,000	2017/01/03	2017/05/29	50.00
67695	Goldman Sachs SP (Asia) – HSI R Bull CBBC Dec 2017 G	200,000,000	2017/01/03	2017/12/28	50.00
67555	Goldman Sachs SP (Asia) – HSI R Bull CBBC Dec 2017 Q	200,000,000	2017/01/03	2017/12/28	50.00
67697	Goldman Sachs SP (Asia) – HSI R Bear CBBC Apr 2017 Y	200,000,000	2017/01/03	2017/04/27	50.00
67639	HK Bank – CSOP A50 ETF R Bear CBBC Aug 2017 B	40,000,000	2017/01/03	2017/08/18	10.00
67622	HK Bank – CSOP A50 ETF R Bear CBBC Sep 2017 A	40,000,000	2017/01/03	2017/09/18	14.00
67662	HK Bank – A50 R Bear CBBC Aug 2017 B	40,000,000	2017/01/03	2017/08/18	10.00
67628	HK Bank – A50 R Bear CBBC Sep 2017 A	40,000,000	2017/01/03	2017/09/18	14.00
67632	HK Bank – HKEX R Bull CBBC Jan 2018 B	50,000,000	2017/01/03	2018/01/15	17.50
67564	HK Bank – HSCEI R Bull CBBC Dec 2017 A	60,000,000	2017/01/03	2017/12/28	15.00
67559	HK Bank – HSCEI R Bear CBBC May 2017 H	50,000,000	2017/01/03	2017/05/29	12.50
67611	HK Bank – HSCEI R Bear CBBC Oct 2017 B	50,000,000	2017/01/03	2017/10/30	12.50
67566	HK Bank – HSI R Bull CBBC Jul 2017 N	100,000,000	2017/01/03	2017/07/28	25.00
67572	HK Bank – HSI R Bull CBBC Oct 2017 K	100,000,000	2017/01/03	2017/10/30	25.00
67579	HK Bank – HSI R Bull CBBC Nov 2017 F	100,000,000	2017/01/03	2017/11/29	25.00
67608	HK Bank – HSI R Bull CBBC Dec 2017 A	100,000,000	2017/01/03	2017/12/28	25.00
67589	HK Bank – HSI R Bear CBBC May 2017 I	100,000,000	2017/01/03	2017/05/29	25.00
67597	HK Bank – HSI R Bear CBBC Jun 2017 A	100,000,000	2017/01/03	2017/06/29	25.00
67598	HK Bank – HSI R Bear CBBC Jul 2017 A	100,000,000	2017/01/03	2017/07/28	25.00
67633	HK Bank – Tencent R Bear CBBC Sep 2017 B	40,000,000	2017/01/03	2017/09/18	10.00
67634	HK Bank – Tencent R Bear CBBC Nov 2017 C	40,000,000	2017/01/03	2017/11/06	10.00
67636	HK Bank – Tencent R Bear CBBC Nov 2017 D	40,000,000	2017/01/03	2017/11/13	12.00
67637	HK Bank – Tencent R Bear CBBC Nov 2017 E	40,000,000	2017/01/03	2017/11/20	14.00
67760	J P Morgan SP BV – HSI R Bull CBBC Oct 2017 N	200,000,000	2017/01/03	2017/10/30	50.00
67768	J P Morgan SP BV – HSI R Bear CBBC Apr 2017 L	200,000,000	2017/01/03	2017/04/27	50.00
67788	J P Morgan SP BV – HSI R Bear CBBC Apr 2017 M	200,000,000	2017/01/03	2017/04/27	50.00
67790	SG Issuer – HSI R Bull CBBC Dec 2017 S	200,000,000	2017/01/03	2017/12/28	52.00
67803	SG Issuer – HSI R Bull CBBC Mar 2018 I	200,000,000	2017/01/03	2018/03/28	50.00
67806	SG Issuer – HSI R Bull CBBC Mar 2018 L	200,000,000	2017/01/03	2018/03/28	50.00
67797	SG Issuer – HSI R Bull CBBC Mar 2018 N	200,000,000	2017/01/03	2018/03/28	50.00
67819	SG Issuer – HSI R Bear CBBC Apr 2017 T	200,000,000	2017/01/03	2017/04/27	50.00
67820	SG Issuer – HSI R Bear CBBC Apr 2017 U	200,000,000	2017/01/03	2017/04/27	50.00
67703	UBS AG – HSI R Bull CBBC Sep 2017 D	200,000,000	2017/01/03	2017/09/28	50.00
67704	UBS AG – HSI R Bull CBBC Sep 2017 G	250,000,000	2017/01/03	2017/09/28	62.50
67698	UBS AG – HSI R Bull CBBC Jan 2018 C	300,000,000	2017/01/03	2018/01/30	75.00
67707	UBS AG – HSI R Bear CBBC Apr 2017 N	200,000,000	2017/01/03	2017/04/27	50.00
67727	UBS AG – HSI R Bear CBBC May 2017 E	300,000,000	2017/01/03	2017/05/29	75.00
67827	BNP Paribas Arbit Issu B.V. – HSI R Bull CBBC Nov 2017 T	250,000,000	2017/01/04	2017/11/29	62.50

MAIN BOARD CALLABLE BULL/BEAR CONTRACTS

Code	Callable Bull/Bear Contracts	No. of issue (units)	Listing date	Expiry	Amount raised (HK\$mil.)
67828	BNP Paribas Arbit Issu B.V. – HSI R Bull CBBC Dec 2017 Q	250,000,000	2017/01/04	2017/12/28	62.50
67948	Credit Suisse AG – HSI R Bull CBBC Sep 2017 A	300,000,000	2017/01/04	2017/09/28	75.00
67954	Credit Suisse AG – HSI R Bull CBBC Dec 2017 T	200,000,000	2017/01/04	2017/12/28	50.00
67961	Credit Suisse AG – HSI R Bear CBBC May 2017 E	200,000,000	2017/01/04	2017/05/29	50.00
67963	Credit Suisse AG – HSI R Bear CBBC May 2017 F	200,000,000	2017/01/04	2017/05/29	50.00
67960	Credit Suisse AG – Tencent R Bear CBBC Jul 2017 D	40,000,000	2017/01/04	2017/07/19	10.00
67834	Goldman Sachs SP (Asia) – HSI R Bull CBBC Dec 2017 R	200,000,000	2017/01/04	2017/12/28	50.00
68014	Goldman Sachs SP (Asia) – HSI R Bull CBBC Dec 2017 Y	200,000,000	2017/01/04	2017/12/28	50.00
67920	Goldman Sachs SP (Asia) – HSI R Bear CBBC Apr 2017 Z	200,000,000	2017/01/04	2017/04/27	50.00
67906	HK Bank – HSCEI R Bull CBBC Nov 2017 A	60,000,000	2017/01/04	2017/11/29	15.00
67911	HK Bank – HSCEI R Bear CBBC May 2017 I	50,000,000	2017/01/04	2017/05/29	12.50
67878	HK Bank – HSI R Bear CBBC Jul 2017 B	100,000,000	2017/01/04	2017/07/28	25.00
67855	HK Bank – HSI R Bear CBBC Oct 2017 F	100,000,000	2017/01/04	2017/10/30	25.00
67866	HK Bank – HSI R Bear CBBC Nov 2017 F	100,000,000	2017/01/04	2017/11/29	25.00
67837	HK Bank – ICBC R Bull CBBC Nov 2017 A	50,000,000	2017/01/04	2017/11/30	12.50
67843	HK Bank – ICBC R Bull CBBC Jan 2018 A	50,000,000	2017/01/04	2018/01/08	12.50
67847	HK Bank – ICBC R Bear CBBC Nov 2017 A	40,000,000	2017/01/04	2017/11/30	10.00
67917	J P Morgan SP BV – HSI R Bull CBBC Oct 2017 S	200,000,000	2017/01/04	2017/10/30	50.00
67931	J P Morgan SP BV – HSI R Bear CBBC Apr 2017 N	200,000,000	2017/01/04	2017/04/27	50.00
67940	J P Morgan SP BV – HSI R Bear CBBC Apr 2017 O	200,000,000	2017/01/04	2017/04/27	50.00
67928	J P Morgan SP BV – HSI R Bear CBBC May 2017 A	200,000,000	2017/01/04	2017/05/29	50.00
68015	SG Issuer – HSI R Bull CBBC Dec 2017 T	200,000,000	2017/01/04	2017/12/28	59.00
68016	SG Issuer – HSI R Bull CBBC Dec 2017 U	200,000,000	2017/01/04	2017/12/28	68.00
68017	SG Issuer – HSI R Bull CBBC Dec 2017 V	200,000,000	2017/01/04	2017/12/28	64.00
68024	SG Issuer – HSI R Bull CBBC Mar 2018 D	200,000,000	2017/01/04	2018/03/28	60.00
68031	SG Issuer – HSI R Bull CBBC Mar 2018 J	200,000,000	2017/01/04	2018/03/28	50.00
68033	SG Issuer – HSI R Bear CBBC Apr 2017 V	200,000,000	2017/01/04	2017/04/27	50.00
67988	UBS AG – HSI R Bull CBBC Oct 2017 I	250,000,000	2017/01/04	2017/10/30	62.50
67985	UBS AG – HSI R Bull CBBC Dec 2017 U	200,000,000	2017/01/04	2017/12/28	50.00
67987	UBS AG – HSI R Bull CBBC Dec 2017 Y	250,000,000	2017/01/04	2017/12/28	62.50
68008	UBS AG – HSI R Bear CBBC Apr 2017 J	250,000,000	2017/01/04	2017/04/27	62.50
68011	UBS AG – HSI R Bear CBBC May 2017 F	200,000,000	2017/01/04	2017/05/29	50.00
68163	BNP Paribas Arbit Issu B.V. – Ch Mob R Bull CBBC Dec 2017 A	50,000,000	2017/01/05	2017/12/29	12.50
68157	BNP Paribas Arbit Issu B.V. – Tencent R Bull CBBC Dec 2017 A	50,000,000	2017/01/05	2017/12/29	12.50
68160	BNP Paribas Arbit Issu B.V. – Tencent R Bull CBBC Dec 2017 B	50,000,000	2017/01/05	2017/12/29	12.50
68034	Credit Suisse AG – HSI R Bull CBBC Nov 2017 J	200,000,000	2017/01/05	2017/11/29	50.00
68056	Credit Suisse AG – HSI R Bull CBBC Nov 2017 K	200,000,000	2017/01/05	2017/11/29	50.00
68035	Credit Suisse AG – HSI R Bear CBBC May 2017 G	300,000,000	2017/01/05	2017/05/29	75.00
68051	Credit Suisse AG – HSI R Bear CBBC May 2017 H	300,000,000	2017/01/05	2017/05/29	75.00
68147	Goldman Sachs SP (Asia) – HSI R Bull CBBC Dec 2017 J	200,000,000	2017/01/05	2017/12/28	50.00
68126	Goldman Sachs SP (Asia) – HSI R Bear CBBC Apr 2017 C	200,000,000	2017/01/05	2017/04/27	50.00
68145	Goldman Sachs SP (Asia) – HSI R Bear CBBC Apr 2017 D	200,000,000	2017/01/05	2017/04/27	50.00
68060	HK Bank – AAC Tech R Bull CBBC Oct 2017 C	40,000,000	2017/01/05	2017/10/30	10.00
68090	HK Bank – CC Bank R Bull CBBC Feb 2018 A	50,000,000	2017/01/05	2018/02/12	12.50
68059	HK Bank – CSOP A50 ETF R Bull CBBC Feb 2018 A	50,000,000	2017/01/05	2018/02/12	12.50

MAIN BOARD CALLABLE BULL/BEAR CONTRACTS

Code	Callable Bull/Bear Contracts	No. of issue (units)	Listing date	Expiry	Amount raised (HK\$mil.)
68057	HK Bank – HKEX R Bull CBBC Feb 2018 A	50,000,000	2017/01/05	2018/02/12	17.50
68091	HK Bank – HKEX R Bear CBBC Jul 2017 F	40,000,000	2017/01/05	2017/07/12	10.00
68078	HK Bank – Lenovo R Bear CBBC Dec 2017 A	40,000,000	2017/01/05	2017/12/22	10.00
68166	J P Morgan SP BV – CC Bank R Bull CBBC Nov 2017 A	100,000,000	2017/01/05	2017/11/17	25.00
68173	J P Morgan SP BV – HKEX R Bull CBBC Nov 2017 H	40,000,000	2017/01/05	2017/11/17	10.00
68172	J P Morgan SP BV – HKEX R Bull CBBC Dec 2017 G	40,000,000	2017/01/05	2017/12/15	10.00
68175	J P Morgan SP BV – HKEX R Bear CBBC Jul 2017 F	40,000,000	2017/01/05	2017/07/21	10.00
68164	J P Morgan SP BV – HSBC R Bear CBBC Jul 2017 B	100,000,000	2017/01/05	2017/07/21	25.00
68148	J P Morgan SP BV – HSI R Bull CBBC Oct 2017 T	200,000,000	2017/01/05	2017/10/30	50.00
68151	J P Morgan SP BV – HSI R Bear CBBC Apr 2017 P	200,000,000	2017/01/05	2017/04/27	50.00
68169	J P Morgan SP BV – Tencent R Bull CBBC Nov 2017 H	60,000,000	2017/01/05	2017/11/17	15.00
68177	SG Issuer – HSI R Bull CBBC Mar 2018 K	200,000,000	2017/01/05	2018/03/28	50.00
68179	SG Issuer – HSI R Bull CBBC Mar 2018 P	200,000,000	2017/01/05	2018/03/28	50.00
68180	SG Issuer – HSI R Bear CBBC Apr 2017 W	200,000,000	2017/01/05	2017/04/27	50.00
68184	SG Issuer – HSI R Bear CBBC Apr 2017 X	200,000,000	2017/01/05	2017/04/27	50.00
68117	UBS AG – China Mobile R Bull CBBC Oct 2017 B	50,000,000	2017/01/05	2017/10/16	12.50
68121	UBS AG – HSI R Bull CBBC Oct 2017 O	200,000,000	2017/01/05	2017/10/30	50.00
68108	UBS AG – HSI R Bear CBBC Apr 2017 O	200,000,000	2017/01/05	2017/04/27	50.00
68229	Credit Suisse AG – China Mobile R Bull CBBC Nov 2017 B	50,000,000	2017/01/06	2017/11/02	12.50
68227	Credit Suisse AG – CSOP A50 ETF R Bull CBBC Oct 2017 C	40,000,000	2017/01/06	2017/10/12	10.00
68245	Credit Suisse AG – HSCEI R Bull CBBC Nov 2017 D	100,000,000	2017/01/06	2017/11/29	25.00
68252	Credit Suisse AG – HSCEI R Bull CBBC Nov 2017 E	100,000,000	2017/01/06	2017/11/29	25.00
68261	Credit Suisse AG – HSCEI R Bull CBBC Dec 2017 A	100,000,000	2017/01/06	2017/12/28	25.00
68266	Credit Suisse AG – HSCEI R Bear CBBC May 2017 A	100,000,000	2017/01/06	2017/05/29	25.00
68265	Credit Suisse AG – HSCEI R Bear CBBC Jun 2017 A	100,000,000	2017/01/06	2017/06/29	25.00
68269	Credit Suisse AG – HSI R Bull CBBC Dec 2017 P	200,000,000	2017/01/06	2017/12/28	50.00
68274	Credit Suisse AG – HSI R Bear CBBC May 2017 I	300,000,000	2017/01/06	2017/05/29	75.00
68244	Credit Suisse AG – Tencent R Bull CBBC Jul 2017 D	50,000,000	2017/01/06	2017/07/21	12.50
68241	Credit Suisse AG – Tencent R Bull CBBC Aug 2017 B	50,000,000	2017/01/06	2017/08/04	12.50
68285	Goldman Sachs SP (Asia) – HSI R Bull CBBC Nov 2017 J	200,000,000	2017/01/06	2017/11/29	50.00
68277	Goldman Sachs SP (Asia) – HSI R Bear CBBC Apr 2017 E	200,000,000	2017/01/06	2017/04/27	50.00
68196	HK Bank – HKEX R Bull CBBC Sep 2017 H	50,000,000	2017/01/06	2017/09/29	12.50
68198	HK Bank – HSI R Bull CBBC Sep 2017 Q	100,000,000	2017/01/06	2017/09/28	25.00
68192	HK Bank – Tencent R Bull CBBC Jul 2017 K	50,000,000	2017/01/06	2017/07/31	12.50
68191	HK Bank – Tencent R Bull CBBC Aug 2017 M	50,000,000	2017/01/06	2017/08/21	12.50
68187	HK Bank – Tencent R Bull CBBC Sep 2017 J	50,000,000	2017/01/06	2017/09/29	12.50
68194	HK Bank – Tencent R Bear CBBC Dec 2017 B	40,000,000	2017/01/06	2017/12/11	14.00
68310	J P Morgan SP BV – HSI R Bull CBBC Dec 2017 K	200,000,000	2017/01/06	2017/12/28	50.00
68338	J P Morgan SP BV – HSI R Bull CBBC Dec 2017 L	200,000,000	2017/01/06	2017/12/28	50.00
68316	J P Morgan SP BV – HSI R Bear CBBC Apr 2017 Q	200,000,000	2017/01/06	2017/04/27	50.00
68328	J P Morgan SP BV – HSI R Bear CBBC Apr 2017 R	200,000,000	2017/01/06	2017/04/27	50.00
68330	J P Morgan SP BV – HSI R Bear CBBC Apr 2017 S	200,000,000	2017/01/06	2017/04/27	50.00
68339	J P Morgan SP BV – Tencent R Bull CBBC Oct 2017 G	60,000,000	2017/01/06	2017/10/20	15.00
68201	SG Issuer – CCB R Bull CBBC Dec 2017 A	40,000,000	2017/01/06	2017/12/28	10.00
68202	SG Issuer – HKEX R Bear CBBC Sep 2017 B	100,000,000	2017/01/06	2017/09/28	25.00

MAIN BOARD CALLABLE BULL/BEAR CONTRACTS

Code	Callable Bull/Bear Contracts	No. of issue (units)	Listing date	Expiry	Amount raised (HK\$mil.)
68295	SG Issuer – HSI R Bull CBBC Mar 2018 Q	200,000,000	2017/01/06	2018/03/28	50.00
68305	SG Issuer – HSI R Bear CBBC Apr 2017 Y	200,000,000	2017/01/06	2017/04/27	50.00
68210	SG Issuer – Tencent R Bull CBBC Oct 2017 D	100,000,000	2017/01/06	2017/10/30	25.00
68222	SG Issuer – Tencent R Bull CBBC Oct 2017 E	100,000,000	2017/01/06	2017/10/30	25.00
68213	SG Issuer – Tencent R Bull CBBC Nov 2017 E	100,000,000	2017/01/06	2017/11/29	25.00
68289	UBS AG – HSI R Bull CBBC Nov 2017 N	250,000,000	2017/01/06	2017/11/29	62.50
68286	UBS AG – HSI R Bear CBBC Apr 2017 P	250,000,000	2017/01/06	2017/04/27	62.50
68359	BNP Paribas Arbit Issu B.V. – HSI R Bull CBBC Nov 2017 U	250,000,000	2017/01/09	2017/11/29	62.50
68447	BNP Paribas Arbit Issu B.V. – HSI R Bull CBBC Nov 2017 V	250,000,000	2017/01/09	2017/11/29	62.50
68450	BNP Paribas Arbit Issu B.V. – HSI R Bull CBBC Dec 2017 D	250,000,000	2017/01/09	2017/12/28	62.50
68446	BNP Paribas Arbit Issu B.V. – HSI R Bull CBBC Dec 2017 R	250,000,000	2017/01/09	2017/12/28	62.50
68342	BNP Paribas Arbit Issu B.V. – HSI R Bear CBBC Apr 2017 T	250,000,000	2017/01/09	2017/04/27	62.50
68360	BNP Paribas Arbit Issu B.V. – HSI R Bear CBBC Apr 2017 U	250,000,000	2017/01/09	2017/04/27	62.50
68423	Credit Suisse AG – HKEX R Bull CBBC Nov 2017 D	50,000,000	2017/01/09	2017/11/08	12.50
68424	Credit Suisse AG – HSI R Bull CBBC Nov 2017 Q	200,000,000	2017/01/09	2017/11/29	50.00
68439	Credit Suisse AG – HSI R Bull CBBC Dec 2017 H	200,000,000	2017/01/09	2017/12/28	50.00
68421	Credit Suisse AG – HSI R Bear CBBC Apr 2017 G	200,000,000	2017/01/09	2017/04/27	50.00
68415	Credit Suisse AG – HSI R Bear CBBC Apr 2017 O	200,000,000	2017/01/09	2017/04/27	50.00
68407	Bank of East Asia – HKEX R Bull CBBC Jan 2018 A	30,000,000	2017/01/09	2018/01/08	10.50
68408	Bank of East Asia – Ping An R Bull CBBC Jan 2018 A	16,000,000	2017/01/09	2018/01/08	10.40
68401	Bank of East Asia – Tencent R Bull CBBC Jan 2018 B	30,000,000	2017/01/09	2018/01/08	10.50
68396	Goldman Sachs SP (Asia) – HSI R Bull CBBC Nov 2017 S	200,000,000	2017/01/09	2017/11/29	50.00
68340	Goldman Sachs SP (Asia) – HSI R Bear CBBC Apr 2017 A	200,000,000	2017/01/09	2017/04/27	50.00
68395	Goldman Sachs SP (Asia) – HSI R Bear CBBC Apr 2017 G	200,000,000	2017/01/09	2017/04/27	50.00
68375	HK Bank – BOC HK R Bull CBBC Jan 2018 A	40,000,000	2017/01/09	2018/01/12	18.00
68384	HK Bank – CNOOC R Bear CBBC Jul 2017 C	40,000,000	2017/01/09	2017/07/31	10.00
68388	HK Bank – HKEX R Bull CBBC Dec 2017 E	50,000,000	2017/01/09	2017/12/22	12.50
68387	HK Bank – HKEX R Bull CBBC Jan 2018 C	50,000,000	2017/01/09	2018/01/12	12.50
68371	HK Bank – HSCEI R Bull CBBC Dec 2017 B	60,000,000	2017/01/09	2017/12/28	15.00
68364	HK Bank – HSI R Bull CBBC Dec 2017 B	100,000,000	2017/01/09	2017/12/28	25.00
68370	HK Bank – HSI R Bull CBBC Dec 2017 C	100,000,000	2017/01/09	2017/12/28	25.00
68552	J P Morgan SP BV – AIA R Bull CBBC Jul 2017 B	100,000,000	2017/01/09	2017/07/21	25.00
68599	J P Morgan SP BV – China Mobile R Bull CBBC Nov 2017 E	100,000,000	2017/01/09	2017/11/17	25.00
68576	J P Morgan SP BV – CNOOC R Bull CBBC Nov 2017 A	50,000,000	2017/01/09	2017/11/17	12.50
68488	J P Morgan SP BV – CSOP A50 ETF R Bull CBBC Jan 2018 B	100,000,000	2017/01/09	2018/01/19	25.00
68489	J P Morgan SP BV – CSOP A50 ETF R Bull CBBC Jan 2018 C	100,000,000	2017/01/09	2018/01/19	25.00
68490	J P Morgan SP BV – CSOP A50 ETF R Bear CBBC Oct 2017 A	60,000,000	2017/01/09	2017/10/20	15.00
68600	J P Morgan SP BV – A50 China R Bull CBBC Jan 2018 A	100,000,000	2017/01/09	2018/01/19	25.00
68625	J P Morgan SP BV – A50 China R Bear CBBC Oct 2017 A	60,000,000	2017/01/09	2017/10/20	15.00
68578	J P Morgan SP BV – Geely Auto R Bull CBBC Dec 2017 B	80,000,000	2017/01/09	2017/12/15	20.00
68574	J P Morgan SP BV – Galaxy Ent R Bull CBBC Oct 2017 C	150,000,000	2017/01/09	2017/10/20	37.50
68597	J P Morgan SP BV – HKEX R Bull CBBC Oct 2017 H	40,000,000	2017/01/09	2017/10/20	10.00
68593	J P Morgan SP BV – HKEX R Bull CBBC Dec 2017 H	40,000,000	2017/01/09	2017/12/15	10.00
68528	J P Morgan SP BV – HSCEI R Bull CBBC Aug 2017 B	100,000,000	2017/01/09	2017/08/30	25.00
68546	J P Morgan SP BV – HSCEI R Bear CBBC May 2017 B	100,000,000	2017/01/09	2017/05/29	25.00

MAIN BOARD CALLABLE BULL/BEAR CONTRACTS

Code	Callable Bull/Bear Contracts	No. of issue (units)	Listing date	Expiry	Amount raised (HK\$mil.)
68491	J P Morgan SP BV – HSI R Bull CBBC Oct 2017 U	200,000,000	2017/01/09	2017/10/30	50.00
68493	J P Morgan SP BV – HSI R Bull CBBC Nov 2017 E	200,000,000	2017/01/09	2017/11/29	50.00
68502	J P Morgan SP BV – HSI R Bull CBBC Dec 2017 M	200,000,000	2017/01/09	2017/12/28	50.00
68504	J P Morgan SP BV – HSI R Bull CBBC Jan 2018 V	200,000,000	2017/01/09	2018/01/30	50.00
68510	J P Morgan SP BV – HSI R Bull CBBC Feb 2018 M	200,000,000	2017/01/09	2018/02/27	50.00
68522	J P Morgan SP BV – HSI R Bear CBBC Apr 2017 T	200,000,000	2017/01/09	2017/04/27	50.00
68523	J P Morgan SP BV – HSI R Bear CBBC Apr 2017 U	200,000,000	2017/01/09	2017/04/27	50.00
68524	J P Morgan SP BV – HSI R Bear CBBC Apr 2017 V	200,000,000	2017/01/09	2017/04/27	50.00
68526	J P Morgan SP BV – HSI R Bear CBBC Apr 2017 W	200,000,000	2017/01/09	2017/04/27	50.00
68583	J P Morgan SP BV – HSI R Bear CBBC Apr 2017 X	200,000,000	2017/01/09	2017/04/27	50.00
68577	J P Morgan SP BV – Lenovo R Bull CBBC Dec 2017 C	100,000,000	2017/01/09	2017/12/15	25.00
68598	J P Morgan SP BV – Ping An R Bull CBBC Dec 2017 E	150,000,000	2017/01/09	2017/12/15	37.50
68561	J P Morgan SP BV – Sands China R Bull CBBC Oct 2017 C	150,000,000	2017/01/09	2017/10/20	37.50
68592	J P Morgan SP BV – Tencent R Bull CBBC Oct 2017 H	60,000,000	2017/01/09	2017/10/20	15.00
68589	J P Morgan SP BV – Tencent R Bull CBBC Nov 2017 I	40,000,000	2017/01/09	2017/11/17	10.00
68587	J P Morgan SP BV – Tencent R Bull CBBC Dec 2017 I	60,000,000	2017/01/09	2017/12/15	15.00
68451	SG Issuer – HSI R Bull CBBC Mar 2018 R	200,000,000	2017/01/09	2018/03/28	50.00
68455	SG Issuer – HSI R Bull CBBC Mar 2018 U	200,000,000	2017/01/09	2018/03/28	50.00
68464	SG Issuer – HSI R Bear CBBC Apr 2017 A	200,000,000	2017/01/09	2017/04/27	50.00
68463	SG Issuer – HSI R Bear CBBC Apr 2017 Z	200,000,000	2017/01/09	2017/04/27	50.00
68479	UBS AG – HSI R Bull CBBC Oct 2017 W	200,000,000	2017/01/09	2017/10/30	50.00
68481	UBS AG – HSI R Bull CBBC Nov 2017 K	250,000,000	2017/01/09	2017/11/29	62.50
68478	UBS AG – HSI R Bull CBBC Dec 2017 C	250,000,000	2017/01/09	2017/12/28	62.50
68467	UBS AG – HSI R Bear CBBC Apr 2017 Q	200,000,000	2017/01/09	2017/04/27	50.00
68468	UBS AG – HSI R Bear CBBC Apr 2017 R	250,000,000	2017/01/09	2017/04/27	62.50
68722	Credit Suisse AG – China Life R Bull CBBC Nov 2017 B	40,000,000	2017/01/10	2017/11/15	10.00
68734	Credit Suisse AG – HSI R Bull CBBC Nov 2017 R	200,000,000	2017/01/10	2017/11/29	50.00
68735	Credit Suisse AG – HSI R Bull CBBC Dec 2017 I	200,000,000	2017/01/10	2017/12/28	50.00
68723	Credit Suisse AG – HSI R Bear CBBC Apr 2017 H	200,000,000	2017/01/10	2017/04/27	50.00
68727	Credit Suisse AG – HSI R Bear CBBC Apr 2017 L	200,000,000	2017/01/10	2017/04/27	50.00
68736	Goldman Sachs SP (Asia) – HSI R Bull CBBC Nov 2017 B	200,000,000	2017/01/10	2017/11/29	50.00
68742	Goldman Sachs SP (Asia) – HSI R Bull CBBC Nov 2017 V	200,000,000	2017/01/10	2017/11/29	50.00
68627	Goldman Sachs SP (Asia) – HSI R Bear CBBC Apr 2017 F	200,000,000	2017/01/10	2017/04/27	50.00
68710	Haitong Int'l Sec – BOCL R Bull CBBC Sep 2017 A	60,000,000	2017/01/10	2017/09/14	15.00
68680	Haitong Int'l Sec – China Mobile R Bull CBBC Nov 2017 A	40,000,000	2017/01/10	2017/11/02	10.00
68654	Haitong Int'l Sec – COVS R Bull CBBC Nov 2017 A	40,000,000	2017/01/10	2017/11/06	10.80
68665	Haitong Int'l Sec – CC Bank R Bull CBBC Aug 2017 A	60,000,000	2017/01/10	2017/08/18	15.00
68633	Haitong Int'l Sec – CKH R Bull CBBC Nov 2017 A	40,000,000	2017/01/10	2017/11/30	10.00
68708	Haitong Int'l Sec – China Life R Bull CBBC Nov 2017 A	40,000,000	2017/01/10	2017/11/03	10.00
68659	Haitong Int'l Sec – CNOOC R Bull CBBC Oct 2017 C	40,000,000	2017/01/10	2017/10/06	10.00
68642	Haitong Int'l Sec – Sinopec Corp R Bull CBBC Oct 2017 A	40,000,000	2017/01/10	2017/10/30	10.00
68714	Haitong Int'l Sec – CSOP A50 ETF R Bull CBBC Dec 2017 A	40,000,000	2017/01/10	2017/12/29	10.00
68715	Haitong Int'l Sec – A50 R Bull CBBC Dec 2017 A	40,000,000	2017/01/10	2017/12/28	10.00
68637	Haitong Int'l Sec – Galaxy Ent R Bull CBBC Oct 2017 B	60,000,000	2017/01/10	2017/10/31	15.00
68645	Haitong Int'l Sec – HKEX R Bull CBBC Oct 2017 A	40,000,000	2017/01/10	2017/10/19	10.00

MAIN BOARD CALLABLE BULL/BEAR CONTRACTS

Code	Callable Bull/Bear Contracts	No. of issue (units)	Listing date	Expiry	Amount raised (HK\$mil.)
68634	Haitong Int'l Sec - HSBC R Bull CBBC Nov 2017 B	50,000,000	2017/01/10	2017/11/28	12.50
68687	Haitong Int'l Sec - ICBC R Bull CBBC Sep 2017 A	60,000,000	2017/01/10	2017/09/15	15.00
68658	Haitong Int'l Sec - PetCh R Bull CBBC Oct 2017 A	40,000,000	2017/01/10	2017/10/27	10.00
68701	Haitong Int'l Sec - Ping An R Bull CBBC Oct 2017 C	60,000,000	2017/01/10	2017/10/27	15.00
68656	Haitong Int'l Sec - Tencent R Bull CBBC Sep 2017 E	40,000,000	2017/01/10	2017/09/15	10.00
68749	J P Morgan SP BV - CKH R Bull CBBC Dec 2017 A	40,000,000	2017/01/10	2017/12/15	10.00
68750	J P Morgan SP BV - China Life R Bull CBBC Nov 2017 B	40,000,000	2017/01/10	2017/11/17	10.00
68756	J P Morgan SP BV - HSI R Bull CBBC Nov 2017 F	200,000,000	2017/01/10	2017/11/29	50.00
68757	J P Morgan SP BV - HSI R Bull CBBC Dec 2017 R	200,000,000	2017/01/10	2017/12/28	50.00
68745	J P Morgan SP BV - HSI R Bear CBBC Apr 2017 Y	200,000,000	2017/01/10	2017/04/27	50.00
68771	SG Issuer - HSI R Bull CBBC Mar 2018 O	200,000,000	2017/01/10	2018/03/28	50.00
68761	SG Issuer - HSI R Bull CBBC Mar 2018 Y	200,000,000	2017/01/10	2018/03/28	50.00
68768	SG Issuer - HSI R Bull CBBC Mar 2018 Z	200,000,000	2017/01/10	2018/03/28	50.00
68779	SG Issuer - HSI R Bear CBBC Apr 2017 B	200,000,000	2017/01/10	2017/04/27	50.00
68780	SG Issuer - HSI R Bear CBBC Apr 2017 C	200,000,000	2017/01/10	2017/04/27	50.00
68806	UBS AG - HSI R Bull CBBC Nov 2017 A	250,000,000	2017/01/10	2017/11/29	62.50
68811	UBS AG - HSI R Bull CBBC Nov 2017 J	200,000,000	2017/01/10	2017/11/29	50.00
68805	UBS AG - HSI R Bear CBBC Apr 2017 K	250,000,000	2017/01/10	2017/04/27	62.50
68804	UBS AG - HSI R Bear CBBC Apr 2017 S	200,000,000	2017/01/10	2017/04/27	50.00
68817	BNP Paribas Arbit Issu B.V. - HSI R Bull CBBC Nov 2017 W	250,000,000	2017/01/11	2017/11/29	62.50
68819	BNP Paribas Arbit Issu B.V. - HSI R Bear CBBC Apr 2017 V	250,000,000	2017/01/11	2017/04/27	62.50
68859	Credit Suisse AG - HSI R Bull CBBC Nov 2017 D	200,000,000	2017/01/11	2017/11/29	50.00
68862	Credit Suisse AG - HSI R Bull CBBC Dec 2017 J	200,000,000	2017/01/11	2017/12/28	50.00
68864	Credit Suisse AG - HSI R Bear CBBC Apr 2017 M	200,000,000	2017/01/11	2017/04/27	50.00
68871	Goldman Sachs SP (Asia) - HSI R Bull CBBC Dec 2017 T	200,000,000	2017/01/11	2017/12/28	50.00
68867	Goldman Sachs SP (Asia) - HSI R Bear CBBC Apr 2017 H	200,000,000	2017/01/11	2017/04/27	50.00
68849	Haitong Int'l Sec - ABC R Bull CBBC Dec 2017 A	60,000,000	2017/01/11	2017/12/15	15.00
68851	Haitong Int'l Sec - AIA R Bull CBBC Sep 2017 B	60,000,000	2017/01/11	2017/09/15	15.00
68838	Haitong Int'l Sec - Lenovo R Bull CBBC Dec 2017 A	40,000,000	2017/01/11	2017/12/01	10.00
68833	Haitong Int'l Sec - SHK Ppt R Bull CBBC Dec 2017 B	40,000,000	2017/01/11	2017/12/15	10.00
68856	Haitong Int'l Sec - China Vanke R Bull CBBC Sep 2017 B	40,000,000	2017/01/11	2017/09/18	11.40
68901	J P Morgan SP BV - HSI R Bull CBBC Oct 2017 V	200,000,000	2017/01/11	2017/10/30	50.00
68907	J P Morgan SP BV - HSI R Bear CBBC Apr 2017 Z	200,000,000	2017/01/11	2017/04/27	50.00
68816	Macquarie Bank Ltd. - HKEX R Bull CBBC Sep 2017 A	40,000,000	2017/01/11	2017/09/29	10.00
68876	SG Issuer - HSI R Bull CBBC Mar 2018 A	200,000,000	2017/01/11	2018/03/28	50.00
68889	SG Issuer - HSI R Bull CBBC Mar 2018 E	200,000,000	2017/01/11	2018/03/28	50.00
68914	UBS AG - AIA R Bull CBBC Sep 2017 B	50,000,000	2017/01/11	2017/09/11	12.50
68913	UBS AG - HKEX R Bull CBBC Sep 2017 D	50,000,000	2017/01/11	2017/09/18	12.50
68909	UBS AG - HSI R Bull CBBC Sep 2017 K	200,000,000	2017/01/11	2017/09/28	50.00
68916	UBS AG - HSI R Bull CBBC Sep 2017 L	250,000,000	2017/01/11	2017/09/28	62.50
68912	UBS AG - HSI R Bear CBBC Apr 2017 H	250,000,000	2017/01/11	2017/04/27	62.50
68915	UBS AG - Ping An R Bull CBBC Sep 2017 A	50,000,000	2017/01/11	2017/09/25	12.50
68948	BNP Paribas Arbit Issu B.V. - HSI R Bull CBBC Nov 2017 X	250,000,000	2017/01/12	2017/11/29	62.50
68947	BNP Paribas Arbit Issu B.V. - HSI R Bull CBBC Dec 2017 S	250,000,000	2017/01/12	2017/12/28	62.50
68950	BNP Paribas Arbit Issu B.V. - HSI R Bull CBBC Dec 2017 T	250,000,000	2017/01/12	2017/12/28	62.50

MAIN BOARD CALLABLE BULL/BEAR CONTRACTS

Code	Callable Bull/Bear Contracts	No. of issue (units)	Listing date	Expiry	Amount raised (HK\$mil.)
68921	BNP Paribas Arbit Issu B.V. – HSI R Bear CBBC Apr 2017 W	250,000,000	2017/01/12	2017/04/27	62.50
68922	BNP Paribas Arbit Issu B.V. – HSI R Bear CBBC Apr 2017 X	250,000,000	2017/01/12	2017/04/27	62.50
68972	Credit Suisse AG – AAC Tech R Bull CBBC Oct 2017 A	50,000,000	2017/01/12	2017/10/24	12.50
68977	Credit Suisse AG – Geely Auto R Bull CBBC Sep 2017 A	50,000,000	2017/01/12	2017/09/12	12.50
68986	Credit Suisse AG – Geely Auto R Bull CBBC Oct 2017 A	50,000,000	2017/01/12	2017/10/18	12.50
68963	Credit Suisse AG – HSBC R Bull CBBC Dec 2017 D	50,000,000	2017/01/12	2017/12/14	12.50
68997	Credit Suisse AG – HSI R Bull CBBC Sep 2017 C	300,000,000	2017/01/12	2017/09/28	75.00
69014	Credit Suisse AG – HSI R Bull CBBC Nov 2017 F	200,000,000	2017/01/12	2017/11/29	50.00
68991	Credit Suisse AG – HSI R Bull CBBC Dec 2017 K	200,000,000	2017/01/12	2017/12/28	50.00
68960	Credit Suisse AG – HSI R Bear CBBC Apr 2017 F	200,000,000	2017/01/12	2017/04/27	50.00
68957	Credit Suisse AG – HSI R Bear CBBC Apr 2017 I	200,000,000	2017/01/12	2017/04/27	50.00
68955	Credit Suisse AG – HSI R Bear CBBC Apr 2017 P	300,000,000	2017/01/12	2017/04/27	75.00
68956	Credit Suisse AG – HSI R Bear CBBC Apr 2017 S	200,000,000	2017/01/12	2017/04/27	50.00
69012	Credit Suisse AG – Lenovo R Bull CBBC Sep 2017 A	50,000,000	2017/01/12	2017/09/15	12.50
68966	Credit Suisse AG – Tencent R Bull CBBC Aug 2017 C	50,000,000	2017/01/12	2017/08/14	12.50
69019	Goldman Sachs SP (Asia) – HSI R Bull CBBC Nov 2017 Y	200,000,000	2017/01/12	2017/11/29	50.00
69030	Goldman Sachs SP (Asia) – HSI R Bull CBBC Nov 2017 Z	200,000,000	2017/01/12	2017/11/29	50.00
68918	Goldman Sachs SP (Asia) – HSI R Bear CBBC May 2017 A	200,000,000	2017/01/12	2017/05/29	50.00
69018	Goldman Sachs SP (Asia) – HSI R Bear CBBC May 2017 B	200,000,000	2017/01/12	2017/05/29	50.00
68925	HK Bank – China Life R Bull CBBC Jan 2018 A	40,000,000	2017/01/12	2018/01/22	10.00
68944	HK Bank – CSOP A50 ETF R Bull CBBC Jan 2018 E	50,000,000	2017/01/12	2018/01/22	12.50
68943	HK Bank – A50 R Bull CBBC Jan 2018 E	50,000,000	2017/01/12	2018/01/22	12.50
68929	HK Bank – Geely Auto R Bull CBBC Jan 2018 A	40,000,000	2017/01/12	2018/01/22	10.00
68946	HK Bank – HSCEI R Bull CBBC Oct 2017 E	60,000,000	2017/01/12	2017/10/30	15.00
68926	HK Bank – HSI R Bull CBBC Oct 2017 L	100,000,000	2017/01/12	2017/10/30	25.00
68945	HK Bank – HSI R Bull CBBC Nov 2017 G	100,000,000	2017/01/12	2017/11/29	25.00
68939	HK Bank – Lenovo R Bull CBBC Jan 2018 A	40,000,000	2017/01/12	2018/01/22	10.00
68937	HK Bank – Tencent R Bull CBBC Jan 2018 A	50,000,000	2017/01/12	2018/01/22	12.50
69111	J P Morgan SP BV – China Life R Bull CBBC Oct 2017 B	40,000,000	2017/01/12	2017/10/20	10.00
69121	J P Morgan SP BV – HSI R Bull CBBC Oct 2017 X	200,000,000	2017/01/12	2017/10/30	50.00
69124	J P Morgan SP BV – HSI R Bull CBBC Nov 2017 G	200,000,000	2017/01/12	2017/11/29	50.00
69126	J P Morgan SP BV – HSI R Bull CBBC Dec 2017 U	200,000,000	2017/01/12	2017/12/28	50.00
69128	J P Morgan SP BV – HSI R Bear CBBC Apr 2017 A	200,000,000	2017/01/12	2017/04/27	50.00
69105	J P Morgan SP BV – HSI R Bear CBBC Apr 2017 G	200,000,000	2017/01/12	2017/04/27	50.00
69109	J P Morgan SP BV – HSI R Bear CBBC Apr 2017 H	200,000,000	2017/01/12	2017/04/27	50.00
69113	J P Morgan SP BV – Tencent R Bull CBBC Nov 2017 J	60,000,000	2017/01/12	2017/11/17	15.00
69129	SG Issuer – China Life R Bull CBBC Dec 2017 D	40,000,000	2017/01/12	2017/12/28	10.00
68952	SG Issuer – CSA50 R Bull CBBC Feb 2018 A	40,000,000	2017/01/12	2018/02/27	10.00
68953	SG Issuer – A50 R Bull CBBC Feb 2018 A	40,000,000	2017/01/12	2018/02/27	10.00
69134	SG Issuer – HKEX R Bull CBBC Jan 2018 A	100,000,000	2017/01/12	2018/01/30	25.00
69135	SG Issuer – HKEX R Bull CBBC Feb 2018 A	100,000,000	2017/01/12	2018/02/27	25.00
69041	SG Issuer – HSI R Bull CBBC Mar 2018 B	200,000,000	2017/01/12	2018/03/28	50.00
69033	SG Issuer – HSI R Bull CBBC Mar 2018 V	200,000,000	2017/01/12	2018/03/28	50.00
69040	SG Issuer – HSI R Bull CBBC Mar 2018 W	200,000,000	2017/01/12	2018/03/28	50.00
69059	SG Issuer – HSI R Bear CBBC Apr 2017 D	200,000,000	2017/01/12	2017/04/27	50.00

MAIN BOARD CALLABLE BULL/BEAR CONTRACTS

Code	Callable Bull/Bear Contracts	No. of issue (units)	Listing date	Expiry	Amount raised (HK\$mil.)
69064	SG Issuer – HSI R Bear CBBC Apr 2017 E	200,000,000	2017/01/12	2017/04/27	50.00
69137	SG Issuer – ICBC R Bull CBBC Jan 2018 A	40,000,000	2017/01/12	2018/01/30	10.00
69144	SG Issuer – Tencent R Bull CBBC Jan 2018 A	100,000,000	2017/01/12	2018/01/30	25.00
69148	SG Issuer – Tencent R Bull CBBC Mar 2018 A	100,000,000	2017/01/12	2018/03/28	25.00
69149	SG Issuer – Tencent R Bear CBBC Aug 2017 E	100,000,000	2017/01/12	2017/08/30	25.00
68923	UBS AG – China Life R Bull CBBC Nov 2017 A	40,000,000	2017/01/12	2017/11/13	10.00
69092	UBS AG – HSBC R Bull CBBC Dec 2017 A	50,000,000	2017/01/12	2017/12/11	12.50
69095	UBS AG – HSI R Bull CBBC Oct 2017 C	200,000,000	2017/01/12	2017/10/30	50.00
69098	UBS AG – HSI R Bull CBBC Oct 2017 P	250,000,000	2017/01/12	2017/10/30	62.50
69094	UBS AG – HSI R Bull CBBC Dec 2017 N	250,000,000	2017/01/12	2017/12/28	62.50
69074	UBS AG – HSI R Bear CBBC Apr 2017 L	300,000,000	2017/01/12	2017/04/27	75.00
69081	UBS AG – HSI R Bear CBBC Apr 2017 M	200,000,000	2017/01/12	2017/04/27	50.00
69084	UBS AG – HSI R Bear CBBC Apr 2017 V	250,000,000	2017/01/12	2017/04/27	62.50
69085	UBS AG – Tencent R Bull CBBC Oct 2017 A	50,000,000	2017/01/12	2017/10/09	12.50
69090	UBS AG – Tencent R Bull CBBC Nov 2017 B	50,000,000	2017/01/12	2017/11/13	12.50
69202	BNP Paribas Arbit Issu B.V. – HSI R Bull CBBC Nov 2017 C	250,000,000	2017/01/13	2017/11/29	62.50
69150	BNP Paribas Arbit Issu B.V. – HSI R Bear CBBC Apr 2017 Y	250,000,000	2017/01/13	2017/04/27	62.50
69151	BNP Paribas Arbit Issu B.V. – HSI R Bear CBBC Apr 2017 Z	250,000,000	2017/01/13	2017/04/27	62.50
69285	Credit Suisse AG – Galaxy Ent R Bull CBBC Nov 2017 A	50,000,000	2017/01/13	2017/11/23	12.50
69286	Credit Suisse AG – Galaxy Ent R Bull CBBC Nov 2017 B	50,000,000	2017/01/13	2017/11/29	12.50
69287	Credit Suisse AG – Galaxy Ent R Bear CBBC Dec 2017 A	50,000,000	2017/01/13	2017/12/07	12.50
69288	Credit Suisse AG – Galaxy Ent R Bear CBBC Dec 2017 B	50,000,000	2017/01/13	2017/12/13	12.50
69247	Credit Suisse AG – HSI R Bull CBBC Nov 2017 G	200,000,000	2017/01/13	2017/11/29	50.00
69284	Credit Suisse AG – HSI R Bull CBBC Nov 2017 H	200,000,000	2017/01/13	2017/11/29	50.00
69257	Credit Suisse AG – HSI R Bull CBBC Dec 2017 L	200,000,000	2017/01/13	2017/12/28	50.00
69239	Credit Suisse AG – HSI R Bear CBBC Apr 2017 W	200,000,000	2017/01/13	2017/04/27	50.00
69246	Credit Suisse AG – HSI R Bear CBBC Apr 2017 X	200,000,000	2017/01/13	2017/04/27	50.00
69294	Credit Suisse AG – Sands China R Bull CBBC Nov 2017 A	50,000,000	2017/01/13	2017/11/23	12.50
69296	Credit Suisse AG – Sands China R Bull CBBC Nov 2017 B	50,000,000	2017/01/13	2017/11/29	12.50
69299	Credit Suisse AG – Sands China R Bear CBBC Dec 2017 A	50,000,000	2017/01/13	2017/12/07	12.50
69301	Credit Suisse AG – Sands China R Bear CBBC Dec 2017 B	50,000,000	2017/01/13	2017/12/13	12.50
69212	Bank of East Asia – China Mobile R Bull CBBC Jan 2018 A	40,000,000	2017/01/13	2018/01/16	10.00
69209	Bank of East Asia – China Life R Bull CBBC Apr 2018 A	30,000,000	2017/01/13	2018/04/30	10.50
69210	Bank of East Asia – Galaxy Ent R Bull CBBC Jan 2018 A	20,000,000	2017/01/13	2018/01/16	10.00
69204	Bank of East Asia – HKEX R Bull CBBC Apr 2018 A	30,000,000	2017/01/13	2018/04/30	10.50
69203	Bank of East Asia – Tencent R Bull CBBC Jan 2018 C	30,000,000	2017/01/13	2018/01/16	10.50
69215	Goldman Sachs SP (Asia) – HSI R Bull CBBC Dec 2017 F	200,000,000	2017/01/13	2017/12/28	50.00
69213	Goldman Sachs SP (Asia) – HSI R Bull CBBC Dec 2017 X	200,000,000	2017/01/13	2017/12/28	50.00
69170	Goldman Sachs SP (Asia) – HSI R Bear CBBC May 2017 C	200,000,000	2017/01/13	2017/05/29	50.00
69171	Goldman Sachs SP (Asia) – HSI R Bear CBBC May 2017 D	200,000,000	2017/01/13	2017/05/29	50.00
69181	HK Bank – COVS R Bear CBBC Jan 2018 A	40,000,000	2017/01/13	2018/01/15	10.00
69188	HK Bank – CUni R Bull CBBC Feb 2018 A	40,000,000	2017/01/13	2018/02/12	10.00
69187	HK Bank – CKH R Bull CBBC Feb 2018 A	40,000,000	2017/01/13	2018/02/12	10.00
69189	HK Bank – CNOOC R Bull CBBC Feb 2018 A	50,000,000	2017/01/13	2018/02/12	12.50
69175	HK Bank – Sinopec Corp R Bull CBBC Jan 2018 A	50,000,000	2017/01/13	2018/01/15	12.50

MAIN BOARD CALLABLE BULL/BEAR CONTRACTS

Code	Callable Bull/Bear Contracts	No. of issue (units)	Listing date	Expiry	Amount raised (HK\$mil.)
69174	HK Bank – Galaxy Ent R Bear CBBC Jan 2018 B	40,000,000	2017/01/13	2018/01/15	10.00
69176	HK Bank – HKEX R Bear CBBC Oct 2017 A	40,000,000	2017/01/13	2017/10/17	10.00
69172	HK Bank – SHK Ppt R Bull CBBC Jan 2018 C	40,000,000	2017/01/13	2018/01/15	10.00
69186	HK Bank – Tencent R Bull CBBC Dec 2017 B	50,000,000	2017/01/13	2017/12/15	12.50
69405	J P Morgan SP BV – HSI R Bull CBBC Nov 2017 B	200,000,000	2017/01/13	2017/11/29	50.00
69408	J P Morgan SP BV – HSI R Bull CBBC Dec 2017 O	200,000,000	2017/01/13	2017/12/28	50.00
69402	J P Morgan SP BV – HSI R Bear CBBC Apr 2017 D	200,000,000	2017/01/13	2017/04/27	50.00
69411	J P Morgan SP BV – HSI R Bear CBBC May 2017 B	200,000,000	2017/01/13	2017/05/29	50.00
69412	J P Morgan SP BV – PetCh R Bull CBBC Oct 2017 A	100,000,000	2017/01/13	2017/10/20	25.00
69413	J P Morgan SP BV – Tencent R Bull CBBC Oct 2017 I	60,000,000	2017/01/13	2017/10/20	15.00
69216	SG Issuer – HSCEI R Bull CBBC Nov 2018 B	200,000,000	2017/01/13	2018/11/29	50.00
69217	SG Issuer – HSCEI R Bull CBBC Nov 2018 C	200,000,000	2017/01/13	2018/11/29	50.00
69219	SG Issuer – HSCEI R Bull CBBC Nov 2018 D	200,000,000	2017/01/13	2018/11/29	50.00
69222	SG Issuer – HSCEI R Bull CBBC Nov 2018 E	200,000,000	2017/01/13	2018/11/29	50.00
69221	SG Issuer – HSCEI R Bull CBBC Dec 2018 B	200,000,000	2017/01/13	2018/12/28	50.00
69237	SG Issuer – HSCEI R Bear CBBC Jul 2017 E	200,000,000	2017/01/13	2017/07/28	50.00
69227	SG Issuer – HSCEI R Bear CBBC Aug 2017 A	200,000,000	2017/01/13	2017/08/30	50.00
69238	SG Issuer – HSCEI R Bear CBBC Aug 2017 B	200,000,000	2017/01/13	2017/08/30	50.00
69418	SG Issuer – HSI R Bull CBBC Mar 2018 G	200,000,000	2017/01/13	2018/03/28	50.00
69423	SG Issuer – HSI R Bull CBBC Mar 2018 S	200,000,000	2017/01/13	2018/03/28	50.00
69425	SG Issuer – HSI R Bull CBBC Mar 2018 T	200,000,000	2017/01/13	2018/03/28	50.00
69428	SG Issuer – HSI R Bear CBBC Apr 2017 O	200,000,000	2017/01/13	2017/04/27	50.00
69358	UBS AG – CKH R Bull CBBC Jun 2017 A	40,000,000	2017/01/13	2017/06/12	10.00
69359	UBS AG – Galaxy Ent R Bull CBBC Oct 2017 A	40,000,000	2017/01/13	2017/10/16	10.00
69395	UBS AG – HSI R Bull CBBC Sep 2017 P	250,000,000	2017/01/13	2017/09/28	62.50
69370	UBS AG – HSI R Bull CBBC Oct 2017 K	250,000,000	2017/01/13	2017/10/30	62.50
69384	UBS AG – HSI R Bull CBBC Nov 2017 V	200,000,000	2017/01/13	2017/11/29	50.00
69315	UBS AG – HSI R Bear CBBC Apr 2017 W	200,000,000	2017/01/13	2017/04/27	50.00
69322	UBS AG – HSI R Bear CBBC Apr 2017 Y	250,000,000	2017/01/13	2017/04/27	62.50
69347	UBS AG – HSI R Bear CBBC Apr 2017 Z	250,000,000	2017/01/13	2017/04/27	62.50
69357	UBS AG – HSI R Bear CBBC May 2017 G	250,000,000	2017/01/13	2017/05/29	62.50
69360	UBS AG – Sands China R Bull CBBC Oct 2017 A	40,000,000	2017/01/13	2017/10/09	10.00
69563	Credit Suisse AG – HSI R Bull CBBC Sep 2017 E	300,000,000	2017/01/16	2017/09/28	75.00
69531	Credit Suisse AG – HSI R Bull CBBC Nov 2017 L	200,000,000	2017/01/16	2017/11/29	50.00
69528	Credit Suisse AG – HSI R Bull CBBC Dec 2017 M	200,000,000	2017/01/16	2017/12/28	50.00
69533	Credit Suisse AG – HSI R Bear CBBC Apr 2017 Y	200,000,000	2017/01/16	2017/04/27	50.00
69514	Goldman Sachs SP (Asia) – HSI R Bull CBBC Dec 2017 H	200,000,000	2017/01/16	2017/12/28	50.00
69515	Goldman Sachs SP (Asia) – HSI R Bull CBBC Dec 2017 V	200,000,000	2017/01/16	2017/12/28	50.00
69526	Goldman Sachs SP (Asia) – HSI R Bear CBBC May 2017 E	200,000,000	2017/01/16	2017/05/29	50.00
69438	HK Bank – AAC Tech R Bull CBBC Jan 2018 B	40,000,000	2017/01/16	2018/01/08	10.00
69430	HK Bank – ABC R Bear CBBC Mar 2018 A	40,000,000	2017/01/16	2018/03/05	10.00
69431	HK Bank – AIA R Bull CBBC Jan 2018 B	60,000,000	2017/01/16	2018/01/08	15.00
69455	HK Bank – BOC HK R Bull CBBC Nov 2017 A	40,000,000	2017/01/16	2017/11/30	28.00
69504	HK Bank – BOCL R Bear CBBC Dec 2017 A	40,000,000	2017/01/16	2017/12/22	10.00
69507	HK Bank – HSI R Bear CBBC May 2017 J	100,000,000	2017/01/16	2017/05/29	25.00

MAIN BOARD CALLABLE BULL/BEAR CONTRACTS

Code	Callable Bull/Bear Contracts	No. of issue (units)	Listing date	Expiry	Amount raised (HK\$mil.)
69429	HK Bank – PetCh R Bull CBBC Jan 2018 A	50,000,000	2017/01/16	2018/01/15	12.50
69506	HK Bank – PICC P&C R R Bear CBBC Nov 2017 A	40,000,000	2017/01/16	2017/11/30	10.00
69496	HK Bank – Ping An R Bull CBBC Jan 2018 C	60,000,000	2017/01/16	2018/01/08	15.00
69436	HK Bank – Sands China R Bull CBBC Mar 2018 A	60,000,000	2017/01/16	2018/03/05	15.00
69449	HK Bank – China Vanke R Bull CBBC Mar 2018 A	40,000,000	2017/01/16	2018/03/05	20.00
69598	J P Morgan SP BV – Galaxy Ent R Bull CBBC Dec 2017 E	100,000,000	2017/01/16	2017/12/15	25.00
69593	J P Morgan SP BV – HKEX R Bull CBBC Nov 2017 I	40,000,000	2017/01/16	2017/11/17	10.00
69590	J P Morgan SP BV – HSI R Bull CBBC Oct 2017 G	200,000,000	2017/01/16	2017/10/30	50.00
69587	J P Morgan SP BV – HSI R Bull CBBC Oct 2017 L	200,000,000	2017/01/16	2017/10/30	50.00
69591	J P Morgan SP BV – HSI R Bear CBBC Apr 2017 E	200,000,000	2017/01/16	2017/04/27	50.00
69592	J P Morgan SP BV – Tencent R Bull CBBC Dec 2017 J	40,000,000	2017/01/16	2017/12/15	10.00
69603	SG Issuer – HSI R Bull CBBC Mar 2018 C	200,000,000	2017/01/16	2018/03/28	50.00
69601	SG Issuer – HSI R Bull CBBC Mar 2018 X	200,000,000	2017/01/16	2018/03/28	50.00
69605	SG Issuer – HSI R Bear CBBC Apr 2017 I	200,000,000	2017/01/16	2017/04/27	50.00
69604	SG Issuer – HSI R Bear CBBC Apr 2017 P	200,000,000	2017/01/16	2017/04/27	50.00
69577#	UBS AG – HSI R Bull CBBC Nov 2017 C	200,000,000	2017/01/16	2017/11/29	50.00
69583	UBS AG – HSI R Bull CBBC Dec 2017 B	250,000,000	2017/01/16	2017/12/28	62.50
69584	UBS AG – HSI R Bull CBBC Dec 2017 I	200,000,000	2017/01/16	2017/12/28	50.00
69586	UBS AG – HSI R Bull CBBC Dec 2017 O	300,000,000	2017/01/16	2017/12/28	75.00
69565	UBS AG – HSI R Bear CBBC Apr 2017 I	250,000,000	2017/01/16	2017/04/27	62.50
69869	BNP Paribas Arbit Issu B.V. – HSI R Bull CBBC Nov 2017 Y	250,000,000	2017/01/17	2017/11/29	62.50
69612	BNP Paribas Arbit Issu B.V. – HSI R Bull CBBC Dec 2017 U	250,000,000	2017/01/17	2017/12/28	62.50
69606	BNP Paribas Arbit Issu B.V. – HSI R Bear CBBC Apr 2017 A	250,000,000	2017/01/17	2017/04/27	62.50
69680	Credit Suisse AG – AIA R Bull CBBC Nov 2017 A	50,000,000	2017/01/17	2017/11/09	12.50
69688	Credit Suisse AG – Galaxy Ent R Bull CBBC Dec 2017 A	50,000,000	2017/01/17	2017/12/13	12.50
69700	Credit Suisse AG – HSI R Bull CBBC Nov 2017 E	200,000,000	2017/01/17	2017/11/29	50.00
69655	Credit Suisse AG – HSI R Bull CBBC Dec 2017 N	200,000,000	2017/01/17	2017/12/28	50.00
69695	Credit Suisse AG – HSI R Bull CBBC Dec 2017 S	200,000,000	2017/01/17	2017/12/28	50.00
69658	Credit Suisse AG – HSI R Bear CBBC Apr 2017 Z	200,000,000	2017/01/17	2017/04/27	50.00
69693	Credit Suisse AG – HSI R Bear CBBC Jun 2017 B	300,000,000	2017/01/17	2017/06/29	75.00
69686	Credit Suisse AG – Sands China R Bull CBBC Dec 2017 A	50,000,000	2017/01/17	2017/12/15	12.50
69704	Credit Suisse AG – Tencent R Bull CBBC Oct 2017 C	50,000,000	2017/01/17	2017/10/12	12.50
69881	Goldman Sachs SP (Asia) – HSI R Bull CBBC Dec 2017 W	200,000,000	2017/01/17	2017/12/28	50.00
69889	Goldman Sachs SP (Asia) – HSI R Bull CBBC Dec 2017 Z	200,000,000	2017/01/17	2017/12/28	50.00
69647	Goldman Sachs SP (Asia) – HSI R Bear CBBC May 2017 F	200,000,000	2017/01/17	2017/05/29	50.00
69632	HK Bank – China Mobile R Bull CBBC Jan 2018 A	50,000,000	2017/01/17	2018/01/22	12.50
69634	HK Bank – Galaxy Ent R Bull CBBC Jan 2018 A	80,000,000	2017/01/17	2018/01/22	20.00
69626	HK Bank – HSI R Bull CBBC Oct 2017 M	100,000,000	2017/01/17	2017/10/30	25.00
69646	HK Bank – HSI R Bull CBBC Nov 2017 H	100,000,000	2017/01/17	2017/11/29	25.00
69628	HK Bank – HSI R Bear CBBC May 2017 K	100,000,000	2017/01/17	2017/05/29	25.00
69631	HK Bank – HSI R Bear CBBC Jul 2017 C	100,000,000	2017/01/17	2017/07/28	25.00
69638	HK Bank – Sands China R Bull CBBC Jan 2018 A	80,000,000	2017/01/17	2018/01/22	20.00
69633	HK Bank – Tencent R Bull CBBC Jan 2018 B	50,000,000	2017/01/17	2018/01/22	12.50
69712	J P Morgan SP BV – AIA R Bull CBBC Nov 2017 C	100,000,000	2017/01/17	2017/11/17	25.00
69728	J P Morgan SP BV – Geely Auto R Bull CBBC Nov 2017 B	80,000,000	2017/01/17	2017/11/17	20.00

MAIN BOARD CALLABLE BULL/BEAR CONTRACTS

Code	Callable Bull/Bear Contracts	No. of issue (units)	Listing date	Expiry	Amount raised (HK\$mil.)
69732	J P Morgan SP BV – HSI R Bull CBBC Nov 2017 L	200,000,000	2017/01/17	2017/11/29	50.00
69747	J P Morgan SP BV – HSI R Bull CBBC Dec 2017 H	200,000,000	2017/01/17	2017/12/28	50.00
69707	J P Morgan SP BV – HSI R Bear CBBC Apr 2017 I	200,000,000	2017/01/17	2017/04/27	50.00
69748	J P Morgan SP BV – HSI R Bear CBBC Apr 2017 L	200,000,000	2017/01/17	2017/04/27	50.00
69708	J P Morgan SP BV – Tencent R Bull CBBC Nov 2017 K	40,000,000	2017/01/17	2017/11/17	10.00
69849	SG Issuer – HSI R Bull CBBC Apr 2018 A	200,000,000	2017/01/17	2018/04/27	50.00
69850	SG Issuer – HSI R Bull CBBC Apr 2018 B	200,000,000	2017/01/17	2018/04/27	50.00
69851	SG Issuer – HSI R Bull CBBC Apr 2018 C	200,000,000	2017/01/17	2018/04/27	50.00
69859	SG Issuer – HSI R Bear CBBC Apr 2017 L	200,000,000	2017/01/17	2017/04/27	50.00
69864	SG Issuer – HSI R Bear CBBC Apr 2017 M	200,000,000	2017/01/17	2017/04/27	50.00
69773	UBS AG – CUni R Bull CBBC Jun 2017 A	40,000,000	2017/01/17	2017/06/19	10.00
69774	UBS AG – HSCEI R Bull CBBC Nov 2017 D	100,000,000	2017/01/17	2017/11/29	25.00
69790	UBS AG – HSI R Bull CBBC Sep 2017 E	200,000,000	2017/01/17	2017/09/28	50.00
69787	UBS AG – HSI R Bull CBBC Nov 2017 R	250,000,000	2017/01/17	2017/11/29	62.50
69755	UBS AG – HSI R Bear CBBC Apr 2017 J	250,000,000	2017/01/17	2017/04/27	62.50
69749	UBS AG – HSI R Bear CBBC Apr 2017 N	200,000,000	2017/01/17	2017/04/27	50.00
69783	UBS AG – HSI R Bear CBBC Apr 2017 O	250,000,000	2017/01/17	2017/04/27	62.50
69769	UBS AG – Petrochina R Bull CBBC Oct 2017 A	40,000,000	2017/01/17	2017/10/16	10.00
69772	UBS AG – SHK Ppt R Bull CBBC Dec 2017 A	40,000,000	2017/01/17	2017/12/11	10.00
60151	BNP Paribas Arbit Issu B.V. – HSI R Bull CBBC Nov 2017 A	250,000,000	2017/01/18	2017/11/29	62.50
60145	BNP Paribas Arbit Issu B.V. – HSI R Bull CBBC Nov 2017 Z	250,000,000	2017/01/18	2017/11/29	62.50
60149	BNP Paribas Arbit Issu B.V. – HSI R Bull CBBC Dec 2017 C	250,000,000	2017/01/18	2017/12/28	62.50
69910	BNP Paribas Arbit Issu B.V. – HSI R Bear CBBC Apr 2017 B	250,000,000	2017/01/18	2017/04/27	62.50
69912	BNP Paribas Arbit Issu B.V. – HSI R Bear CBBC Apr 2017 C	250,000,000	2017/01/18	2017/04/27	62.50
60135	Credit Suisse AG – AIA R Bear CBBC Nov 2017 A	50,000,000	2017/01/18	2017/11/29	12.50
60094	Credit Suisse AG – China Mobile R Bear CBBC Oct 2017 A	50,000,000	2017/01/18	2017/10/26	12.50
60124	Credit Suisse AG – CUni R Bull CBBC Dec 2017 A	100,000,000	2017/01/18	2017/12/13	25.00
60102	Credit Suisse AG – Geely Auto R Bull CBBC Dec 2017 A	50,000,000	2017/01/18	2017/12/20	12.50
60092	Credit Suisse AG – Galaxy Ent R Bear CBBC Aug 2017 A	50,000,000	2017/01/18	2017/08/24	12.50
60125	Credit Suisse AG – HKEX R Bull CBBC Oct 2017 C	50,000,000	2017/01/18	2017/10/25	12.50
60139	Credit Suisse AG – HSI R Bull CBBC Sep 2017 G	300,000,000	2017/01/18	2017/09/28	75.00
60136	Credit Suisse AG – HSI R Bull CBBC Nov 2017 B	200,000,000	2017/01/18	2017/11/29	50.00
60091	Credit Suisse AG – HSI R Bull CBBC Dec 2017 X	200,000,000	2017/01/18	2017/12/28	50.00
60137	Credit Suisse AG – HSI R Bull CBBC Dec 2017 Y	200,000,000	2017/01/18	2017/12/28	50.00
60083	Credit Suisse AG – HSI R Bear CBBC Apr 2017 K	200,000,000	2017/01/18	2017/04/27	50.00
60089	Credit Suisse AG – HSI R Bear CBBC Apr 2017 V	200,000,000	2017/01/18	2017/04/27	50.00
60131	Credit Suisse AG – Sands China R Bear CBBC Nov 2017 A	50,000,000	2017/01/18	2017/11/08	12.50
60043	Bank of East Asia – AIA R Bull CBBC Jan 2018 A	15,000,000	2017/01/18	2018/01/17	10.20
60050	Bank of East Asia – CKH R Bull CBBC Jan 2018 B	40,000,000	2017/01/18	2018/01/17	10.00
60040	Bank of East Asia – Galaxy Ent R Bull CBBC Jan 2018 B	20,000,000	2017/01/18	2018/01/17	10.00
60052	Bank of East Asia – HKEX R Bull CBBC Jan 2018 B	30,000,000	2017/01/18	2018/01/17	10.50
60041	Bank of East Asia – Tencent R Bull CBBC Jan 2018 D	30,000,000	2017/01/18	2018/01/17	10.50
60079	Goldman Sachs SP (Asia) – HSI R Bull CBBC Dec 2017 I	200,000,000	2017/01/18	2017/12/28	50.00
60141	Goldman Sachs SP (Asia) – HSI R Bull CBBC Dec 2017 U	200,000,000	2017/01/18	2017/12/28	50.00
69918	Goldman Sachs SP (Asia) – HSI R Bear CBBC May 2017 G	200,000,000	2017/01/18	2017/05/29	50.00

MAIN BOARD CALLABLE BULL/BEAR CONTRACTS

Code	Callable Bull/Bear Contracts	No. of issue (units)	Listing date	Expiry	Amount raised (HK\$mil.)
69920	Goldman Sachs SP (Asia) – HSI R Bear CBBC May 2017 H	200,000,000	2017/01/18	2017/05/29	50.00
69992	HK Bank – AIA R Bull CBBC Dec 2017 C	60,000,000	2017/01/18	2017/12/22	15.00
60017	HK Bank – Galaxy Ent R Bull CBBC Dec 2017 A	80,000,000	2017/01/18	2017/12/22	20.00
60019	HK Bank – HKEX R Bull CBBC Dec 2017 F	50,000,000	2017/01/18	2017/12/22	12.50
60032	HK Bank – HSI R Bull CBBC Nov 2017 I	100,000,000	2017/01/18	2017/11/29	25.00
60033	HK Bank – HSI R Bear CBBC Jul 2017 D	100,000,000	2017/01/18	2017/07/28	25.00
60016	HK Bank – Tencent R Bull CBBC Dec 2017 C	50,000,000	2017/01/18	2017/12/22	12.50
60175	J P Morgan SP BV – China Life R Bull CBBC Dec 2017 C	40,000,000	2017/01/18	2017/12/15	10.00
60176	J P Morgan SP BV – HSBC R Bull CBBC Jan 2018 C	100,000,000	2017/01/18	2018/01/19	25.00
60160	J P Morgan SP BV – HSI R Bull CBBC Oct 2017 J	200,000,000	2017/01/18	2017/10/30	50.00
60155	J P Morgan SP BV – HSI R Bull CBBC Nov 2017 H	200,000,000	2017/01/18	2017/11/29	50.00
60156	J P Morgan SP BV – HSI R Bull CBBC Dec 2017 C	200,000,000	2017/01/18	2017/12/28	50.00
69913	J P Morgan SP BV – HSI R Bear CBBC Apr 2017 M	200,000,000	2017/01/18	2017/04/27	50.00
60172	J P Morgan SP BV – Tencent R Bull CBBC Oct 2017 J	40,000,000	2017/01/18	2017/10/20	10.00
69953	SG Issuer – CSA50 R Bear CBBC Aug 2017 B	40,000,000	2017/01/18	2017/08/30	10.00
69973	SG Issuer – A50 R Bear CBBC Sep 2017 A	40,000,000	2017/01/18	2017/09/28	10.00
69963	SG Issuer – Galaxy R Bull CBBC Jun 2018 A	100,000,000	2017/01/18	2018/06/28	25.00
60178	SG Issuer – HSI R Bull CBBC Apr 2018 D	200,000,000	2017/01/18	2018/04/27	50.00
60180	SG Issuer – HSI R Bull CBBC Apr 2018 E	200,000,000	2017/01/18	2018/04/27	50.00
60181	SG Issuer – HSI R Bull CBBC Apr 2018 F	200,000,000	2017/01/18	2018/04/27	50.00
60182	SG Issuer – HSI R Bear CBBC Apr 2017 Q	200,000,000	2017/01/18	2017/04/27	50.00
60194	SG Issuer – HSI R Bear CBBC Apr 2017 S	200,000,000	2017/01/18	2017/04/27	50.00
69989	SG Issuer – Tencent R Bull CBBC Jan 2018 B	100,000,000	2017/01/18	2018/01/30	25.00
69990	SG Issuer – Tencent R Bull CBBC Mar 2018 B	100,000,000	2017/01/18	2018/03/28	25.00
60073	UBS AG – CSOP A50 ETF R Bull CBBC Oct 2017 A	40,000,000	2017/01/18	2017/10/09	10.00
60074	UBS AG – A50 China R Bull CBBC Sep 2017 A	40,000,000	2017/01/18	2017/09/11	10.00
60081	UBS AG – HSI R Bull CBBC Oct 2017 A	200,000,000	2017/01/18	2017/10/30	50.00
60082	UBS AG – HSI R Bull CBBC Oct 2017 H	250,000,000	2017/01/18	2017/10/30	62.50
60080	UBS AG – HSI R Bull CBBC Dec 2017 P	250,000,000	2017/01/18	2017/12/28	62.50
60058	UBS AG – HSI R Bear CBBC Apr 2017 P	250,000,000	2017/01/18	2017/04/27	62.50
60055	UBS AG – HSI R Bear CBBC Apr 2017 X	200,000,000	2017/01/18	2017/04/27	50.00
60063	UBS AG – HSI R Bear CBBC May 2017 H	200,000,000	2017/01/18	2017/05/29	50.00
60066	UBS AG – Tencent R Bull CBBC Oct 2017 B	50,000,000	2017/01/18	2017/10/23	12.50
60065	UBS AG – Tencent R Bull CBBC Nov 2017 C	50,000,000	2017/01/18	2017/11/20	12.50
60299	Credit Suisse AG – HSCEI R Bull CBBC Dec 2017 B	100,000,000	2017/01/19	2017/12/28	25.00
60291	Credit Suisse AG – HSI R Bull CBBC Nov 2017 S	200,000,000	2017/01/19	2017/11/29	50.00
60293	Credit Suisse AG – HSI R Bull CBBC Dec 2017 O	200,000,000	2017/01/19	2017/12/28	50.00
60295	Credit Suisse AG – HSI R Bear CBBC Apr 2017 G	200,000,000	2017/01/19	2017/04/27	50.00
60296	Credit Suisse AG – HSI R Bear CBBC Apr 2017 O	200,000,000	2017/01/19	2017/04/27	50.00
60212	Goldman Sachs SP (Asia) – HSI R Bull CBBC Nov 2017 Q	200,000,000	2017/01/19	2017/11/29	50.00
60215	Goldman Sachs SP (Asia) – HSI R Bear CBBC Apr 2017 J	200,000,000	2017/01/19	2017/04/27	50.00
60367	J P Morgan SP BV – CUni R Bull CBBC Nov 2017 A	60,000,000	2017/01/19	2017/11/17	15.00
60376	J P Morgan SP BV – HSI R Bull CBBC Dec 2017 F	200,000,000	2017/01/19	2017/12/28	50.00
60375	J P Morgan SP BV – HSI R Bull CBBC Dec 2017 Y	200,000,000	2017/01/19	2017/12/28	50.00
60354	J P Morgan SP BV – HSI R Bull CBBC Dec 2017 Z	200,000,000	2017/01/19	2017/12/28	50.00

MAIN BOARD CALLABLE BULL/BEAR CONTRACTS

Code	Callable Bull/Bear Contracts	No. of issue (units)	Listing date	Expiry	Amount raised (HK\$mil.)
60380	J P Morgan SP BV – HSI R Bear CBBC Apr 2017 K	200,000,000	2017/01/19	2017/04/27	50.00
60377	J P Morgan SP BV – HSI R Bear CBBC May 2017 C	200,000,000	2017/01/19	2017/05/29	50.00
60356	J P Morgan SP BV – Lenovo R Bull CBBC Dec 2017 D	100,000,000	2017/01/19	2017/12/15	25.00
60374	J P Morgan SP BV – Tencent R Bear CBBC Sep 2017 B	40,000,000	2017/01/19	2017/09/15	10.00
60206	Macquarie Bank Ltd. – HSI R Bull CBBC Feb 2018 A	40,000,000	2017/01/19	2018/02/27	10.00
60211	Macquarie Bank Ltd. – HSI R Bull CBBC Feb 2018 B	40,000,000	2017/01/19	2018/02/27	10.00
60217	SG Issuer – CMob R Bull CBBC Oct 2017 E	100,000,000	2017/01/19	2017/10/30	25.00
60218	SG Issuer – CKH R Bull CBBC Nov 2017 B	100,000,000	2017/01/19	2017/11/29	25.00
60236	SG Issuer – CP&CC R Bull CBBC Nov 2017 A	40,000,000	2017/01/19	2017/11/29	10.00
60219	SG Issuer – HKEX R Bull CBBC Oct 2017 F	100,000,000	2017/01/19	2017/10/30	25.00
60224	SG Issuer – HSBC R Bull CBBC Mar 2018 E	100,000,000	2017/01/19	2018/03/28	25.00
60350	SG Issuer – HSI R Bull CBBC Apr 2018 G	200,000,000	2017/01/19	2018/04/27	50.00
60352	SG Issuer – HSI R Bull CBBC Apr 2018 H	200,000,000	2017/01/19	2018/04/27	50.00
60353	SG Issuer – HSI R Bear CBBC Apr 2017 R	200,000,000	2017/01/19	2017/04/27	50.00
60232	SG Issuer – PetroChina R Bull CBBC Oct 2017 C	40,000,000	2017/01/19	2017/10/30	10.00
60238	SG Issuer – SHK Ppt P R Bull CBBC Apr 2018 A	100,000,000	2017/01/19	2018/04/27	25.00
60306	UBS AG – HSI R Bull CBBC Nov 2017 Y	200,000,000	2017/01/19	2017/11/29	50.00
60340	UBS AG – HSI R Bull CBBC Dec 2017 A	200,000,000	2017/01/19	2017/12/28	50.00
60343	UBS AG – HSI R Bear CBBC Apr 2017 K	250,000,000	2017/01/19	2017/04/27	62.50
60311	UBS AG – HSI R Bear CBBC Apr 2017 Q	250,000,000	2017/01/19	2017/04/27	62.50
60314	UBS AG – HSI R Bear CBBC Apr 2017 R	250,000,000	2017/01/19	2017/04/27	62.50
60325	UBS AG – HSI R Bear CBBC May 2017 I	250,000,000	2017/01/19	2017/05/29	62.50
60318	UBS AG – HSI R Bear CBBC Jun 2017 A	300,000,000	2017/01/19	2017/06/29	75.00
60319	UBS AG – Tracker Fund R Bull CBBC Nov 2017 A	40,000,000	2017/01/19	2017/11/20	10.00
60409	Credit Suisse AG – Geely Auto R Bear CBBC Aug 2017 A	50,000,000	2017/01/20	2017/08/09	12.50
60408	Credit Suisse AG – Geely Auto R Bear CBBC Oct 2017 A	50,000,000	2017/01/20	2017/10/18	12.50
60410	Credit Suisse AG – HSI R Bull CBBC Dec 2017 Q	300,000,000	2017/01/20	2017/12/28	75.00
60407	Credit Suisse AG – HSI R Bear CBBC Aug 2017 B	300,000,000	2017/01/20	2017/08/30	75.00
60432	Goldman Sachs SP (Asia) – HSI R Bull CBBC Nov 2017 X	200,000,000	2017/01/20	2017/11/29	50.00
60385	HK Bank – CC Bank R Bull CBBC Aug 2017 D	50,000,000	2017/01/20	2017/08/14	12.50
60394	HK Bank – CC Bank R Bear CBBC Jan 2018 A	40,000,000	2017/01/20	2018/01/15	10.00
60384	HK Bank – HSCEI R Bull CBBC Nov 2017 B	60,000,000	2017/01/20	2017/11/29	15.00
60405	HK Bank – HSI R Bull CBBC Nov 2017 J	150,000,000	2017/01/20	2017/11/29	37.50
60383	HK Bank – Sands China R Bear CBBC Dec 2017 B	40,000,000	2017/01/20	2017/12/15	10.00
60498	J P Morgan SP BV – COVS R Bull CBBC Nov 2017 B	40,000,000	2017/01/20	2017/11/17	10.00
60448	J P Morgan SP BV – Sinopec Corp R Bull CBBC Nov 2017 A	100,000,000	2017/01/20	2017/11/17	25.00
60462	J P Morgan SP BV – Sinopec Corp R Bull CBBC Dec 2017 A	100,000,000	2017/01/20	2017/12/15	25.00
60463	J P Morgan SP BV – Geely Auto R Bull CBBC Oct 2017 B	60,000,000	2017/01/20	2017/10/20	15.00
60465	J P Morgan SP BV – HSI R Bull CBBC Oct 2017 M	200,000,000	2017/01/20	2017/10/30	50.00
60466	J P Morgan SP BV – HSI R Bull CBBC Dec 2017 W	200,000,000	2017/01/20	2017/12/28	50.00
60433	J P Morgan SP BV – HSI R Bear CBBC Apr 2017 N	200,000,000	2017/01/20	2017/04/27	50.00
60434	J P Morgan SP BV – HSI R Bear CBBC May 2017 D	200,000,000	2017/01/20	2017/05/29	50.00
60430	SG Issuer – HSI R Bear CBBC Apr 2017 T	200,000,000	2017/01/20	2017/04/27	50.00
60426	UBS AG – HSI R Bull CBBC Sep 2017 F	250,000,000	2017/01/20	2017/09/28	62.50
60423	UBS AG – HSI R Bear CBBC Apr 2017 H	250,000,000	2017/01/20	2017/04/27	62.50

MAIN BOARD CALLABLE BULL/BEAR CONTRACTS

Code	Callable Bull/Bear Contracts	No. of issue (units)	Listing date	Expiry	Amount raised (HK\$mil.)
60415	UBS AG – HSI R Bear CBBC Apr 2017 S	200,000,000	2017/01/20	2017/04/27	50.00
60418	UBS AG – HSI R Bear CBBC Apr 2017 T	200,000,000	2017/01/20	2017/04/27	50.00
60546	Credit Suisse AG – HSI R Bull CBBC Aug 2017 L	300,000,000	2017/01/23	2017/08/30	75.00
60547	Credit Suisse AG – HSI R Bull CBBC Dec 2017 F	200,000,000	2017/01/23	2017/12/28	50.00
60552	Credit Suisse AG – HSI R Bear CBBC Apr 2017 H	200,000,000	2017/01/23	2017/04/27	50.00
60553	Credit Suisse AG – HSI R Bear CBBC Apr 2017 J	200,000,000	2017/01/23	2017/04/27	50.00
60551	Credit Suisse AG – Lenovo R Bull CBBC Nov 2017 A	50,000,000	2017/01/23	2017/11/09	12.50
60583	Goldman Sachs SP (Asia) – HSI R Bull CBBC Dec 2017 M	200,000,000	2017/01/23	2017/12/28	50.00
60523	Goldman Sachs SP (Asia) – HSI R Bear CBBC Apr 2017 I	200,000,000	2017/01/23	2017/04/27	50.00
60500	HK Bank – COVS R Bull CBBC Dec 2017 A	40,000,000	2017/01/23	2017/12/22	10.00
60503	HK Bank – Sinopec Corp R Bull CBBC Dec 2017 B	50,000,000	2017/01/23	2017/12/15	12.50
60516	HK Bank – Sinopec Corp R Bear CBBC Apr 2018 A	40,000,000	2017/01/23	2018/04/23	10.00
60502	HK Bank – Geely Auto R Bull CBBC Dec 2017 B	40,000,000	2017/01/23	2017/12/15	10.00
60522	HK Bank – HSI R Bull CBBC Jul 2017 O	150,000,000	2017/01/23	2017/07/28	37.50
60520	HK Bank – HSI R Bear CBBC Apr 2017 W	100,000,000	2017/01/23	2017/04/27	25.00
60519	HK Bank – HSI R Bear CBBC Jun 2017 B	100,000,000	2017/01/23	2017/06/29	25.00
60501	HK Bank – China Vanke R Bull CBBC Dec 2017 A	40,000,000	2017/01/23	2017/12/22	10.00
60610	J P Morgan SP BV – HSI R Bull CBBC Nov 2017 J	200,000,000	2017/01/23	2017/11/29	50.00
60612	J P Morgan SP BV – HSI R Bear CBBC Apr 2017 J	200,000,000	2017/01/23	2017/04/27	50.00
60602	SG Issuer – HSI R Bull CBBC Apr 2018 I	200,000,000	2017/01/23	2018/04/27	50.00
60609	SG Issuer – HSI R Bear CBBC Apr 2017 U	200,000,000	2017/01/23	2017/04/27	50.00
60561	UBS AG – HSI R Bull CBBC Oct 2017 J	300,000,000	2017/01/23	2017/10/30	75.00
60562	UBS AG – HSI R Bear CBBC Apr 2017 L	300,000,000	2017/01/23	2017/04/27	75.00
60564	UBS AG – HSI R Bear CBBC Apr 2017 M	200,000,000	2017/01/23	2017/04/27	50.00
60722	Credit Suisse AG – AAC Tech R Bull CBBC Nov 2017 A	50,000,000	2017/01/24	2017/11/22	12.50
60712	Credit Suisse AG – CUni R Bull CBBC Aug 2017 A	100,000,000	2017/01/24	2017/08/17	25.00
60721	Credit Suisse AG – Geely Auto R Bull CBBC Sep 2017 B	50,000,000	2017/01/24	2017/09/21	12.50
60723	Credit Suisse AG – HSI R Bull CBBC Apr 2017 V	200,000,000	2017/01/24	2017/04/27	50.00
60710	Credit Suisse AG – HSI R Bear CBBC Aug 2017 C	300,000,000	2017/01/24	2017/08/30	75.00
60714	Credit Suisse AG – Lenovo R Bear CBBC Aug 2017 A	50,000,000	2017/01/24	2017/08/30	12.50
60719	Credit Suisse AG – Lenovo R Bear CBBC Aug 2017 B	50,000,000	2017/01/24	2017/08/23	12.50
60746	Goldman Sachs SP (Asia) – HSI R Bull CBBC Dec 2017 D	200,000,000	2017/01/24	2017/12/28	50.00
60620	HK Bank – CUni R Bear CBBC Jan 2018 A	40,000,000	2017/01/24	2018/01/15	10.00
60616	HK Bank – Lenovo R Bear CBBC Oct 2017 A	40,000,000	2017/01/24	2017/10/17	10.00
60725	J P Morgan SP BV – China Mobile R Bull CBBC Dec 2017 B	80,000,000	2017/01/24	2017/12/15	20.00
60728	J P Morgan SP BV – HSI R Bull CBBC Dec 2017 X	200,000,000	2017/01/24	2017/12/28	50.00
60724	J P Morgan SP BV – HSI R Bear CBBC Apr 2017 O	200,000,000	2017/01/24	2017/04/27	50.00
60732	J P Morgan SP BV – HSI R Bear CBBC May 2017 E	200,000,000	2017/01/24	2017/05/29	50.00
60641	SG Issuer – BOC HK R Bull CBBC Oct 2018 B	100,000,000	2017/01/24	2018/10/30	25.00
60642	SG Issuer – COVS R Bull CBBC Dec 2017 B	40,000,000	2017/01/24	2017/12/28	10.00
60643	SG Issuer – CUni R Bull CBBC Dec 2017 A	40,000,000	2017/01/24	2017/12/28	10.00
60646	SG Issuer – Geely Auto R Bull CBBC Sep 2017 A	40,000,000	2017/01/24	2017/09/28	10.00
60664	SG Issuer – Geely Auto R Bull CBBC Nov 2017 A	40,000,000	2017/01/24	2017/11/29	10.00
60644	SG Issuer – Geely Auto R Bull CBBC Jul 2018 B	40,000,000	2017/01/24	2018/07/30	10.00
60744	SG Issuer – HSI R Bull CBBC Apr 2018 J	200,000,000	2017/01/24	2018/04/27	50.00

MAIN BOARD CALLABLE BULL/BEAR CONTRACTS

Code	Callable Bull/Bear Contracts	No. of issue (units)	Listing date	Expiry	Amount raised (HK\$mil.)
60745	SG Issuer – HSI R Bear CBBC Apr 2017 V	200,000,000	2017/01/24	2017/04/27	50.00
60670	SG Issuer – Lenovo R Bull CBBC Dec 2017 D	40,000,000	2017/01/24	2017/12/28	10.00
60665	SG Issuer – Lenovo R Bull CBBC Feb 2018 A	40,000,000	2017/01/24	2018/02/27	10.00
60683	SG Issuer – Ping An R Bull CBBC Jan 2018 A	100,000,000	2017/01/24	2018/01/30	25.00
60708	UBS AG – CC Bank R Bull CBBC Sep 2017 A	40,000,000	2017/01/24	2017/09/18	10.00
60700	UBS AG – HSI R Bull CBBC Nov 2017 I	250,000,000	2017/01/24	2017/11/29	62.50
60696	UBS AG – HSI R Bear CBBC Apr 2017 U	250,000,000	2017/01/24	2017/04/27	62.50
60699	UBS AG – HSI R Bear CBBC Apr 2017 V	250,000,000	2017/01/24	2017/04/27	62.50
60800	BNP Paribas Arbit Issu B.V. – HSI R Bull CBBC Nov 2017 B	250,000,000	2017/01/25	2017/11/29	62.50
60804	BNP Paribas Arbit Issu B.V. – HSI R Bull CBBC Nov 2017 E	250,000,000	2017/01/25	2017/11/29	62.50
60801	BNP Paribas Arbit Issu B.V. – HSI R Bull CBBC Dec 2017 V	250,000,000	2017/01/25	2017/12/28	62.50
60758	BNP Paribas Arbit Issu B.V. – HSI R Bear CBBC Apr 2017 D	250,000,000	2017/01/25	2017/04/27	62.50
60760	BNP Paribas Arbit Issu B.V. – HSI R Bear CBBC Apr 2017 E	250,000,000	2017/01/25	2017/04/27	62.50
60761	BNP Paribas Arbit Issu B.V. – HSI R Bear CBBC Apr 2017 F	250,000,000	2017/01/25	2017/04/27	62.50
60762	BNP Paribas Arbit Issu B.V. – HSI R Bear CBBC Apr 2017 L	250,000,000	2017/01/25	2017/04/27	62.50
60764	BNP Paribas Arbit Issu B.V. – HSI R Bear CBBC Apr 2017 R	250,000,000	2017/01/25	2017/04/27	62.50
60765	BNP Paribas Arbit Issu B.V. – HSI R Bear CBBC Apr 2017 S	250,000,000	2017/01/25	2017/04/27	62.50
60824	Credit Suisse AG – China Mobile R Bull CBBC Nov 2017 C	50,000,000	2017/01/25	2017/11/22	12.50
60828	Credit Suisse AG – China Life R Bull CBBC Oct 2017 A	40,000,000	2017/01/25	2017/10/18	10.00
60880	Credit Suisse AG – Geely Auto R Bear CBBC Aug 2017 B	50,000,000	2017/01/25	2017/08/25	12.50
60881	Credit Suisse AG – HSCEI R Bear CBBC Jun 2017 B	100,000,000	2017/01/25	2017/06/29	25.00
60883	Credit Suisse AG – HSCEI R Bear CBBC Jun 2017 C	100,000,000	2017/01/25	2017/06/29	25.00
60853	Credit Suisse AG – HSI R Bull CBBC Nov 2017 C	200,000,000	2017/01/25	2017/11/29	50.00
60872	Credit Suisse AG – HSI R Bull CBBC Dec 2017 Z	200,000,000	2017/01/25	2017/12/28	50.00
60820	Credit Suisse AG – HSI R Bear CBBC Apr 2017 L	200,000,000	2017/01/25	2017/04/27	50.00
60821	Credit Suisse AG – HSI R Bear CBBC Apr 2017 M	200,000,000	2017/01/25	2017/04/27	50.00
60840	Credit Suisse AG – HSI R Bear CBBC Apr 2017 N	200,000,000	2017/01/25	2017/04/27	50.00
60844	Credit Suisse AG – HSI R Bear CBBC Apr 2017 Q	200,000,000	2017/01/25	2017/04/27	50.00
60864	Credit Suisse AG – HSI R Bear CBBC Apr 2017 T	200,000,000	2017/01/25	2017/04/27	50.00
60841	Credit Suisse AG – HSI R Bear CBBC May 2017 J	200,000,000	2017/01/25	2017/05/29	50.00
60842	Credit Suisse AG – HSI R Bear CBBC May 2017 K	300,000,000	2017/01/25	2017/05/29	75.00
60827	Credit Suisse AG – Ping An R Bull CBBC Oct 2017 D	50,000,000	2017/01/25	2017/10/26	12.50
60819	Goldman Sachs SP (Asia) – HSI R Bull CBBC Dec 2017 O	200,000,000	2017/01/25	2017/12/28	50.00
60817	Goldman Sachs SP (Asia) – HSI R Bull CBBC Dec 2017 S	200,000,000	2017/01/25	2017/12/28	50.00
60774	Goldman Sachs SP (Asia) – HSI R Bear CBBC Apr 2017 K	200,000,000	2017/01/25	2017/04/27	50.00
60775	Goldman Sachs SP (Asia) – HSI R Bear CBBC May 2017 I	200,000,000	2017/01/25	2017/05/29	50.00
60791	HK Bank – CSOP A50 ETF R Bull CBBC Apr 2018 A	50,000,000	2017/01/25	2018/04/16	12.50
60795	HK Bank – A50 R Bull CBBC Apr 2018 A	40,000,000	2017/01/25	2018/04/16	10.00
60781	HK Bank – Geely Auto R Bull CBBC Apr 2018 A	40,000,000	2017/01/25	2018/04/16	10.00
60784	HK Bank – Geely Auto R Bear CBBC Jan 2018 B	40,000,000	2017/01/25	2018/01/15	10.00
60777	HK Bank – HSI R Bull CBBC Nov 2017 K	100,000,000	2017/01/25	2017/11/29	25.00
60797	HK Bank – HSI R Bull CBBC Nov 2017 L	100,000,000	2017/01/25	2017/11/29	25.00
60778	HK Bank – HSI R Bear CBBC Jul 2017 E	100,000,000	2017/01/25	2017/07/28	25.00
60780	HK Bank – SHK Ppt R Bull CBBC Apr 2018 A	40,000,000	2017/01/25	2018/04/16	10.00
60951	J P Morgan SP BV – AAC Tech R Bull CBBC Nov 2017 A	50,000,000	2017/01/25	2017/11/17	12.50

MAIN BOARD CALLABLE BULL/BEAR CONTRACTS

Code	Callable Bull/Bear Contracts	No. of issue (units)	Listing date	Expiry	Amount raised (HK\$mil.)
60955	J P Morgan SP BV – China Life R Bull CBBC Nov 2017 C	40,000,000	2017/01/25	2017/11/17	10.00
60950	J P Morgan SP BV – Geely Auto R Bull CBBC Dec 2017 C	60,000,000	2017/01/25	2017/12/15	15.00
60959	J P Morgan SP BV – HKEX R Bull CBBC Dec 2017 I	40,000,000	2017/01/25	2017/12/15	10.00
60902	J P Morgan SP BV – HSI R Bull CBBC Oct 2017 P	200,000,000	2017/01/25	2017/10/30	50.00
60903	J P Morgan SP BV – HSI R Bull CBBC Nov 2017 K	200,000,000	2017/01/25	2017/11/29	50.00
60899	J P Morgan SP BV – HSI R Bear CBBC Apr 2017 P	200,000,000	2017/01/25	2017/04/27	50.00
60908	J P Morgan SP BV – HSI R Bear CBBC Apr 2017 Q	200,000,000	2017/01/25	2017/04/27	50.00
60914	J P Morgan SP BV – HSI R Bear CBBC Apr 2017 T	200,000,000	2017/01/25	2017/04/27	50.00
60913	J P Morgan SP BV – HSI R Bear CBBC May 2017 F	200,000,000	2017/01/25	2017/05/29	50.00
60929	J P Morgan SP BV – HSI R Bear CBBC May 2017 G	200,000,000	2017/01/25	2017/05/29	50.00
60953	J P Morgan SP BV – Lenovo R Bull CBBC Jan 2018 A	80,000,000	2017/01/25	2018/01/19	20.00
60962	J P Morgan SP BV – PICC P&C R Bull CBBC Dec 2017 B	40,000,000	2017/01/25	2017/12/15	10.00
60954	J P Morgan SP BV – Ping An R Bull CBBC Nov 2017 E	80,000,000	2017/01/25	2017/11/17	20.00
60964	J P Morgan SP BV – SHK Ppt R Bull CBBC Dec 2017 B	40,000,000	2017/01/25	2017/12/15	10.00
60956	J P Morgan SP BV – Tencent R Bull CBBC Dec 2017 K	40,000,000	2017/01/25	2017/12/15	10.00
60938	SG Issuer – HSI R Bull CBBC Apr 2018 K	200,000,000	2017/01/25	2018/04/27	50.00
60941	SG Issuer – HSI R Bull CBBC Apr 2018 L	200,000,000	2017/01/25	2018/04/27	50.00
60944	SG Issuer – HSI R Bear CBBC Apr 2017 G	200,000,000	2017/01/25	2017/04/27	50.00
60816	UBS AG – HSI R Bull CBBC Dec 2017 D	250,000,000	2017/01/25	2017/12/28	62.50
60813	UBS AG – HSI R Bear CBBC Apr 2017 I	250,000,000	2017/01/25	2017/04/27	62.50
60806	UBS AG – HSI R Bear CBBC Apr 2017 W	250,000,000	2017/01/25	2017/04/27	62.50
60808	UBS AG – HSI R Bear CBBC Apr 2017 Y	200,000,000	2017/01/25	2017/04/27	50.00
60805	UBS AG – HSI R Bear CBBC May 2017 J	300,000,000	2017/01/25	2017/05/29	75.00
61062	Credit Suisse AG – HSI R Bull CBBC Nov 2017 Y	200,000,000	2017/01/26	2017/11/29	50.00
61065	Credit Suisse AG – HSI R Bear CBBC Apr 2017 F	200,000,000	2017/01/26	2017/04/27	50.00
61081	Credit Suisse AG – HSI R Bear CBBC Apr 2017 I	200,000,000	2017/01/26	2017/04/27	50.00
61133	Credit Suisse AG – HSI R Bear CBBC Apr 2017 K	200,000,000	2017/01/26	2017/04/27	50.00
61086	Credit Suisse AG – HSI R Bear CBBC Apr 2017 P	200,000,000	2017/01/26	2017/04/27	50.00
61094	Credit Suisse AG – HSI R Bear CBBC Apr 2017 S	200,000,000	2017/01/26	2017/04/27	50.00
61102	Credit Suisse AG – HSI R Bear CBBC Apr 2017 W	200,000,000	2017/01/26	2017/04/27	50.00
61112	Credit Suisse AG – HSI R Bear CBBC Apr 2017 X	200,000,000	2017/01/26	2017/04/27	50.00
61114	Credit Suisse AG – HSI R Bear CBBC Apr 2017 Y	200,000,000	2017/01/26	2017/04/27	50.00
61131	Credit Suisse AG – HSI R Bear CBBC Apr 2017 Z	200,000,000	2017/01/26	2017/04/27	50.00
60978	Goldman Sachs SP (Asia) – HSI R Bull CBBC Dec 2017 W	200,000,000	2017/01/26	2017/12/28	50.00
60979	Goldman Sachs SP (Asia) – HSI R Bear CBBC Apr 2017 L	200,000,000	2017/01/26	2017/04/27	50.00
60969	HK Bank – CUni R Bull CBBC Mar 2018 A	40,000,000	2017/01/26	2018/03/05	10.00
60976	HK Bank – HSI R Bull CBBC Sep 2017 R	100,000,000	2017/01/26	2017/09/28	25.00
60977	HK Bank – HSI R Bull CBBC Sep 2017 S	100,000,000	2017/01/26	2017/09/28	25.00
60973	HK Bank – HSI R Bull CBBC Dec 2017 D	150,000,000	2017/01/26	2017/12/28	37.50
60966	HK Bank – HSI R Bear CBBC Jul 2017 F	100,000,000	2017/01/26	2017/07/28	25.00
60965	HK Bank – HSI R Bear CBBC Dec 2017 C	150,000,000	2017/01/26	2017/12/28	37.50
61035	J P Morgan SP BV – CKH R Bull CBBC Jan 2018 A	80,000,000	2017/01/26	2018/01/19	20.00
61040	J P Morgan SP BV – CSOP A50 ETF R Bull CBBC Feb 2018 A	70,000,000	2017/01/26	2018/02/15	17.50
60997	J P Morgan SP BV – HSI R Bull CBBC Nov 2017 R	200,000,000	2017/01/26	2017/11/29	50.00
61003	J P Morgan SP BV – HSI R Bear CBBC Apr 2017 R	200,000,000	2017/01/26	2017/04/27	50.00

MAIN BOARD CALLABLE BULL/BEAR CONTRACTS

Code	Callable Bull/Bear Contracts	No. of issue (units)	Listing date	Expiry	Amount raised (HK\$mil.)
61000	J P Morgan SP BV – HSI R Bear CBBC Apr 2017 X	200,000,000	2017/01/26	2017/04/27	50.00
61030	J P Morgan SP BV – HSI R Bear CBBC Apr 2017 Y	200,000,000	2017/01/26	2017/04/27	50.00
61033	J P Morgan SP BV – PetCh R Bull CBBC Nov 2017 A	100,000,000	2017/01/26	2017/11/17	25.00
61034	J P Morgan SP BV – PetCh R Bull CBBC Dec 2017 A	100,000,000	2017/01/26	2017/12/15	25.00
60992	SG Issuer – HSI R Bull CBBC Apr 2018 M	200,000,000	2017/01/26	2018/04/27	50.00
60993	SG Issuer – HSI R Bear CBBC Apr 2017 J	200,000,000	2017/01/26	2017/04/27	50.00
60995	SG Issuer – HSI R Bear CBBC Apr 2017 K	200,000,000	2017/01/26	2017/04/27	50.00
60981	UBS AG – HSI R Bull CBBC Oct 2017 N	200,000,000	2017/01/26	2017/10/30	50.00
60985	UBS AG – HSI R Bear CBBC Apr 2017 J	200,000,000	2017/01/26	2017/04/27	50.00
60986	UBS AG – HSI R Bear CBBC May 2017 K	250,000,000	2017/01/26	2017/05/29	62.50
60987	UBS AG – HSI R Bear CBBC May 2017 L	250,000,000	2017/01/26	2017/05/29	62.50
61292	Credit Suisse AG – Geely Auto R Bull CBBC Nov 2017 A	50,000,000	2017/01/27	2017/11/09	12.50
61294	Credit Suisse AG – Geely Auto R Bear CBBC Sep 2017 A	50,000,000	2017/01/27	2017/09/27	12.50
61281	Credit Suisse AG – HSI R Bull CBBC Nov 2017 I	200,000,000	2017/01/27	2017/11/29	50.00
61309	Credit Suisse AG – HSI R Bear CBBC Apr 2017 G	200,000,000	2017/01/27	2017/04/27	50.00
61319	Credit Suisse AG – HSI R Bear CBBC Apr 2017 O	200,000,000	2017/01/27	2017/04/27	50.00
61298	Credit Suisse AG – HSI R Bear CBBC Apr 2017 R	200,000,000	2017/01/27	2017/04/27	50.00
61301	Credit Suisse AG – HSI R Bear CBBC Apr 2017 U	200,000,000	2017/01/27	2017/04/27	50.00
61302	Credit Suisse AG – HSI R Bear CBBC Apr 2017 V	200,000,000	2017/01/27	2017/04/27	50.00
61324	Credit Suisse AG – HSI R Bear CBBC May 2017 L	200,000,000	2017/01/27	2017/05/29	50.00
61250	Goldman Sachs SP (Asia) – HSI R Bull CBBC Dec 2017 U	200,000,000	2017/01/27	2017/12/28	50.00
61259	Goldman Sachs SP (Asia) – HSI R Bear CBBC Apr 2017 M	200,000,000	2017/01/27	2017/04/27	50.00
61217	HK Bank – Geely Auto R Bull CBBC Jan 2018 B	60,000,000	2017/01/27	2018/01/22	15.00
61245	HK Bank – Geely Auto R Bear CBBC Jan 2018 C	60,000,000	2017/01/27	2018/01/22	15.00
61235	HK Bank – Geely Auto R Bear CBBC Feb 2018 A	60,000,000	2017/01/27	2018/02/12	15.00
61213	HK Bank – HSCEI R Bear CBBC Dec 2017 A	50,000,000	2017/01/27	2017/12/28	12.50
61191	HK Bank – HSI R Bear CBBC Jul 2017 G	100,000,000	2017/01/27	2017/07/28	25.00
61326	J P Morgan SP BV – HSI R Bull CBBC Dec 2017 G	200,000,000	2017/01/27	2017/12/28	50.00
61359	J P Morgan SP BV – HSI R Bear CBBC Apr 2017 D	200,000,000	2017/01/27	2017/04/27	50.00
61332	J P Morgan SP BV – HSI R Bear CBBC Apr 2017 G	200,000,000	2017/01/27	2017/04/27	50.00
61344	J P Morgan SP BV – HSI R Bear CBBC Apr 2017 H	200,000,000	2017/01/27	2017/04/27	50.00
61357	J P Morgan SP BV – HSI R Bear CBBC Apr 2017 S	200,000,000	2017/01/27	2017/04/27	50.00
61329	J P Morgan SP BV – HSI R Bear CBBC Apr 2017 U	200,000,000	2017/01/27	2017/04/27	50.00
61330	J P Morgan SP BV – HSI R Bear CBBC Apr 2017 Z	200,000,000	2017/01/27	2017/04/27	50.00
61148	SG Issuer – AIA R Bull CBBC Jun 2018 A	100,000,000	2017/01/27	2018/06/28	25.00
61166	SG Issuer – AIA R Bull CBBC Sep 2018 A	100,000,000	2017/01/27	2018/09/27	25.00
61167	SG Issuer – BOC HK R Bull CBBC Oct 2018 C	100,000,000	2017/01/27	2018/10/30	25.00
61168	SG Issuer – BOC HK R Bear CBBC Jul 2018 A	100,000,000	2017/01/27	2018/07/30	25.00
61169	SG Issuer – CMob R Bull CBBC Dec 2017 C	100,000,000	2017/01/27	2017/12/28	25.00
61184	SG Issuer – Geely Auto R Bull CBBC Sep 2017 B	40,000,000	2017/01/27	2017/09/28	10.00
61185	SG Issuer – Geely Auto R Bull CBBC Nov 2017 B	40,000,000	2017/01/27	2017/11/29	10.00
61182	SG Issuer – Geely Auto R Bull CBBC Jul 2018 C	40,000,000	2017/01/27	2018/07/30	10.00
61362	SG Issuer – HSI R Bull CBBC Apr 2018 N	200,000,000	2017/01/27	2018/04/27	50.00
61363	SG Issuer – HSI R Bull CBBC Apr 2018 O	200,000,000	2017/01/27	2018/04/27	50.00
61367	SG Issuer – HSI R Bear CBBC Apr 2017 N	200,000,000	2017/01/27	2017/04/27	50.00

MAIN BOARD CALLABLE BULL/BEAR CONTRACTS

Code	Callable Bull/Bear Contracts	No. of issue (units)	Listing date	Expiry	Amount raised (HK\$mil.)
61373	SG Issuer – HSI R Bear CBBC Apr 2017 W	200,000,000	2017/01/27	2017/04/27	50.00
61384	SG Issuer – HSI R Bear CBBC Apr 2017 X	200,000,000	2017/01/27	2017/04/27	50.00
61387	SG Issuer – HSI R Bear CBBC Apr 2017 Y	200,000,000	2017/01/27	2017/04/27	50.00
61406	SG Issuer – HSI R Bear CBBC Jul 2017 A	200,000,000	2017/01/27	2017/07/28	50.00
61186	SG Issuer – Sands R Bull CBBC Feb 2018 A	100,000,000	2017/01/27	2018/02/27	25.00
61181	SG Issuer – China Vanke R Bull CBBC Oct 2017 A	40,000,000	2017/01/27	2017/10/30	10.00
61260	UBS AG – HSI R Bull CBBC Nov 2017 P	250,000,000	2017/01/27	2017/11/29	62.50
61279	UBS AG – HSI R Bear CBBC Apr 2017 K	250,000,000	2017/01/27	2017/04/27	62.50
61262	UBS AG – HSI R Bear CBBC Apr 2017 N	250,000,000	2017/01/27	2017/04/27	62.50
61268	UBS AG – HSI R Bear CBBC Apr 2017 P	250,000,000	2017/01/27	2017/04/27	62.50
61280	UBS AG – HSI R Bear CBBC Apr 2017 S	250,000,000	2017/01/27	2017/04/27	62.50
61277	UBS AG – HSI R Bear CBBC Apr 2017 X	250,000,000	2017/01/27	2017/04/27	62.50
61422	Credit Suisse AG – HSI R Bull CBBC Nov 2017 E	200,000,000	2017/02/01	2017/11/29	50.00
61418	Credit Suisse AG – HSI R Bear CBBC May 2017 M	200,000,000	2017/02/01	2017/05/29	50.00
61423	Credit Suisse AG – Sands China R Bull CBBC Dec 2017 B	50,000,000	2017/02/01	2017/12/20	12.50
61441	Goldman Sachs SP (Asia) – HSI R Bull CBBC Nov 2017 C	200,000,000	2017/02/01	2017/11/29	50.00
61444	Goldman Sachs SP (Asia) – HSI R Bear CBBC May 2017 J	200,000,000	2017/02/01	2017/05/29	50.00
61432	J P Morgan SP BV – Geely Auto R Bull CBBC Dec 2017 D	60,000,000	2017/02/01	2017/12/15	15.00
61439	J P Morgan SP BV – HSI R Bear CBBC May 2017 H	200,000,000	2017/02/01	2017/05/29	50.00
61425	SG Issuer – HSI R Bull CBBC Apr 2018 P	200,000,000	2017/02/01	2018/04/27	50.00
61427	SG Issuer – HSI R Bear CBBC Jul 2017 B	200,000,000	2017/02/01	2017/07/28	50.00
61429	SG Issuer – HSI R Bear CBBC Jul 2017 C	200,000,000	2017/02/01	2017/07/28	50.00
61417	UBS AG – HSI R Bull CBBC Nov 2017 D	200,000,000	2017/02/01	2017/11/29	50.00
61407	UBS AG – HSI R Bear CBBC May 2017 M	200,000,000	2017/02/01	2017/05/29	50.00
61539	Credit Suisse AG – Geely Auto R Bear CBBC Dec 2017 A	50,000,000	2017/02/02	2017/12/13	12.50
61570	Credit Suisse AG – HSI R Bull CBBC Dec 2017 G	300,000,000	2017/02/02	2017/12/28	75.00
61530	Credit Suisse AG – HSI R Bear CBBC Aug 2017 D	300,000,000	2017/02/02	2017/08/30	75.00
61512	Bank of East Asia – COVS R Bull CBBC Jan 2018 A	25,000,000	2017/02/02	2018/01/24	10.00
61519	Bank of East Asia – Geely Auto R Bull CBBC Jan 2018 A	40,000,000	2017/02/02	2018/01/24	10.00
61525	Bank of East Asia – HSBC Holdings R Bull CBBC Jan 2018 C	60,000,000	2017/02/02	2018/01/24	15.00
61501	Bank of East Asia – Lenovo R Bull CBBC Jun 2018 A	40,000,000	2017/02/02	2018/06/22	10.00
61504	Bank of East Asia – PetCh R Bull CBBC Jan 2018 A	40,000,000	2017/02/02	2018/01/24	10.00
61446	HK Bank – ABC R Bull CBBC Jul 2018 A	50,000,000	2017/02/02	2018/07/31	12.50
61447	HK Bank – ABC R Bull CBBC Aug 2018 A	50,000,000	2017/02/02	2018/08/31	12.50
61469	HK Bank – Lenovo R Bull CBBC Aug 2018 A	40,000,000	2017/02/02	2018/08/31	10.00
61470	HK Bank – Lenovo R Bull CBBC Sep 2018 A	40,000,000	2017/02/02	2018/09/28	10.00
61445	HK Bank – Tencent R Bull CBBC Jan 2018 C	50,000,000	2017/02/02	2018/01/18	12.50
61474	Haitong Int'l Sec – AAC Tech R Bull CBBC Nov 2017 A	40,000,000	2017/02/02	2017/11/17	10.00
61478	Haitong Int'l Sec – Geely Auto R Bull CBBC Nov 2017 A	40,000,000	2017/02/02	2017/11/15	10.00
61481	Haitong Int'l Sec – PICC P&C R Bull CBBC Nov 2017 A	40,000,000	2017/02/02	2017/11/14	10.00
61471	Haitong Int'l Sec – China Vanke R Bull CBBC Nov 2017 A	40,000,000	2017/02/02	2017/11/16	10.40
61587	J P Morgan SP BV – HSI R Bull CBBC Dec 2017 Z	200,000,000	2017/02/02	2017/12/28	50.00
61583	J P Morgan SP BV – HSI R Bear CBBC May 2017 I	200,000,000	2017/02/02	2017/05/29	50.00
61588	J P Morgan SP BV – PICC P&C R Bull CBBC Jan 2018 A	40,000,000	2017/02/02	2018/01/19	10.00
61591	J P Morgan SP BV – PICC P&C R Bull CBBC Feb 2018 A	40,000,000	2017/02/02	2018/02/15	10.00

MAIN BOARD CALLABLE BULL/BEAR CONTRACTS

Code	Callable Bull/Bear Contracts	No. of issue (units)	Listing date	Expiry	Amount raised (HK\$mil.)
61593	J P Morgan SP BV – China Vanke R Bull CBBC Dec 2017 A	30,000,000	2017/02/02	2017/12/15	10.50
61595	J P Morgan SP BV – China Vanke R Bull CBBC Jan 2018 A	30,000,000	2017/02/02	2018/01/19	13.50
61571	SG Issuer – HSI R Bull CBBC Apr 2018 Q	200,000,000	2017/02/02	2018/04/27	50.00
61582	SG Issuer – HSI R Bear CBBC Jul 2017 D	200,000,000	2017/02/02	2017/07/28	50.00
61528	UBS AG – HSI R Bull CBBC Oct 2017 M	250,000,000	2017/02/02	2017/10/30	62.50
61526	UBS AG – HSI R Bear CBBC May 2017 N	250,000,000	2017/02/02	2017/05/29	62.50
61730	BNP Paribas Arbit Issu B.V. – HSI R Bull CBBC Dec 2017 W	250,000,000	2017/02/03	2017/12/28	62.50
61640	BNP Paribas Arbit Issu B.V. – HSI R Bear CBBC May 2017 A	250,000,000	2017/02/03	2017/05/29	62.50
61654	Credit Suisse AG – HSI R Bull CBBC Nov 2017 B	200,000,000	2017/02/03	2017/11/29	50.00
61652	Credit Suisse AG – HSI R Bear CBBC May 2017 N	200,000,000	2017/02/03	2017/05/29	50.00
61642	Credit Suisse AG – PICC P&C R Bull CBBC Dec 2017 A	40,000,000	2017/02/03	2017/12/13	10.00
61643	Credit Suisse AG – PICC P&C R Bull CBBC Dec 2017 B	40,000,000	2017/02/03	2017/12/06	10.00
61648	Credit Suisse AG – PICC P&C R Bull CBBC Dec 2017 C	40,000,000	2017/02/03	2017/12/20	10.00
61618	Goldman Sachs SP (Asia) – HSI R Bear CBBC May 2017 K	200,000,000	2017/02/03	2017/05/29	50.00
61619	HK Bank – AAC Tech R Bull CBBC Apr 2018 A	40,000,000	2017/02/03	2018/04/30	10.00
61620	HK Bank – ABC R Bear CBBC Apr 2018 A	40,000,000	2017/02/03	2018/04/30	10.00
61624	HK Bank – Lenovo R Bear CBBC Apr 2018 A	40,000,000	2017/02/03	2018/04/30	10.00
61629	HK Bank – Tencent R Bull CBBC Jan 2018 D	50,000,000	2017/02/03	2018/01/22	12.50
61608	Haitong Int'l Sec – HSI R Bull CBBC Sep 2017 B	150,000,000	2017/02/03	2017/09/28	37.65
61617	Haitong Int'l Sec – HSI R Bull CBBC Nov 2017 H	150,000,000	2017/02/03	2017/11/29	37.65
61612	Haitong Int'l Sec – HSI R Bull CBBC Dec 2017 M	150,000,000	2017/02/03	2017/12/28	37.65
61599	Haitong Int'l Sec – HSI R Bull CBBC Apr 2018 A	150,000,000	2017/02/03	2018/04/27	37.50
61602	Haitong Int'l Sec – HSI R Bull CBBC Apr 2018 B	150,000,000	2017/02/03	2018/04/27	37.80
61697	J P Morgan SP BV – HSI R Bear CBBC May 2017 J	200,000,000	2017/02/03	2017/05/29	50.00
61702	J P Morgan SP BV – HSI R Bear CBBC May 2017 K	200,000,000	2017/02/03	2017/05/29	50.00
61722	J P Morgan SP BV – HSI R Bear CBBC May 2017 L	200,000,000	2017/02/03	2017/05/29	50.00
61724	J P Morgan SP BV – HSI R Bear CBBC May 2017 M	200,000,000	2017/02/03	2017/05/29	50.00
61734	SG Issuer – HSI R Bull CBBC Apr 2018 R	200,000,000	2017/02/03	2018/04/27	50.00
61736	SG Issuer – HSI R Bull CBBC Apr 2018 S	200,000,000	2017/02/03	2018/04/27	50.00
61737	SG Issuer – HSI R Bear CBBC Jul 2017 E	200,000,000	2017/02/03	2017/07/28	50.00
61742	SG Issuer – HSI R Bear CBBC Jul 2017 F	200,000,000	2017/02/03	2017/07/28	50.00
61676	UBS AG – HSI R Bull CBBC Sep 2017 Z	250,000,000	2017/02/03	2017/09/28	62.50
61672	UBS AG – HSI R Bear CBBC May 2017 O	250,000,000	2017/02/03	2017/05/29	62.50
61927	BNP Paribas Arbit Issu B.V. – Ch Mob R Bull CBBC Dec 2017 B	50,000,000	2017/02/06	2017/12/29	12.50
61922	BNP Paribas Arbit Issu B.V. – CSOP A50 ETF R Bull CBBC Dec17A	80,000,000	2017/02/06	2017/12/29	20.00
61923	BNP Paribas Arbit Issu B.V. – A50 Ch R Bull CBBC Dec 2017 C	80,000,000	2017/02/06	2017/12/29	20.00
61931	BNP Paribas Arbit Issu B.V. – HSCEI R Bull CBBC Nov 2017 C	100,000,000	2017/02/06	2017/11/29	25.00
61933	BNP Paribas Arbit Issu B.V. – HSCEI R Bull CBBC Nov 2017 D	100,000,000	2017/02/06	2017/11/29	25.00
61932	BNP Paribas Arbit Issu B.V. – HSCEI R Bull CBBC Dec 2017 C	100,000,000	2017/02/06	2017/12/28	25.00
61939	BNP Paribas Arbit Issu B.V. – HSCEI R Bull CBBC Dec 2017 D	100,000,000	2017/02/06	2017/12/28	25.00
62553	BNP Paribas Arbit Issu B.V. – HSI R Bull CBBC Nov 2017 F	250,000,000	2017/02/06	2017/11/29	62.50
62564	BNP Paribas Arbit Issu B.V. – HSI R Bull CBBC Nov 2017 G	250,000,000	2017/02/06	2017/11/29	62.50
62557	BNP Paribas Arbit Issu B.V. – HSI R Bull CBBC Dec 2017 X	250,000,000	2017/02/06	2017/12/28	62.50
61774	BNP Paribas Arbit Issu B.V. – HSI R Bear CBBC May 2017 B	250,000,000	2017/02/06	2017/05/29	62.50
61776	BNP Paribas Arbit Issu B.V. – HSI R Bear CBBC May 2017 C	250,000,000	2017/02/06	2017/05/29	62.50

MAIN BOARD CALLABLE BULL/BEAR CONTRACTS

Code	Callable Bull/Bear Contracts	No. of issue (units)	Listing date	Expiry	Amount raised (HK\$mil.)
61789	BNP Paribas Arbit Issu B.V. – HSI R Bear CBBC May 2017 D	250,000,000	2017/02/06	2017/05/29	62.50
61929	BNP Paribas Arbit Issu B.V. – Ping An R Bull CBBC Dec 2017 A	50,000,000	2017/02/06	2017/12/29	12.50
61928	BNP Paribas Arbit Issu B.V. – Tencent R Bull CBBC Dec 2017 C	50,000,000	2017/02/06	2017/12/29	12.50
61968	Credit Suisse AG – AIA R Bull CBBC Nov 2017 B	50,000,000	2017/02/06	2017/11/22	12.50
62022	Credit Suisse AG – AIA R Bear CBBC Nov 2017 B	50,000,000	2017/02/06	2017/11/29	12.50
62000	Credit Suisse AG – China Mobile R Bear CBBC Dec 2017 A	50,000,000	2017/02/06	2017/12/14	12.50
62189	Credit Suisse AG – CUni R Bull CBBC Nov 2017 A	50,000,000	2017/02/06	2017/11/16	12.50
61971	Credit Suisse AG – CSOP A50 ETF R Bull CBBC Nov 2017 A	40,000,000	2017/02/06	2017/11/17	10.00
61991	Credit Suisse AG – Galaxy Ent R Bear CBBC Dec 2017 C	50,000,000	2017/02/06	2017/12/06	12.50
61973	Credit Suisse AG – HSBC R Bull CBBC Dec 2017 E	50,000,000	2017/02/06	2017/12/13	12.50
62191	Credit Suisse AG – HSI R Bull CBBC Dec 2017 E	200,000,000	2017/02/06	2017/12/28	50.00
62216	Credit Suisse AG – HSI R Bull CBBC Dec 2017 R	200,000,000	2017/02/06	2017/12/28	50.00
61948	Credit Suisse AG – HSI R Bear CBBC May 2017 O	200,000,000	2017/02/06	2017/05/29	50.00
61965	Credit Suisse AG – HSI R Bear CBBC May 2017 P	200,000,000	2017/02/06	2017/05/29	50.00
61966	Credit Suisse AG – HSI R Bear CBBC May 2017 Q	200,000,000	2017/02/06	2017/05/29	50.00
62008	Credit Suisse AG – HSI R Bear CBBC May 2017 R	200,000,000	2017/02/06	2017/05/29	50.00
62020	Credit Suisse AG – HSI R Bear CBBC May 2017 S	200,000,000	2017/02/06	2017/05/29	50.00
61974	Credit Suisse AG – Tencent R Bull CBBC Oct 2017 D	50,000,000	2017/02/06	2017/10/25	12.50
61986	Credit Suisse AG – Tencent R Bull CBBC Nov 2017 A	50,000,000	2017/02/06	2017/11/08	12.50
61881	Bank of East Asia – ABC R Bull CBBC Jun 2018 A	40,000,000	2017/02/06	2018/06/22	10.00
61917	Bank of East Asia – Lenovo R Bull CBBC Jan 2018 A	40,000,000	2017/02/06	2018/01/26	10.00
61890	Bank of East Asia – PICC P&C R Bull CBBC Jan 2018 A	40,000,000	2017/02/06	2018/01/26	10.00
61901	Bank of East Asia – PICC P&C R Bull CBBC Jun 2018 A	40,000,000	2017/02/06	2018/06/22	10.00
61910	Bank of East Asia – Tencent R Bull CBBC Jan 2018 E	30,000,000	2017/02/06	2018/01/26	10.50
61945	Goldman Sachs SP (Asia) – HSI R Bull CBBC Nov 2017 D	200,000,000	2017/02/06	2017/11/29	50.00
61769	Goldman Sachs SP (Asia) – HSI R Bear CBBC May 2017 L	200,000,000	2017/02/06	2017/05/29	50.00
61770	Goldman Sachs SP (Asia) – HSI R Bear CBBC May 2017 M	200,000,000	2017/02/06	2017/05/29	50.00
61807	HK Bank – AIA R Bull CBBC Jan 2018 C	60,000,000	2017/02/06	2018/01/15	15.00
61803	HK Bank – HKEX R Bull CBBC Dec 2017 G	50,000,000	2017/02/06	2017/12/15	12.50
61853	HK Bank – HSI R Bull CBBC Nov 2017 M	100,000,000	2017/02/06	2017/11/29	25.00
61833	HK Bank – HSI R Bull CBBC Dec 2017 E	100,000,000	2017/02/06	2017/12/28	25.00
61866	HK Bank – HSI R Bear CBBC Oct 2017 G	150,000,000	2017/02/06	2017/10/30	37.50
61794	HK Bank – Tencent R Bull CBBC Dec 2017 D	50,000,000	2017/02/06	2017/12/22	12.50
62295	J P Morgan SP BV – CSOP A50 ETF R Bull CBBC Feb 2018 B	80,000,000	2017/02/06	2018/02/15	20.00
62291	J P Morgan SP BV – A50 China R Bull CBBC Feb 2018 A	80,000,000	2017/02/06	2018/02/15	20.00
62303	J P Morgan SP BV – HKEX R Bull CBBC Nov 2017 J	40,000,000	2017/02/06	2017/11/17	10.00
62311	J P Morgan SP BV – HSBC R Bull CBBC Dec 2017 E	100,000,000	2017/02/06	2017/12/15	25.00
62349	J P Morgan SP BV – HSI R Bull CBBC Oct 2017 O	200,000,000	2017/02/06	2017/10/30	50.00
62274	J P Morgan SP BV – HSI R Bull CBBC Nov 2017 I	200,000,000	2017/02/06	2017/11/29	50.00
62228	J P Morgan SP BV – HSI R Bear CBBC May 2017 N	200,000,000	2017/02/06	2017/05/29	50.00
62233	J P Morgan SP BV – HSI R Bear CBBC May 2017 O	200,000,000	2017/02/06	2017/05/29	50.00
62248	J P Morgan SP BV – HSI R Bear CBBC May 2017 P	200,000,000	2017/02/06	2017/05/29	50.00
62250	J P Morgan SP BV – HSI R Bear CBBC May 2017 Q	200,000,000	2017/02/06	2017/05/29	50.00
62259	J P Morgan SP BV – HSI R Bear CBBC May 2017 R	200,000,000	2017/02/06	2017/05/29	50.00
62263	J P Morgan SP BV – HSI R Bear CBBC May 2017 S	200,000,000	2017/02/06	2017/05/29	50.00

MAIN BOARD CALLABLE BULL/BEAR CONTRACTS

Code	Callable Bull/Bear Contracts	No. of issue (units)	Listing date	Expiry	Amount raised (HK\$mil.)
62338	J P Morgan SP BV – Lenovo R Bull CBBC Jan 2018 B	100,000,000	2017/02/06	2018/01/19	25.00
62344	J P Morgan SP BV – Tencent R Bull CBBC Nov 2017 L	40,000,000	2017/02/06	2017/11/17	10.00
62345	J P Morgan SP BV – Tencent R Bull CBBC Dec 2017 L	60,000,000	2017/02/06	2017/12/15	15.00
62348	J P Morgan SP BV – Tencent R Bull CBBC Jan 2018 A	40,000,000	2017/02/06	2018/01/19	10.00
61878	Macquarie Bank Ltd. – HSI R Bull CBBC Apr 2018 A	40,000,000	2017/02/06	2018/04/27	10.00
61880	Macquarie Bank Ltd. – HSI R Bull CBBC Apr 2018 B	40,000,000	2017/02/06	2018/04/27	10.00
62438	SG Issuer – A50 R Bull CBBC Nov 2017 A	40,000,000	2017/02/06	2017/11/29	10.00
62439	SG Issuer – A50 R Bear CBBC Oct 2017 A	40,000,000	2017/02/06	2017/10/30	10.00
62385	SG Issuer – Galaxy R Bull CBBC Aug 2018 B	100,000,000	2017/02/06	2018/08/30	25.00
62430	SG Issuer – Galaxy R Bear CBBC Oct 2018 A	100,000,000	2017/02/06	2018/10/30	25.00
62432	SG Issuer – HSBC R Bull CBBC Sep 2018 G	100,000,000	2017/02/06	2018/09/27	25.00
62437	SG Issuer – HSBC R Bear CBBC Nov 2017 A	100,000,000	2017/02/06	2017/11/29	25.00
62501	SG Issuer – HSI R Bull CBBC Apr 2018 T	200,000,000	2017/02/06	2018/04/27	50.00
62502	SG Issuer – HSI R Bull CBBC Apr 2018 U	200,000,000	2017/02/06	2018/04/27	50.00
62517	SG Issuer – HSI R Bull CBBC Apr 2018 V	200,000,000	2017/02/06	2018/04/27	50.00
62532	SG Issuer – HSI R Bear CBBC Jul 2017 G	200,000,000	2017/02/06	2017/07/28	50.00
62548	SG Issuer – HSI R Bear CBBC Jul 2017 H	200,000,000	2017/02/06	2017/07/28	50.00
62550	SG Issuer – HSI R Bear CBBC Jul 2017 I	200,000,000	2017/02/06	2017/07/28	50.00
62446	SG Issuer – SHK Ppt P R Bull CBBC Aug 2018 C	100,000,000	2017/02/06	2018/08/30	25.00
62484	SG Issuer – Tencent R Bull CBBC Sep 2017 F	100,000,000	2017/02/06	2017/09/28	25.00
62489	SG Issuer – Tencent R Bear CBBC Jul 2017 B	100,000,000	2017/02/06	2017/07/28	25.00
62131	UBS AG – HKEX R Bull CBBC Oct 2017 B	40,000,000	2017/02/06	2017/10/09	10.00
62134	UBS AG – HKEX R Bear CBBC Jul 2017 A	40,000,000	2017/02/06	2017/07/10	10.00
62164	UBS AG – HSI R Bull CBBC Oct 2017 J	250,000,000	2017/02/06	2017/10/30	62.50
62140	UBS AG – HSI R Bull CBBC Dec 2017 E	250,000,000	2017/02/06	2017/12/28	62.50
62180	UBS AG – HSI R Bull CBBC Dec 2017 Q	250,000,000	2017/02/06	2017/12/28	62.50
62027	UBS AG – HSI R Bear CBBC May 2017 P	200,000,000	2017/02/06	2017/05/29	50.00
62039	UBS AG – HSI R Bear CBBC May 2017 Q	250,000,000	2017/02/06	2017/05/29	62.50
62055	UBS AG – HSI R Bear CBBC May 2017 R	250,000,000	2017/02/06	2017/05/29	62.50
62119	UBS AG – Tencent R Bull CBBC Dec 2017 A	50,000,000	2017/02/06	2017/12/11	12.50
62120	UBS AG – Tencent R Bear CBBC Oct 2017 A	50,000,000	2017/02/06	2017/10/16	12.50
62780	Credit Suisse AG – AAC Tech R Bull CBBC Dec 2017 A	50,000,000	2017/02/07	2017/12/20	12.50
62789	Credit Suisse AG – HKEX R Bull CBBC Dec 2017 B	50,000,000	2017/02/07	2017/12/08	12.50
62849	Credit Suisse AG – HSI R Bull CBBC Nov 2017 S	200,000,000	2017/02/07	2017/11/29	50.00
62833	Credit Suisse AG – HSI R Bull CBBC Dec 2017 V	200,000,000	2017/02/07	2017/12/28	50.00
62790	Credit Suisse AG – Lenovo R Bull CBBC Dec 2017 A	50,000,000	2017/02/07	2017/12/21	12.50
62824	Credit Suisse AG – Lenovo R Bull CBBC Dec 2017 B	50,000,000	2017/02/07	2017/12/14	12.50
62788	Credit Suisse AG – PICC P&C R Bull CBBC Dec 2017 D	40,000,000	2017/02/07	2017/12/14	10.00
62673	Goldman Sachs SP (Asia) – HSI R Bull CBBC Oct 2017 H	200,000,000	2017/02/07	2017/10/30	50.00
62677	Goldman Sachs SP (Asia) – HSI R Bear CBBC Jul 2017 A	200,000,000	2017/02/07	2017/07/28	50.00
62678	Goldman Sachs SP (Asia) – HSI R Bear CBBC Jul 2017 B	200,000,000	2017/02/07	2017/07/28	50.00
62624	HK Bank – CUni R Bull CBBC Dec 2017 B	40,000,000	2017/02/07	2017/12/22	10.00
62595	HK Bank – CUni R Bear CBBC Dec 2017 A	40,000,000	2017/02/07	2017/12/15	10.00
62626	HK Bank – PICC P&C R Bull CBBC Oct 2018 A	40,000,000	2017/02/07	2018/10/31	10.00
62629	HK Bank – China Vanke R Bull CBBC Jan 2018 B	40,000,000	2017/02/07	2018/01/15	10.00

MAIN BOARD CALLABLE BULL/BEAR CONTRACTS

Code	Callable Bull/Bear Contracts	No. of issue (units)	Listing date	Expiry	Amount raised (HK\$mil.)
62672	J P Morgan SP BV – AIA R Bull CBBC Dec 2017 A	100,000,000	2017/02/07	2017/12/15	25.00
62646	J P Morgan SP BV – China Mobile R Bull CBBC Dec 2017 C	100,000,000	2017/02/07	2017/12/15	25.00
62639	J P Morgan SP BV – CUni R Bull CBBC Dec 2017 A	60,000,000	2017/02/07	2017/12/15	15.00
62768	J P Morgan SP BV – HSI R Bull CBBC Oct 2017 Y	200,000,000	2017/02/07	2017/10/30	50.00
62775	J P Morgan SP BV – HSI R Bull CBBC Nov 2017 Z	200,000,000	2017/02/07	2017/11/29	50.00
62753	J P Morgan SP BV – HSI R Bear CBBC May 2017 T	200,000,000	2017/02/07	2017/05/29	50.00
62755	J P Morgan SP BV – HSI R Bear CBBC May 2017 U	200,000,000	2017/02/07	2017/05/29	50.00
62759	J P Morgan SP BV – HSI R Bear CBBC May 2017 V	200,000,000	2017/02/07	2017/05/29	50.00
62777	J P Morgan SP BV – HSI R Bear CBBC May 2017 W	200,000,000	2017/02/07	2017/05/29	50.00
62658	J P Morgan SP BV – PICC P&C R Bull CBBC Jan 2018 B	40,000,000	2017/02/07	2018/01/19	10.00
62638	J P Morgan SP BV – Tencent R Bull CBBC Jan 2018 B	40,000,000	2017/02/07	2018/01/19	10.00
62682	SG Issuer – HSI R Bull CBBC Apr 2018 W	200,000,000	2017/02/07	2018/04/27	50.00
62708	SG Issuer – HSI R Bull CBBC Apr 2018 X	200,000,000	2017/02/07	2018/04/27	50.00
62750	UBS AG – HSI R Bull CBBC Sep 2017 A	200,000,000	2017/02/07	2017/09/28	50.00
62749	UBS AG – HSI R Bull CBBC Nov 2017 L	200,000,000	2017/02/07	2017/11/29	50.00
62722	UBS AG – Lenovo R Bull CBBC Dec 2017 A	40,000,000	2017/02/07	2017/12/04	10.00
62737	UBS AG – Lenovo R Bear CBBC Jun 2017 A	40,000,000	2017/02/07	2017/06/12	10.00
62921	Credit Suisse AG – China Mobile R Bull CBBC Dec 2017 A	50,000,000	2017/02/08	2017/12/15	12.50
62909	Credit Suisse AG – HSI R Bull CBBC Oct 2017 N	200,000,000	2017/02/08	2017/10/30	50.00
62902	Credit Suisse AG – HSI R Bull CBBC Nov 2017 C	200,000,000	2017/02/08	2017/11/29	50.00
62920	Credit Suisse AG – HSI R Bear CBBC May 2017 T	200,000,000	2017/02/08	2017/05/29	50.00
62858	Goldman Sachs SP (Asia) – HSI R Bull CBBC Oct 2017 I	200,000,000	2017/02/08	2017/10/30	50.00
62924	Goldman Sachs SP (Asia) – HSI R Bear CBBC Jul 2017 C	200,000,000	2017/02/08	2017/07/28	50.00
62926	Goldman Sachs SP (Asia) – HSI R Bear CBBC Jul 2017 D	200,000,000	2017/02/08	2017/07/28	50.00
62891	HK Bank – CKP R Bull CBBC Feb 2018 A	40,000,000	2017/02/08	2018/02/12	10.00
62859	HK Bank – HSI R Bear CBBC Jul 2017 H	100,000,000	2017/02/08	2017/07/28	25.00
62877	HK Bank – ICBC R Bull CBBC Feb 2018 A	50,000,000	2017/02/08	2018/02/12	12.50
62887	HK Bank – ICBC R Bear CBBC Jan 2018 A	40,000,000	2017/02/08	2018/01/22	10.00
62900	HK Bank – SMIC R Bull CBBC Feb 2018 A	40,000,000	2017/02/08	2018/02/12	10.00
62898	HK Bank – WH Group R Bull CBBC Feb 2018 A	40,000,000	2017/02/08	2018/02/12	10.00
62956	J P Morgan SP BV – HSI R Bull CBBC Oct 2017 A	200,000,000	2017/02/08	2017/10/30	50.00
62957	J P Morgan SP BV – HSI R Bear CBBC May 2017 X	200,000,000	2017/02/08	2017/05/29	50.00
62961	J P Morgan SP BV – HSI R Bear CBBC May 2017 Y	200,000,000	2017/02/08	2017/05/29	50.00
62929	SG Issuer – HSI R Bull CBBC Apr 2018 Y	200,000,000	2017/02/08	2018/04/27	50.00
62954	SG Issuer – HSI R Bear CBBC Jul 2017 J	200,000,000	2017/02/08	2017/07/28	50.00
63009	UBS AG – China Mobile R Bull CBBC Dec 2017 B	40,000,000	2017/02/08	2017/12/11	10.00
62994	UBS AG – HSI R Bull CBBC Sep 2017 J	250,000,000	2017/02/08	2017/09/28	62.50
62981	UBS AG – HSI R Bull CBBC Dec 2017 S	250,000,000	2017/02/08	2017/12/28	62.50
63035	UBS AG – HSI R Bear CBBC May 2017 S	250,000,000	2017/02/08	2017/05/29	62.50
63080	UBS AG – HSI R Bear CBBC May 2017 T	250,000,000	2017/02/08	2017/05/29	62.50
63081	UBS AG – Petrochina R Bull CBBC Oct 2017 B	40,000,000	2017/02/08	2017/10/16	10.00
63084	UBS AG – Tencent R Bull CBBC Nov 2017 D	50,000,000	2017/02/08	2017/11/13	12.50
63091	BNP Paribas Arbit Issu B.V. – HSI R Bear CBBC May 2017 E	250,000,000	2017/02/09	2017/05/29	62.50
63160	Credit Suisse AG – HSI R Bull CBBC Oct 2017 V	200,000,000	2017/02/09	2017/10/30	50.00
63165	Credit Suisse AG – HSI R Bull CBBC Oct 2017 Z	300,000,000	2017/02/09	2017/10/30	75.00

MAIN BOARD CALLABLE BULL/BEAR CONTRACTS

Code	Callable Bull/Bear Contracts	No. of issue (units)	Listing date	Expiry	Amount raised (HK\$mil.)
63185	Credit Suisse AG – HSI R Bear CBBC May 2017 U	200,000,000	2017/02/09	2017/05/29	50.00
63177	Credit Suisse AG – HSI R Bear CBBC Sep 2017 A	300,000,000	2017/02/09	2017/09/28	75.00
63170	Credit Suisse AG – SMIC R Bull CBBC Nov 2017 A	40,000,000	2017/02/09	2017/11/30	10.00
63172	Credit Suisse AG – SMIC R Bull CBBC Nov 2017 B	40,000,000	2017/02/09	2017/11/23	10.00
63139	Goldman Sachs SP (Asia) – HSI R Bull CBBC Oct 2017 A	200,000,000	2017/02/09	2017/10/30	50.00
63142	Goldman Sachs SP (Asia) – HSI R Bear CBBC Jul 2017 E	200,000,000	2017/02/09	2017/07/28	50.00
63113	HK Bank – BOC HK R Bull CBBC Nov 2017 B	40,000,000	2017/02/09	2017/11/17	10.00
63114	HK Bank – BOCL R Bull CBBC Feb 2018 A	50,000,000	2017/02/09	2018/02/12	12.50
63109	HK Bank – China Mobile R Bull CBBC Nov 2017 B	50,000,000	2017/02/09	2017/11/17	12.50
63096	HK Bank – China Shenhua R Bull CBBC Feb 2018 A	40,000,000	2017/02/09	2018/02/12	12.00
63121	HK Bank – HSI R Bull CBBC Dec 2017 F	100,000,000	2017/02/09	2017/12/28	25.00
63128	HK Bank – HSI R Bear CBBC Jul 2017 I	100,000,000	2017/02/09	2017/07/28	25.00
63104	HK Bank – Link REIT R Bull CBBC Feb 2018 A	40,000,000	2017/02/09	2018/02/12	10.00
63200	J P Morgan SP BV – HSI R Bull CBBC Nov 2017 C	200,000,000	2017/02/09	2017/11/29	50.00
63202	J P Morgan SP BV – HSI R Bear CBBC May 2017 Z	200,000,000	2017/02/09	2017/05/29	50.00
63203	SG Issuer – HSI R Bull CBBC Apr 2018 Z	200,000,000	2017/02/09	2018/04/27	50.00
63204	SG Issuer – HSI R Bear CBBC Jul 2017 K	200,000,000	2017/02/09	2017/07/28	50.00
63210	SG Issuer – HSI R Bear CBBC Jul 2017 L	200,000,000	2017/02/09	2017/07/28	50.00
63150	SG Issuer – Tencent R Bull CBBC Jan 2018 C	100,000,000	2017/02/09	2018/01/30	25.00
63149	SG Issuer – Tencent R Bull CBBC Mar 2018 C	100,000,000	2017/02/09	2018/03/28	25.00
63156	SG Issuer – Tencent R Bear CBBC Nov 2017 A	100,000,000	2017/02/09	2017/11/29	25.00
63187	UBS AG – Galaxy Ent R Bull CBBC Oct 2017 B	40,000,000	2017/02/09	2017/10/09	10.00
63192	UBS AG – HSBC R Bull CBBC Nov 2017 F	40,000,000	2017/02/09	2017/11/20	10.00
63197	UBS AG – HSI R Bear CBBC May 2017 U	250,000,000	2017/02/09	2017/05/29	62.50
63198	UBS AG – HSI R Bear CBBC May 2017 V	250,000,000	2017/02/09	2017/05/29	62.50
63188	UBS AG – Sands China R Bull CBBC Nov 2017 A	40,000,000	2017/02/09	2017/11/13	10.00
63234	BNP Paribas Arbit Issu B.V. – HSI R Bull CBBC Dec 2017 Y	250,000,000	2017/02/10	2017/12/28	62.50
63212	BNP Paribas Arbit Issu B.V. – HSI R Bear CBBC May 2017 F	250,000,000	2017/02/10	2017/05/29	62.50
63327	Credit Suisse AG – China Shenhua R Bull CBBC Oct 2017 A	50,000,000	2017/02/10	2017/10/12	12.50
63352	Credit Suisse AG – China Shenhua R Bull CBBC Dec 2017 A	50,000,000	2017/02/10	2017/12/29	13.75
63354	Credit Suisse AG – Geely Auto R Bull CBBC Oct 2017 B	50,000,000	2017/02/10	2017/10/26	12.50
63287	Credit Suisse AG – Geely Auto R Bull CBBC Dec 2017 B	50,000,000	2017/02/10	2017/12/14	12.50
63296	Credit Suisse AG – Geely Auto R Bear CBBC Dec 2017 B	50,000,000	2017/02/10	2017/12/07	12.50
63280	Credit Suisse AG – HSI R Bull CBBC Oct 2017 E	200,000,000	2017/02/10	2017/10/30	50.00
63273	Credit Suisse AG – HSI R Bull CBBC Jan 2018 A	300,000,000	2017/02/10	2018/01/30	75.00
63329	Credit Suisse AG – HSI R Bear CBBC May 2017 V	200,000,000	2017/02/10	2017/05/29	50.00
63331	Credit Suisse AG – HSI R Bear CBBC May 2017 W	200,000,000	2017/02/10	2017/05/29	50.00
63286	Credit Suisse AG – Sands China R Bull CBBC Nov 2017 C	50,000,000	2017/02/10	2017/11/23	12.50
63407	Goldman Sachs SP (Asia) – HSI R Bull CBBC Oct 2017 J	200,000,000	2017/02/10	2017/10/30	50.00
63242	HK Bank – Geely Auto R Bear CBBC Feb 2018 B	40,000,000	2017/02/10	2018/02/12	10.00
63249	HK Bank – HSI R Bear CBBC Jul 2017 J	100,000,000	2017/02/10	2017/07/28	25.00
63243	HK Bank – Sands China R Bull CBBC Mar 2018 B	80,000,000	2017/02/10	2018/03/05	20.00
63266	Haitong Int'l Sec – China Mobile R Bear CBBC Aug 2017 A	40,000,000	2017/02/10	2017/08/17	10.00
63254	Haitong Int'l Sec – SMIC R Bull CBBC Oct 2017 A	40,000,000	2017/02/10	2017/10/17	10.00
63255	Haitong Int'l Sec – Tencent R Bull CBBC Oct 2017 B	40,000,000	2017/02/10	2017/10/18	10.00

MAIN BOARD CALLABLE BULL/BEAR CONTRACTS

Code	Callable Bull/Bear Contracts	No. of issue (units)	Listing date	Expiry	Amount raised (HK\$mil.)
63257	Haitong Int'l Sec – Tencent R Bear CBBC Oct 2017 A	40,000,000	2017/02/10	2017/10/18	10.00
63253	Haitong Int'l Sec – WH Group R Bull CBBC Oct 2017 A	40,000,000	2017/02/10	2017/10/16	10.00
63451	J P Morgan SP BV – Geely Auto R Bull CBBC Nov 2017 C	60,000,000	2017/02/10	2017/11/17	15.00
63439	J P Morgan SP BV – HSI R Bull CBBC Oct 2017 D	200,000,000	2017/02/10	2017/10/30	50.00
63441	J P Morgan SP BV – HSI R Bear CBBC May 2017 A	200,000,000	2017/02/10	2017/05/29	50.00
63442	J P Morgan SP BV – HSI R Bear CBBC May 2017 C	200,000,000	2017/02/10	2017/05/29	50.00
63397	SG Issuer – HSI R Bull CBBC Apr 2018 F	200,000,000	2017/02/10	2018/04/27	50.00
63401	SG Issuer – HSI R Bear CBBC Jul 2017 M	200,000,000	2017/02/10	2017/07/28	50.00
63403	SG Issuer – HSI R Bear CBBC Jul 2017 N	200,000,000	2017/02/10	2017/07/28	50.00
63355	UBS AG – HSI R Bull CBBC Dec 2017 V	300,000,000	2017/02/10	2017/12/28	75.00
63366	UBS AG – HSI R Bull CBBC Dec 2017 X	250,000,000	2017/02/10	2017/12/28	62.50
63367	UBS AG – HSI R Bear CBBC May 2017 W	200,000,000	2017/02/10	2017/05/29	50.00
63372	UBS AG – HSI R Bear CBBC May 2017 X	250,000,000	2017/02/10	2017/05/29	62.50
63388	UBS AG – HSI R Bear CBBC May 2017 Y	200,000,000	2017/02/10	2017/05/29	50.00
63506	BNP Paribas Arbit Issu B.V. – HSI R Bull CBBC Nov 2017 H	250,000,000	2017/02/13	2017/11/29	62.50
63489	BNP Paribas Arbit Issu B.V. – HSI R Bull CBBC Dec 2017 Z	250,000,000	2017/02/13	2017/12/28	62.50
63459	BNP Paribas Arbit Issu B.V. – HSI R Bear CBBC May 2017 G	250,000,000	2017/02/13	2017/05/29	62.50
63533	Credit Suisse AG – China Life R Bull CBBC Nov 2017 C	50,000,000	2017/02/13	2017/11/30	12.50
63539	Credit Suisse AG – China Life R Bear CBBC Oct 2017 A	25,000,000	2017/02/13	2017/10/26	10.25
63536	Credit Suisse AG – Geely Auto R Bull CBBC Dec 2017 C	50,000,000	2017/02/13	2017/12/05	12.50
63513	Credit Suisse AG – Geely Auto R Bear CBBC Nov 2017 A	50,000,000	2017/02/13	2017/11/08	12.50
63518	Credit Suisse AG – Geely Auto R Bear CBBC Nov 2017 B	50,000,000	2017/02/13	2017/11/17	14.50
63525	Credit Suisse AG – HSI R Bull CBBC Dec 2017 Z	200,000,000	2017/02/13	2017/12/28	50.00
63519	Credit Suisse AG – HSI R Bull CBBC Jan 2018 B	200,000,000	2017/02/13	2018/01/30	50.00
63510	Credit Suisse AG – HSI R Bear CBBC May 2017 X	200,000,000	2017/02/13	2017/05/29	50.00
63511	Credit Suisse AG – HSI R Bear CBBC May 2017 Y	200,000,000	2017/02/13	2017/05/29	50.00
63531	Credit Suisse AG – Ping An R Bull CBBC Dec 2017 A	50,000,000	2017/02/13	2017/12/19	12.50
63540	Goldman Sachs SP (Asia) – HSI R Bull CBBC Oct 2017 K	200,000,000	2017/02/13	2017/10/30	50.00
63453	Goldman Sachs SP (Asia) – HSI R Bear CBBC May 2017 N	200,000,000	2017/02/13	2017/05/29	50.00
63454	Goldman Sachs SP (Asia) – HSI R Bear CBBC May 2017 O	200,000,000	2017/02/13	2017/05/29	50.00
63541	Goldman Sachs SP (Asia) – HSI R Bear CBBC Jul 2017 F	200,000,000	2017/02/13	2017/07/28	50.00
63542	Goldman Sachs SP (Asia) – HSI R Bear CBBC Jul 2017 G	200,000,000	2017/02/13	2017/07/28	50.00
63546	Goldman Sachs SP (Asia) – HSI R Bear CBBC Jul 2017 H	200,000,000	2017/02/13	2017/07/28	50.00
63496	HK Bank – China Life R Bull CBBC Nov 2017 A	40,000,000	2017/02/13	2017/11/17	10.00
63478	HK Bank – Geely Auto R Bull CBBC Nov 2017 B	40,000,000	2017/02/13	2017/11/17	10.00
63480	HK Bank – Geely Auto R Bear CBBC Feb 2018 C	40,000,000	2017/02/13	2018/02/12	10.00
63486	HK Bank – HSCEI R Bull CBBC Nov 2017 C	60,000,000	2017/02/13	2017/11/29	15.00
63481	HK Bank – HSI R Bull CBBC Nov 2017 N	100,000,000	2017/02/13	2017/11/29	25.00
63549	J P Morgan SP BV – China Life R Bull CBBC Jan 2018 D	40,000,000	2017/02/13	2018/01/19	10.00
63614	J P Morgan SP BV – China Life R Bear CBBC Jan 2018 A	30,000,000	2017/02/13	2018/01/19	11.10
63560	J P Morgan SP BV – Geely Auto R Bull CBBC Oct 2017 C	80,000,000	2017/02/13	2017/10/20	20.00
63552	J P Morgan SP BV – HSBC R Bear CBBC Oct 2017 A	100,000,000	2017/02/13	2017/10/20	25.00
63590	J P Morgan SP BV – HSI R Bull CBBC Jan 2018 R	200,000,000	2017/02/13	2018/01/30	50.00
63594	J P Morgan SP BV – HSI R Bull CBBC Feb 2018 N	200,000,000	2017/02/13	2018/02/27	50.00
63593	J P Morgan SP BV – HSI R Bull CBBC Apr 2018 A	200,000,000	2017/02/13	2018/04/27	50.00

MAIN BOARD CALLABLE BULL/BEAR CONTRACTS

Code	Callable Bull/Bear Contracts	No. of issue (units)	Listing date	Expiry	Amount raised (HK\$mil.)
63548	J P Morgan SP BV – HSI R Bear CBBC May 2017 H	200,000,000	2017/02/13	2017/05/29	50.00
63580	J P Morgan SP BV – HSI R Bear CBBC Jul 2017 A	200,000,000	2017/02/13	2017/07/28	50.00
63582	J P Morgan SP BV – HSI R Bear CBBC Jul 2017 B	200,000,000	2017/02/13	2017/07/28	50.00
63587	J P Morgan SP BV – HSI R Bear CBBC Jul 2017 C	200,000,000	2017/02/13	2017/07/28	50.00
63550	J P Morgan SP BV – Ping An R Bull CBBC Jan 2018 A	150,000,000	2017/02/13	2018/01/19	37.50
63551	J P Morgan SP BV – Ping An R Bear CBBC Jan 2018 A	150,000,000	2017/02/13	2018/01/19	37.50
63563	J P Morgan SP BV – Tencent R Bull CBBC Nov 2017 M	40,000,000	2017/02/13	2017/11/17	10.00
63467	SG Issuer – China Life R Bull CBBC Jan 2018 A	40,000,000	2017/02/13	2018/01/30	10.00
63461	SG Issuer – China Life R Bull CBBC Feb 2018 A	40,000,000	2017/02/13	2018/02/27	10.00
63473	SG Issuer – Geely Auto R Bull CBBC Nov 2017 C	40,000,000	2017/02/13	2017/11/29	10.00
63469	SG Issuer – Geely Auto R Bull CBBC Jan 2018 A	40,000,000	2017/02/13	2018/01/30	10.00
63603	SG Issuer – HSI R Bull CBBC May 2018 A	200,000,000	2017/02/13	2018/05/30	50.00
63605	SG Issuer – HSI R Bull CBBC May 2018 B	200,000,000	2017/02/13	2018/05/30	50.00
63606	SG Issuer – HSI R Bear CBBC Aug 2017 A	200,000,000	2017/02/13	2017/08/30	50.00
63611	SG Issuer – HSI R Bear CBBC Aug 2017 B	200,000,000	2017/02/13	2017/08/30	50.00
63474	SG Issuer – Ping An R Bull CBBC May 2018 A	100,000,000	2017/02/13	2018/05/30	25.00
63504	UBS AG – HSI R Bull CBBC Nov 2017 M	200,000,000	2017/02/13	2017/11/29	50.00
63501	UBS AG – HSI R Bull CBBC Dec 2017 M	250,000,000	2017/02/13	2017/12/28	62.50
63498	UBS AG – HSI R Bear CBBC May 2017 A	200,000,000	2017/02/13	2017/05/29	50.00
63497	UBS AG – HSI R Bear CBBC May 2017 Z	200,000,000	2017/02/13	2017/05/29	50.00
63505	UBS AG – Ping An R Bull CBBC Oct 2017 C	50,000,000	2017/02/13	2017/10/23	12.50
63692	Credit Suisse AG – China Life R Bear CBBC Dec 2017 A	50,000,000	2017/02/14	2017/12/21	12.50
63691	Credit Suisse AG – Galaxy Ent R Bull CBBC Dec 2017 B	50,000,000	2017/02/14	2017/12/07	12.50
63678	Credit Suisse AG – HSI R Bull CBBC Jan 2018 C	200,000,000	2017/02/14	2018/01/30	50.00
63686	Credit Suisse AG – HSI R Bear CBBC Jul 2017 A	300,000,000	2017/02/14	2017/07/28	75.00
63690	Credit Suisse AG – Sands China R Bear CBBC Dec 2017 C	50,000,000	2017/02/14	2017/12/21	12.50
63657	Bank of East Asia – CUni R Bull CBBC Feb 2018 A	40,000,000	2017/02/14	2018/02/07	10.00
63646	Bank of East Asia – China Life R Bull CBBC Feb 2018 A	30,000,000	2017/02/14	2018/02/07	10.50
63639	Bank of East Asia – Galaxy Ent R Bull CBBC Feb 2018 A	20,000,000	2017/02/14	2018/02/07	10.00
63649	Bank of East Asia – Ping An R Bull CBBC Feb 2018 A	16,000,000	2017/02/14	2018/02/07	10.40
63652	Bank of East Asia – Ping An R Bull CBBC Feb 2018 B	16,000,000	2017/02/14	2018/02/07	10.40
63724	Goldman Sachs SP (Asia) – HSI R Bear CBBC May 2017 P	200,000,000	2017/02/14	2017/05/29	50.00
63661	HK Bank – China Life R Bear CBBC Mar 2018 A	80,000,000	2017/02/14	2018/03/05	20.00
63619	HK Bank – HSI R Bull CBBC Dec 2017 G	100,000,000	2017/02/14	2017/12/28	25.00
63615	HK Bank – Ping An R Bull CBBC Nov 2017 D	60,000,000	2017/02/14	2017/11/17	15.00
63616	HK Bank – Tencent R Bull CBBC Nov 2017 E	50,000,000	2017/02/14	2017/11/17	12.50
63720	J P Morgan SP BV – CUni R Bull CBBC Jan 2018 A	60,000,000	2017/02/14	2018/01/19	15.00
63725	J P Morgan SP BV – China Life R Bull CBBC Oct 2017 C	40,000,000	2017/02/14	2017/10/20	10.00
63722	J P Morgan SP BV – Galaxy Ent R Bull CBBC Dec 2017 F	150,000,000	2017/02/14	2017/12/15	37.50
63704	J P Morgan SP BV – HSI R Bull CBBC Oct 2017 I	200,000,000	2017/02/14	2017/10/30	50.00
63711	J P Morgan SP BV – HSI R Bear CBBC May 2017 I	200,000,000	2017/02/14	2017/05/29	50.00
63712	J P Morgan SP BV – HSI R Bear CBBC Jul 2017 D	200,000,000	2017/02/14	2017/07/28	50.00
63718	J P Morgan SP BV – Ping An R Bull CBBC Oct 2017 D	100,000,000	2017/02/14	2017/10/20	25.00
63658	SG Issuer – China Life R Bull CBBC Feb 2018 B	40,000,000	2017/02/14	2018/02/27	10.00
63700	SG Issuer – HSI R Bull CBBC May 2018 C	200,000,000	2017/02/14	2018/05/30	50.00

MAIN BOARD CALLABLE BULL/BEAR CONTRACTS

Code	Callable Bull/Bear Contracts	No. of issue (units)	Listing date	Expiry	Amount raised (HK\$mil.)
63701	SG Issuer – HSI R Bear CBBC Aug 2017 C	200,000,000	2017/02/14	2017/08/30	50.00
63638	UBS AG – HSBC R Bull CBBC Dec 2017 B	50,000,000	2017/02/14	2017/12/04	12.50
63694	UBS AG – HSI R Bull CBBC Nov 2017 R	250,000,000	2017/02/14	2017/11/29	62.50
63695	UBS AG – HSI R Bear CBBC May 2017 B	250,000,000	2017/02/14	2017/05/29	62.50
63698	UBS AG – HSI R Bear CBBC May 2017 C	250,000,000	2017/02/14	2017/05/29	62.50
63620	UBS AG – Tencent R Bull CBBC Nov 2017 E	50,000,000	2017/02/14	2017/11/27	12.50
63796	BNP Paribas Arbit Issu B.V. – HSI R Bull CBBC Dec 2017 A	250,000,000	2017/02/15	2017/12/28	62.50
63758	BNP Paribas Arbit Issu B.V. – HSI R Bear CBBC May 2017 H	250,000,000	2017/02/15	2017/05/29	62.50
63795	Credit Suisse AG – HKEX R Bull CBBC Dec 2017 C	50,000,000	2017/02/15	2017/12/07	12.50
63771	Credit Suisse AG – HSI R Bull CBBC Jan 2018 D	200,000,000	2017/02/15	2018/01/30	50.00
63772	Credit Suisse AG – HSI R Bull CBBC Jan 2018 E	200,000,000	2017/02/15	2018/01/30	50.00
63765	Credit Suisse AG – HSI R Bear CBBC May 2017 B	200,000,000	2017/02/15	2017/05/29	50.00
63760	Credit Suisse AG – HSI R Bear CBBC May 2017 Z	200,000,000	2017/02/15	2017/05/29	50.00
63768	Credit Suisse AG – SMIC R Bull CBBC Dec 2017 A	50,000,000	2017/02/15	2017/12/28	12.50
63731	Goldman Sachs SP (Asia) – HSI R Bull CBBC Nov 2017 T	200,000,000	2017/02/15	2017/11/29	50.00
63797	Goldman Sachs SP (Asia) – HSI R Bull CBBC Nov 2017 W	200,000,000	2017/02/15	2017/11/29	50.00
63801	Goldman Sachs SP (Asia) – HSI R Bear CBBC May 2017 Q	200,000,000	2017/02/15	2017/05/29	50.00
63735	HK Bank – China Life R Bull CBBC Feb 2018 A	40,000,000	2017/02/15	2018/02/12	10.00
63733	HK Bank – China Shenhua R Bull CBBC Feb 2018 B	40,000,000	2017/02/15	2018/02/12	10.00
63737	HK Bank – Geely Auto R Bull CBBC Nov 2017 C	40,000,000	2017/02/15	2017/11/17	10.00
63742	HK Bank – Galaxy Ent R Bull CBBC Jan 2018 B	80,000,000	2017/02/15	2018/01/15	20.00
63747	HK Bank – Galaxy Ent R Bear CBBC Jan 2018 C	40,000,000	2017/02/15	2018/01/15	10.00
63751	HK Bank – Sands China R Bear CBBC Jan 2018 B	40,000,000	2017/02/15	2018/01/15	10.00
63755	HK Bank – SMIC R Bull CBBC Feb 2018 B	40,000,000	2017/02/15	2018/02/12	10.00
63849	J P Morgan SP BV – BOCL R Bull CBBC Dec 2017 A	200,000,000	2017/02/15	2017/12/15	50.00
63846	J P Morgan SP BV – CC Bank R Bull CBBC Mar 2018 A	100,000,000	2017/02/15	2018/03/16	25.00
63830	J P Morgan SP BV – China Life R Bull CBBC Dec 2017 D	40,000,000	2017/02/15	2017/12/15	10.00
63833	J P Morgan SP BV – China Life R Bull CBBC Feb 2018 E	40,000,000	2017/02/15	2018/02/15	12.00
63845	J P Morgan SP BV – HKEX R Bull CBBC Dec 2017 J	40,000,000	2017/02/15	2017/12/15	10.00
63837	J P Morgan SP BV – HKEX R Bull CBBC Jan 2018 A	40,000,000	2017/02/15	2018/01/19	10.00
63823	J P Morgan SP BV – HSI R Bull CBBC Jan 2018 W	200,000,000	2017/02/15	2018/01/30	50.00
63827	J P Morgan SP BV – HSI R Bear CBBC May 2017 J	200,000,000	2017/02/15	2017/05/29	50.00
63851	J P Morgan SP BV – HSI R Bear CBBC May 2017 N	200,000,000	2017/02/15	2017/05/29	56.00
63853	J P Morgan SP BV – HSI R Bear CBBC May 2017 O	200,000,000	2017/02/15	2017/05/29	50.00
63850	J P Morgan SP BV – HSI R Bear CBBC Jul 2017 E	200,000,000	2017/02/15	2017/07/28	50.00
63855	J P Morgan SP BV – SMIC R Bull CBBC Dec 2017 A	40,000,000	2017/02/15	2017/12/15	10.00
63756	SG Issuer – COVS R Bull CBBC Dec 2017 C	40,000,000	2017/02/15	2017/12/28	10.00
63757	SG Issuer – HKEX R Bull CBBC Jan 2018 B	100,000,000	2017/02/15	2018/01/30	25.00
63822	SG Issuer – HKEX R Bull CBBC Feb 2018 B	100,000,000	2017/02/15	2018/02/27	25.00
63811	SG Issuer – HKEX R Bull CBBC Mar 2018 A	100,000,000	2017/02/15	2018/03/28	25.00
63802	SG Issuer – HSI R Bull CBBC May 2018 D	200,000,000	2017/02/15	2018/05/30	50.00
63803	SG Issuer – HSI R Bull CBBC May 2018 E	200,000,000	2017/02/15	2018/05/30	50.00
63805	SG Issuer – HSI R Bull CBBC May 2018 F	200,000,000	2017/02/15	2018/05/30	50.00
63808	SG Issuer – HSI R Bear CBBC Jul 2017 O	200,000,000	2017/02/15	2017/07/28	50.00
63809	SG Issuer – HSI R Bear CBBC Jul 2017 P	200,000,000	2017/02/15	2017/07/28	50.00

MAIN BOARD CALLABLE BULL/BEAR CONTRACTS

Code	Callable Bull/Bear Contracts	No. of issue (units)	Listing date	Expiry	Amount raised (HK\$mil.)
63790	UBS AG – HKEX R Bull CBBC Sep 2017 E	40,000,000	2017/02/15	2017/09/18	10.00
63793	UBS AG – HKEX R Bear CBBC May 2017 A	40,000,000	2017/02/15	2017/05/29	10.00
63789	UBS AG – HSI R Bull CBBC Oct 2017 N	200,000,000	2017/02/15	2017/10/30	50.00
63786	UBS AG – HSI R Bull CBBC Nov 2017 Y	250,000,000	2017/02/15	2017/11/29	62.50
63780	UBS AG – HSI R Bear CBBC May 2017 D	250,000,000	2017/02/15	2017/05/29	62.50
63777	UBS AG – HSI R Bear CBBC May 2017 E	200,000,000	2017/02/15	2017/05/29	50.00
63778	UBS AG – HSI R Bear CBBC May 2017 F	200,000,000	2017/02/15	2017/05/29	50.00
63784	UBS AG – HSI R Bear CBBC May 2017 J	250,000,000	2017/02/15	2017/05/29	62.50
63895	BNP Paribas Arbit Issu B.V. – HSCEI R Bull CBBC Dec 2017 E	100,000,000	2017/02/16	2017/12/28	25.00
63896	BNP Paribas Arbit Issu B.V. – HSI R Bull CBBC Nov 2017 I	250,000,000	2017/02/16	2017/11/29	62.50
63857	BNP Paribas Arbit Issu B.V. – HSI R Bear CBBC May 2017 I	250,000,000	2017/02/16	2017/05/29	62.50
63942	Credit Suisse AG – CUni R Bull CBBC Nov 2017 B	50,000,000	2017/02/16	2017/11/29	12.50
63945	Credit Suisse AG – HSCEI R Bull CBBC Dec 2017 C	100,000,000	2017/02/16	2017/12/28	25.00
63936	Credit Suisse AG – HSI R Bull CBBC Jan 2018 F	200,000,000	2017/02/16	2018/01/30	50.00
63944	Credit Suisse AG – HSI R Bull CBBC Jan 2018 G	200,000,000	2017/02/16	2018/01/30	50.00
63934	Credit Suisse AG – HSI R Bear CBBC May 2017 C	200,000,000	2017/02/16	2017/05/29	50.00
63915	Bank of East Asia – CUni R Bull CBBC Feb 2018 B	40,000,000	2017/02/16	2018/02/09	10.00
63914	Bank of East Asia – HKEX R Bull CBBC Feb 2018 A	40,000,000	2017/02/16	2018/02/09	10.00
63912	Goldman Sachs SP (Asia) – HSI R Bull CBBC Nov 2017 I	200,000,000	2017/02/16	2017/11/29	50.00
63908	Goldman Sachs SP (Asia) – HSI R Bear CBBC May 2017 R	200,000,000	2017/02/16	2017/05/29	50.00
63904	HK Bank – COVS R Bull CBBC Nov 2017 C	40,000,000	2017/02/16	2017/11/17	10.00
63903	HK Bank – CNOOC R Bear CBBC Nov 2017 B	40,000,000	2017/02/16	2017/11/17	10.00
63881	HK Bank – Geely Auto R Bear CBBC Mar 2018 A	40,000,000	2017/02/16	2018/03/05	10.00
63890	HK Bank – HKEX R Bull CBBC Nov 2017 F	50,000,000	2017/02/16	2017/11/17	12.50
63885	HK Bank – HKEX R Bull CBBC Jan 2018 D	50,000,000	2017/02/16	2018/01/08	12.50
63891	HK Bank – HKEX R Bull CBBC Feb 2018 B	50,000,000	2017/02/16	2018/02/12	12.50
63887	HK Bank – HKEX R Bull CBBC Mar 2018 A	50,000,000	2017/02/16	2018/03/05	12.50
63869	HK Bank – HSCEI R Bull CBBC Dec 2017 C	60,000,000	2017/02/16	2017/12/28	15.00
63867	HK Bank – HSI R Bull CBBC Oct 2017 N	100,000,000	2017/02/16	2017/10/30	25.00
63866	HK Bank – HSI R Bull CBBC Nov 2017 O	100,000,000	2017/02/16	2017/11/29	25.00
63858	HK Bank – HSI R Bull CBBC Dec 2017 H	100,000,000	2017/02/16	2017/12/28	25.00
63877	HK Bank – Tencent R Bull CBBC Jan 2018 E	50,000,000	2017/02/16	2018/01/22	12.50
63897	HK Bank – WH Group R Bull CBBC Feb 2018 B	40,000,000	2017/02/16	2018/02/12	10.00
63951	J P Morgan SP BV – BOCL R Bull CBBC Nov 2017 A	100,000,000	2017/02/16	2017/11/17	25.00
63958	J P Morgan SP BV – COVS R Bull CBBC Dec 2017 A	40,000,000	2017/02/16	2017/12/15	10.00
63947	J P Morgan SP BV – China Life R Bull CBBC Nov 2017 D	40,000,000	2017/02/16	2017/11/17	10.00
63960	J P Morgan SP BV – CNOOC R Bull CBBC Dec 2017 A	100,000,000	2017/02/16	2017/12/15	25.00
63962	J P Morgan SP BV – HKEX R Bull CBBC Oct 2017 I	40,000,000	2017/02/16	2017/10/20	10.00
63946	J P Morgan SP BV – HKEX R Bull CBBC Nov 2017 K	40,000,000	2017/02/16	2017/11/17	10.00
63907	J P Morgan SP BV – HSI R Bear CBBC May 2017 W	200,000,000	2017/02/16	2017/05/29	50.00
63956	J P Morgan SP BV – ICBC R Bull CBBC Dec 2017 A	100,000,000	2017/02/16	2017/12/15	25.00
63950	J P Morgan SP BV – Tencent R Bull CBBC Jul 2017 I	40,000,000	2017/02/16	2017/07/21	10.00
63963	SG Issuer – HSI R Bull CBBC May 2018 G	200,000,000	2017/02/16	2018/05/30	50.00
63966	SG Issuer – HSI R Bull CBBC May 2018 H	200,000,000	2017/02/16	2018/05/30	50.00
63918	UBS AG – China Life R Bull CBBC Oct 2017 A	40,000,000	2017/02/16	2017/10/30	10.00

MAIN BOARD CALLABLE BULL/BEAR CONTRACTS

Code	Callable Bull/Bear Contracts	No. of issue (units)	Listing date	Expiry	Amount raised (HK\$mil.)
63923	UBS AG – CSOP A50 ETF R Bull CBBC Jan 2018 A	40,000,000	2017/02/16	2018/01/15	10.00
63921	UBS AG – A50 China R Bull CBBC Jan 2018 A	40,000,000	2017/02/16	2018/01/08	10.00
63925	UBS AG – HSCEI R Bull CBBC Dec 2017 B	100,000,000	2017/02/16	2017/12/28	25.00
63926	UBS AG – HSCEI R Bear CBBC May 2017 A	100,000,000	2017/02/16	2017/05/29	25.00
63927	UBS AG – HSI R Bull CBBC Sep 2017 M	250,000,000	2017/02/16	2017/09/28	62.50
63928	UBS AG – HSI R Bull CBBC Sep 2017 X	200,000,000	2017/02/16	2017/09/28	50.00
63931	UBS AG – HSI R Bull CBBC Jan 2018 D	200,000,000	2017/02/16	2018/01/30	50.00
63917	UBS AG – HSI R Bear CBBC May 2017 M	250,000,000	2017/02/16	2017/05/29	62.50
64018	BNP Paribas Arbit Issu B.V. – HSI R Bull CBBC Dec 2017 B	250,000,000	2017/02/17	2017/12/28	62.50
64019	BNP Paribas Arbit Issu B.V. – HSI R Bear CBBC May 2017 J	250,000,000	2017/02/17	2017/05/29	62.50
64020	BNP Paribas Arbit Issu B.V. – HSI R Bear CBBC May 2017 K	250,000,000	2017/02/17	2017/05/29	62.50
64025	BNP Paribas Arbit Issu B.V. – HSI R Bear CBBC May 2017 L	250,000,000	2017/02/17	2017/05/29	62.50
64028	BNP Paribas Arbit Issu B.V. – HSI R Bear CBBC May 2017 M	250,000,000	2017/02/17	2017/05/29	62.50
64049	Credit Suisse AG – HKEX R Bull CBBC Dec 2017 D	50,000,000	2017/02/17	2017/12/15	12.50
64050	Credit Suisse AG – HSBC R Bull CBBC Dec 2017 F	50,000,000	2017/02/17	2017/12/07	12.50
64042	Credit Suisse AG – HSI R Bull CBBC Dec 2017 E	200,000,000	2017/02/17	2017/12/28	50.00
64043	Credit Suisse AG – HSI R Bull CBBC Jan 2018 H	200,000,000	2017/02/17	2018/01/30	50.00
64039	Credit Suisse AG – HSI R Bear CBBC May 2017 D	200,000,000	2017/02/17	2017/05/29	50.00
64047	Credit Suisse AG – Sands China R Bull CBBC Nov 2017 D	50,000,000	2017/02/17	2017/11/24	12.50
64036	Goldman Sachs SP (Asia) – HSI R Bull CBBC Nov 2017 A	200,000,000	2017/02/17	2017/11/29	50.80
64030	Goldman Sachs SP (Asia) – HSI R Bull CBBC Nov 2017 R	200,000,000	2017/02/17	2017/11/29	50.20
63969	Goldman Sachs SP (Asia) – HSI R Bear CBBC May 2017 S	200,000,000	2017/02/17	2017/05/29	50.00
63983	HK Bank – BOCL R Bull CBBC Nov 2017 A	50,000,000	2017/02/17	2017/11/17	12.50
63988	HK Bank – BOCL R Bear CBBC Mar 2018 A	40,000,000	2017/02/17	2018/03/05	10.00
63990	HK Bank – CC Bank R Bull CBBC Feb 2018 B	50,000,000	2017/02/17	2018/02/12	12.50
63971	HK Bank – HS H-SH ETF R Bull CBBC Feb 2018 A	50,000,000	2017/02/17	2018/02/12	12.50
63972	HK Bank – HS H-SH ETF R Bear CBBC Mar 2018 A	40,000,000	2017/02/17	2018/03/05	10.00
63977	HK Bank – HSCEI R Bull CBBC Nov 2017 D	60,000,000	2017/02/17	2017/11/29	15.00
63980	HK Bank – HSCEI R Bear CBBC Dec 2017 B	50,000,000	2017/02/17	2017/12/28	12.50
63975	HK Bank – HSI R Bull CBBC Nov 2017 P	100,000,000	2017/02/17	2017/11/29	25.00
63974	HK Bank – HSI R Bear CBBC Dec 2017 D	100,000,000	2017/02/17	2017/12/28	25.00
63992	HK Bank – Ping An R Bear CBBC Mar 2018 A	40,000,000	2017/02/17	2018/03/05	10.00
64000	Haitong Int'l Sec – BOC HK R Bull CBBC Dec 2017 A	80,000,000	2017/02/17	2017/12/22	20.00
63994	Haitong Int'l Sec – Galaxy Ent R Bull CBBC Nov 2017 C	80,000,000	2017/02/17	2017/11/15	20.00
63998	Haitong Int'l Sec – HKEX R Bull CBBC Nov 2017 A	40,000,000	2017/02/17	2017/11/06	10.00
64001	Haitong Int'l Sec – HSBC R Bull CBBC Dec 2017 A	40,000,000	2017/02/17	2017/12/21	10.00
63999	Haitong Int'l Sec – ICBC R Bull CBBC Nov 2017 A	60,000,000	2017/02/17	2017/11/08	15.00
64096	J P Morgan SP BV – CSOP A50 ETF R Bull CBBC Mar 2018 A	80,000,000	2017/02/17	2018/03/16	20.00
64103	J P Morgan SP BV – China Shenhua R Bull CBBC Jan 2018 A	40,000,000	2017/02/17	2018/01/19	10.00
64104	J P Morgan SP BV – China Shenhua R Bull CBBC Feb 2018 A	40,000,000	2017/02/17	2018/02/15	10.00
64087	J P Morgan SP BV – HKEX R Bull CBBC Oct 2017 J	40,000,000	2017/02/17	2017/10/20	10.00
64092	J P Morgan SP BV – HKEX R Bull CBBC Feb 2018 A	40,000,000	2017/02/17	2018/02/15	10.00
64086	J P Morgan SP BV – HSBC R Bull CBBC Nov 2017 I	100,000,000	2017/02/17	2017/11/17	25.00
64081	J P Morgan SP BV – HSI R Bull CBBC Nov 2017 L	200,000,000	2017/02/17	2017/11/29	56.00
64080	J P Morgan SP BV – HSI R Bull CBBC Dec 2017 G	200,000,000	2017/02/17	2017/12/28	50.00

MAIN BOARD CALLABLE BULL/BEAR CONTRACTS

Code	Callable Bull/Bear Contracts	No. of issue (units)	Listing date	Expiry	Amount raised (HK\$mil.)
64083	J P Morgan SP BV – HSI R Bull CBBC Apr 2018 B	200,000,000	2017/02/17	2018/04/27	56.00
64074	J P Morgan SP BV – HSI R Bear CBBC May 2017 X	200,000,000	2017/02/17	2017/05/29	50.00
64076	J P Morgan SP BV – HSI R Bear CBBC Jul 2017 F	200,000,000	2017/02/17	2017/07/28	56.00
64095	J P Morgan SP BV – PetCh R Bull CBBC Nov 2017 B	100,000,000	2017/02/17	2017/11/17	25.00
64097	J P Morgan SP BV – WH Group R Bull CBBC Dec 2017 A	60,000,000	2017/02/17	2017/12/15	15.00
64070	SG Issuer – HSI R Bull CBBC May 2018 I	200,000,000	2017/02/17	2018/05/30	50.00
64068	SG Issuer – HSI R Bear CBBC Jul 2017 Q	200,000,000	2017/02/17	2017/07/28	50.00
64069	SG Issuer – HSI R Bear CBBC Jul 2017 R	200,000,000	2017/02/17	2017/07/28	50.00
64060	UBS AG – HSI R Bull CBBC Sep 2017 Y	200,000,000	2017/02/17	2017/09/28	50.00
64057	UBS AG – HSI R Bull CBBC Dec 2017 R	250,000,000	2017/02/17	2017/12/28	62.50
64054	UBS AG – HSI R Bear CBBC May 2017 N	250,000,000	2017/02/17	2017/05/29	62.50
64056	UBS AG – HSI R Bear CBBC May 2017 O	250,000,000	2017/02/17	2017/05/29	62.50
64064	UBS AG – HSI R Bear CBBC May 2017 P	200,000,000	2017/02/17	2017/05/29	50.00
64065	UBS AG – HSI R Bear CBBC May 2017 Q	250,000,000	2017/02/17	2017/05/29	62.50
64067	UBS AG – Petrochina R Bull CBBC Oct 2017 C	60,000,000	2017/02/17	2017/10/16	15.00
64066	UBS AG – Sands China R Bull CBBC Dec 2017 A	60,000,000	2017/02/17	2017/12/11	15.00
64105	BNP Paribas Arbit Issu B.V. – HSCEI R Bull CBBC Nov 2017 E	100,000,000	2017/02/20	2017/11/29	25.00
64106	BNP Paribas Arbit Issu B.V. – HSCEI R Bear CBBC May 2017 A	100,000,000	2017/02/20	2017/05/29	25.00
64107	BNP Paribas Arbit Issu B.V. – HSCEI R Bear CBBC May 2017 B	100,000,000	2017/02/20	2017/05/29	25.00
64112	BNP Paribas Arbit Issu B.V. – HSCEI R Bear CBBC May 2017 C	100,000,000	2017/02/20	2017/05/29	25.00
64241	BNP Paribas Arbit Issu B.V. – HSI R Bull CBBC Nov 2017 M	250,000,000	2017/02/20	2017/11/29	62.50
64175	Credit Suisse AG – China Life R Bull CBBC Dec 2017 A	50,000,000	2017/02/20	2017/12/29	12.50
64151	Credit Suisse AG – HSI R Bull CBBC Jan 2018 J	200,000,000	2017/02/20	2018/01/30	50.00
64176	Credit Suisse AG – HSI R Bull CBBC Jan 2018 K	200,000,000	2017/02/20	2018/01/30	50.00
64138	Credit Suisse AG – HSI R Bear CBBC May 2017 E	200,000,000	2017/02/20	2017/05/29	50.00
64152	Credit Suisse AG – HSI R Bear CBBC May 2017 F	200,000,000	2017/02/20	2017/05/29	50.00
64153	Credit Suisse AG – HSI R Bear CBBC May 2017 G	200,000,000	2017/02/20	2017/05/29	50.00
64158	Credit Suisse AG – HSI R Bear CBBC May 2017 H	200,000,000	2017/02/20	2017/05/29	50.00
64172	Credit Suisse AG – HSI R Bear CBBC Jun 2017 C	200,000,000	2017/02/20	2017/06/29	50.00
64169	Credit Suisse AG – HSI R Bear CBBC Jul 2017 B	200,000,000	2017/02/20	2017/07/28	50.00
64174	Credit Suisse AG – HSI R Bear CBBC Jul 2017 C	200,000,000	2017/02/20	2017/07/28	50.00
64221	Goldman Sachs SP (Asia) – HSI R Bull CBBC Oct 2017 L	200,000,000	2017/02/20	2017/10/30	50.00
64225	Goldman Sachs SP (Asia) – HSI R Bear CBBC Aug 2017 A	200,000,000	2017/02/20	2017/08/30	50.00
64226	Goldman Sachs SP (Asia) – HSI R Bear CBBC Aug 2017 B	200,000,000	2017/02/20	2017/08/30	50.00
64116	HK Bank – CKP R Bull CBBC Jan 2018 A	40,000,000	2017/02/20	2018/01/22	10.00
64122	HK Bank – China Life R Bear CBBC Jan 2018 A	80,000,000	2017/02/20	2018/01/15	20.00
64119	HK Bank – CSOP A50 ETF R Bull CBBC Nov 2017 A	50,000,000	2017/02/20	2017/11/17	12.50
64120	HK Bank – A50 R Bull CBBC Nov 2017 A	40,000,000	2017/02/20	2017/11/17	10.00
64114	HK Bank – Geely Auto R Bull CBBC Nov 2017 D	40,000,000	2017/02/20	2017/11/17	10.00
64113	HK Bank – HSCEI R Bear CBBC Dec 2017 C	50,000,000	2017/02/20	2017/12/28	12.50
64118	HK Bank – Ping An R Bull CBBC Nov 2017 E	60,000,000	2017/02/20	2017/11/17	15.00
64265	J P Morgan SP BV – China Life R Bull CBBC Nov 2017 E	40,000,000	2017/02/20	2017/11/17	10.00
64257	J P Morgan SP BV – Geely Auto R Bull CBBC Oct 2017 D	80,000,000	2017/02/20	2017/10/20	20.00
64268	J P Morgan SP BV – HSI R Bull CBBC Oct 2017 F	200,000,000	2017/02/20	2017/10/30	50.00
64271	J P Morgan SP BV – HSI R Bull CBBC Nov 2017 H	200,000,000	2017/02/20	2017/11/29	50.00

MAIN BOARD CALLABLE BULL/BEAR CONTRACTS

Code	Callable Bull/Bear Contracts	No. of issue (units)	Listing date	Expiry	Amount raised (HK\$mil.)
64256	J P Morgan SP BV – HSI R Bear CBBC May 2017 Y	200,000,000	2017/02/20	2017/05/29	50.00
64267	J P Morgan SP BV – Ping An R Bull CBBC Nov 2017 F	150,000,000	2017/02/20	2017/11/17	37.50
64131	SG Issuer – HS H-SH ETF R Bull CBBC Feb 2018 A	100,000,000	2017/02/20	2018/02/27	25.00
64132	SG Issuer – HS H-SH ETF R Bull CBBC Feb 2018 B	100,000,000	2017/02/20	2018/02/27	25.00
64134	SG Issuer – HS H-SH ETF R Bull CBBC Mar 2018 A	100,000,000	2017/02/20	2018/03/28	25.00
64137	SG Issuer – HS H-SH ETF R Bull CBBC Apr 2018 A	100,000,000	2017/02/20	2018/04/27	25.00
64123	SG Issuer – HS H-SH ETF R Bear CBBC Aug 2017 A	100,000,000	2017/02/20	2017/08/30	25.00
64127	SG Issuer – HS H-SH ETF R Bear CBBC Oct 2017 A	100,000,000	2017/02/20	2017/10/30	25.00
64235	SG Issuer – HSI R Bull CBBC May 2018 J	200,000,000	2017/02/20	2018/05/30	50.00
64238	SG Issuer – HSI R Bull CBBC May 2018 K	200,000,000	2017/02/20	2018/05/30	50.00
64230	SG Issuer – HSI R Bear CBBC Jun 2017 A	200,000,000	2017/02/20	2017/06/29	50.00
64231	SG Issuer – HSI R Bear CBBC Jun 2017 B	200,000,000	2017/02/20	2017/06/29	50.00
64232	SG Issuer – HSI R Bear CBBC Jun 2017 C	200,000,000	2017/02/20	2017/06/29	50.00
64233	SG Issuer – HSI R Bear CBBC Jun 2017 D	200,000,000	2017/02/20	2017/06/29	50.00
64218	UBS AG – China Life R Bull CBBC Jul 2018 A	100,000,000	2017/02/20	2018/07/16	25.00
64204	UBS AG – Geely Auto R Bull CBBC Aug 2017 A	40,000,000	2017/02/20	2017/08/21	10.00
64206	UBS AG – Geely Auto R Bull CBBC Sep 2017 A	40,000,000	2017/02/20	2017/09/11	10.00
64199	UBS AG – HKEX R Bull CBBC Sep 2017 F	40,000,000	2017/02/20	2017/09/11	10.00
64203	UBS AG – HKEX R Bull CBBC Sep 2017 G	40,000,000	2017/02/20	2017/09/25	10.00
64248	UBS AG – HSCEI R Bull CBBC Aug 2017 A	100,000,000	2017/02/20	2017/08/30	25.00
64254	UBS AG – HSCEI R Bull CBBC Sep 2017 G	100,000,000	2017/02/20	2017/09/28	25.00
64255	UBS AG – HSCEI R Bear CBBC May 2017 B	100,000,000	2017/02/20	2017/05/29	25.00
64215	UBS AG – HSI R Bull CBBC Dec 2017 T	250,000,000	2017/02/20	2017/12/28	62.50
64217	UBS AG – HSI R Bull CBBC Dec 2017 W	250,000,000	2017/02/20	2017/12/28	62.50
64186	UBS AG – HSI R Bear CBBC May 2017 R	200,000,000	2017/02/20	2017/05/29	50.00
64187	UBS AG – HSI R Bear CBBC May 2017 S	250,000,000	2017/02/20	2017/05/29	62.50
64196	UBS AG – HSI R Bear CBBC May 2017 T	250,000,000	2017/02/20	2017/05/29	62.50
64198	UBS AG – HSI R Bear CBBC May 2017 U	200,000,000	2017/02/20	2017/05/29	50.00
64358	Credit Suisse AG – Geely Auto R Bear CBBC Dec 2017 C	50,000,000	2017/02/21	2017/12/22	12.50
64363	Credit Suisse AG – Galaxy Ent R Bull CBBC Dec 2017 C	50,000,000	2017/02/21	2017/12/14	12.50
64359	Credit Suisse AG – Galaxy Ent R Bear CBBC Sep 2017 A	50,000,000	2017/02/21	2017/09/01	12.50
64355	Credit Suisse AG – HKEX R Bear CBBC Nov 2017 A	50,000,000	2017/02/21	2017/11/24	13.50
64365	Credit Suisse AG – HSCEI R Bear CBBC May 2017 B	100,000,000	2017/02/21	2017/05/29	25.00
64354	Credit Suisse AG – HSI R Bull CBBC Jan 2018 L	200,000,000	2017/02/21	2018/01/30	50.00
64366	Credit Suisse AG – HSI R Bear CBBC May 2017 I	200,000,000	2017/02/21	2017/05/29	50.00
64299	Bank of East Asia – AIA R Bull CBBC Feb 2018 A	15,000,000	2017/02/21	2018/02/20	10.20
64300	Bank of East Asia – China Life R Bull CBBC Feb 2018 B	30,000,000	2017/02/21	2018/02/20	10.50
64298	Bank of East Asia – China Shenhua R Bull CBBC Feb 2018 A	40,000,000	2017/02/21	2018/02/20	10.00
64304	Bank of East Asia – Galaxy Ent R Bull CBBC Feb 2018 B	20,000,000	2017/02/21	2018/02/20	10.00
64294	Bank of East Asia – Tencent R Bull CBBC Feb 2018 A	40,000,000	2017/02/21	2018/02/20	10.00
64350	Goldman Sachs SP (Asia) – HSI R Bull CBBC Jan 2018 Y	200,000,000	2017/02/21	2018/01/30	50.00
64353	Goldman Sachs SP (Asia) – HSI R Bear CBBC May 2017 T	200,000,000	2017/02/21	2017/05/29	50.00
64293	HK Bank – China Shenhua R Bull CBBC Nov 2017 A	40,000,000	2017/02/21	2017/11/17	10.00
64277	HK Bank – China Shenhua R Bear CBBC Mar 2018 A	40,000,000	2017/02/21	2018/03/05	10.00
64289	HK Bank – Geely Auto R Bear CBBC Mar 2018 B	40,000,000	2017/02/21	2018/03/05	10.00

MAIN BOARD CALLABLE BULL/BEAR CONTRACTS

Code	Callable Bull/Bear Contracts	No. of issue (units)	Listing date	Expiry	Amount raised (HK\$mil.)
64292	HK Bank – HSI R Bull CBBC Dec 2017 I	100,000,000	2017/02/21	2017/12/28	25.00
64290	HK Bank – HSI R Bear CBBC Dec 2017 E	100,000,000	2017/02/21	2017/12/28	25.00
64286	HK Bank – Tencent R Bull CBBC Mar 2018 A	40,000,000	2017/02/21	2018/03/05	10.00
64337	J P Morgan SP BV – CC Bank R Bull CBBC Dec 2017 A	100,000,000	2017/02/21	2017/12/15	25.00
64339	J P Morgan SP BV – Geely Auto R Bull CBBC Dec 2017 E	60,000,000	2017/02/21	2017/12/15	15.00
64326	J P Morgan SP BV – Galaxy Ent R Bull CBBC Nov 2017 E	150,000,000	2017/02/21	2017/11/17	37.50
64343	J P Morgan SP BV – HSCEI R Bull CBBC Dec 2017 D	100,000,000	2017/02/21	2017/12/28	25.00
64345	J P Morgan SP BV – HSI R Bull CBBC Jan 2018 T	200,000,000	2017/02/21	2018/01/30	50.00
64349	J P Morgan SP BV – HSI R Bear CBBC May 2017 K	200,000,000	2017/02/21	2017/05/29	50.00
64331	J P Morgan SP BV – Sands China R Bull CBBC Dec 2017 B	150,000,000	2017/02/21	2017/12/15	37.50
64306	SG Issuer – CP&CC R Bull CBBC Feb 2018 A	40,000,000	2017/02/21	2018/02/27	10.00
64305	SG Issuer – CP&CC R Bear CBBC Jul 2017 A	40,000,000	2017/02/21	2017/07/28	10.00
64307	SG Issuer – CShen R Bull CBBC Dec 2017 A	40,000,000	2017/02/21	2017/12/28	10.00
64308	SG Issuer – CShen R Bull CBBC Jul 2018 A	40,000,000	2017/02/21	2018/07/30	10.00
64313	SG Issuer – HKEX R Bull CBBC Dec 2017 D	100,000,000	2017/02/21	2017/12/28	25.00
64318	SG Issuer – HKEX R Bull CBBC May 2018 A	100,000,000	2017/02/21	2018/05/30	25.00
64371	SG Issuer – HSI R Bull CBBC Apr 2018 K	200,000,000	2017/02/21	2018/04/27	50.00
64370	SG Issuer – HSI R Bear CBBC Jun 2017 E	200,000,000	2017/02/21	2017/06/29	50.00
64325	UBS AG – HS H-SH ETF R Bull CBBC Feb 2018 A	40,000,000	2017/02/21	2018/02/05	10.00
64319	UBS AG – HSI R Bull CBBC Nov 2017 P	200,000,000	2017/02/21	2017/11/29	50.00
64321	UBS AG – HSI R Bear CBBC May 2017 G	200,000,000	2017/02/21	2017/05/29	50.00
64320	UBS AG – HSI R Bear CBBC May 2017 V	250,000,000	2017/02/21	2017/05/29	62.50
64322	UBS AG – HSI R Bear CBBC May 2017 W	250,000,000	2017/02/21	2017/05/29	62.50
64323	UBS AG – HSI R Bear CBBC Jun 2017 B	250,000,000	2017/02/21	2017/06/29	62.50
64387	BNP Paribas Arbit Issu B.V. – HSCEI R Bull CBBC Dec 2017 F	100,000,000	2017/02/22	2017/12/28	25.00
64374	BNP Paribas Arbit Issu B.V. – HSI R Bear CBBC May 2017 N	250,000,000	2017/02/22	2017/05/29	62.50
64378	BNP Paribas Arbit Issu B.V. – HSI R Bear CBBC May 2017 O	250,000,000	2017/02/22	2017/05/29	62.50
64618	Credit Suisse AG – BOCL R Bull CBBC Nov 2017 A	70,000,000	2017/02/22	2017/11/30	17.50
64612	Credit Suisse AG – BOCL R Bull CBBC Dec 2017 A	70,000,000	2017/02/22	2017/12/22	17.50
64629	Credit Suisse AG – China Mobile R Bull CBBC Dec 2017 B	50,000,000	2017/02/22	2017/12/19	12.50
64636	Credit Suisse AG – China Mobile R Bull CBBC Dec 2017 C	50,000,000	2017/02/22	2017/12/22	12.50
64607	Credit Suisse AG – CCB R Bull CBBC Dec 2017 A	70,000,000	2017/02/22	2017/12/29	17.50
64611	Credit Suisse AG – CCB R Bull CBBC Dec 2017 B	70,000,000	2017/02/22	2017/12/06	17.50
64628	Credit Suisse AG – HKEX R Bull CBBC Nov 2017 E	50,000,000	2017/02/22	2017/11/30	12.50
64651	Credit Suisse AG – HSCEI R Bear CBBC Jul 2017 A	100,000,000	2017/02/22	2017/07/28	25.00
64639	Credit Suisse AG – HSI R Bull CBBC Jan 2018 M	200,000,000	2017/02/22	2018/01/30	50.00
64640	Credit Suisse AG – HSI R Bull CBBC Jan 2018 N	200,000,000	2017/02/22	2018/01/30	50.00
64648	Credit Suisse AG – HSI R Bull CBBC Jan 2018 O	300,000,000	2017/02/22	2018/01/30	75.00
64601	Credit Suisse AG – HSI R Bear CBBC May 2017 L	200,000,000	2017/02/22	2017/05/29	50.00
64603	Credit Suisse AG – HSI R Bear CBBC May 2017 M	200,000,000	2017/02/22	2017/05/29	50.00
64652	Credit Suisse AG – HSI R Bear CBBC May 2017 N	200,000,000	2017/02/22	2017/05/29	50.00
64655	Credit Suisse AG – HSI R Bear CBBC May 2017 O	200,000,000	2017/02/22	2017/05/29	50.00
64658	Credit Suisse AG – HSI R Bear CBBC May 2017 P	200,000,000	2017/02/22	2017/05/29	50.00
64659	Credit Suisse AG – HSI R Bear CBBC Jul 2017 D	200,000,000	2017/02/22	2017/07/28	50.00
64664	Credit Suisse AG – HSI R Bear CBBC Jul 2017 E	200,000,000	2017/02/22	2017/07/28	50.00

MAIN BOARD CALLABLE BULL/BEAR CONTRACTS

Code	Callable Bull/Bear Contracts	No. of issue (units)	Listing date	Expiry	Amount raised (HK\$mil.)
64665	Credit Suisse AG – HSI R Bear CBBC Jul 2017 F	200,000,000	2017/02/22	2017/07/28	50.00
64621	Credit Suisse AG – ICBC R Bull CBBC Dec 2017 A	50,000,000	2017/02/22	2017/12/07	12.50
64623	Credit Suisse AG – ICBC R Bull CBBC Dec 2017 B	50,000,000	2017/02/22	2017/12/28	12.50
64626	Credit Suisse AG – Tencent R Bull CBBC Dec 2017 A	50,000,000	2017/02/22	2017/12/29	12.50
64477	Goldman Sachs SP (Asia) – HSI R Bull CBBC Jan 2018 Z	200,000,000	2017/02/22	2018/01/30	50.00
64385	Goldman Sachs SP (Asia) – HSI R Bear CBBC May 2017 U	200,000,000	2017/02/22	2017/05/29	50.00
64386	Goldman Sachs SP (Asia) – HSI R Bear CBBC May 2017 V	200,000,000	2017/02/22	2017/05/29	50.00
64471	HK Bank – Galaxy Ent R Bull CBBC Nov 2017 F	80,000,000	2017/02/22	2017/11/17	20.00
64460	HK Bank – Galaxy Ent R Bull CBBC Jan 2018 C	80,000,000	2017/02/22	2018/01/15	20.00
64454	HK Bank – HKEX R Bull CBBC Nov 2017 G	50,000,000	2017/02/22	2017/11/17	12.50
64451	HK Bank – HSCEI R Bull CBBC Oct 2017 F	60,000,000	2017/02/22	2017/10/30	15.00
64452	HK Bank – HSCEI R Bear CBBC Dec 2017 D	50,000,000	2017/02/22	2017/12/28	12.50
64400	HK Bank – HSI R Bull CBBC Oct 2017 O	100,000,000	2017/02/22	2017/10/30	25.00
64394	HK Bank – HSI R Bull CBBC Nov 2017 Q	100,000,000	2017/02/22	2017/11/29	25.00
64475	HK Bank – HSI R Bull CBBC Dec 2017 J	150,000,000	2017/02/22	2017/12/28	37.50
64461	HK Bank – Tencent R Bull CBBC Nov 2017 F	40,000,000	2017/02/22	2017/11/17	10.00
64457	HK Bank – Tencent R Bull CBBC Jan 2018 F	50,000,000	2017/02/22	2018/01/15	12.50
64561	J P Morgan SP BV – BOCL R Bull CBBC Jan 2018 A	100,000,000	2017/02/22	2018/01/19	25.00
64562	J P Morgan SP BV – CC Bank R Bull CBBC Jan 2018 A	100,000,000	2017/02/22	2018/01/19	25.00
64585	J P Morgan SP BV – CKH R Bull CBBC Nov 2017 A	100,000,000	2017/02/22	2017/11/17	25.00
64582	J P Morgan SP BV – China Shenhua R Bull CBBC Dec 2017 A	40,000,000	2017/02/22	2017/12/15	10.00
64559	J P Morgan SP BV – A50 China R Bull CBBC Jan 2018 B	80,000,000	2017/02/22	2018/01/19	20.00
64574	J P Morgan SP BV – Geely Auto R Bear CBBC Sep 2017 A	40,000,000	2017/02/22	2017/09/15	10.00
64581	J P Morgan SP BV – Geely Auto R Bear CBBC Nov 2017 A	40,000,000	2017/02/22	2017/11/17	10.00
64573	J P Morgan SP BV – Geely Auto R Bear CBBC Aug 2018 A	40,000,000	2017/02/22	2018/08/17	10.00
64583	J P Morgan SP BV – HKEX R Bull CBBC Dec 2017 K	40,000,000	2017/02/22	2017/12/15	10.00
64556	J P Morgan SP BV – HS H-SH ETF R Bull CBBC Jan 2018 A	80,000,000	2017/02/22	2018/01/19	20.00
64558	J P Morgan SP BV – HS H-SH ETF R Bull CBBC Jul 2018 A	80,000,000	2017/02/22	2018/07/20	20.00
64586	J P Morgan SP BV – HSI R Bull CBBC Oct 2017 Z	200,000,000	2017/02/22	2017/10/30	50.00
64587	J P Morgan SP BV – HSI R Bull CBBC Nov 2017 R	200,000,000	2017/02/22	2017/11/29	50.00
64555	J P Morgan SP BV – HSI R Bull CBBC Jan 2018 L	200,000,000	2017/02/22	2018/01/30	50.00
64554	J P Morgan SP BV – HSI R Bear CBBC May 2017 A	200,000,000	2017/02/22	2017/05/29	50.00
64592	J P Morgan SP BV – HSI R Bear CBBC May 2017 C	200,000,000	2017/02/22	2017/05/29	50.00
64598	J P Morgan SP BV – HSI R Bear CBBC May 2017 D	200,000,000	2017/02/22	2017/05/29	50.00
64600	J P Morgan SP BV – HSI R Bear CBBC May 2017 E	200,000,000	2017/02/22	2017/05/29	50.00
64599	J P Morgan SP BV – HSI R Bear CBBC May 2017 P	200,000,000	2017/02/22	2017/05/29	50.00
64552	J P Morgan SP BV – HSI R Bear CBBC May 2017 Z	200,000,000	2017/02/22	2017/05/29	50.00
64560	J P Morgan SP BV – ICBC R Bull CBBC Jan 2018 A	100,000,000	2017/02/22	2018/01/19	25.00
64584	J P Morgan SP BV – Tencent R Bull CBBC Aug 2017 F	40,000,000	2017/02/22	2017/08/18	10.00
64489	SG Issuer – COVS R Bull CBBC Nov 2017 A	40,000,000	2017/02/22	2017/11/29	10.00
64478	SG Issuer – CCB R Bull CBBC Nov 2017 A	40,000,000	2017/02/22	2017/11/29	10.00
64479	SG Issuer – CCB R Bull CBBC Dec 2017 B	40,000,000	2017/02/22	2017/12/28	10.00
64486	SG Issuer – China Life R Bull CBBC Nov 2017 B	40,000,000	2017/02/22	2017/11/29	10.00
64484	SG Issuer – China Life R Bear CBBC Sep 2017 B	40,000,000	2017/02/22	2017/09/28	10.80
64488	SG Issuer – China Life R Bear CBBC Nov 2017 A	100,000,000	2017/02/22	2017/11/29	25.00

MAIN BOARD CALLABLE BULL/BEAR CONTRACTS

Code	Callable Bull/Bear Contracts	No. of issue (units)	Listing date	Expiry	Amount raised (HK\$mil.)
64491	SG Issuer – CNOOC R Bear CBBC Sep 2017 A	40,000,000	2017/02/22	2017/09/28	10.00
64496	SG Issuer – Galaxy R Bull CBBC Jan 2018 A	100,000,000	2017/02/22	2018/01/30	25.00
64500	SG Issuer – Galaxy R Bull CBBC Jan 2018 B	100,000,000	2017/02/22	2018/01/30	25.00
64495	SG Issuer – Galaxy R Bear CBBC Sep 2017 C	100,000,000	2017/02/22	2017/09/28	25.00
64505	SG Issuer – HSBC R Bear CBBC Aug 2017 D	100,000,000	2017/02/22	2017/08/30	25.00
64547	SG Issuer – HSI R Bull CBBC Apr 2018 L	200,000,000	2017/02/22	2018/04/27	50.00
64548	SG Issuer – HSI R Bull CBBC Apr 2018 S	200,000,000	2017/02/22	2018/04/27	50.00
64550	SG Issuer – HSI R Bull CBBC Apr 2018 T	200,000,000	2017/02/22	2018/04/27	50.00
64531	SG Issuer – HSI R Bear CBBC Jun 2017 F	200,000,000	2017/02/22	2017/06/29	50.00
64533	SG Issuer – HSI R Bear CBBC Jun 2017 G	200,000,000	2017/02/22	2017/06/29	50.00
64536	SG Issuer – HSI R Bear CBBC Jun 2017 H	200,000,000	2017/02/22	2017/06/29	50.00
64537	SG Issuer – HSI R Bear CBBC Jun 2017 I	200,000,000	2017/02/22	2017/06/29	50.00
64539	SG Issuer – HSI R Bear CBBC Jun 2017 J	200,000,000	2017/02/22	2017/06/29	50.00
64545	SG Issuer – HSI R Bear CBBC Jun 2017 K	200,000,000	2017/02/22	2017/06/29	50.00
64510	SG Issuer – ICBC R Bull CBBC Dec 2017 C	40,000,000	2017/02/22	2017/12/28	10.00
64511	SG Issuer – Sands R Bull CBBC Jan 2018 C	100,000,000	2017/02/22	2018/01/30	25.00
64529	UBS AG – HKEX R Bull CBBC Oct 2017 C	40,000,000	2017/02/22	2017/10/23	10.00
64528	UBS AG – HKEX R Bull CBBC Nov 2017 A	40,000,000	2017/02/22	2017/11/13	10.00
64526	UBS AG – HSCEI R Bear CBBC Jun 2017 A	100,000,000	2017/02/22	2017/06/29	25.00
64522	UBS AG – HSI R Bull CBBC Dec 2017 P	250,000,000	2017/02/22	2017/12/28	62.50
64523	UBS AG – HSI R Bull CBBC Jan 2018 E	250,000,000	2017/02/22	2018/01/30	62.50
64524	UBS AG – HSI R Bull CBBC Jan 2018 F	200,000,000	2017/02/22	2018/01/30	50.00
64516	UBS AG – HSI R Bear CBBC May 2017 I	200,000,000	2017/02/22	2017/05/29	50.00
64514	UBS AG – HSI R Bear CBBC May 2017 X	200,000,000	2017/02/22	2017/05/29	50.00
64515	UBS AG – HSI R Bear CBBC May 2017 Y	250,000,000	2017/02/22	2017/05/29	62.50
64518	UBS AG – HSI R Bear CBBC May 2017 Z	250,000,000	2017/02/22	2017/05/29	62.50
64513	UBS AG – HSI R Bear CBBC Jun 2017 C	300,000,000	2017/02/22	2017/06/29	75.00
64519	UBS AG – HSI R Bear CBBC Jun 2017 D	250,000,000	2017/02/22	2017/06/29	62.50
64520	UBS AG – HSI R Bear CBBC Jun 2017 E	250,000,000	2017/02/22	2017/06/29	62.50
64521	UBS AG – HSI R Bear CBBC Jul 2017 A	250,000,000	2017/02/22	2017/07/28	77.50
64530	UBS AG – Tencent R Bull CBBC Jul 2017 A	50,000,000	2017/02/22	2017/07/10	12.50
64668	BNP Paribas Arbit Issu B.V. – HSI R Bull CBBC Nov 2017 L	250,000,000	2017/02/23	2017/11/29	62.50
64855	BNP Paribas Arbit Issu B.V. – HSI R Bull CBBC Nov 2017 N	250,000,000	2017/02/23	2017/11/29	62.50
64673	BNP Paribas Arbit Issu B.V. – HSI R Bull CBBC Dec 2017 F	250,000,000	2017/02/23	2017/12/28	62.50
64707	BNP Paribas Arbit Issu B.V. – HSI R Bull CBBC Dec 2017 I	250,000,000	2017/02/23	2017/12/28	62.50
64666	BNP Paribas Arbit Issu B.V. – HSI R Bear CBBC May 2017 P	250,000,000	2017/02/23	2017/05/29	62.50
64802	Credit Suisse AG – CCB R Bull CBBC Jan 2018 A	70,000,000	2017/02/23	2018/01/17	17.50
64779	Credit Suisse AG – China Shenhua R Bull CBBC Nov 2017 A	50,000,000	2017/02/23	2017/11/30	12.50
64778	Credit Suisse AG – China Shenhua R Bull CBBC Dec 2017 B	50,000,000	2017/02/23	2017/12/08	12.50
64798	Credit Suisse AG – HKEX R Bear CBBC Nov 2017 B	50,000,000	2017/02/23	2017/11/30	20.00
64796	Credit Suisse AG – HSBC R Bear CBBC Dec 2017 A	50,000,000	2017/02/23	2017/12/13	12.50
64803	Credit Suisse AG – HSCEI R Bear CBBC Sep 2017 A	100,000,000	2017/02/23	2017/09/28	25.00
64775	Credit Suisse AG – HSI R Bull CBBC Jan 2018 P	200,000,000	2017/02/23	2018/01/30	50.00
64777	Credit Suisse AG – HSI R Bull CBBC Jan 2018 Q	200,000,000	2017/02/23	2018/01/30	50.00
64804	Credit Suisse AG – HSI R Bull CBBC Jan 2018 R	200,000,000	2017/02/23	2018/01/30	50.00

MAIN BOARD CALLABLE BULL/BEAR CONTRACTS

Code	Callable Bull/Bear Contracts	No. of issue (units)	Listing date	Expiry	Amount raised (HK\$mil.)
64772	Credit Suisse AG – HSI R Bear CBBC May 2017 Q	200,000,000	2017/02/23	2017/05/29	50.00
64773	Credit Suisse AG – HSI R Bear CBBC May 2017 T	200,000,000	2017/02/23	2017/05/29	50.00
64782	Credit Suisse AG – Tencent R Bull CBBC Dec 2017 B	50,000,000	2017/02/23	2017/12/13	12.50
64785	Credit Suisse AG – Tencent R Bull CBBC Dec 2017 C	50,000,000	2017/02/23	2017/12/06	12.50
64786	Credit Suisse AG – Tencent R Bear CBBC Nov 2017 A	50,000,000	2017/02/23	2017/11/15	12.50
64791	Credit Suisse AG – Tencent R Bear CBBC Nov 2017 B	50,000,000	2017/02/23	2017/11/23	20.00
64739	Bank of East Asia – CC Bank R Bull CBBC Feb 2018 A	40,000,000	2017/02/23	2018/02/22	10.00
64744	Bank of East Asia – CNOOC R Bull CBBC Feb 2018 A	40,000,000	2017/02/23	2018/02/22	10.00
64743	Bank of East Asia – Geely Auto R Bull CBBC Feb 2018 A	40,000,000	2017/02/23	2018/02/22	10.00
64735	Bank of East Asia – HKEX R Bull CBBC Feb 2018 B	40,000,000	2017/02/23	2018/02/22	10.00
64738	Bank of East Asia – Tencent R Bull CBBC Feb 2018 B	40,000,000	2017/02/23	2018/02/22	10.00
64838	Goldman Sachs SP (Asia) – HSI R Bull CBBC Jan 2018 A	200,000,000	2017/02/23	2018/01/30	50.00
64841	Goldman Sachs SP (Asia) – HSI R Bull CBBC Jan 2018 B	200,000,000	2017/02/23	2018/01/30	50.00
64745	Goldman Sachs SP (Asia) – HSI R Bear CBBC May 2017 W	200,000,000	2017/02/23	2017/05/29	50.00
64746	Goldman Sachs SP (Asia) – HSI R Bear CBBC May 2017 X	200,000,000	2017/02/23	2017/05/29	50.00
64722	HK Bank – BOCL R Bull CBBC Jan 2018 A	50,000,000	2017/02/23	2018/01/22	12.50
64721	HK Bank – BOCL R Bull CBBC Mar 2018 A	50,000,000	2017/02/23	2018/03/05	12.50
64712	HK Bank – CC Bank R Bull CBBC Jan 2018 A	50,000,000	2017/02/23	2018/01/22	12.50
64733	HK Bank – CC Bank R Bull CBBC Mar 2018 A	50,000,000	2017/02/23	2018/03/05	12.50
64718	HK Bank – CC Bank R Bear CBBC Mar 2018 A	40,000,000	2017/02/23	2018/03/05	10.00
64729	HK Bank – HKEX R Bull CBBC Jan 2018 E	50,000,000	2017/02/23	2018/01/22	12.50
64724	HK Bank – ICBC R Bull CBBC Jan 2018 B	50,000,000	2017/02/23	2018/01/22	12.50
64725	HK Bank – ICBC R Bear CBBC Mar 2018 A	40,000,000	2017/02/23	2018/03/05	10.00
64731	HK Bank – Tencent R Bull CBBC Jan 2018 G	50,000,000	2017/02/23	2018/01/22	12.50
64727	HK Bank – Tencent R Bull CBBC Mar 2018 B	50,000,000	2017/02/23	2018/03/05	12.50
64678	Haitong Int'l Sec – HSI R Bull CBBC Jan 2018 A	150,000,000	2017/02/23	2018/01/30	37.95
64680	Haitong Int'l Sec – HSI R Bull CBBC Jan 2018 B	150,000,000	2017/02/23	2018/01/30	37.80
64692	Haitong Int'l Sec – HSI R Bear CBBC May 2017 A	150,000,000	2017/02/23	2017/05/29	37.65
64693	Haitong Int'l Sec – HSI R Bear CBBC May 2017 B	150,000,000	2017/02/23	2017/05/29	37.50
64836	J P Morgan SP BV – BOCL R Bull CBBC Feb 2018 A	100,000,000	2017/02/23	2018/02/15	25.00
64835	J P Morgan SP BV – HKEX R Bull CBBC Oct 2017 K	40,000,000	2017/02/23	2017/10/20	10.00
64842	J P Morgan SP BV – HSCEI R Bull CBBC Apr 2018 A	100,000,000	2017/02/23	2018/04/27	25.00
64843	J P Morgan SP BV – HSCEI R Bear CBBC May 2017 C	100,000,000	2017/02/23	2017/05/29	25.00
64847	J P Morgan SP BV – HSI R Bull CBBC Jan 2018 M	200,000,000	2017/02/23	2018/01/30	50.00
64844	J P Morgan SP BV – HSI R Bull CBBC Feb 2018 O	200,000,000	2017/02/23	2018/02/27	50.00
64851	J P Morgan SP BV – HSI R Bear CBBC May 2017 B	200,000,000	2017/02/23	2017/05/29	50.00
64822	J P Morgan SP BV – HSI R Bear CBBC May 2017 H	200,000,000	2017/02/23	2017/05/29	50.00
64849	J P Morgan SP BV – HSI R Bear CBBC May 2017 I	200,000,000	2017/02/23	2017/05/29	50.00
64852	J P Morgan SP BV – HSI R Bear CBBC May 2017 J	200,000,000	2017/02/23	2017/05/29	50.00
64853	J P Morgan SP BV – HSI R Bear CBBC May 2017 L	200,000,000	2017/02/23	2017/05/29	50.00
64854	J P Morgan SP BV – HSI R Bear CBBC Jul 2017 G	200,000,000	2017/02/23	2017/07/28	54.00
64825	J P Morgan SP BV – Tencent R Bull CBBC Nov 2017 N	40,000,000	2017/02/23	2017/11/17	10.00
64827	J P Morgan SP BV – Tencent R Bull CBBC Dec 2017 M	40,000,000	2017/02/23	2017/12/15	10.00
64834	J P Morgan SP BV – Tencent R Bear CBBC Nov 2017 J	40,000,000	2017/02/23	2017/11/17	12.00
64817	SG Issuer – HSI R Bull CBBC Apr 2018 U	200,000,000	2017/02/23	2018/04/27	50.00

MAIN BOARD CALLABLE BULL/BEAR CONTRACTS

Code	Callable Bull/Bear Contracts	No. of issue (units)	Listing date	Expiry	Amount raised (HK\$mil.)
64819	SG Issuer – HSI R Bull CBBC Apr 2018 V	200,000,000	2017/02/23	2018/04/27	50.00
64821	SG Issuer – HSI R Bull CBBC Apr 2018 X	200,000,000	2017/02/23	2018/04/27	50.00
64747	SG Issuer – HSI R Bear CBBC Jun 2017 L	200,000,000	2017/02/23	2017/06/29	50.00
64748	SG Issuer – HSI R Bear CBBC Jun 2017 M	200,000,000	2017/02/23	2017/06/29	50.00
64750	SG Issuer – HSI R Bear CBBC Jun 2017 N	200,000,000	2017/02/23	2017/06/29	50.00
64753	SG Issuer – HSI R Bear CBBC Jun 2017 O	200,000,000	2017/02/23	2017/06/29	50.00
64754	SG Issuer – HSI R Bear CBBC Jun 2017 P	200,000,000	2017/02/23	2017/06/29	50.00
64805	SG Issuer – HSI R Bear CBBC Jun 2017 Q	200,000,000	2017/02/23	2017/06/29	50.00
64807	SG Issuer – HSI R Bear CBBC Jun 2017 R	200,000,000	2017/02/23	2017/06/29	50.00
64808	SG Issuer – HSI R Bear CBBC Jun 2017 S	200,000,000	2017/02/23	2017/06/29	50.00
64809	SG Issuer – HSI R Bear CBBC Jun 2017 T	200,000,000	2017/02/23	2017/06/29	50.00
64767	UBS AG – HKEX R Bull CBBC Oct 2017 D	50,000,000	2017/02/23	2017/10/30	12.50
64769	UBS AG – HKEX R Bull CBBC Nov 2017 B	50,000,000	2017/02/23	2017/11/27	12.50
64757	UBS AG – HSI R Bull CBBC Sep 2017 O	200,000,000	2017/02/23	2017/09/28	50.00
64764	UBS AG – HSI R Bull CBBC Sep 2017 R	200,000,000	2017/02/23	2017/09/28	50.00
64765	UBS AG – HSI R Bull CBBC Jan 2018 H	250,000,000	2017/02/23	2018/01/30	62.50
64758	UBS AG – HSI R Bear CBBC May 2017 B	200,000,000	2017/02/23	2017/05/29	50.00
64759	UBS AG – HSI R Bear CBBC May 2017 E	200,000,000	2017/02/23	2017/05/29	50.00
64760	UBS AG – HSI R Bear CBBC May 2017 F	250,000,000	2017/02/23	2017/05/29	62.50
64761	UBS AG – HSI R Bear CBBC Jun 2017 F	250,000,000	2017/02/23	2017/06/29	62.50
64762	UBS AG – HSI R Bear CBBC Jul 2017 B	250,000,000	2017/02/23	2017/07/28	62.50
64892	Credit Suisse AG – AIA R Bull CBBC Nov 2017 C	50,000,000	2017/02/24	2017/11/29	12.50
64895	Credit Suisse AG – AIA R Bull CBBC Nov 2017 D	50,000,000	2017/02/24	2017/11/15	12.50
64897	Credit Suisse AG – HSCEI R Bull CBBC Dec 2017 D	100,000,000	2017/02/24	2017/12/28	25.00
64890	Credit Suisse AG – HSI R Bull CBBC Jan 2018 S	200,000,000	2017/02/24	2018/01/30	50.00
64891	Credit Suisse AG – HSI R Bull CBBC Jan 2018 T	200,000,000	2017/02/24	2018/01/30	50.00
64896	Credit Suisse AG – HSI R Bear CBBC May 2017 U	200,000,000	2017/02/24	2017/05/29	50.00
64898	Goldman Sachs SP (Asia) – HSI R Bull CBBC Jan 2018 C	200,000,000	2017/02/24	2018/01/30	50.00
64903	Goldman Sachs SP (Asia) – HSI R Bear CBBC May 2017 A	200,000,000	2017/02/24	2017/05/29	50.00
64904	Goldman Sachs SP (Asia) – HSI R Bear CBBC May 2017 B	200,000,000	2017/02/24	2017/05/29	50.00
64899	Goldman Sachs SP (Asia) – HSI R Bear CBBC May 2017 Y	200,000,000	2017/02/24	2017/05/29	50.00
64902	Goldman Sachs SP (Asia) – HSI R Bear CBBC May 2017 Z	200,000,000	2017/02/24	2017/05/29	50.00
64922	J P Morgan SP BV – AIA R Bull CBBC Dec 2017 B	100,000,000	2017/02/24	2017/12/15	25.00
64926	J P Morgan SP BV – HSI R Bull CBBC Oct 2017 Q	200,000,000	2017/02/24	2017/10/30	50.00
64919	J P Morgan SP BV – HSI R Bull CBBC Nov 2017 I	200,000,000	2017/02/24	2017/11/29	50.00
64925	J P Morgan SP BV – HSI R Bear CBBC May 2017 M	200,000,000	2017/02/24	2017/05/29	50.00
64920	J P Morgan SP BV – Tencent R Bull CBBC Oct 2017 K	40,000,000	2017/02/24	2017/10/20	10.00
64910	SG Issuer – AIA R Bull CBBC Dec 2017 A	100,000,000	2017/02/24	2017/12/28	25.00
64914	SG Issuer – Geely Auto R Bull CBBC Nov 2017 D	40,000,000	2017/02/24	2017/11/29	10.00
64915	SG Issuer – Geely Auto R Bull CBBC Dec 2017 A	40,000,000	2017/02/24	2017/12/28	10.00
64912	SG Issuer – Geely Auto R Bear CBBC Aug 2017 B	40,000,000	2017/02/24	2017/08/30	10.00
64913	SG Issuer – Geely Auto R Bear CBBC Sep 2017 A	40,000,000	2017/02/24	2017/09/28	10.00
64908	SG Issuer – HSI R Bull CBBC Apr 2018 Y	200,000,000	2017/02/24	2018/04/27	50.00
64906	SG Issuer – HSI R Bear CBBC Jun 2017 U	200,000,000	2017/02/24	2017/06/29	50.00
64917	SG Issuer – Sands R Bear CBBC Feb 2018 C	100,000,000	2017/02/24	2018/02/27	25.00

MAIN BOARD CALLABLE BULL/BEAR CONTRACTS

Code	Callable Bull/Bear Contracts	No. of issue (units)	Listing date	Expiry	Amount raised (HK\$mil.)
64873	UBS AG – CC Bank R Bull CBBC Oct 2017 A	40,000,000	2017/02/24	2017/10/23	10.00
64859	UBS AG – HSBC R Bull CBBC Dec 2017 C	50,000,000	2017/02/24	2017/12/04	12.50
64875	UBS AG – HSCEI R Bull CBBC Nov 2017 E	100,000,000	2017/02/24	2017/11/29	25.00
64876	UBS AG – HSCEI R Bear CBBC May 2017 C	100,000,000	2017/02/24	2017/05/29	25.00
64857	UBS AG – HSI R Bull CBBC Sep 2017 Z	250,000,000	2017/02/24	2017/09/28	62.50
64856	UBS AG – HSI R Bull CBBC Jan 2018 I	200,000,000	2017/02/24	2018/01/30	50.00
64858	UBS AG – HSI R Bull CBBC Jan 2018 J	250,000,000	2017/02/24	2018/01/30	62.50
64878	UBS AG – HSI R Bear CBBC May 2017 A	250,000,000	2017/02/24	2017/05/29	62.50
64885	UBS AG – HSI R Bear CBBC May 2017 D	250,000,000	2017/02/24	2017/05/29	62.50
64877	UBS AG – HSI R Bear CBBC May 2017 H	200,000,000	2017/02/24	2017/05/29	50.00
64882	UBS AG – HSI R Bear CBBC Jun 2017 G	250,000,000	2017/02/24	2017/06/29	62.50
64872	UBS AG – Tencent R Bull CBBC Sep 2017 D	50,000,000	2017/02/24	2017/09/25	12.50
64869	UBS AG – Tencent R Bull CBBC Oct 2017 C	50,000,000	2017/02/24	2017/10/30	12.50
64929	BNP Paribas Arbit Issu B.V. – HSI R Bear CBBC May 2017 Q	250,000,000	2017/02/27	2017/05/29	62.50
64942	Credit Suisse AG – HSBC R Bull CBBC Mar 2018 A	50,000,000	2017/02/27	2018/03/23	12.50
64941	Credit Suisse AG – HSI R Bull CBBC Jan 2018 U	200,000,000	2017/02/27	2018/01/30	50.00
64940	Credit Suisse AG – HSI R Bear CBBC May 2017 V	200,000,000	2017/02/27	2017/05/29	50.00
64951	Goldman Sachs SP (Asia) – HSI R Bull CBBC Jan 2018 D	200,000,000	2017/02/27	2018/01/30	50.00
64927	Goldman Sachs SP (Asia) – HSI R Bear CBBC May 2017 C	200,000,000	2017/02/27	2017/05/29	50.00
64948	Goldman Sachs SP (Asia) – HSI R Bear CBBC May 2017 D	200,000,000	2017/02/27	2017/05/29	50.00
64936	HK Bank – AIA R Bull CBBC Oct 2017 A	60,000,000	2017/02/27	2017/10/17	15.00
64934	HK Bank – AIA R Bear CBBC Mar 2018 A	40,000,000	2017/02/27	2018/03/05	10.00
64937	HK Bank – CUni R Bear CBBC Mar 2018 A	40,000,000	2017/02/27	2018/03/05	10.00
64933	HK Bank – HKEX R Bear CBBC Mar 2018 A	40,000,000	2017/02/27	2018/03/05	10.00
64938	HK Bank – HS H-SH ETF R Bull CBBC Mar 2018 A	50,000,000	2017/02/27	2018/03/05	12.50
64939	HK Bank – HS H-SH ETF R Bear CBBC Apr 2018 A	40,000,000	2017/02/27	2018/04/16	10.00
64930	HK Bank – Tencent R Bull CBBC Oct 2017 G	50,000,000	2017/02/27	2017/10/17	12.50
64981	J P Morgan SP BV – AIA R Bull CBBC Oct 2017 C	120,000,000	2017/02/27	2017/10/20	30.00
64977	J P Morgan SP BV – HSBC R Bull CBBC Jan 2018 D	100,000,000	2017/02/27	2018/01/19	25.00
64978	J P Morgan SP BV – HSBC R Bear CBBC Sep 2017 B	100,000,000	2017/02/27	2017/09/15	25.00
64965	J P Morgan SP BV – HSI R Bull CBBC Oct 2017 B	200,000,000	2017/02/27	2017/10/30	50.00
64966	J P Morgan SP BV – HSI R Bull CBBC Oct 2017 E	200,000,000	2017/02/27	2017/10/30	50.00
64964	J P Morgan SP BV – HSI R Bear CBBC May 2017 Q	200,000,000	2017/02/27	2017/05/29	50.00
64967	J P Morgan SP BV – HSI R Bear CBBC May 2017 W	200,000,000	2017/02/27	2017/05/29	50.00
64972	J P Morgan SP BV – HSI R Bear CBBC May 2017 X	200,000,000	2017/02/27	2017/05/29	50.00
64974	J P Morgan SP BV – HSI R Bear CBBC May 2017 Y	200,000,000	2017/02/27	2017/05/29	50.00
64979	J P Morgan SP BV – Tencent R Bull CBBC Dec 2017 N	40,000,000	2017/02/27	2017/12/15	10.00
64963	SG Issuer – HSI R Bull CBBC May 2018 L	200,000,000	2017/02/27	2018/05/30	50.00
64953	SG Issuer – HSI R Bear CBBC Jun 2017 V	200,000,000	2017/02/27	2017/06/29	50.00
64956	SG Issuer – HSI R Bear CBBC Jun 2017 W	200,000,000	2017/02/27	2017/06/29	50.00
64959	SG Issuer – HSI R Bear CBBC Jun 2017 X	200,000,000	2017/02/27	2017/06/29	50.00
64961	SG Issuer – HSI R Bear CBBC Jun 2017 Y	200,000,000	2017/02/27	2017/06/29	50.00
64962	SG Issuer – HSI R Bear CBBC Jul 2017 S	200,000,000	2017/02/27	2017/07/28	50.00
64946	UBS AG – HSBC R Bear CBBC Jun 2017 A	40,000,000	2017/02/27	2017/06/12	10.00
64945	UBS AG – HSI R Bull CBBC Dec 2017 D	250,000,000	2017/02/27	2017/12/28	62.50

MAIN BOARD CALLABLE BULL/BEAR CONTRACTS

Code	Callable Bull/Bear Contracts	No. of issue (units)	Listing date	Expiry	Amount raised (HK\$mil.)
64944	UBS AG – HSI R Bear CBBC May 2017 M	200,000,000	2017/02/27	2017/05/29	50.00
64943	UBS AG – HSI R Bear CBBC Jun 2017 H	300,000,000	2017/02/27	2017/06/29	75.00
65005	BNP Paribas Arbit Issu B.V. – HSI R Bear CBBC May 2017 R	250,000,000	2017/02/28	2017/05/29	62.50
64995	Credit Suisse AG – Geely Auto R Bull CBBC Dec 2017 D	40,000,000	2017/02/28	2017/12/14	10.00
64994	Credit Suisse AG – HSI R Bull CBBC Jan 2018 V	200,000,000	2017/02/28	2018/01/30	50.00
64996	Credit Suisse AG – HSI R Bear CBBC May 2017 W	200,000,000	2017/02/28	2017/05/29	50.00
64998	Credit Suisse AG – HSI R Bear CBBC Jul 2017 G	300,000,000	2017/02/28	2017/07/28	75.00
65001	Goldman Sachs SP (Asia) – HSI R Bull CBBC Jan 2018 E	200,000,000	2017/02/28	2018/01/30	50.00
65000	Goldman Sachs SP (Asia) – HSI R Bear CBBC May 2017 E	200,000,000	2017/02/28	2017/05/29	50.00
65020	J P Morgan SP BV – HSBC R Bear CBBC Sep 2017 C	100,000,000	2017/02/28	2017/09/15	25.00
65021	J P Morgan SP BV – HSBC R Bear CBBC Oct 2017 B	100,000,000	2017/02/28	2017/10/20	25.00
65018	J P Morgan SP BV – HSI R Bull CBBC Oct 2017 R	200,000,000	2017/02/28	2017/10/30	50.00
65019	J P Morgan SP BV – HSI R Bull CBBC Jan 2018 N	200,000,000	2017/02/28	2018/01/30	50.00
65006	J P Morgan SP BV – HSI R Bear CBBC May 2017 K	200,000,000	2017/02/28	2017/05/29	50.00
65025	J P Morgan SP BV – Tencent R Bear CBBC Nov 2017 K	40,000,000	2017/02/28	2017/11/17	10.00
64982	SG Issuer – Geely Auto R Bear CBBC Aug 2017 C	40,000,000	2017/02/28	2017/08/30	10.00
65062	SG Issuer – HSI R Bull CBBC Jul 2018 A	200,000,000	2017/02/28	2018/07/30	50.00
65064	SG Issuer – HSI R Bull CBBC Aug 2018 A	200,000,000	2017/02/28	2018/08/30	50.00
65048	SG Issuer – HSI R Bear CBBC Jul 2017 T	200,000,000	2017/02/28	2017/07/28	50.00
65049	SG Issuer – HSI R Bear CBBC Jul 2017 U	200,000,000	2017/02/28	2017/07/28	50.00
65054	SG Issuer – HSI R Bear CBBC Jul 2017 V	200,000,000	2017/02/28	2017/07/28	50.00
65055	SG Issuer – HSI R Bear CBBC Jul 2017 W	200,000,000	2017/02/28	2017/07/28	50.00
65056	SG Issuer – HSI R Bear CBBC Jul 2017 X	200,000,000	2017/02/28	2017/07/28	58.00
65057	SG Issuer – HSI R Bear CBBC Aug 2017 D	200,000,000	2017/02/28	2017/08/30	50.00
65058	SG Issuer – HSI R Bear CBBC Aug 2017 E	200,000,000	2017/02/28	2017/08/30	50.00
65060	SG Issuer – HSI R Bear CBBC Aug 2017 F	200,000,000	2017/02/28	2017/08/30	50.00
65061	SG Issuer – HSI R Bear CBBC Aug 2017 G	200,000,000	2017/02/28	2017/08/30	50.00
64985	SG Issuer – Ping An R Bull CBBC Nov 2017 E	100,000,000	2017/02/28	2017/11/29	25.00
64989	SG Issuer – Tencent R Bull CBBC Nov 2017 F	100,000,000	2017/02/28	2017/11/29	25.00
64991	SG Issuer – Tencent R Bull CBBC Nov 2017 G	100,000,000	2017/02/28	2017/11/29	25.00
64992	SG Issuer – Tencent R Bull CBBC Dec 2017 B	100,000,000	2017/02/28	2017/12/28	25.00
65027	UBS AG – HSCEI R Bear CBBC Jun 2017 B	100,000,000	2017/02/28	2017/06/29	25.00
65031	UBS AG – HSI R Bull CBBC Jan 2018 K	250,000,000	2017/02/28	2018/01/30	62.50
65043	UBS AG – HSI R Bear CBBC May 2017 N	250,000,000	2017/02/28	2017/05/29	62.50
65047	UBS AG – HSI R Bear CBBC May 2017 O	250,000,000	2017/02/28	2017/05/29	62.50
65122	Credit Suisse AG – HSBC R Bear CBBC Sep 2017 B	50,000,000	2017/03/01	2017/09/28	12.50
65114	Credit Suisse AG – HSI R Bull CBBC Jan 2018 W	200,000,000	2017/03/01	2018/01/30	50.00
65119	Credit Suisse AG – HSI R Bull CBBC Jan 2018 X	200,000,000	2017/03/01	2018/01/30	50.00
65125	Credit Suisse AG – HSI R Bull CBBC Jan 2018 Y	200,000,000	2017/03/01	2018/01/30	50.00
65117	Credit Suisse AG – HSI R Bear CBBC Jun 2017 D	200,000,000	2017/03/01	2017/06/29	50.00
65118	Credit Suisse AG – HSI R Bear CBBC Jun 2017 E	200,000,000	2017/03/01	2017/06/29	50.00
65073	Bank of East Asia – China Mobile R Bull CBBC Dec 2017 D	40,000,000	2017/03/01	2017/12/22	10.00
65074	Bank of East Asia – COVS R Bull CBBC Dec 2017 C	25,000,000	2017/03/01	2017/12/22	10.00
65076	Bank of East Asia – Sands China R Bull CBBC Dec 2017 A	15,000,000	2017/03/01	2017/12/22	10.20
65077	Goldman Sachs SP (Asia) – HSI R Bull CBBC Jan 2018 G	200,000,000	2017/03/01	2018/01/30	50.00

MAIN BOARD CALLABLE BULL/BEAR CONTRACTS

Code	Callable Bull/Bear Contracts	No. of issue (units)	Listing date	Expiry	Amount raised (HK\$mil.)
65084	Goldman Sachs SP (Asia) – HSI R Bull CBBC Jan 2018 H	200,000,000	2017/03/01	2018/01/30	50.00
65071	HK Bank – Sands China R Bear CBBC Dec 2017 C	40,000,000	2017/03/01	2017/12/08	10.00
65065	HK Bank – SHK Ppt R Bull CBBC Jan 2018 D	40,000,000	2017/03/01	2018/01/22	10.00
65068	HK Bank – SHK Ppt R Bear CBBC Jan 2018 A	40,000,000	2017/03/01	2018/01/22	10.00
65112	J P Morgan SP BV – COVS R Bull CBBC Dec 2017 B	40,000,000	2017/03/01	2017/12/15	10.00
65102	J P Morgan SP BV – HSI R Bull CBBC Feb 2018 P	200,000,000	2017/03/01	2018/02/27	50.00
65098	J P Morgan SP BV – HSI R Bear CBBC Jul 2017 H	200,000,000	2017/03/01	2017/07/28	50.00
65109	J P Morgan SP BV – HSI R Bear CBBC Jul 2017 I	200,000,000	2017/03/01	2017/07/28	54.00
65110	J P Morgan SP BV – HSI R Bear CBBC Jul 2017 J	200,000,000	2017/03/01	2017/07/28	50.00
65113	J P Morgan SP BV – Tencent R Bull CBBC Oct 2017 L	40,000,000	2017/03/01	2017/10/20	10.00
65086	SG Issuer – CSA50 R Bull CBBC Nov 2017 A	40,000,000	2017/03/01	2017/11/29	10.00
65075	SG Issuer – A50 R Bull CBBC Nov 2017 B	40,000,000	2017/03/01	2017/11/29	10.00
65093	SG Issuer – HSI R Bull CBBC Jul 2018 B	200,000,000	2017/03/01	2018/07/30	50.00
65097	SG Issuer – HSI R Bull CBBC Aug 2018 B	200,000,000	2017/03/01	2018/08/30	50.00
65087	SG Issuer – HSI R Bear CBBC Jul 2017 Y	200,000,000	2017/03/01	2017/07/28	50.00
65088	SG Issuer – HSI R Bear CBBC Jul 2017 Z	200,000,000	2017/03/01	2017/07/28	50.00
65090	SG Issuer – HSI R Bear CBBC Aug 2017 H	200,000,000	2017/03/01	2017/08/30	50.00
65091	SG Issuer – HSI R Bear CBBC Aug 2017 I	200,000,000	2017/03/01	2017/08/30	50.00
65136	UBS AG – HSBC R Bull CBBC Dec 2017 D	50,000,000	2017/03/01	2017/12/11	12.50
65137	UBS AG – HSI R Bull CBBC Nov 2017 L	200,000,000	2017/03/01	2017/11/29	50.00
65135	UBS AG – HSI R Bull CBBC Dec 2017 E	250,000,000	2017/03/01	2017/12/28	62.50
65126	UBS AG – HSI R Bear CBBC Jun 2017 I	250,000,000	2017/03/01	2017/06/29	62.50
65132	UBS AG – HSI R Bear CBBC Jun 2017 J	250,000,000	2017/03/01	2017/06/29	62.50
65134	UBS AG – HSI R Bear CBBC Jun 2017 K	250,000,000	2017/03/01	2017/06/29	62.50
65138	BNP Paribas Arbit Issu B.V. – HSI R Bull CBBC Nov 2017 O	250,000,000	2017/03/02	2017/11/29	62.50
65141	BNP Paribas Arbit Issu B.V. – HSI R Bull CBBC Dec 2017 E	250,000,000	2017/03/02	2017/12/28	62.50
65143	BNP Paribas Arbit Issu B.V. – HSI R Bear CBBC Feb 2018 A	250,000,000	2017/03/02	2018/02/27	62.50
65144	BNP Paribas Arbit Issu B.V. – HSI R Bear CBBC Feb 2018 B	250,000,000	2017/03/02	2018/02/27	62.50
65148	BNP Paribas Arbit Issu B.V. – HSI R Bear CBBC Feb 2018 C	250,000,000	2017/03/02	2018/02/27	62.50
65151	BNP Paribas Arbit Issu B.V. – HSI R Bear CBBC Feb 2018 D	250,000,000	2017/03/02	2018/02/27	62.50
65156	BNP Paribas Arbit Issu B.V. – HSI R Bear CBBC Feb 2018 E	250,000,000	2017/03/02	2018/02/27	62.50
65157	BNP Paribas Arbit Issu B.V. – HSI R Bear CBBC Feb 2018 F	250,000,000	2017/03/02	2018/02/27	62.50
65158	BNP Paribas Arbit Issu B.V. – HSI R Bear CBBC Feb 2018 G	250,000,000	2017/03/02	2018/02/27	62.50
65159	BNP Paribas Arbit Issu B.V. – HSI R Bear CBBC Feb 2018 H	250,000,000	2017/03/02	2018/02/27	62.50
65165	Credit Suisse AG – HSI R Bull CBBC Jan 2018 Z	200,000,000	2017/03/02	2018/01/30	50.00
65167	Credit Suisse AG – HSI R Bear CBBC Jun 2017 F	200,000,000	2017/03/02	2017/06/29	50.00
65161	Goldman Sachs SP (Asia) – HSI R Bull CBBC Jan 2018 I	200,000,000	2017/03/02	2018/01/30	50.00
65160	Goldman Sachs SP (Asia) – HSI R Bear CBBC Jun 2017 A	200,000,000	2017/03/02	2017/06/29	50.00
65176	J P Morgan SP BV – China Mobile R Bull CBBC Jan 2018 A	100,000,000	2017/03/02	2018/01/19	25.00
65168	J P Morgan SP BV – Galaxy Ent R Bull CBBC Nov 2017 F	150,000,000	2017/03/02	2017/11/17	37.50
65171	J P Morgan SP BV – HSI R Bull CBBC Feb 2018 Q	200,000,000	2017/03/02	2018/02/27	50.00
65173	J P Morgan SP BV – HSI R Bear CBBC Jul 2017 K	200,000,000	2017/03/02	2017/07/28	54.00
65175	J P Morgan SP BV – HSI R Bear CBBC Jul 2017 L	200,000,000	2017/03/02	2017/07/28	50.00
65180	SG Issuer – HSI R Bull CBBC Jul 2018 C	200,000,000	2017/03/02	2018/07/30	50.00
65178	SG Issuer – HSI R Bear CBBC Jul 2017 B	200,000,000	2017/03/02	2017/07/28	50.00

MAIN BOARD CALLABLE BULL/BEAR CONTRACTS

Code	Callable Bull/Bear Contracts	No. of issue (units)	Listing date	Expiry	Amount raised (HK\$mil.)
65163	UBS AG – HSI R Bull CBBC Jan 2018 L	250,000,000	2017/03/02	2018/01/30	62.50
65164	UBS AG – HSI R Bear CBBC Jun 2017 L	200,000,000	2017/03/02	2017/06/29	50.00
65181	BNP Paribas Arbit Issu B.V. – HSI R Bull CBBC May 2018 A	250,000,000	2017/03/03	2018/05/30	62.50
65200	Credit Suisse AG – HSI R Bull CBBC Jan 2018 I	200,000,000	2017/03/03	2018/01/30	50.00
65202	Credit Suisse AG – HSI R Bear CBBC Jun 2017 G	200,000,000	2017/03/03	2017/06/29	50.00
65198	Goldman Sachs SP (Asia) – HSI R Bull CBBC Jan 2018 F	200,000,000	2017/03/03	2018/01/30	50.00
65191	Goldman Sachs SP (Asia) – HSI R Bear CBBC Jun 2017 B	200,000,000	2017/03/03	2017/06/29	50.00
65199	Goldman Sachs SP (Asia) – HSI R Bear CBBC Jun 2017 C	200,000,000	2017/03/03	2017/06/29	50.00
65205	Goldman Sachs SP (Asia) – HSI R Bear CBBC Jun 2017 D	200,000,000	2017/03/03	2017/06/29	50.00
65185	HK Bank – China Mobile R Bear CBBC Jan 2018 A	40,000,000	2017/03/03	2018/01/15	10.00
65186	HK Bank – China Mobile R Bear CBBC Mar 2018 A	40,000,000	2017/03/03	2018/03/19	10.00
65189	HK Bank – HSI R Bear CBBC Oct 2017 H	100,000,000	2017/03/03	2017/10/30	25.00
65190	HK Bank – HSI R Bear CBBC Nov 2017 G	100,000,000	2017/03/03	2017/11/29	25.00
65187	HK Bank – SMIC R Bull CBBC Mar 2018 A	40,000,000	2017/03/03	2018/03/19	10.00
65183	HK Bank – Tencent R Bear CBBC Oct 2017 C	40,000,000	2017/03/03	2017/10/17	10.00
65222	J P Morgan SP BV – CUni R Bull CBBC Nov 2017 B	60,000,000	2017/03/03	2017/11/17	15.00
65225	J P Morgan SP BV – Galaxy Ent R Bull CBBC Jan 2018 B	150,000,000	2017/03/03	2018/01/19	37.50
65211	J P Morgan SP BV – HSI R Bull CBBC Feb 2018 R	200,000,000	2017/03/03	2018/02/27	50.00
65214	J P Morgan SP BV – HSI R Bear CBBC Jul 2017 M	200,000,000	2017/03/03	2017/07/28	50.00
65217	J P Morgan SP BV – HSI R Bear CBBC Jul 2017 N	200,000,000	2017/03/03	2017/07/28	50.00
65233	SG Issuer – HSI R Bull CBBC Apr 2018 X	200,000,000	2017/03/03	2018/04/27	50.00
65232	SG Issuer – HSI R Bear CBBC Jul 2017 C	200,000,000	2017/03/03	2017/07/28	50.00
65226	UBS AG – HSI R Bull CBBC Jan 2018 M	200,000,000	2017/03/03	2018/01/30	50.00
65231	UBS AG – HSI R Bear CBBC Jun 2017 M	200,000,000	2017/03/03	2017/06/29	50.00
65234	BNP Paribas Arbit Issu B.V. – HSI R Bull CBBC May 2018 B	250,000,000	2017/03/06	2018/05/30	62.50
65238	BNP Paribas Arbit Issu B.V. – HSI R Bear CBBC Feb 2018 I	250,000,000	2017/03/06	2018/02/27	62.50
65292	Credit Suisse AG – HSI R Bull CBBC Jan 2018 M	200,000,000	2017/03/06	2018/01/30	50.00
65286	Credit Suisse AG – HSI R Bear CBBC Jun 2017 H	200,000,000	2017/03/06	2017/06/29	50.00
65293	Credit Suisse AG – HSI R Bear CBBC Jun 2017 I	200,000,000	2017/03/06	2017/06/29	50.00
65259	Goldman Sachs SP (Asia) – HSI R Bull CBBC Feb 2018 C	200,000,000	2017/03/06	2018/02/27	50.00
65321	Goldman Sachs SP (Asia) – HSI R Bear CBBC Jun 2017 E	200,000,000	2017/03/06	2017/06/29	50.00
65324	Goldman Sachs SP (Asia) – HSI R Bear CBBC Jun 2017 F	200,000,000	2017/03/06	2017/06/29	50.00
65253	HK Bank – CNOOC R Bull CBBC Mar 2018 A	50,000,000	2017/03/06	2018/03/26	12.50
65258	HK Bank – HKEX R Bear CBBC Mar 2018 B	40,000,000	2017/03/06	2018/03/05	10.00
65254	HK Bank – HSI R Bear CBBC Nov 2017 H	100,000,000	2017/03/06	2017/11/29	25.00
65257	HK Bank – Sands China R Bull CBBC Mar 2018 C	80,000,000	2017/03/06	2018/03/26	20.00
65252	Haitong Int'l Sec – BOCL R Bull CBBC Feb 2018 A	60,000,000	2017/03/06	2018/02/28	15.48
65251	Haitong Int'l Sec – China Mobile R Bull CBBC Feb 2018 A	40,000,000	2017/03/06	2018/02/27	10.28
65241	Haitong Int'l Sec – CC Bank R Bull CBBC Feb 2018 A	60,000,000	2017/03/06	2018/02/22	15.06
65243	Haitong Int'l Sec – CKH R Bull CBBC Feb 2018 A	40,000,000	2017/03/06	2018/02/23	10.08
65250	Haitong Int'l Sec – SHK Ppt R Bull CBBC Feb 2018 A	40,000,000	2017/03/06	2018/02/26	10.20
65240	Haitong Int'l Sec – Tencent R Bull CBBC Feb 2018 A	40,000,000	2017/03/06	2018/02/21	10.04
65299	J P Morgan SP BV – CNOOC R Bull CBBC Jan 2018 A	100,000,000	2017/03/06	2018/01/19	25.00
65297	J P Morgan SP BV – HKEX R Bear CBBC Dec 2017 A	40,000,000	2017/03/06	2017/12/15	10.00
65294	J P Morgan SP BV – HSI R Bull CBBC Jan 2018 O	200,000,000	2017/03/06	2018/01/30	50.00

MAIN BOARD CALLABLE BULL/BEAR CONTRACTS

Code	Callable Bull/Bear Contracts	No. of issue (units)	Listing date	Expiry	Amount raised (HK\$mil.)
65300	J P Morgan SP BV – HSI R Bear CBBC Jul 2017 O	200,000,000	2017/03/06	2017/07/28	50.00
65319	SG Issuer – HSI R Bull CBBC Apr 2018 V	200,000,000	2017/03/06	2018/04/27	50.00
65280	SG Issuer – HSI R Bull CBBC Jul 2018 D	200,000,000	2017/03/06	2018/07/30	50.00
65281	SG Issuer – HSI R Bull CBBC Jul 2018 E	200,000,000	2017/03/06	2018/07/30	50.00
65283	SG Issuer – HSI R Bull CBBC Jul 2018 F	200,000,000	2017/03/06	2018/07/30	50.00
65320	SG Issuer – HSI R Bull CBBC Jul 2018 G	200,000,000	2017/03/06	2018/07/30	50.00
65317	SG Issuer – HSI R Bear CBBC Jul 2017 D	200,000,000	2017/03/06	2017/07/28	50.00
65318	SG Issuer – HSI R Bear CBBC Aug 2017 J	200,000,000	2017/03/06	2017/08/30	50.00
65262	SG Issuer – HSI R Bear CBBC Sep 2017 A	200,000,000	2017/03/06	2017/09/28	50.00
65265	SG Issuer – HSI R Bear CBBC Sep 2017 B	200,000,000	2017/03/06	2017/09/28	50.00
65276	SG Issuer – HSI R Bear CBBC Oct 2017 A	200,000,000	2017/03/06	2017/10/30	50.00
65301	UBS AG – HSI R Bull CBBC Oct 2017 J	200,000,000	2017/03/06	2017/10/30	50.00
65304	UBS AG – HSI R Bull CBBC Dec 2017 S	200,000,000	2017/03/06	2017/12/28	50.00
65312	UBS AG – HSI R Bull CBBC Jan 2018 N	200,000,000	2017/03/06	2018/01/30	50.00
65305	UBS AG – HSI R Bear CBBC Jun 2017 N	200,000,000	2017/03/06	2017/06/29	50.00
65306	UBS AG – HSI R Bear CBBC Jun 2017 O	200,000,000	2017/03/06	2017/06/29	50.00
65315	UBS AG – HSI R Bear CBBC Jun 2017 P	200,000,000	2017/03/06	2017/06/29	50.00
65334	BNP Paribas Arbit Issu B.V. – HSI R Bull CBBC May 2018 C	250,000,000	2017/03/07	2018/05/30	62.50
65327	BNP Paribas Arbit Issu B.V. – HSI R Bear CBBC Feb 2018 J	250,000,000	2017/03/07	2018/02/27	62.50
65403	BNP Paribas Arbit Issu B.V. – HSI R Bear CBBC Feb 2018 K	250,000,000	2017/03/07	2018/02/27	62.50
65405	BNP Paribas Arbit Issu B.V. – HSI R Bear CBBC Feb 2018 L	250,000,000	2017/03/07	2018/02/27	62.50
65348	Credit Suisse AG – HKEX R Bear CBBC Dec 2017 A	50,000,000	2017/03/07	2017/12/14	12.50
65344	Credit Suisse AG – HSI R Bull CBBC Jan 2018 R	200,000,000	2017/03/07	2018/01/30	50.00
65350	Credit Suisse AG – HSI R Bull CBBC Jan 2018 S	200,000,000	2017/03/07	2018/01/30	50.00
65351	Credit Suisse AG – HSI R Bear CBBC Jun 2017 J	200,000,000	2017/03/07	2017/06/29	50.00
65364	Credit Suisse AG – HSI R Bear CBBC Jun 2017 K	200,000,000	2017/03/07	2017/06/29	50.00
65347	Credit Suisse AG – Tencent R Bear CBBC Nov 2017 C	50,000,000	2017/03/07	2017/11/24	12.50
65335	Bank of East Asia – CKH R Bull CBBC Nov 2017 B	40,000,000	2017/03/07	2017/11/30	10.00
65340	Bank of East Asia – HKEX R Bull CBBC Nov 2017 C	40,000,000	2017/03/07	2017/11/30	10.00
65338	Bank of East Asia – Tencent R Bull CBBC Nov 2017 B	40,000,000	2017/03/07	2017/11/30	10.00
65343	Goldman Sachs SP (Asia) – HSI R Bull CBBC Feb 2018 D	200,000,000	2017/03/07	2018/02/27	50.00
65390	Goldman Sachs SP (Asia) – HSI R Bear CBBC Jun 2017 G	200,000,000	2017/03/07	2017/06/29	50.00
65330	HK Bank – CKH R Bull CBBC Mar 2018 A	40,000,000	2017/03/07	2018/03/12	10.00
65332	HK Bank – Geely Auto R Bear CBBC Mar 2018 C	40,000,000	2017/03/07	2018/03/12	10.00
65329	HK Bank – HSCEI R Bear CBBC Dec 2017 E	50,000,000	2017/03/07	2017/12/28	12.50
65328	HK Bank – HSI R Bear CBBC Dec 2017 F	100,000,000	2017/03/07	2017/12/28	25.00
65331	HK Bank – Tencent R Bear CBBC Mar 2018 A	40,000,000	2017/03/07	2018/03/12	12.00
65375	J P Morgan SP BV – HKEX R Bear CBBC Dec 2017 B	40,000,000	2017/03/07	2017/12/15	10.00
65365	J P Morgan SP BV – HSI R Bull CBBC Nov 2017 I	200,000,000	2017/03/07	2017/11/29	50.00
65377	J P Morgan SP BV – HSI R Bear CBBC Jul 2017 P	200,000,000	2017/03/07	2017/07/28	50.00
65380	J P Morgan SP BV – HSI R Bear CBBC Jul 2017 Q	200,000,000	2017/03/07	2017/07/28	50.00
65376	J P Morgan SP BV – Tencent R Bear CBBC Dec 2017 C	40,000,000	2017/03/07	2017/12/15	10.00
65398	SG Issuer – HSI R Bull CBBC Apr 2018 S	200,000,000	2017/03/07	2018/04/27	50.00
65402	SG Issuer – HSI R Bull CBBC Jul 2018 H	200,000,000	2017/03/07	2018/07/30	50.00
65391	SG Issuer – HSI R Bear CBBC Jul 2017 E	200,000,000	2017/03/07	2017/07/28	50.00

MAIN BOARD CALLABLE BULL/BEAR CONTRACTS

Code	Callable Bull/Bear Contracts	No. of issue (units)	Listing date	Expiry	Amount raised (HK\$mil.)
65392	SG Issuer – HSI R Bear CBBC Aug 2017 K	200,000,000	2017/03/07	2017/08/30	50.00
65382	UBS AG – HSI R Bull CBBC Dec 2017 P	250,000,000	2017/03/07	2017/12/28	62.50
65383	UBS AG – HSI R Bull CBBC Jan 2018 O	200,000,000	2017/03/07	2018/01/30	50.00
65385	UBS AG – HSI R Bear CBBC Jun 2017 Q	250,000,000	2017/03/07	2017/06/29	62.50
65388	UBS AG – HSI R Bear CBBC Jun 2017 R	250,000,000	2017/03/07	2017/06/29	62.50
65423	Credit Suisse AG – Galaxy Ent R Bull CBBC Dec 2017 D	50,000,000	2017/03/08	2017/12/14	12.50
65420	Credit Suisse AG – HSI R Bull CBBC Jan 2018 N	200,000,000	2017/03/08	2018/01/30	50.00
65419	Credit Suisse AG – HSI R Bear CBBC Jun 2017 L	200,000,000	2017/03/08	2017/06/29	50.00
65425	Goldman Sachs SP (Asia) – HSI R Bull CBBC Feb 2018 E	200,000,000	2017/03/08	2018/02/27	50.00
65426	Goldman Sachs SP (Asia) – HSI R Bear CBBC Jun 2017 H	200,000,000	2017/03/08	2017/06/29	50.00
65418	HK Bank – AIA R Bear CBBC Mar 2018 B	40,000,000	2017/03/08	2018/03/19	10.00
65415	HK Bank – CNOOC R Bear CBBC Mar 2018 A	40,000,000	2017/03/08	2018/03/19	10.00
65416	HK Bank – Galaxy Ent R Bull CBBC Feb 2018 A	80,000,000	2017/03/08	2018/02/12	20.00
65408	HK Bank – HKEX R Bear CBBC Mar 2018 C	40,000,000	2017/03/08	2018/03/19	10.00
65407	HK Bank – HSI R Bear CBBC Oct 2017 I	100,000,000	2017/03/08	2017/10/30	25.00
65414	HK Bank – Tencent R Bear CBBC Mar 2018 B	40,000,000	2017/03/08	2018/03/19	10.00
65435	J P Morgan SP BV – HSI R Bull CBBC Apr 2018 C	200,000,000	2017/03/08	2018/04/27	50.00
65434	J P Morgan SP BV – HSI R Bear CBBC Jul 2017 R	200,000,000	2017/03/08	2017/07/28	50.00
65433	SG Issuer – HSI R Bull CBBC Aug 2018 C	200,000,000	2017/03/08	2018/08/30	50.00
65432	SG Issuer – HSI R Bear CBBC Aug 2017 L	200,000,000	2017/03/08	2017/08/30	50.00
65428	UBS AG – HSI R Bull CBBC Jan 2018 P	250,000,000	2017/03/08	2018/01/30	62.50
65427	UBS AG – HSI R Bear CBBC Jun 2017 S	200,000,000	2017/03/08	2017/06/29	50.00
65429	UBS AG – HSI R Bear CBBC Jun 2017 T	250,000,000	2017/03/08	2017/06/29	62.50
65473	BNP Paribas Arbit Issu B.V. – HSI R Bull CBBC May 2018 D	250,000,000	2017/03/09	2018/05/30	62.50
65466	Credit Suisse AG – HSI R Bull CBBC Jan 2018 Q	200,000,000	2017/03/09	2018/01/30	50.00
65467	Credit Suisse AG – HSI R Bull CBBC Jan 2018 T	200,000,000	2017/03/09	2018/01/30	50.00
65468	Credit Suisse AG – HSI R Bear CBBC Jun 2017 M	200,000,000	2017/03/09	2017/06/29	50.00
65470	Credit Suisse AG – HSI R Bear CBBC Aug 2017 E	300,000,000	2017/03/09	2017/08/30	75.00
65478	Bank of East Asia – AIA R Bull CBBC Nov 2017 C	40,000,000	2017/03/09	2017/11/27	10.00
65475	Bank of East Asia – Galaxy Ent R Bull CBBC Nov 2017 A	18,000,000	2017/03/09	2017/11/27	10.08
65471	Goldman Sachs SP (Asia) – HSI R Bull CBBC Jan 2018 J	200,000,000	2017/03/09	2018/01/30	50.00
65472	Goldman Sachs SP (Asia) – HSI R Bear CBBC Jun 2017 I	200,000,000	2017/03/09	2017/06/29	50.00
65459	HK Bank – Galaxy Ent R Bull CBBC Mar 2018 A	80,000,000	2017/03/09	2018/03/12	20.00
65457	HK Bank – HKEX R Bull CBBC Mar 2018 B	50,000,000	2017/03/09	2018/03/12	12.50
65450	HK Bank – HSI R Bull CBBC Oct 2017 P	100,000,000	2017/03/09	2017/10/30	25.00
65460	HK Bank – Sands China R Bull CBBC Mar 2018 D	80,000,000	2017/03/09	2018/03/12	20.00
65453	HK Bank – Tencent R Bull CBBC Mar 2018 C	50,000,000	2017/03/09	2018/03/19	12.50
65456	HK Bank – Tencent R Bull CBBC Mar 2018 D	50,000,000	2017/03/09	2018/03/12	12.50
65490	J P Morgan SP BV – Galaxy Ent R Bull CBBC Dec 2017 G	150,000,000	2017/03/09	2017/12/15	37.50
65491	J P Morgan SP BV – HSBC R Bull CBBC Dec 2017 F	100,000,000	2017/03/09	2017/12/15	25.00
65483	J P Morgan SP BV – HSI R Bull CBBC Feb 2018 S	200,000,000	2017/03/09	2018/02/27	50.00
65481	J P Morgan SP BV – HSI R Bear CBBC Jul 2017 S	200,000,000	2017/03/09	2017/07/28	50.00
65463	SG Issuer – Galaxy R Bull CBBC Dec 2017 A	100,000,000	2017/03/09	2017/12/28	25.00
65461	SG Issuer – Galaxy R Bear CBBC Sep 2017 D	100,000,000	2017/03/09	2017/09/28	25.00
65464	SG Issuer – HKEX R Bear CBBC Aug 2017 D	100,000,000	2017/03/09	2017/08/30	25.00

MAIN BOARD CALLABLE BULL/BEAR CONTRACTS

Code	Callable Bull/Bear Contracts	No. of issue (units)	Listing date	Expiry	Amount raised (HK\$mil.)
65503	SG Issuer – HSI R Bull CBBC May 2018 M	200,000,000	2017/03/09	2018/05/30	50.00
65444	SG Issuer – HSI R Bull CBBC Aug 2018 D	200,000,000	2017/03/09	2018/08/30	50.00
65446	SG Issuer – HSI R Bull CBBC Oct 2018 A	200,000,000	2017/03/09	2018/10/30	50.00
65449	SG Issuer – HSI R Bull CBBC Oct 2018 B	200,000,000	2017/03/09	2018/10/30	50.00
65500	SG Issuer – HSI R Bear CBBC Jul 2017 F	200,000,000	2017/03/09	2017/07/28	50.00
65502	SG Issuer – HSI R Bear CBBC Aug 2017 M	200,000,000	2017/03/09	2017/08/30	50.00
65436	SG Issuer – HSI R Bear CBBC Oct 2017 B	200,000,000	2017/03/09	2017/10/30	50.00
65438	SG Issuer – HSI R Bear CBBC Oct 2017 C	200,000,000	2017/03/09	2017/10/30	50.00
65443	SG Issuer – HSI R Bear CBBC Nov 2017 A	200,000,000	2017/03/09	2017/11/29	50.00
65465	SG Issuer – Sands R Bull CBBC Mar 2018 A	100,000,000	2017/03/09	2018/03/28	25.00
65497	UBS AG – HSCEI R Bear CBBC Jun 2017 C	100,000,000	2017/03/09	2017/06/29	25.00
65495	UBS AG – HSI R Bull CBBC Sep 2017 A	250,000,000	2017/03/09	2017/09/28	62.50
65492	UBS AG – HSI R Bear CBBC Jun 2017 U	250,000,000	2017/03/09	2017/06/29	62.50
65493	UBS AG – HSI R Bear CBBC Jun 2017 V	250,000,000	2017/03/09	2017/06/29	62.50
65498	UBS AG – HSI R Bear CBBC Jun 2017 W	250,000,000	2017/03/09	2017/06/29	62.50
65508	BNP Paribas Arbit Issu B.V. – HSCEI R Bull CBBC Dec 2017 G	100,000,000	2017/03/10	2017/12/28	25.00
65505	BNP Paribas Arbit Issu B.V. – HSI R Bull CBBC May 2018 E	250,000,000	2017/03/10	2018/05/30	62.50
65529	BNP Paribas Arbit Issu B.V. – HSI R Bear CBBC Feb 2018 M	250,000,000	2017/03/10	2018/02/27	62.50
65530	BNP Paribas Arbit Issu B.V. – HSI R Bear CBBC Feb 2018 N	250,000,000	2017/03/10	2018/02/27	62.50
65546	Credit Suisse AG – BOCL R Bull CBBC Nov 2017 B	50,000,000	2017/03/10	2017/11/23	12.50
65543	Credit Suisse AG – CCB R Bull CBBC Dec 2017 C	50,000,000	2017/03/10	2017/12/28	12.50
65535	Credit Suisse AG – HSI R Bull CBBC Jan 2018 U	200,000,000	2017/03/10	2018/01/30	50.00
65537	Credit Suisse AG – HSI R Bear CBBC Jun 2017 N	200,000,000	2017/03/10	2017/06/29	50.00
65547	Credit Suisse AG – HSI R Bear CBBC Jun 2017 O	200,000,000	2017/03/10	2017/06/29	50.00
65544	Credit Suisse AG – ICBC R Bull CBBC Dec 2017 C	50,000,000	2017/03/10	2017/12/06	12.50
65518	Goldman Sachs SP (Asia) – HSI R Bull CBBC Jan 2018 K	200,000,000	2017/03/10	2018/01/30	50.00
65548	Goldman Sachs SP (Asia) – HSI R Bear CBBC Jun 2017 J	200,000,000	2017/03/10	2017/06/29	50.00
65549	Goldman Sachs SP (Asia) – HSI R Bear CBBC Jun 2017 K	200,000,000	2017/03/10	2017/06/29	50.00
65527	HK Bank – Galaxy Ent R Bear CBBC Jan 2018 D	40,000,000	2017/03/10	2018/01/08	10.00
65526	HK Bank – HSCEI R Bear CBBC Sep 2017 B	60,000,000	2017/03/10	2017/09/28	15.00
65524	HK Bank – HSI R Bear CBBC Sep 2017 F	100,000,000	2017/03/10	2017/09/28	25.00
65519	HK Bank – HSI R Bear CBBC Oct 2017 J	100,000,000	2017/03/10	2017/10/30	25.00
65528	HK Bank – Tencent R Bull CBBC Jan 2018 H	50,000,000	2017/03/10	2018/01/08	12.50
65555	J P Morgan SP BV – Sinopec Corp R Bull CBBC Jan 2018 A	100,000,000	2017/03/10	2018/01/19	25.00
65553	J P Morgan SP BV – HKEX R Bear CBBC Jan 2018 A	40,000,000	2017/03/10	2018/01/19	10.00
65550	J P Morgan SP BV – HSI R Bull CBBC Feb 2018 T	200,000,000	2017/03/10	2018/02/27	50.00
65558	J P Morgan SP BV – HSI R Bear CBBC Jul 2017 T	200,000,000	2017/03/10	2017/07/28	50.00
65559	J P Morgan SP BV – HSI R Bear CBBC Jul 2017 U	200,000,000	2017/03/10	2017/07/28	50.00
65560	J P Morgan SP BV – HSI R Bear CBBC Jul 2017 V	200,000,000	2017/03/10	2017/07/28	50.00
65556	J P Morgan SP BV – Sands China R Bull CBBC Dec 2017 C	150,000,000	2017/03/10	2017/12/15	37.50
65564	SG Issuer – HSI R Bull CBBC Jul 2018 I	200,000,000	2017/03/10	2018/07/30	50.00
65566	SG Issuer – HSI R Bull CBBC Aug 2018 E	200,000,000	2017/03/10	2018/08/30	50.00
65562	SG Issuer – HSI R Bear CBBC Jul 2017 G	200,000,000	2017/03/10	2017/07/28	50.00
65563	SG Issuer – HSI R Bear CBBC Aug 2017 N	200,000,000	2017/03/10	2017/08/30	50.00
65569	UBS AG – HSI R Bull CBBC Sep 2017 O	300,000,000	2017/03/10	2017/09/28	75.00

MAIN BOARD CALLABLE BULL/BEAR CONTRACTS

Code	Callable Bull/Bear Contracts	No. of issue (units)	Listing date	Expiry	Amount raised (HK\$mil.)
65574	UBS AG – HSI R Bull CBBC Jan 2018 Q	250,000,000	2017/03/10	2018/01/30	62.50
65582	UBS AG – HSI R Bear CBBC Jun 2017 X	250,000,000	2017/03/10	2017/06/29	62.50
65583	UBS AG – HSI R Bear CBBC Jun 2017 Y	200,000,000	2017/03/10	2017/06/29	50.00
65604	Credit Suisse AG – Geely Auto R Bear CBBC Nov 2017 C	50,000,000	2017/03/13	2017/11/16	12.50
65599	Credit Suisse AG – HSI R Bull CBBC Jan 2018 P	200,000,000	2017/03/13	2018/01/30	50.00
65602	Credit Suisse AG – HSI R Bear CBBC Jun 2017 P	200,000,000	2017/03/13	2017/06/29	50.00
65603	Credit Suisse AG – HSI R Bear CBBC Jun 2017 Q	200,000,000	2017/03/13	2017/06/29	50.00
65605	Credit Suisse AG – Tencent R Bull CBBC Dec 2017 D	50,000,000	2017/03/13	2017/12/13	12.50
65595	Goldman Sachs SP (Asia) – HSI R Bull CBBC Jan 2018 L	200,000,000	2017/03/13	2018/01/30	50.00
65598	Goldman Sachs SP (Asia) – HSI R Bear CBBC Jul 2017 I	200,000,000	2017/03/13	2017/07/28	50.00
65590	HK Bank – China Shenhua R Bull CBBC Jul 2018 A	40,000,000	2017/03/13	2018/07/31	16.00
65593	HK Bank – HSI R Bull CBBC Oct 2017 Q	100,000,000	2017/03/13	2017/10/30	25.00
65637	J P Morgan SP BV – CNOOC R Bull CBBC Feb 2018 A	80,000,000	2017/03/13	2018/02/15	20.00
65636	J P Morgan SP BV – Geely Auto R Bear CBBC Dec 2017 A	40,000,000	2017/03/13	2017/12/15	10.00
65631	J P Morgan SP BV – HSI R Bull CBBC Jan 2018 P	200,000,000	2017/03/13	2018/01/30	50.00
65627	J P Morgan SP BV – HSI R Bear CBBC Jul 2017 W	200,000,000	2017/03/13	2017/07/28	50.00
65629	J P Morgan SP BV – HSI R Bear CBBC Jul 2017 X	200,000,000	2017/03/13	2017/07/28	50.00
65638	J P Morgan SP BV – PetCh R Bull CBBC Jan 2018 A	100,000,000	2017/03/13	2018/01/19	25.00
65635	J P Morgan SP BV – Tencent R Bull CBBC Nov 2017 O	40,000,000	2017/03/13	2017/11/17	10.00
65622	SG Issuer – HSI R Bull CBBC Aug 2018 F	200,000,000	2017/03/13	2018/08/30	50.00
65619	SG Issuer – HSI R Bear CBBC Aug 2017 O	200,000,000	2017/03/13	2017/08/30	50.00
65610	UBS AG – HSI R Bull CBBC Oct 2017 J	200,000,000	2017/03/13	2017/10/30	50.00
65606	UBS AG – HSI R Bear CBBC Jul 2017 C	200,000,000	2017/03/13	2017/07/28	50.00
65647	Credit Suisse AG – HSI R Bull CBBC Jan 2018 V	200,000,000	2017/03/14	2018/01/30	50.00
65646	Credit Suisse AG – HSI R Bear CBBC Jul 2017 H	200,000,000	2017/03/14	2017/07/28	50.00
65661	Credit Suisse AG – SMIC R Bull CBBC Jan 2018 A	40,000,000	2017/03/14	2018/01/11	10.00
65662	Credit Suisse AG – Tencent R Bull CBBC Jan 2018 A	50,000,000	2017/03/14	2018/01/05	12.50
65663	Credit Suisse AG – Tencent R Bear CBBC Nov 2017 D	50,000,000	2017/03/14	2017/11/08	12.50
65664	Goldman Sachs SP (Asia) – HSI R Bear CBBC Jun 2017 L	200,000,000	2017/03/14	2017/06/29	50.00
65669	J P Morgan SP BV – COVS R Bull CBBC Jan 2018 A	40,000,000	2017/03/14	2018/01/19	10.00
65667	J P Morgan SP BV – HSI R Bull CBBC Mar 2018 A	200,000,000	2017/03/14	2018/03/28	50.00
65670	J P Morgan SP BV – Tencent R Bull CBBC Dec 2017 O	40,000,000	2017/03/14	2017/12/15	10.00
65644	SG Issuer – CSA50 R Bull CBBC Feb 2018 B	40,000,000	2017/03/14	2018/02/27	10.00
65639	SG Issuer – HKEX R Bear CBBC Sep 2017 C	100,000,000	2017/03/14	2017/09/28	25.00
65666	SG Issuer – HSI R Bull CBBC Jul 2018 J	200,000,000	2017/03/14	2018/07/30	50.00
65665	SG Issuer – HSI R Bear CBBC Jul 2017 H	200,000,000	2017/03/14	2017/07/28	50.00
65641	SG Issuer – Tencent R Bear CBBC Oct 2017 A	100,000,000	2017/03/14	2017/10/30	25.00
65672	UBS AG – HSI R Bull CBBC Nov 2017 L	250,000,000	2017/03/14	2017/11/29	62.50
65674	UBS AG – HSI R Bull CBBC Dec 2017 D	250,000,000	2017/03/14	2017/12/28	62.50
65671	UBS AG – HSI R Bear CBBC Jun 2017 Z	250,000,000	2017/03/14	2017/06/29	62.50
65680	BNP Paribas Arbit Issu B.V. – HSI R Bear CBBC Feb 2018 O	250,000,000	2017/03/15	2018/02/27	62.50
65702	Credit Suisse AG – Geely Auto R Bull CBBC Dec 2017 E	50,000,000	2017/03/15	2017/12/07	12.50
65705	Credit Suisse AG – HSBC R Bull CBBC Dec 2017 G	50,000,000	2017/03/15	2017/12/05	12.50
65704	Credit Suisse AG – HSBC R Bull CBBC Jan 2018 A	50,000,000	2017/03/15	2018/01/11	12.50
65701	Credit Suisse AG – HSI R Bull CBBC Jan 2018 O	200,000,000	2017/03/15	2018/01/30	50.00

MAIN BOARD CALLABLE BULL/BEAR CONTRACTS

Code	Callable Bull/Bear Contracts	No. of issue (units)	Listing date	Expiry	Amount raised (HK\$mil.)
65700	Credit Suisse AG – HSI R Bear CBBC Jun 2017 R	200,000,000	2017/03/15	2017/06/29	50.00
65703	Credit Suisse AG – Sands China R Bull CBBC Jan 2018 A	50,000,000	2017/03/15	2018/01/12	12.50
65710	Credit Suisse AG – Tencent R Bull CBBC Dec 2017 E	50,000,000	2017/03/15	2017/12/20	12.50
65717	Goldman Sachs SP (Asia) – HSI R Bull CBBC Jan 2018 M	200,000,000	2017/03/15	2018/01/30	50.00
65693	HK Bank – Geely Auto R Bull CBBC Jan 2018 C	40,000,000	2017/03/15	2018/01/15	10.00
65699	HK Bank – Geely Auto R Bear CBBC Mar 2018 D	40,000,000	2017/03/15	2018/03/26	12.00
65692	HK Bank – Tencent R Bull CBBC Jan 2018 I	50,000,000	2017/03/15	2018/01/15	12.50
65683	Haitong Int'l Sec – Sinopec Corp R Bull CBBC Mar 2018 A	40,000,000	2017/03/15	2018/03/08	10.00
65686	Haitong Int'l Sec – China Shenhua R Bull CBBC Mar 2018 A	40,000,000	2017/03/15	2018/03/06	10.00
65682	Haitong Int'l Sec – Galaxy Ent R Bull CBBC May 2018 A	60,000,000	2017/03/15	2018/05/03	15.00
65685	Haitong Int'l Sec – PetCh R Bull CBBC Mar 2018 A	40,000,000	2017/03/15	2018/03/07	10.00
65687	Haitong Int'l Sec – Ping An R Bull CBBC Mar 2018 A	60,000,000	2017/03/15	2018/03/05	15.00
65681	Haitong Int'l Sec – Sands China R Bull CBBC Mar 2018 A	60,000,000	2017/03/15	2018/03/09	15.00
65726	J P Morgan SP BV – Geely Auto R Bull CBBC Jan 2018 B	60,000,000	2017/03/15	2018/01/19	15.00
65724	J P Morgan SP BV – HSI R Bull CBBC Jan 2018 X	200,000,000	2017/03/15	2018/01/30	50.00
65728	J P Morgan SP BV – HSI R Bull CBBC Feb 2018 U	200,000,000	2017/03/15	2018/02/27	50.00
65722	J P Morgan SP BV – HSI R Bear CBBC Jun 2017 B	200,000,000	2017/03/15	2017/06/29	50.00
65727	J P Morgan SP BV – Tencent R Bull CBBC Jan 2018 C	40,000,000	2017/03/15	2018/01/19	10.00
65688	Macquarie Bank Ltd. – HSI R Bull CBBC Mar 2018 A	40,000,000	2017/03/15	2018/03/28	10.00
65689	Macquarie Bank Ltd. – HSI R Bull CBBC Mar 2018 B	40,000,000	2017/03/15	2018/03/28	10.00
65691	Macquarie Bank Ltd. – HSI R Bull CBBC Mar 2018 C	40,000,000	2017/03/15	2018/03/28	10.00
65735	SG Issuer – HSI R Bull CBBC Jul 2018 K	200,000,000	2017/03/15	2018/07/30	50.00
65738	SG Issuer – HSI R Bull CBBC Aug 2018 G	200,000,000	2017/03/15	2018/08/30	50.00
65730	SG Issuer – HSI R Bear CBBC Jul 2017 J	200,000,000	2017/03/15	2017/07/28	50.00
65715	UBS AG – HSI R Bull CBBC Jan 2018 R	200,000,000	2017/03/15	2018/01/30	50.00
65712	UBS AG – HSI R Bear CBBC Jun 2017 C	300,000,000	2017/03/15	2017/06/29	75.00
65713	UBS AG – HSI R Bear CBBC Jun 2017 H	250,000,000	2017/03/15	2017/06/29	62.50
65740	BNP Paribas Arbit Issu B.V. – HSI R Bull CBBC Aug 2018 A	250,000,000	2017/03/16	2018/08/30	62.50
65741	BNP Paribas Arbit Issu B.V. – HSI R Bull CBBC Aug 2018 B	250,000,000	2017/03/16	2018/08/30	62.50
65798	Credit Suisse AG – CNOOC R Bull CBBC Jan 2018 A	50,000,000	2017/03/16	2018/01/11	12.50
65797	Credit Suisse AG – CNOOC R Bull CBBC Feb 2018 A	50,000,000	2017/03/16	2018/02/22	12.50
65799	Credit Suisse AG – CNOOC R Bull CBBC Mar 2018 A	50,000,000	2017/03/16	2018/03/14	12.50
65791	Credit Suisse AG – HSI R Bull CBBC Jan 2018 X	200,000,000	2017/03/16	2018/01/30	50.00
65794	Credit Suisse AG – HSI R Bull CBBC Jan 2018 Y	200,000,000	2017/03/16	2018/01/30	50.00
65827	Credit Suisse AG – HSI R Bear CBBC Jun 2017 S	200,000,000	2017/03/16	2017/06/29	50.00
65822	Credit Suisse AG – Tencent R Bull CBBC Dec 2017 F	50,000,000	2017/03/16	2017/12/14	12.50
65819	Credit Suisse AG – Tencent R Bull CBBC Jan 2018 B	50,000,000	2017/03/16	2018/01/10	12.50
65788	Bank of East Asia – China Shenhua R Bull CBBC Dec 2017 A	30,000,000	2017/03/16	2017/12/20	10.50
65786	Bank of East Asia – Geely Auto R Bull CBBC Dec 2017 B	40,000,000	2017/03/16	2017/12/20	10.00
65782	Bank of East Asia – Tencent R Bull CBBC Dec 2017 F	40,000,000	2017/03/16	2017/12/20	10.00
65781	Goldman Sachs SP (Asia) – HSI R Bull CBBC Feb 2018 F	200,000,000	2017/03/16	2018/02/27	50.00
65835	Goldman Sachs SP (Asia) – HSI R Bear CBBC Jun 2017 M	200,000,000	2017/03/16	2017/06/29	50.00
65836	Goldman Sachs SP (Asia) – HSI R Bear CBBC Jun 2017 N	200,000,000	2017/03/16	2017/06/29	50.00
65765	HK Bank – HSI R Bear CBBC Oct 2017 K	100,000,000	2017/03/16	2017/10/30	25.00
65851	J P Morgan SP BV – CNOOC R Bull CBBC Mar 2018 A	80,000,000	2017/03/16	2018/03/16	20.00

MAIN BOARD CALLABLE BULL/BEAR CONTRACTS

Code	Callable Bull/Bear Contracts	No. of issue (units)	Listing date	Expiry	Amount raised (HK\$mil.)
65852	J P Morgan SP BV – HSCEI R Bear CBBC Dec 2017 A	100,000,000	2017/03/16	2017/12/28	25.00
65850	J P Morgan SP BV – HSI R Bull CBBC Nov 2017 R	200,000,000	2017/03/16	2017/11/29	50.00
65854	J P Morgan SP BV – HSI R Bear CBBC Jun 2017 C	200,000,000	2017/03/16	2017/06/29	50.00
65855	J P Morgan SP BV – HSI R Bear CBBC Jun 2017 D	200,000,000	2017/03/16	2017/06/29	50.00
65771	Macquarie Bank Ltd. – Tencent R Bull CBBC Oct 2017 A	40,000,000	2017/03/16	2017/10/30	10.00
65780	Macquarie Bank Ltd. – Tencent R Bear CBBC Oct 2017 A	40,000,000	2017/03/16	2017/10/30	10.00
65841	SG Issuer – HSI R Bull CBBC Jul 2018 L	200,000,000	2017/03/16	2018/07/30	50.00
65843	SG Issuer – HSI R Bull CBBC Aug 2018 H	200,000,000	2017/03/16	2018/08/30	50.00
65838	SG Issuer – HSI R Bear CBBC Jul 2017 K	200,000,000	2017/03/16	2017/07/28	50.00
65840	SG Issuer – HSI R Bear CBBC Aug 2017 P	200,000,000	2017/03/16	2017/08/30	50.00
65845	UBS AG – HSI R Bull CBBC Sep 2017 R	200,000,000	2017/03/16	2017/09/28	50.00
65844	UBS AG – HSI R Bull CBBC Sep 2017 Z	250,000,000	2017/03/16	2017/09/28	62.50
65847	UBS AG – HSI R Bear CBBC Jun 2017 I	250,000,000	2017/03/16	2017/06/29	62.50
65857	BNP Paribas Arbit Issu B.V. – HSI R Bear CBBC Feb 2018 P	250,000,000	2017/03/17	2018/02/27	62.50
65858	BNP Paribas Arbit Issu B.V. – HSI R Bear CBBC Feb 2018 Q	250,000,000	2017/03/17	2018/02/27	62.50
65872	Credit Suisse AG – AIA R Bull CBBC Dec 2017 A	50,000,000	2017/03/17	2017/12/14	12.50
65871	Credit Suisse AG – China Shenhua R Bull CBBC Dec 2017 C	50,000,000	2017/03/17	2017/12/08	12.50
65873	Credit Suisse AG – Geely Auto R Bull CBBC Jan 2018 A	50,000,000	2017/03/17	2018/01/12	12.50
65875	Credit Suisse AG – Geely Auto R Bear CBBC Nov 2017 D	50,000,000	2017/03/17	2017/11/23	14.00
65863	Credit Suisse AG – HSI R Bull CBBC Jan 2018 K	200,000,000	2017/03/17	2018/01/30	50.00
65869	Credit Suisse AG – HSI R Bear CBBC Jun 2017 T	200,000,000	2017/03/17	2017/06/29	50.00
65893	Goldman Sachs SP (Asia) – HSI R Bull CBBC Jan 2018 N	200,000,000	2017/03/17	2018/01/30	50.00
65897	Goldman Sachs SP (Asia) – HSI R Bear CBBC Jul 2017 J	200,000,000	2017/03/17	2017/07/28	50.00
65918	J P Morgan SP BV – AIA R Bull CBBC Oct 2017 D	100,000,000	2017/03/17	2017/10/20	25.00
65912	J P Morgan SP BV – Geely Auto R Bull CBBC Feb 2018 B	60,000,000	2017/03/17	2018/02/15	15.00
65917	J P Morgan SP BV – Geely Auto R Bear CBBC Sep 2017 B	40,000,000	2017/03/17	2017/09/15	10.00
65907	J P Morgan SP BV – HSI R Bull CBBC Mar 2018 B	200,000,000	2017/03/17	2018/03/28	50.00
65909	J P Morgan SP BV – HSI R Bear CBBC Jun 2017 E	200,000,000	2017/03/17	2017/06/29	50.00
65903	SG Issuer – HSI R Bull CBBC Sep 2018 A	200,000,000	2017/03/17	2018/09/27	50.00
65905	SG Issuer – HSI R Bull CBBC Oct 2018 C	200,000,000	2017/03/17	2018/10/30	50.00
65898	SG Issuer – HSI R Bear CBBC Jul 2017 L	200,000,000	2017/03/17	2017/07/28	50.00
65899	SG Issuer – HSI R Bear CBBC Sep 2017 C	200,000,000	2017/03/17	2017/09/28	50.00
65891	UBS AG – HSI R Bull CBBC Nov 2017 P	300,000,000	2017/03/17	2017/11/29	75.00
65880	UBS AG – HSI R Bull CBBC Jan 2018 S	250,000,000	2017/03/17	2018/01/30	62.50
65890	UBS AG – HSI R Bear CBBC Jun 2017 Q	250,000,000	2017/03/17	2017/06/29	62.50
65886	UBS AG – Petrochina R Bull CBBC Dec 2017 A	40,000,000	2017/03/17	2017/12/04	10.00
65931	BNP Paribas Arbit Issu B.V. – HSI R Bull CBBC Aug 2018 C	250,000,000	2017/03/20	2018/08/30	62.50
65929	BNP Paribas Arbit Issu B.V. – HSI R Bear CBBC Feb 2018 R	250,000,000	2017/03/20	2018/02/27	62.50
65975	Credit Suisse AG – HSI R Bull CBBC Jan 2018 G	200,000,000	2017/03/20	2018/01/30	50.00
65974	Credit Suisse AG – HSI R Bull CBBC Jan 2018 Z	200,000,000	2017/03/20	2018/01/30	50.00
65963	Credit Suisse AG – HSI R Bear CBBC Jun 2017 U	200,000,000	2017/03/20	2017/06/29	50.00
65965	Credit Suisse AG – HSI R Bear CBBC Jun 2017 V	200,000,000	2017/03/20	2017/06/29	50.00
65973	Credit Suisse AG – Ping An R Bear CBBC Dec 2017 A	40,000,000	2017/03/20	2017/12/20	10.00
65970	Credit Suisse AG – Tencent R Bull CBBC Dec 2017 G	50,000,000	2017/03/20	2017/12/28	12.50
65968	Credit Suisse AG – Tencent R Bear CBBC Nov 2017 E	50,000,000	2017/03/20	2017/11/29	24.00

MAIN BOARD CALLABLE BULL/BEAR CONTRACTS

Code	Callable Bull/Bear Contracts	No. of issue (units)	Listing date	Expiry	Amount raised (HK\$mil.)
65984	Goldman Sachs SP (Asia) – HSI R Bull CBBC Jan 2018 O	200,000,000	2017/03/20	2018/01/30	50.00
66013	Goldman Sachs SP (Asia) – HSI R Bull CBBC Feb 2018 G	200,000,000	2017/03/20	2018/02/27	50.00
65930	Goldman Sachs SP (Asia) – HSI R Bear CBBC Jul 2017 K	200,000,000	2017/03/20	2017/07/28	50.00
66014	Goldman Sachs SP (Asia) – HSI R Bear CBBC Jul 2017 L	200,000,000	2017/03/20	2017/07/28	50.00
65937	HK Bank – CNOOC R Bull CBBC Jan 2018 A	50,000,000	2017/03/20	2018/01/22	12.50
65941	HK Bank – CNOOC R Bull CBBC Jul 2018 A	50,000,000	2017/03/20	2018/07/31	12.50
65944	HK Bank – Geely Auto R Bull CBBC Dec 2017 C	40,000,000	2017/03/20	2017/12/22	10.00
65951	HK Bank – Geely Auto R Bull CBBC Dec 2017 D	40,000,000	2017/03/20	2017/12/15	10.00
65945	HK Bank – Geely Auto R Bear CBBC Apr 2018 A	40,000,000	2017/03/20	2018/04/23	10.00
65952	HK Bank – Geely Auto R Bear CBBC Apr 2018 B	40,000,000	2017/03/20	2018/04/30	12.00
65934	HK Bank – HKEX R Bull CBBC Jan 2018 F	50,000,000	2017/03/20	2018/01/19	12.50
65938	HK Bank – HSI R Bull CBBC Oct 2017 R	80,000,000	2017/03/20	2017/10/30	20.00
65933	HK Bank – HSI R Bull CBBC Nov 2017 R	100,000,000	2017/03/20	2017/11/29	25.00
65953	HK Bank – Tencent R Bull CBBC Dec 2017 E	50,000,000	2017/03/20	2017/12/22	12.50
65982	J P Morgan SP BV – HSI R Bull CBBC Dec 2017 G	200,000,000	2017/03/20	2017/12/28	50.00
65983	J P Morgan SP BV – HSI R Bull CBBC Jan 2018 S	200,000,000	2017/03/20	2018/01/30	50.00
65977	J P Morgan SP BV – HSI R Bear CBBC Jun 2017 F	200,000,000	2017/03/20	2017/06/29	50.00
65978	J P Morgan SP BV – HSI R Bear CBBC Jun 2017 G	200,000,000	2017/03/20	2017/06/29	50.00
65979	J P Morgan SP BV – Tencent R Bull CBBC Oct 2017 M	40,000,000	2017/03/20	2017/10/20	10.00
65989	SG Issuer – HSI R Bull CBBC Aug 2018 I	200,000,000	2017/03/20	2018/08/30	50.00
65991	SG Issuer – HSI R Bull CBBC Sep 2018 B	200,000,000	2017/03/20	2018/09/27	50.00
65988	SG Issuer – HSI R Bear CBBC Jul 2017 M	200,000,000	2017/03/20	2017/07/28	50.00
65999	UBS AG – HSI R Bull CBBC Nov 2017 Y	200,000,000	2017/03/20	2017/11/29	50.00
66009	UBS AG – HSI R Bull CBBC Dec 2017 E	200,000,000	2017/03/20	2017/12/28	50.00
65992	UBS AG – HSI R Bear CBBC Jun 2017 S	200,000,000	2017/03/20	2017/06/29	50.00
65995	UBS AG – HSI R Bear CBBC Jun 2017 X	200,000,000	2017/03/20	2017/06/29	50.00
65994	UBS AG – HSI R Bear CBBC Jul 2017 D	250,000,000	2017/03/20	2017/07/28	62.50
66015	BNP Paribas Arbit Issu B.V. – HSI R Bear CBBC Feb 2018 S	250,000,000	2017/03/21	2018/02/27	62.50
66051	Credit Suisse AG – CCB R Bull CBBC Jan 2018 B	50,000,000	2017/03/21	2018/01/11	12.50
66056	Credit Suisse AG – Galaxy Ent R Bull CBBC Dec 2017 E	50,000,000	2017/03/21	2017/12/15	12.50
66053	Credit Suisse AG – Galaxy Ent R Bear CBBC Nov 2017 A	50,000,000	2017/03/21	2017/11/10	12.50
66059	Credit Suisse AG – HSI R Bull CBBC Nov 2017 I	300,000,000	2017/03/21	2017/11/29	75.00
66058	Credit Suisse AG – HSI R Bull CBBC Jan 2018 I	200,000,000	2017/03/21	2018/01/30	50.00
66044	Credit Suisse AG – HSI R Bear CBBC Jul 2017 I	200,000,000	2017/03/21	2017/07/28	50.00
66060	Credit Suisse AG – ICBC R Bull CBBC Feb 2018 A	50,000,000	2017/03/21	2018/02/28	12.50
66057	Credit Suisse AG – Tencent R Bull CBBC Jan 2018 C	50,000,000	2017/03/21	2018/01/12	12.50
66041	Bank of East Asia – China Shenhua R Bull CBBC Mar 2018 A	30,000,000	2017/03/21	2018/03/22	10.50
66043	Bank of East Asia – Geely Auto R Bull CBBC Mar 2018 A	40,000,000	2017/03/21	2018/03/22	10.00
66030	Bank of East Asia – PetCh R Bull CBBC Mar 2018 A	40,000,000	2017/03/21	2018/03/22	10.00
66026	Bank of East Asia – Tencent R Bull CBBC Mar 2018 A	40,000,000	2017/03/21	2018/03/22	10.00
66075	Goldman Sachs SP (Asia) – HSI R Bull CBBC Jan 2018 R	200,000,000	2017/03/21	2018/01/30	50.00
66019	HK Bank – HSCEI R Bull CBBC Oct 2017 G	60,000,000	2017/03/21	2017/10/30	15.00
66018	HK Bank – HSI R Bull CBBC Nov 2017 S	100,000,000	2017/03/21	2017/11/29	25.00
66020	HK Bank – HSI R Bull CBBC Nov 2017 T	100,000,000	2017/03/21	2017/11/29	25.00
66071	J P Morgan SP BV – HSI R Bull CBBC Jan 2018 Z	200,000,000	2017/03/21	2018/01/30	50.00

MAIN BOARD CALLABLE BULL/BEAR CONTRACTS

Code	Callable Bull/Bear Contracts	No. of issue (units)	Listing date	Expiry	Amount raised (HK\$mil.)
66072	J P Morgan SP BV – HSI R Bear CBBC Jun 2017 H	200,000,000	2017/03/21	2017/06/29	50.00
66074	J P Morgan SP BV – SHK Ppt R Bear CBBC Oct 2017 A	40,000,000	2017/03/21	2017/10/20	10.00
66061	UBS AG – HSI R Bull CBBC Sep 2017 M	250,000,000	2017/03/21	2017/09/28	62.50
66063	UBS AG – HSI R Bear CBBC Jun 2017 U	200,000,000	2017/03/21	2017/06/29	50.00
66067	UBS AG – Tencent R Bull CBBC Jun 2017 H	50,000,000	2017/03/21	2017/06/26	12.50
66068	UBS AG – Tencent R Bear CBBC Jun 2017 A	50,000,000	2017/03/21	2017/06/26	12.50
66104	BNP Paribas Arbit Issu B.V. – HSI R Bear CBBC Feb 2018 T	250,000,000	2017/03/22	2018/02/27	62.50
66088	Credit Suisse AG – HKEX R Bull CBBC Nov 2017 F	50,000,000	2017/03/22	2017/11/30	12.50
66086	Credit Suisse AG – HSI R Bull CBBC Jan 2018 J	200,000,000	2017/03/22	2018/01/30	50.00
66087	Credit Suisse AG – HSI R Bear CBBC Aug 2017 F	300,000,000	2017/03/22	2017/08/30	75.00
66084	Goldman Sachs SP (Asia) – HSI R Bull CBBC Jan 2018 P	200,000,000	2017/03/22	2018/01/30	50.00
66083	HK Bank – HKEX R Bull CBBC Jan 2018 G	50,000,000	2017/03/22	2018/01/12	12.50
66080	HK Bank – HSI R Bear CBBC Sep 2017 G	100,000,000	2017/03/22	2017/09/28	25.00
66078	HK Bank – Tencent R Bear CBBC Jan 2018 A	40,000,000	2017/03/22	2018/01/12	10.00
66109	J P Morgan SP BV – HKEX R Bull CBBC Dec 2017 L	40,000,000	2017/03/22	2017/12/15	10.00
66110	J P Morgan SP BV – HSI R Bull CBBC Nov 2017 I	200,000,000	2017/03/22	2017/11/29	50.00
66106	J P Morgan SP BV – Tencent R Bull CBBC Nov 2017 P	40,000,000	2017/03/22	2017/11/17	10.00
66093	Macquarie Bank Ltd. – HSBC R Bull CBBC Mar 2018 A	40,000,000	2017/03/22	2018/03/28	10.00
66098	Macquarie Bank Ltd. – HSBC R Bear CBBC Mar 2018 A	40,000,000	2017/03/22	2018/03/28	10.00
66089	Macquarie Bank Ltd. – Ping An R Bull CBBC Mar 2018 A	40,000,000	2017/03/22	2018/03/28	10.00
66113	UBS AG – HSI R Bull CBBC Oct 2017 J	200,000,000	2017/03/22	2017/10/30	50.00
66112	UBS AG – HSI R Bull CBBC Dec 2017 W	200,000,000	2017/03/22	2017/12/28	50.00
66115	UBS AG – HSI R Bear CBBC Jun 2017 W	250,000,000	2017/03/22	2017/06/29	62.50
66174	BNP Paribas Arbit Issu B.V. – HSI R Bull CBBC Aug 2018 D	250,000,000	2017/03/23	2018/08/30	62.50
66177	BNP Paribas Arbit Issu B.V. – HSI R Bull CBBC Aug 2018 E	250,000,000	2017/03/23	2018/08/30	62.50
66178	BNP Paribas Arbit Issu B.V. – HSI R Bull CBBC Aug 2018 F	250,000,000	2017/03/23	2018/08/30	62.50
66182	BNP Paribas Arbit Issu B.V. – HSI R Bull CBBC Aug 2018 G	250,000,000	2017/03/23	2018/08/30	62.50
66183	BNP Paribas Arbit Issu B.V. – HSI R Bull CBBC Aug 2018 H	250,000,000	2017/03/23	2018/08/30	62.50
66196	BNP Paribas Arbit Issu B.V. – HSI R Bear CBBC Feb 2018 K	250,000,000	2017/03/23	2018/02/27	62.50
66197	BNP Paribas Arbit Issu B.V. – HSI R Bear CBBC Feb 2018 N	250,000,000	2017/03/23	2018/02/27	62.50
66117	BNP Paribas Arbit Issu B.V. – HSI R Bear CBBC Feb 2018 U	250,000,000	2017/03/23	2018/02/27	62.50
66122	BNP Paribas Arbit Issu B.V. – HSI R Bear CBBC Feb 2018 V	250,000,000	2017/03/23	2018/02/27	62.50
66155	BNP Paribas Arbit Issu B.V. – HSI R Bear CBBC Feb 2018 W	250,000,000	2017/03/23	2018/02/27	62.50
66184	BNP Paribas Arbit Issu B.V. – HSI R Bear CBBC Feb 2018 X	250,000,000	2017/03/23	2018/02/27	62.50
66185	BNP Paribas Arbit Issu B.V. – HSI R Bear CBBC Feb 2018 Y	250,000,000	2017/03/23	2018/02/27	62.50
66195	BNP Paribas Arbit Issu B.V. – HSI R Bear CBBC Feb 2018 Z	250,000,000	2017/03/23	2018/02/27	62.50
66253	Credit Suisse AG – China Mobile R Bull CBBC Jan 2018 A	50,000,000	2017/03/23	2018/01/25	12.50
66256	Credit Suisse AG – CUni R Bull CBBC Feb 2018 A	50,000,000	2017/03/23	2018/02/08	12.50
66251	Credit Suisse AG – CNOOC R Bull CBBC Dec 2017 A	50,000,000	2017/03/23	2017/12/13	12.50
66250	Credit Suisse AG – China Shenhua R Bull CBBC Jan 2018 A	50,000,000	2017/03/23	2018/01/05	12.50
66266	Credit Suisse AG – HSI R Bull CBBC Feb 2018 A	200,000,000	2017/03/23	2018/02/27	50.00
66267	Credit Suisse AG – HSI R Bull CBBC Feb 2018 B	200,000,000	2017/03/23	2018/02/27	50.00
66271	Credit Suisse AG – HSI R Bull CBBC Feb 2018 C	150,000,000	2017/03/23	2018/02/27	37.50
66273	Credit Suisse AG – HSI R Bull CBBC Feb 2018 D	200,000,000	2017/03/23	2018/02/27	50.00
66279	Credit Suisse AG – HSI R Bull CBBC Feb 2018 E	150,000,000	2017/03/23	2018/02/27	37.50

MAIN BOARD CALLABLE BULL/BEAR CONTRACTS

Code	Callable Bull/Bear Contracts	No. of issue (units)	Listing date	Expiry	Amount raised (HK\$mil.)
66248	Credit Suisse AG – HSI R Bear CBBC Jun 2017 W	200,000,000	2017/03/23	2017/06/29	50.00
66249	Credit Suisse AG – HSI R Bear CBBC Jun 2017 X	200,000,000	2017/03/23	2017/06/29	50.00
66258	Credit Suisse AG – HSI R Bear CBBC Jun 2017 Y	200,000,000	2017/03/23	2017/06/29	50.00
66263	Credit Suisse AG – HSI R Bear CBBC Jun 2017 Z	200,000,000	2017/03/23	2017/06/29	50.00
66260	Credit Suisse AG – HSI R Bear CBBC Jul 2017 J	200,000,000	2017/03/23	2017/07/28	50.00
66262	Credit Suisse AG – HSI R Bear CBBC Jul 2017 K	200,000,000	2017/03/23	2017/07/28	50.00
66272	Credit Suisse AG – HSI R Bear CBBC Aug 2017 G	150,000,000	2017/03/23	2017/08/30	37.50
66278	Credit Suisse AG – HSI R Bear CBBC Aug 2017 H	150,000,000	2017/03/23	2017/08/30	37.50
66257	Credit Suisse AG – Tencent R Bull CBBC Jan 2018 D	50,000,000	2017/03/23	2018/01/11	12.50
66269	Credit Suisse AG – Tencent R Bear CBBC Nov 2017 F	50,000,000	2017/03/23	2017/11/29	27.00
66208	Goldman Sachs SP (Asia) – HSI R Bull CBBC Jan 2018 Q	200,000,000	2017/03/23	2018/01/30	50.00
66201	Goldman Sachs SP (Asia) – HSI R Bull CBBC Jan 2018 S	200,000,000	2017/03/23	2018/01/30	50.00
66123	Goldman Sachs SP (Asia) – HSI R Bear CBBC Jun 2017 O	200,000,000	2017/03/23	2017/06/29	50.00
66125	Goldman Sachs SP (Asia) – HSI R Bear CBBC Jul 2017 M	200,000,000	2017/03/23	2017/07/28	50.00
66130	HK Bank – HSCEI R Bull CBBC Oct 2017 H	60,000,000	2017/03/23	2017/10/30	15.00
66128	HK Bank – HSI R Bull CBBC Oct 2017 S	100,000,000	2017/03/23	2017/10/30	25.00
66127	HK Bank – HSI R Bull CBBC Nov 2017 U	100,000,000	2017/03/23	2017/11/29	25.00
66126	HK Bank – HSI R Bull CBBC Dec 2017 K	100,000,000	2017/03/23	2017/12/28	25.00
66129	HK Bank – HSI R Bear CBBC Oct 2017 L	150,000,000	2017/03/23	2017/10/30	37.50
66132	HK Bank – Tencent R Bull CBBC Mar 2018 E	50,000,000	2017/03/23	2018/03/12	12.50
66133	HK Bank – Tencent R Bull CBBC Mar 2018 F	50,000,000	2017/03/23	2018/03/26	12.50
66138	Haitong Int'l Sec – HSI R Bull CBBC Dec 2017 N	200,000,000	2017/03/23	2017/12/28	50.20
66139	Haitong Int'l Sec – HSI R Bull CBBC Dec 2017 O	200,000,000	2017/03/23	2017/12/28	50.00
66142	Haitong Int'l Sec – HSI R Bull CBBC Dec 2017 P	200,000,000	2017/03/23	2017/12/28	50.00
66134	Haitong Int'l Sec – HSI R Bull CBBC Jan 2018 C	200,000,000	2017/03/23	2018/01/30	50.20
66147	Haitong Int'l Sec – HSI R Bear CBBC Jun 2017 A	200,000,000	2017/03/23	2017/06/29	50.00
66152	Haitong Int'l Sec – HSI R Bear CBBC Jul 2017 A	200,000,000	2017/03/23	2017/07/28	50.20
66154	Haitong Int'l Sec – HSI R Bear CBBC Aug 2017 A	200,000,000	2017/03/23	2017/08/30	50.20
66151	Haitong Int'l Sec – HSI R Bear CBBC Nov 2017 A	200,000,000	2017/03/23	2017/11/29	50.40
66236	J P Morgan SP BV – BOCL R Bull CBBC Jan 2018 B	150,000,000	2017/03/23	2018/01/19	37.50
66237	J P Morgan SP BV – CC Bank R Bull CBBC Jan 2018 B	100,000,000	2017/03/23	2018/01/19	25.00
66240	J P Morgan SP BV – China Life R Bull CBBC Nov 2017 F	40,000,000	2017/03/23	2017/11/17	10.00
66234	J P Morgan SP BV – CNOOC R Bull CBBC Dec 2017 B	80,000,000	2017/03/23	2017/12/15	20.00
66229	J P Morgan SP BV – HKEX R Bull CBBC Nov 2017 L	40,000,000	2017/03/23	2017/11/17	10.00
66235	J P Morgan SP BV – HSBC R Bull CBBC Jan 2018 E	100,000,000	2017/03/23	2018/01/19	25.00
66243	J P Morgan SP BV – HSI R Bull CBBC Feb 2018 V	200,000,000	2017/03/23	2018/02/27	50.00
66245	J P Morgan SP BV – HSI R Bull CBBC Mar 2018 C	200,000,000	2017/03/23	2018/03/28	50.00
66244	J P Morgan SP BV – HSI R Bull CBBC Aug 2018 A	200,000,000	2017/03/23	2018/08/30	50.00
66247	J P Morgan SP BV – HSI R Bull CBBC Aug 2018 B	200,000,000	2017/03/23	2018/08/30	50.00
66220	J P Morgan SP BV – HSI R Bear CBBC Jun 2017 I	200,000,000	2017/03/23	2017/06/29	50.00
66221	J P Morgan SP BV – HSI R Bear CBBC Jun 2017 J	200,000,000	2017/03/23	2017/06/29	50.00
66225	J P Morgan SP BV – HSI R Bear CBBC Jun 2017 K	200,000,000	2017/03/23	2017/06/29	50.00
66232	J P Morgan SP BV – Tencent R Bull CBBC Dec 2017 P	40,000,000	2017/03/23	2017/12/15	10.00
66233	J P Morgan SP BV – Tencent R Bear CBBC Mar 2018 A	40,000,000	2017/03/23	2018/03/16	10.00
66286	SG Issuer – HSI R Bull CBBC Aug 2018 J	200,000,000	2017/03/23	2018/08/30	50.00

MAIN BOARD CALLABLE BULL/BEAR CONTRACTS

Code	Callable Bull/Bear Contracts	No. of issue (units)	Listing date	Expiry	Amount raised (HK\$mil.)
66287	SG Issuer – HSI R Bull CBBC Aug 2018 K	200,000,000	2017/03/23	2018/08/30	50.00
66288	SG Issuer – HSI R Bull CBBC Sep 2018 C	200,000,000	2017/03/23	2018/09/27	50.00
66292	SG Issuer – HSI R Bull CBBC Sep 2018 D	200,000,000	2017/03/23	2018/09/27	50.00
66293	SG Issuer – HSI R Bull CBBC Sep 2018 E	200,000,000	2017/03/23	2018/09/27	50.00
66294	SG Issuer – HSI R Bull CBBC Oct 2018 D	200,000,000	2017/03/23	2018/10/30	50.00
66280	SG Issuer – HSI R Bear CBBC Jul 2017 N	200,000,000	2017/03/23	2017/07/28	50.00
66281	SG Issuer – HSI R Bear CBBC Jul 2017 O	200,000,000	2017/03/23	2017/07/28	50.00
66283	SG Issuer – HSI R Bear CBBC Aug 2017 Q	200,000,000	2017/03/23	2017/08/30	50.00
66284	SG Issuer – HSI R Bear CBBC Aug 2017 R	200,000,000	2017/03/23	2017/08/30	50.00
66217	UBS AG – HSI R Bull CBBC Dec 2017 P	250,000,000	2017/03/23	2017/12/28	62.50
66209	UBS AG – HSI R Bull CBBC Dec 2017 R	250,000,000	2017/03/23	2017/12/28	62.50
66215	UBS AG – HSI R Bull CBBC Jan 2018 T	200,000,000	2017/03/23	2018/01/30	50.00
66157	UBS AG – HSI R Bear CBBC Jun 2017 R	200,000,000	2017/03/23	2017/06/29	50.00
66156	UBS AG – HSI R Bear CBBC Jun 2017 Y	250,000,000	2017/03/23	2017/06/29	62.50
66162	UBS AG – HSI R Bear CBBC Jun 2017 Z	250,000,000	2017/03/23	2017/06/29	62.50
66164	UBS AG – Tencent R Bull CBBC Jul 2017 B	40,000,000	2017/03/23	2017/07/04	10.00
66168	UBS AG – Tencent R Bull CBBC Jul 2017 C	40,000,000	2017/03/23	2017/07/11	10.00
66170	UBS AG – Tencent R Bull CBBC Jul 2017 D	40,000,000	2017/03/23	2017/07/18	10.00
66171	UBS AG – Tencent R Bear CBBC Jun 2017 B	40,000,000	2017/03/23	2017/06/28	10.00
66299	BNP Paribas Arbit Issu B.V. – HSI R Bear CBBC Feb 2018 M	250,000,000	2017/03/24	2018/02/27	62.50
66344	BNP Paribas Arbit Issu B.V. – Tencent R Bull CBBC Aug 2018 A	50,000,000	2017/03/24	2018/08/30	12.50
66424	Credit Suisse AG – CUni R Bull CBBC Jan 2018 A	50,000,000	2017/03/24	2018/01/18	12.50
66423	Credit Suisse AG – China Life R Bull CBBC Nov 2017 D	50,000,000	2017/03/24	2017/11/23	12.50
66425	Credit Suisse AG – China Life R Bear CBBC Jan 2018 A	50,000,000	2017/03/24	2018/01/18	12.50
66422	Credit Suisse AG – HSCEI R Bull CBBC Dec 2017 E	100,000,000	2017/03/24	2017/12/28	25.00
66409	Credit Suisse AG – HSI R Bull CBBC Feb 2018 F	200,000,000	2017/03/24	2018/02/27	50.00
66410	Credit Suisse AG – HSI R Bull CBBC Feb 2018 G	200,000,000	2017/03/24	2018/02/27	50.00
66413	Credit Suisse AG – HSI R Bull CBBC Feb 2018 H	200,000,000	2017/03/24	2018/02/27	50.00
66420	Credit Suisse AG – HSI R Bull CBBC Feb 2018 I	150,000,000	2017/03/24	2018/02/27	37.50
66428	Credit Suisse AG – HSI R Bear CBBC Jun 2017 A	200,000,000	2017/03/24	2017/06/29	50.00
66414	Credit Suisse AG – HSI R Bear CBBC Jul 2017 L	200,000,000	2017/03/24	2017/07/28	50.00
66418	Credit Suisse AG – HSI R Bear CBBC Aug 2017 I	150,000,000	2017/03/24	2017/08/30	37.50
66427	Credit Suisse AG – Ping An R Bull CBBC Jan 2018 A	50,000,000	2017/03/24	2018/01/18	12.50
66426	Credit Suisse AG – Sands China R Bull CBBC Dec 2018 A	50,000,000	2017/03/24	2018/12/21	12.50
66460	Credit Suisse AG – Tencent R Bull CBBC Jan 2018 E	50,000,000	2017/03/24	2018/01/18	12.50
66346	Bank of East Asia – Galaxy Ent R Bull CBBC Dec 2017 F	18,000,000	2017/03/24	2017/12/22	10.08
66351	Bank of East Asia – HKEX R Bull CBBC Dec 2017 D	40,000,000	2017/03/24	2017/12/22	10.00
66352	Bank of East Asia – Ping An R Bull CBBC Dec 2017 E	16,000,000	2017/03/24	2017/12/22	10.40
66350	Bank of East Asia – Tencent R Bull CBBC Dec 2017 G	40,000,000	2017/03/24	2017/12/22	10.00
66335	Goldman Sachs SP (Asia) – HSI R Bull CBBC Jan 2018 T	200,000,000	2017/03/24	2018/01/30	50.00
66336	Goldman Sachs SP (Asia) – HSI R Bull CBBC Jan 2018 U	200,000,000	2017/03/24	2018/01/30	50.00
66337	Goldman Sachs SP (Asia) – HSI R Bull CBBC Jan 2018 V	200,000,000	2017/03/24	2018/01/30	50.00
66300	Goldman Sachs SP (Asia) – HSI R Bear CBBC Jun 2017 P	200,000,000	2017/03/24	2017/06/29	50.00
66301	Goldman Sachs SP (Asia) – HSI R Bear CBBC Jun 2017 Q	200,000,000	2017/03/24	2017/06/29	50.00
66303	Goldman Sachs SP (Asia) – HSI R Bear CBBC Jun 2017 R	200,000,000	2017/03/24	2017/06/29	50.00

MAIN BOARD CALLABLE BULL/BEAR CONTRACTS

Code	Callable Bull/Bear Contracts	No. of issue (units)	Listing date	Expiry	Amount raised (HK\$mil.)
66305	Goldman Sachs SP (Asia) – HSI R Bear CBBC Jul 2017 N	200,000,000	2017/03/24	2017/07/28	50.00
66309	Goldman Sachs SP (Asia) – HSI R Bear CBBC Jul 2017 O	200,000,000	2017/03/24	2017/07/28	50.00
66310	Goldman Sachs SP (Asia) – HSI R Bear CBBC Jul 2017 P	200,000,000	2017/03/24	2017/07/28	50.00
66330	HK Bank – China Mobile R Bull CBBC Mar 2018 A	50,000,000	2017/03/24	2018/03/12	12.50
66321	HK Bank – CUni R Bull CBBC Mar 2018 B	40,000,000	2017/03/24	2018/03/12	10.00
66334	HK Bank – Geely Auto R Bear CBBC Mar 2018 E	40,000,000	2017/03/24	2018/03/12	10.00
66322	HK Bank – Galaxy Ent R Bull CBBC Mar 2018 B	80,000,000	2017/03/24	2018/03/12	20.00
66311	HK Bank – HSCEI R Bull CBBC Oct 2017 I	60,000,000	2017/03/24	2017/10/30	15.00
66313	HK Bank – HSI R Bull CBBC Oct 2017 T	100,000,000	2017/03/24	2017/10/30	25.00
66312	HK Bank – HSI R Bull CBBC Nov 2017 V	100,000,000	2017/03/24	2017/11/29	25.00
66333	HK Bank – PetCh R Bear CBBC Mar 2018 A	40,000,000	2017/03/24	2018/03/12	10.00
66319	HK Bank – Tencent R Bull CBBC Mar 2018 G	60,000,000	2017/03/24	2018/03/26	15.00
66320	HK Bank – Tencent R Bull CBBC Mar 2018 H	60,000,000	2017/03/24	2018/03/12	15.00
66450	J P Morgan SP BV – China Mobile R Bull CBBC Jan 2018 B	60,000,000	2017/03/24	2018/01/19	15.00
66447	J P Morgan SP BV – CUni R Bull CBBC Feb 2018 A	60,000,000	2017/03/24	2018/02/15	15.00
66446	J P Morgan SP BV – Geely Auto R Bull CBBC Dec 2017 F	60,000,000	2017/03/24	2017/12/15	15.00
66457	J P Morgan SP BV – Galaxy Ent R Bull CBBC Feb 2018 A	150,000,000	2017/03/24	2018/02/15	37.50
66438	J P Morgan SP BV – HSI R Bull CBBC Jan 2018 Q	200,000,000	2017/03/24	2018/01/30	50.00
66440	J P Morgan SP BV – HSI R Bull CBBC Feb 2018 W	200,000,000	2017/03/24	2018/02/27	50.00
66439	J P Morgan SP BV – HSI R Bull CBBC Aug 2018 C	200,000,000	2017/03/24	2018/08/30	50.00
66441	J P Morgan SP BV – HSI R Bull CBBC Aug 2018 D	200,000,000	2017/03/24	2018/08/30	50.00
66432	J P Morgan SP BV – HSI R Bear CBBC Jun 2017 L	200,000,000	2017/03/24	2017/06/29	50.00
66453	J P Morgan SP BV – ICBC R Bull CBBC Jan 2018 B	100,000,000	2017/03/24	2018/01/19	25.00
66452	J P Morgan SP BV – Ping An R Bull CBBC Feb 2018 A	150,000,000	2017/03/24	2018/02/15	37.50
66459	J P Morgan SP BV – Sands China R Bull CBBC Jan 2018 A	150,000,000	2017/03/24	2018/01/19	37.50
66443	J P Morgan SP BV – Tencent R Bull CBBC Nov 2017 Q	40,000,000	2017/03/24	2017/11/17	10.00
66442	J P Morgan SP BV – Tencent R Bull CBBC Jan 2018 D	40,000,000	2017/03/24	2018/01/19	10.00
66455	J P Morgan SP BV – Tencent R Bear CBBC Apr 2018 A	40,000,000	2017/03/24	2018/04/20	12.80
66356	SG Issuer – HSI R Bull CBBC Aug 2018 L	200,000,000	2017/03/24	2018/08/30	50.00
66360	SG Issuer – HSI R Bull CBBC Sep 2018 F	200,000,000	2017/03/24	2018/09/27	50.00
66377	SG Issuer – HSI R Bull CBBC Sep 2018 G	200,000,000	2017/03/24	2018/09/27	50.00
66379	SG Issuer – HSI R Bull CBBC Oct 2018 E	200,000,000	2017/03/24	2018/10/30	50.00
66380	SG Issuer – HSI R Bull CBBC Oct 2018 F	200,000,000	2017/03/24	2018/10/30	50.00
66353	SG Issuer – HSI R Bear CBBC Jul 2017 P	200,000,000	2017/03/24	2017/07/28	50.00
66355	SG Issuer – HSI R Bear CBBC Aug 2017 S	200,000,000	2017/03/24	2017/08/30	50.00
66394	UBS AG – HKEX R Bull CBBC Sep 2017 H	40,000,000	2017/03/24	2017/09/05	10.00
66395	UBS AG – HKEX R Bull CBBC Sep 2017 I	40,000,000	2017/03/24	2017/09/11	10.00
66398	UBS AG – HKEX R Bull CBBC Sep 2017 J	40,000,000	2017/03/24	2017/09/20	10.00
66400	UBS AG – HSI R Bull CBBC Sep 2017 A	250,000,000	2017/03/24	2017/09/28	62.50
66401	UBS AG – HSI R Bull CBBC Sep 2017 Y	250,000,000	2017/03/24	2017/09/28	62.50
66399	UBS AG – HSI R Bull CBBC Nov 2017 L	200,000,000	2017/03/24	2017/11/29	50.00
66405	UBS AG – HSI R Bull CBBC Jan 2018 U	250,000,000	2017/03/24	2018/01/30	62.50
66383	UBS AG – HSI R Bear CBBC Jun 2017 C	250,000,000	2017/03/24	2017/06/29	62.50
66384	UBS AG – HSI R Bear CBBC Jun 2017 H	200,000,000	2017/03/24	2017/06/29	50.00
66385	UBS AG – HSI R Bear CBBC Jun 2017 I	200,000,000	2017/03/24	2017/06/29	50.00

MAIN BOARD CALLABLE BULL/BEAR CONTRACTS

Code	Callable Bull/Bear Contracts	No. of issue (units)	Listing date	Expiry	Amount raised (HK\$mil.)
66386	UBS AG – HSI R Bear CBBC Jun 2017 L	200,000,000	2017/03/24	2017/06/29	50.00
66388	UBS AG – HSI R Bear CBBC Jun 2017 M	200,000,000	2017/03/24	2017/06/29	50.00
66391	UBS AG – HSI R Bear CBBC Aug 2017 A	250,000,000	2017/03/24	2017/08/30	82.50
66406	UBS AG – Ping An R Bull CBBC Oct 2017 D	40,000,000	2017/03/24	2017/10/10	10.00
66574	BNP Paribas Arbit Issu B.V. – HSCEI R Bear CBBC Feb 2018 A	100,000,000	2017/03/27	2018/02/27	25.00
66575	BNP Paribas Arbit Issu B.V. – HSCEI R Bear CBBC Feb 2018 B	100,000,000	2017/03/27	2018/02/27	25.00
66576	BNP Paribas Arbit Issu B.V. – HSCEI R Bear CBBC Feb 2018 C	100,000,000	2017/03/27	2018/02/27	25.00
66509	BNP Paribas Arbit Issu B.V. – HSI R Bull CBBC Aug 2018 I	250,000,000	2017/03/27	2018/08/30	62.50
66510	BNP Paribas Arbit Issu B.V. – HSI R Bull CBBC Aug 2018 J	250,000,000	2017/03/27	2018/08/30	62.50
66512	BNP Paribas Arbit Issu B.V. – HSI R Bull CBBC Aug 2018 K	250,000,000	2017/03/27	2018/08/30	62.50
66468	BNP Paribas Arbit Issu B.V. – HSI R Bear CBBC Feb 2018 A	250,000,000	2017/03/27	2018/02/27	62.50
66466	BNP Paribas Arbit Issu B.V. – HSI R Bear CBBC Feb 2018 L	250,000,000	2017/03/27	2018/02/27	62.50
66467	BNP Paribas Arbit Issu B.V. – HSI R Bear CBBC Feb 2018 O	250,000,000	2017/03/27	2018/02/27	62.50
66635	Credit Suisse AG – China Mobile R Bull CBBC Dec 2017 D	50,000,000	2017/03/27	2017/12/08	12.50
66638	Credit Suisse AG – China Shenhua R Bull CBBC Dec 2017 D	50,000,000	2017/03/27	2017/12/15	12.50
66642	Credit Suisse AG – Geely Auto R Bear CBBC Dec 2017 D	50,000,000	2017/03/27	2017/12/14	12.50
66627	Credit Suisse AG – Galaxy Ent R Bull CBBC Jan 2018 A	50,000,000	2017/03/27	2018/01/18	12.50
66628	Credit Suisse AG – Galaxy Ent R Bear CBBC Dec 2017 D	50,000,000	2017/03/27	2017/12/08	12.50
66631	Credit Suisse AG – HKEX R Bull CBBC Dec 2017 E	50,000,000	2017/03/27	2017/12/14	12.50
66623	Credit Suisse AG – HSI R Bull CBBC Feb 2018 J	200,000,000	2017/03/27	2018/02/27	50.00
66624	Credit Suisse AG – HSI R Bull CBBC Feb 2018 K	200,000,000	2017/03/27	2018/02/27	50.00
66640	Credit Suisse AG – HSI R Bull CBBC Feb 2018 L	200,000,000	2017/03/27	2018/02/27	50.00
66614	Credit Suisse AG – HSI R Bear CBBC Jun 2017 B	200,000,000	2017/03/27	2017/06/29	50.00
66619	Credit Suisse AG – HSI R Bear CBBC Jun 2017 K	200,000,000	2017/03/27	2017/06/29	50.00
66613	Credit Suisse AG – HSI R Bear CBBC Jul 2017 M	200,000,000	2017/03/27	2017/07/28	50.00
66615	Credit Suisse AG – HSI R Bear CBBC Jul 2017 N	200,000,000	2017/03/27	2017/07/28	50.00
66622	Credit Suisse AG – HSI R Bear CBBC Jul 2017 O	200,000,000	2017/03/27	2017/07/28	54.00
66639	Credit Suisse AG – HSI R Bear CBBC Jul 2017 P	200,000,000	2017/03/27	2017/07/28	50.00
66641	Credit Suisse AG – HSI R Bear CBBC Jul 2017 Q	200,000,000	2017/03/27	2017/07/28	50.00
66620	Credit Suisse AG – HSI R Bear CBBC Aug 2017 J	200,000,000	2017/03/27	2017/08/30	50.00
66629	Credit Suisse AG – Tencent R Bull CBBC Jan 2018 F	50,000,000	2017/03/27	2018/01/19	12.50
66483	Bank of East Asia – China Mobile R Bull CBBC Mar 2018 A	40,000,000	2017/03/27	2018/03/08	10.00
66482	Bank of East Asia – China Shenhua R Bull CBBC Mar 2018 B	30,000,000	2017/03/27	2018/03/08	10.50
66480	Bank of East Asia – HKEX R Bull CBBC Mar 2018 A	40,000,000	2017/03/27	2018/03/08	10.00
66579	Goldman Sachs SP (Asia) – HSI R Bull CBBC Jan 2018 W	200,000,000	2017/03/27	2018/01/30	50.00
66580	Goldman Sachs SP (Asia) – HSI R Bull CBBC Jan 2018 X	200,000,000	2017/03/27	2018/01/30	50.00
66462	Goldman Sachs SP (Asia) – HSI R Bear CBBC Jun 2017 S	200,000,000	2017/03/27	2017/06/29	50.00
66463	Goldman Sachs SP (Asia) – HSI R Bear CBBC Jun 2017 T	200,000,000	2017/03/27	2017/06/29	50.00
66465	Goldman Sachs SP (Asia) – HSI R Bear CBBC Jun 2017 U	200,000,000	2017/03/27	2017/06/29	50.00
66525	HK Bank – China Mobile R Bull CBBC Dec 2017 C	50,000,000	2017/03/27	2017/12/15	12.50
66526	HK Bank – China Shenhua R Bull CBBC Dec 2017 A	40,000,000	2017/03/27	2017/12/22	14.00
66527	HK Bank – China Shenhua R Bull CBBC Dec 2017 B	40,000,000	2017/03/27	2017/12/15	10.00
66513	HK Bank – Geely Auto R Bull CBBC Dec 2017 E	40,000,000	2017/03/27	2017/12/22	10.00
66521	HK Bank – HKEX R Bull CBBC Dec 2017 H	50,000,000	2017/03/27	2017/12/22	12.50
66523	HK Bank – HKEX R Bull CBBC Dec 2017 I	50,000,000	2017/03/27	2017/12/15	12.50

MAIN BOARD CALLABLE BULL/BEAR CONTRACTS

Code	Callable Bull/Bear Contracts	No. of issue (units)	Listing date	Expiry	Amount raised (HK\$mil.)
66524	HK Bank – HSI R Bull CBBC Dec 2017 L	100,000,000	2017/03/27	2017/12/28	25.00
66517	HK Bank – Tencent R Bull CBBC Dec 2017 F	60,000,000	2017/03/27	2017/12/22	15.00
66519	HK Bank – Tencent R Bull CBBC Dec 2017 G	60,000,000	2017/03/27	2017/12/15	15.00
66477	Haitong Int'l Sec – Geely Auto R Bull CBBC Feb 2018 A	40,000,000	2017/03/27	2018/02/08	10.00
66474	Haitong Int'l Sec – HKEX R Bull CBBC Feb 2018 A	40,000,000	2017/03/27	2018/02/06	10.00
66478	Haitong Int'l Sec – HSBC R Bull CBBC Feb 2018 A	60,000,000	2017/03/27	2018/02/09	15.00
66476	Haitong Int'l Sec – SMIC R Bull CBBC Feb 2018 A	40,000,000	2017/03/27	2018/02/07	10.00
66473	Haitong Int'l Sec – Tencent R Bull CBBC Feb 2018 B	40,000,000	2017/03/27	2018/02/05	10.00
66607	J P Morgan SP BV – China Mobile R Bull CBBC Feb 2018 A	100,000,000	2017/03/27	2018/02/15	25.00
66611	J P Morgan SP BV – CUni R Bull CBBC Mar 2018 A	100,000,000	2017/03/27	2018/03/16	25.00
66603	J P Morgan SP BV – HKEX R Bull CBBC Feb 2018 B	40,000,000	2017/03/27	2018/02/15	10.00
66601	J P Morgan SP BV – HKEX R Bull CBBC Mar 2018 A	40,000,000	2017/03/27	2018/03/16	10.00
66605	J P Morgan SP BV – HKEX R Bear CBBC Mar 2018 A	40,000,000	2017/03/27	2018/03/16	10.80
66612	J P Morgan SP BV – HSCEI R Bull CBBC Jul 2018 A	100,000,000	2017/03/27	2018/07/30	25.00
66592	J P Morgan SP BV – HSI R Bull CBBC Feb 2018 X	200,000,000	2017/03/27	2018/02/27	66.00
66582	J P Morgan SP BV – HSI R Bull CBBC Mar 2018 D	200,000,000	2017/03/27	2018/03/28	50.00
66584	J P Morgan SP BV – HSI R Bull CBBC Aug 2018 E	200,000,000	2017/03/27	2018/08/30	50.00
66581	J P Morgan SP BV – HSI R Bear CBBC Jun 2017 M	200,000,000	2017/03/27	2017/06/29	50.00
66586	J P Morgan SP BV – HSI R Bear CBBC Jun 2017 N	200,000,000	2017/03/27	2017/06/29	50.00
66587	J P Morgan SP BV – HSI R Bear CBBC Jul 2017 Y	200,000,000	2017/03/27	2017/07/28	50.00
66589	J P Morgan SP BV – HSI R Bear CBBC Jul 2017 Z	200,000,000	2017/03/27	2017/07/28	66.00
66594	J P Morgan SP BV – Tencent R Bull CBBC Jan 2018 E	40,000,000	2017/03/27	2018/01/19	10.00
66595	J P Morgan SP BV – Tencent R Bull CBBC Feb 2018 A	40,000,000	2017/03/27	2018/02/15	10.00
66596	J P Morgan SP BV – Tencent R Bull CBBC Feb 2018 B	40,000,000	2017/03/27	2018/02/15	10.00
66597	J P Morgan SP BV – Tencent R Bear CBBC Mar 2018 B	40,000,000	2017/03/27	2018/03/16	12.00
66598	J P Morgan SP BV – Tencent R Bear CBBC Apr 2018 B	40,000,000	2017/03/27	2018/04/20	13.60
66479	Macquarie Bank Ltd. – Tencent R Bear CBBC Oct 2017 B	40,000,000	2017/03/27	2017/10/31	10.00
66486	SG Issuer – Galaxy R Bull CBBC Dec 2017 B	100,000,000	2017/03/27	2017/12/28	25.00
66487	SG Issuer – Galaxy R Bull CBBC Jan 2018 C	100,000,000	2017/03/27	2018/01/30	25.00
66491	SG Issuer – HKEX R Bull CBBC Dec 2017 E	100,000,000	2017/03/27	2017/12/28	25.00
66492	SG Issuer – HKEX R Bull CBBC Jan 2018 C	100,000,000	2017/03/27	2018/01/30	25.00
66493	SG Issuer – HKEX R Bull CBBC Jan 2018 D	100,000,000	2017/03/27	2018/01/30	25.00
66570	SG Issuer – HSI R Bull CBBC Aug 2018 M	200,000,000	2017/03/27	2018/08/30	50.00
66571	SG Issuer – HSI R Bull CBBC Sep 2018 H	200,000,000	2017/03/27	2018/09/27	50.00
66572	SG Issuer – HSI R Bull CBBC Sep 2018 I	200,000,000	2017/03/27	2018/09/27	50.00
66573	SG Issuer – HSI R Bull CBBC Oct 2018 G	200,000,000	2017/03/27	2018/10/30	50.00
66561	SG Issuer – HSI R Bear CBBC Jul 2017 Q	200,000,000	2017/03/27	2017/07/28	50.00
66562	SG Issuer – HSI R Bear CBBC Jul 2017 R	200,000,000	2017/03/27	2017/07/28	50.00
66563	SG Issuer – HSI R Bear CBBC Aug 2017 T	200,000,000	2017/03/27	2017/08/30	50.00
66564	SG Issuer – HSI R Bear CBBC Aug 2017 U	200,000,000	2017/03/27	2017/08/30	50.00
66565	SG Issuer – HSI R Bear CBBC Aug 2017 V	200,000,000	2017/03/27	2017/08/30	50.00
66567	SG Issuer – HSI R Bear CBBC Aug 2017 W	200,000,000	2017/03/27	2017/08/30	50.00
66496	SG Issuer – Tencent R Bull CBBC Dec 2017 C	100,000,000	2017/03/27	2017/12/28	25.00
66498	SG Issuer – Tencent R Bull CBBC Dec 2017 D	100,000,000	2017/03/27	2017/12/28	25.00
66500	SG Issuer – Tencent R Bull CBBC Dec 2017 E	100,000,000	2017/03/27	2017/12/28	25.00

MAIN BOARD CALLABLE BULL/BEAR CONTRACTS

Code	Callable Bull/Bear Contracts	No. of issue (units)	Listing date	Expiry	Amount raised (HK\$mil.)
66502	SG Issuer – Tencent R Bull CBBC Jan 2018 D	100,000,000	2017/03/27	2018/01/30	25.00
66503	SG Issuer – Tencent R Bull CBBC Jan 2018 E	100,000,000	2017/03/27	2018/01/30	25.00
66506	SG Issuer – Tencent R Bull CBBC Jan 2018 F	100,000,000	2017/03/27	2018/01/30	25.00
66577	UBS AG – China Mobile R Bull CBBC Sep 2017 A	40,000,000	2017/03/27	2017/09/25	10.00
66538	UBS AG – HSCEI R Bull CBBC Sep 2017 H	100,000,000	2017/03/27	2017/09/28	25.00
66540	UBS AG – HSCEI R Bull CBBC Sep 2017 I	100,000,000	2017/03/27	2017/09/28	25.00
66548	UBS AG – HSI R Bull CBBC Sep 2017 O	200,000,000	2017/03/27	2017/09/28	50.00
66550	UBS AG – HSI R Bull CBBC Sep 2017 X	250,000,000	2017/03/27	2017/09/28	62.50
66559	UBS AG – HSI R Bull CBBC Jan 2018 V	200,000,000	2017/03/27	2018/01/30	50.00
66560	UBS AG – HSI R Bull CBBC Jan 2018 W	250,000,000	2017/03/27	2018/01/30	62.50
66530	UBS AG – HSI R Bear CBBC Jun 2017 P	200,000,000	2017/03/27	2017/06/29	50.00
66537	UBS AG – HSI R Bear CBBC Jun 2017 Q	200,000,000	2017/03/27	2017/06/29	50.00
66531	UBS AG – HSI R Bear CBBC Jun 2017 T	250,000,000	2017/03/27	2017/06/29	62.50
66532	UBS AG – HSI R Bear CBBC Jun 2017 V	250,000,000	2017/03/27	2017/06/29	62.50
66543	UBS AG – Tencent R Bull CBBC Sep 2017 E	40,000,000	2017/03/27	2017/09/26	10.00
66544	UBS AG – Tencent R Bear CBBC Jul 2017 A	40,000,000	2017/03/27	2017/07/10	10.00
66547	UBS AG – Tencent R Bear CBBC Aug 2017 A	40,000,000	2017/03/27	2017/08/21	10.00
66646	BNP Paribas Arbit Issu B.V. – HSCEI R Bear CBBC Feb 2018 D	100,000,000	2017/03/28	2018/02/27	25.00
66643	BNP Paribas Arbit Issu B.V. – HSI R Bear CBBC Feb 2018 J	250,000,000	2017/03/28	2018/02/27	62.50
66768	Credit Suisse AG – BOCL R Bull CBBC Jan 2018 A	50,000,000	2017/03/28	2018/01/17	12.50
66772	Credit Suisse AG – China Mobile R Bull CBBC Dec 2017 E	50,000,000	2017/03/28	2017/12/29	12.50
66770	Credit Suisse AG – China Shenhua R Bull CBBC Jan 2018 B	50,000,000	2017/03/28	2018/01/12	12.50
66764	Credit Suisse AG – Geely Auto R Bull CBBC Dec 2017 F	50,000,000	2017/03/28	2017/12/08	12.50
66739	Credit Suisse AG – HSCEI R Bull CBBC Feb 2018 A	100,000,000	2017/03/28	2018/02/27	25.00
66731	Credit Suisse AG – HSI R Bull CBBC Sep 2017 H	300,000,000	2017/03/28	2017/09/28	75.00
66734	Credit Suisse AG – HSI R Bull CBBC Feb 2018 M	200,000,000	2017/03/28	2018/02/27	50.00
66733	Credit Suisse AG – HSI R Bull CBBC Aug 2018 A	200,000,000	2017/03/28	2018/08/30	50.00
66721	Credit Suisse AG – HSI R Bear CBBC Jul 2017 R	200,000,000	2017/03/28	2017/07/28	50.00
66723	Credit Suisse AG – HSI R Bear CBBC Jul 2017 S	200,000,000	2017/03/28	2017/07/28	50.00
66728	Credit Suisse AG – HSI R Bear CBBC Jul 2017 T	200,000,000	2017/03/28	2017/07/28	50.00
66729	Credit Suisse AG – HSI R Bear CBBC Aug 2017 K	150,000,000	2017/03/28	2017/08/30	37.50
66767	Credit Suisse AG – Ping An R Bull CBBC Dec 2017 B	50,000,000	2017/03/28	2017/12/07	12.50
66766	Credit Suisse AG – Tencent R Bull CBBC Jan 2018 G	50,000,000	2017/03/28	2018/01/12	12.50
66736	Goldman Sachs SP (Asia) – HSI R Bull CBBC Jan 2018 Z	200,000,000	2017/03/28	2018/01/30	50.00
66689	Goldman Sachs SP (Asia) – HSI R Bear CBBC Jun 2017 V	200,000,000	2017/03/28	2017/06/29	50.00
66690	Goldman Sachs SP (Asia) – HSI R Bear CBBC Jun 2017 W	200,000,000	2017/03/28	2017/06/29	50.00
66735	Goldman Sachs SP (Asia) – HSI R Bear CBBC Jun 2017 X	200,000,000	2017/03/28	2017/06/29	50.00
66693	HK Bank – Geely Auto R Bear CBBC Dec 2017 A	40,000,000	2017/03/28	2017/12/22	10.00
66696	HK Bank – HSI R Bull CBBC Oct 2017 U	100,000,000	2017/03/28	2017/10/30	25.00
66700	HK Bank – HSI R Bear CBBC Dec 2017 G	100,000,000	2017/03/28	2017/12/28	25.00
66701	HK Bank – HSI R Bear CBBC Dec 2017 H	200,000,000	2017/03/28	2017/12/28	50.00
66750	J P Morgan SP BV – Geely Auto R Bear CBBC Mar 2018 A	40,000,000	2017/03/28	2018/03/16	10.00
66755	J P Morgan SP BV – HKEX R Bull CBBC Apr 2018 A	40,000,000	2017/03/28	2018/04/20	10.00
66757	J P Morgan SP BV – HSI R Bull CBBC Jan 2018 A	200,000,000	2017/03/28	2018/01/30	50.00
66742	J P Morgan SP BV – HSI R Bull CBBC Mar 2018 E	200,000,000	2017/03/28	2018/03/28	50.00

MAIN BOARD CALLABLE BULL/BEAR CONTRACTS

Code	Callable Bull/Bear Contracts	No. of issue (units)	Listing date	Expiry	Amount raised (HK\$mil.)
66741	J P Morgan SP BV – HSI R Bull CBBC Aug 2018 F	200,000,000	2017/03/28	2018/08/30	50.00
66740	J P Morgan SP BV – HSI R Bear CBBC Jun 2017 O	200,000,000	2017/03/28	2017/06/29	50.00
66745	J P Morgan SP BV – HSI R Bear CBBC Jun 2017 P	200,000,000	2017/03/28	2017/06/29	50.00
66746	J P Morgan SP BV – HSI R Bear CBBC Jul 2017 H	200,000,000	2017/03/28	2017/07/28	50.00
66748	J P Morgan SP BV – HSI R Bear CBBC Jul 2017 P	200,000,000	2017/03/28	2017/07/28	58.00
66751	J P Morgan SP BV – Ping An R Bull CBBC Feb 2018 B	150,000,000	2017/03/28	2018/02/15	37.50
66756	J P Morgan SP BV – Tencent R Bull CBBC Apr 2018 A	40,000,000	2017/03/28	2018/04/20	10.00
66653	SG Issuer – AIA R Bull CBBC Jan 2018 B	100,000,000	2017/03/28	2018/01/30	25.00
66661	SG Issuer – CMob R Bull CBBC Dec 2017 D	100,000,000	2017/03/28	2017/12/28	25.00
66662	SG Issuer – CMob R Bull CBBC Jan 2018 A	100,000,000	2017/03/28	2018/01/30	25.00
66658	SG Issuer – CMob R Bear CBBC Oct 2017 A	100,000,000	2017/03/28	2017/10/30	25.00
66656	SG Issuer – China Life R Bull CBBC Jan 2018 B	40,000,000	2017/03/28	2018/01/30	10.00
66655	SG Issuer – China Life R Bear CBBC Sep 2017 C	40,000,000	2017/03/28	2017/09/28	16.80
66688	SG Issuer – CSA50 R Bull CBBC Jan 2018 A	40,000,000	2017/03/28	2018/01/30	10.00
66663	SG Issuer – Galaxy R Bear CBBC Sep 2017 E	100,000,000	2017/03/28	2017/09/28	25.00
66672	SG Issuer – HKEX R Bull CBBC Jan 2018 E	100,000,000	2017/03/28	2018/01/30	25.00
66792	SG Issuer – HSI R Bull CBBC Sep 2018 J	200,000,000	2017/03/28	2018/09/27	50.00
66794	SG Issuer – HSI R Bull CBBC Sep 2018 K	200,000,000	2017/03/28	2018/09/27	50.00
66795	SG Issuer – HSI R Bull CBBC Oct 2018 H	200,000,000	2017/03/28	2018/10/30	50.00
66782	SG Issuer – HSI R Bear CBBC Aug 2017 X	200,000,000	2017/03/28	2017/08/30	50.00
66787	SG Issuer – HSI R Bear CBBC Aug 2017 Y	200,000,000	2017/03/28	2017/08/30	50.00
66674	SG Issuer – Ping An R Bull CBBC Jan 2018 B	100,000,000	2017/03/28	2018/01/30	25.00
66683	SG Issuer – Sands R Bull CBBC Jan 2018 D	100,000,000	2017/03/28	2018/01/30	25.00
66687	SG Issuer – Tencent R Bull CBBC Jan 2018 G	100,000,000	2017/03/28	2018/01/30	25.00
66684	SG Issuer – Tencent R Bear CBBC Sep 2017 A	100,000,000	2017/03/28	2017/09/28	25.00
66685	SG Issuer – Tencent R Bear CBBC Oct 2017 B	100,000,000	2017/03/28	2017/10/30	25.00
66704	UBS AG – CC Bank R Bull CBBC Jan 2018 A	40,000,000	2017/03/28	2018/01/08	10.00
66706	UBS AG – HSI R Bull CBBC Jan 2018 X	200,000,000	2017/03/28	2018/01/30	50.00
66708	UBS AG – HSI R Bull CBBC Jan 2018 Y	200,000,000	2017/03/28	2018/01/30	50.00
66717	UBS AG – HSI R Bull CBBC Jan 2018 Z	250,000,000	2017/03/28	2018/01/30	62.50
66773	UBS AG – HSI R Bull CBBC Feb 2018 A	250,000,000	2017/03/28	2018/02/27	62.50
66703	UBS AG – HSI R Bear CBBC Jun 2017 A	250,000,000	2017/03/28	2017/06/29	62.50
66716	UBS AG – HSI R Bear CBBC Jun 2017 N	200,000,000	2017/03/28	2017/06/29	50.00
66709	UBS AG – HSI R Bear CBBC Jun 2017 S	200,000,000	2017/03/28	2017/06/29	50.00
66715	UBS AG – HSI R Bear CBBC Jun 2017 X	200,000,000	2017/03/28	2017/06/29	50.00
66705	UBS AG – Sands China R Bull CBBC Jan 2018 A	40,000,000	2017/03/28	2018/01/08	10.00
66819	BNP Paribas Arbit Issu B.V. – HSI R Bear CBBC Feb 2018 B	250,000,000	2017/03/29	2018/02/27	62.50
66831	Credit Suisse AG – HSI R Bull CBBC Feb 2018 N	200,000,000	2017/03/29	2018/02/27	50.00
66841	Credit Suisse AG – HSI R Bull CBBC Feb 2018 O	200,000,000	2017/03/29	2018/02/27	50.00
66845	Credit Suisse AG – HSI R Bull CBBC Feb 2018 P	150,000,000	2017/03/29	2018/02/27	37.50
66847	Credit Suisse AG – HSI R Bear CBBC Jul 2017 U	200,000,000	2017/03/29	2017/07/28	50.00
66848	Credit Suisse AG – HSI R Bear CBBC Jul 2017 V	200,000,000	2017/03/29	2017/07/28	50.00
66854	Credit Suisse AG – HSI R Bear CBBC Jul 2017 W	200,000,000	2017/03/29	2017/07/28	50.00
66850	Credit Suisse AG – HSI R Bear CBBC Aug 2017 L	150,000,000	2017/03/29	2017/08/30	37.50
66855	Goldman Sachs SP (Asia) – HSI R Bull CBBC Jan 2018 B	200,000,000	2017/03/29	2018/01/30	50.00

MAIN BOARD CALLABLE BULL/BEAR CONTRACTS

Code	Callable Bull/Bear Contracts	No. of issue (units)	Listing date	Expiry	Amount raised (HK\$mil.)
66857	Goldman Sachs SP (Asia) – HSI R Bull CBBC Jan 2018 C	200,000,000	2017/03/29	2018/01/30	50.00
66829	Goldman Sachs SP (Asia) – HSI R Bear CBBC Jun 2017 Y	200,000,000	2017/03/29	2017/06/29	50.00
66811	HK Bank – China Mobile R Bear CBBC Apr 2018 A	40,000,000	2017/03/29	2018/04/30	10.00
66797	HK Bank – Sinopec Corp R Bull CBBC Nov 2017 A	50,000,000	2017/03/29	2017/11/27	12.50
66813	HK Bank – CSOP A50 ETF R Bull CBBC Jan 2018 F	50,000,000	2017/03/29	2018/01/15	12.50
66814	HK Bank – A50 R Bull CBBC Jan 2018 F	50,000,000	2017/03/29	2018/01/15	12.50
66799	HK Bank – Galaxy Ent R Bear CBBC Jan 2018 E	40,000,000	2017/03/29	2018/01/22	10.00
66817	HK Bank – HSCEI R Bear CBBC Nov 2017 A	50,000,000	2017/03/29	2017/11/29	12.50
66815	HK Bank – HSI R Bear CBBC Sep 2017 H	100,000,000	2017/03/29	2017/09/28	25.00
66816	HK Bank – HSI R Bear CBBC Oct 2017 M	100,000,000	2017/03/29	2017/10/30	25.00
66809	HK Bank – Sands China R Bear CBBC Apr 2018 A	40,000,000	2017/03/29	2018/04/30	10.00
66798	HK Bank – Tencent R Bear CBBC Jan 2018 B	40,000,000	2017/03/29	2018/01/15	16.00
66910	J P Morgan SP BV – HSI R Bull CBBC Mar 2018 F	200,000,000	2017/03/29	2018/03/28	50.00
66909	J P Morgan SP BV – HSI R Bull CBBC Aug 2018 G	200,000,000	2017/03/29	2018/08/30	50.00
66912	J P Morgan SP BV – HSI R Bear CBBC Jun 2017 Q	200,000,000	2017/03/29	2017/06/29	50.00
66913	J P Morgan SP BV – HSI R Bear CBBC Jun 2017 R	200,000,000	2017/03/29	2017/06/29	50.00
66921	SG Issuer – HSI R Bull CBBC Sep 2018 L	200,000,000	2017/03/29	2018/09/27	50.00
66915	SG Issuer – HSI R Bear CBBC Jul 2017 T	200,000,000	2017/03/29	2017/07/28	50.00
66920	SG Issuer – HSI R Bear CBBC Aug 2017 A	200,000,000	2017/03/29	2017/08/30	50.00
66916	SG Issuer – HSI R Bear CBBC Aug 2017 Z	200,000,000	2017/03/29	2017/08/30	50.00
66890	UBS AG – HKEX R Bull CBBC Oct 2017 E	50,000,000	2017/03/29	2017/10/23	12.50
66892	UBS AG – HKEX R Bull CBBC Nov 2017 C	50,000,000	2017/03/29	2017/11/13	12.50
66895	UBS AG – HKEX R Bull CBBC Nov 2017 D	50,000,000	2017/03/29	2017/11/20	12.50
66862	UBS AG – HSI R Bull CBBC Jan 2018 A	250,000,000	2017/03/29	2018/01/30	62.50
66864	UBS AG – HSI R Bull CBBC Jan 2018 B	200,000,000	2017/03/29	2018/01/30	50.00
66861	UBS AG – HSI R Bull CBBC Feb 2018 B	200,000,000	2017/03/29	2018/02/27	50.00
66867	UBS AG – HSI R Bull CBBC Feb 2018 C	250,000,000	2017/03/29	2018/02/27	62.50
66876	UBS AG – HSI R Bear CBBC Jun 2017 U	250,000,000	2017/03/29	2017/06/29	62.50
66887	UBS AG – HSI R Bear CBBC Jun 2017 W	250,000,000	2017/03/29	2017/06/29	62.50
66870	UBS AG – HSI R Bear CBBC Jul 2017 E	200,000,000	2017/03/29	2017/07/28	50.00
66873	UBS AG – HSI R Bear CBBC Jul 2017 F	200,000,000	2017/03/29	2017/07/28	50.00
66886	UBS AG – HSI R Bear CBBC Jul 2017 G	250,000,000	2017/03/29	2017/07/28	62.50
66954	Credit Suisse AG – Geely Auto R Bull CBBC Jan 2018 B	50,000,000	2017/03/30	2018/01/05	12.50
66952	Credit Suisse AG – HSI R Bull CBBC Aug 2018 B	200,000,000	2017/03/30	2018/08/30	50.00
66938	Credit Suisse AG – HSI R Bear CBBC Jul 2017 X	200,000,000	2017/03/30	2017/07/28	50.00
66942	Credit Suisse AG – HSI R Bear CBBC Sep 2017 B	300,000,000	2017/03/30	2017/09/28	75.00
66946	Credit Suisse AG – Tencent R Bear CBBC Dec 2017 A	50,000,000	2017/03/30	2017/12/07	12.50
66989	Goldman Sachs SP (Asia) – HSI R Bull CBBC Feb 2018 H	200,000,000	2017/03/30	2018/02/27	50.00
66991	Goldman Sachs SP (Asia) – HSI R Bear CBBC Jul 2017 Q	200,000,000	2017/03/30	2017/07/28	50.00
66932	HK Bank – Galaxy Ent R Bull CBBC Jan 2018 D	80,000,000	2017/03/30	2018/01/15	20.00
66933	HK Bank – Link REIT R Bull CBBC Jul 2018 A	40,000,000	2017/03/30	2018/07/31	10.00
66934	HK Bank – Sands China R Bull CBBC Mar 2018 E	80,000,000	2017/03/30	2018/03/01	20.00
66981	J P Morgan SP BV – HSI R Bull CBBC Feb 2018 Y	200,000,000	2017/03/30	2018/02/27	50.00
66979	J P Morgan SP BV – HSI R Bear CBBC Jun 2017 S	200,000,000	2017/03/30	2017/06/29	50.00
66983	J P Morgan SP BV – HSI R Bear CBBC Jun 2017 T	200,000,000	2017/03/30	2017/06/29	50.00

MAIN BOARD CALLABLE BULL/BEAR CONTRACTS

Code	Callable Bull/Bear Contracts	No. of issue (units)	Listing date	Expiry	Amount raised (HK\$mil.)
66922	SG Issuer – AIA R Bear CBBC Oct 2017 A	100,000,000	2017/03/30	2017/10/30	25.00
66928	SG Issuer – Geely Auto R Bull CBBC Dec 2017 B	40,000,000	2017/03/30	2017/12/28	10.00
66925	SG Issuer – Geely Auto R Bear CBBC Oct 2017 A	40,000,000	2017/03/30	2017/10/30	10.00
66929	SG Issuer – HSBC R Bear CBBC Nov 2017 B	100,000,000	2017/03/30	2017/11/29	25.00
66993	SG Issuer – HSI R Bull CBBC Sep 2018 M	200,000,000	2017/03/30	2018/09/27	50.00
66994	SG Issuer – HSI R Bull CBBC Oct 2018 I	200,000,000	2017/03/30	2018/10/30	50.00
66992	SG Issuer – HSI R Bear CBBC Jul 2017 E	200,000,000	2017/03/30	2017/07/28	50.00
66930	SG Issuer – Tencent R Bear CBBC Sep 2017 B	100,000,000	2017/03/30	2017/09/28	25.00
66955	UBS AG – HSI R Bull CBBC Aug 2017 W	250,000,000	2017/03/30	2017/08/30	62.50
66956	UBS AG – HSI R Bear CBBC Jun 2017 R	250,000,000	2017/03/30	2017/06/29	62.50
66966	UBS AG – HSI R Bear CBBC Jun 2017 Y	250,000,000	2017/03/30	2017/06/29	62.50
66972	UBS AG – HSI R Bear CBBC Jun 2017 Z	200,000,000	2017/03/30	2017/06/29	50.00
66978	UBS AG – HSI R Bear CBBC Jul 2017 H	200,000,000	2017/03/30	2017/07/28	50.00
67010	Credit Suisse AG – CUni R Bull CBBC Jan 2018 B	50,000,000	2017/03/31	2018/01/18	12.50
67009	Credit Suisse AG – CNOOC R Bull CBBC Dec 2017 B	50,000,000	2017/03/31	2017/12/21	12.50
67011	Credit Suisse AG – HSI R Bull CBBC Feb 2018 Q	200,000,000	2017/03/31	2018/02/27	50.00
67004	Credit Suisse AG – HSI R Bear CBBC Jul 2017 Y	200,000,000	2017/03/31	2017/07/28	50.00
67005	Credit Suisse AG – HSI R Bear CBBC Jul 2017 Z	200,000,000	2017/03/31	2017/07/28	50.00
67015	Bank of East Asia – Galaxy Ent R Bull CBBC Dec 2017 G	18,000,000	2017/03/31	2017/12/28	10.08
67017	Bank of East Asia – Ping An R Bull CBBC Dec 2017 F	16,000,000	2017/03/31	2017/12/28	10.40
67019	Bank of East Asia – Tencent R Bull CBBC Dec 2017 H	40,000,000	2017/03/31	2017/12/28	10.00
67020	Bank of East Asia – Tencent R Bull CBBC Dec 2017 I	40,000,000	2017/03/31	2017/12/28	10.00
67001	Goldman Sachs SP (Asia) – HSI R Bull CBBC Jan 2018 D	200,000,000	2017/03/31	2018/01/30	50.00
67003	Goldman Sachs SP (Asia) – HSI R Bear CBBC Jul 2017 R	200,000,000	2017/03/31	2017/07/28	50.00
66996	HK Bank – HSI R Bear CBBC Nov 2017 I	100,000,000	2017/03/31	2017/11/29	25.00
67025	J P Morgan SP BV – CUni R Bull CBBC Jan 2018 B	60,000,000	2017/03/31	2018/01/19	15.00
67024	J P Morgan SP BV – CNOOC R Bull CBBC Feb 2018 B	80,000,000	2017/03/31	2018/02/15	20.00
67026	J P Morgan SP BV – Sinopec Corp R Bull CBBC Feb 2018 A	100,000,000	2017/03/31	2018/02/15	25.00
67029	J P Morgan SP BV – HSI R Bull CBBC Feb 2018 Z	200,000,000	2017/03/31	2018/02/27	50.00
67032	J P Morgan SP BV – HSI R Bear CBBC Jul 2017 R	200,000,000	2017/03/31	2017/07/28	50.00
67023	SG Issuer – HSI R Bull CBBC Aug 2018 N	200,000,000	2017/03/31	2018/08/30	50.00
67022	SG Issuer – HSI R Bear CBBC Jul 2017 G	200,000,000	2017/03/31	2017/07/28	50.00
67012	UBS AG – HSI R Bull CBBC Dec 2017 R	200,000,000	2017/03/31	2017/12/28	50.00
67013	UBS AG – HSI R Bear CBBC Jul 2017 I	250,000,000	2017/03/31	2017/07/28	62.50
67014	UBS AG – HSI R Bear CBBC Jul 2017 J	250,000,000	2017/03/31	2017/07/28	62.50
Total					90,548.83

Further issue

DR/ELI/TRADING ONLY STOCKS TRADING STATISTICS

Depository Receipt Trading Statistics

		No. of issues	Turnover value (HK\$mil.)
2016	Q1	4	29.99
	Q2	4	54.20
	Q3	2	22.02
	Q4	2	12.84
2017	Q1	2	15.32

Equity Linked Instrument Trading Statistics

		No. of issues	Turnover value (HK\$mil.)
2016	Q1	-	-
	Q2	-	-
	Q3	-	-
	Q4	-	-
2017	Q1	-	-

NASDAQ Stocks

		No. of issues	Turnover value (HK\$mil.)
2016	Q1	6	0.04
	Q2	6	0.10
	Q3	6	0.29
	Q4	6	0.03
2017	Q1	6	0.00

iShares

		No. of issues	Turnover value (HK\$mil.)
2016	Q1	2	-
	Q2	2	-
	Q3	2	-
	Q4	2	-
2017	Q1	2	-

GEM EQUITIES

Equity Turnover – GEM

		Share (mil. shs)	Value (HK\$mil.)	No. of deals
2016	Q1	85,420.86	25,666.83	730,890
	Q2	107,905.65	31,516.06	917,745
	Q3	135,466.80	32,617.31	1,028,333
	Q4	101,583.21	26,606.56	769,681
2017	Q1	97,529.59	28,022.82	829,314

Equity Trading Statistics – GEM

		No. of trading days	Average daily turnover (HK\$mil.)	Average value per deal
2016	Q1	59	435.03	35,117
	Q2	62	508.32	34,341
	Q3	63	517.74	31,719
	Q4	61	436.17	34,568
2017	Q1	62	451.98	33,790

20 Most Advanced GEM Stocks

for 1st quarter 2017

Rank	Code	Stock	Closing price		% up
			End of Mar 2017	End of Dec 2016	
1	08352	SING ON HLDGS	10.820	4.550	137.80
2	08059	GLORY FLAME	0.800	0.385	107.79
3	08156	CHINA VANGUARD	0.660	0.325	103.08
4	08173	UNION ASIA ENT	0.027	0.014	92.86
5	08027	KPM HOLDING	0.900	0.510	76.47
6	08102	LI BAO GE GP	5.990	3.600	66.39
7	08046	HENG XIN CHINA	0.074	0.046	60.87
8	08137	HONBRIDGE	1.030	0.650	58.46
9	08058	LUOXIN PHARMA	16.340	10.580	54.44
10	08093	ODELLALEATHER	1.550	1.010	53.47
11	08166	CHINA ECO-FARM	0.167	0.113	47.79
12	08018	FINSOFT FIN	0.295	0.203	45.32
13	08190	COMBEST HOLD	0.179	0.126	42.06
14	08248	FDB HOLDINGS	0.335	0.236	41.95
15	08258	NW INDUSTRY	0.375	0.265	41.51
16	08318	CHING LEE	0.470	0.340	38.24
17	08071	CH NETCOMTECH	0.120	0.087	37.93
18	08366	FRASER HLDGS	0.206	0.150	37.33
19	08049	JILIN CHANGLONG	2.190	1.620	35.19
20	08301	MINGWAH HI TECH	1.020	0.760	34.21

A Adjusted

GEM EQUITIES

20 Most Declined GEM Stocks

for 1st quarter 2017

Rank	Code	Stock	Closing price		% down
			End of Mar 2017	End of Dec 2016	
1	08411	K W NELSON GP	0.180	5.550	-96.76
2	08052	LUK HING ENT	0.147	1.800	-91.83
3	08127	SEASON PACIFIC	2.300	13.460	-82.91
4	08262	SUPER STRONG	0.350	1.930	-81.87
5	08218	ECHO INT HOLD	0.400	1.270	-68.50
6	08272	C FOOD&BEV GP	0.031	0.095	-67.37
7	08087	CHINA 33MEDIA	0.043	0.113	-61.95
8	08081	IE CHINA	0.042	0.107	-60.75
9	08356	CNC HOLDINGS	0.078	0.169	-53.85
10	08315	KING FORCE GP	0.024	0.044	-45.45
11	08340	VINCO FINANCIAL	0.790	1.440	-45.14
12	08360	AL GROUP	0.240	0.385	-37.66
13	08062	EFT SOLUTIONS	0.290	0.455	-36.26
14	08089	CHINESE STRAT	0.154	0.235	-34.47
15	08228	NATIONAL ARTS	0.142	0.212	-33.02
16	08153	CODE AGRI	0.700	1.030	-32.04
17	08186	IR RESOURCES	0.200	0.290 A	-31.03
18	08060	GLOBAL LINK	0.168	0.243	-30.86
19	08133	JETE POWER	0.270	0.385	-29.87
20	08353	ANACLE	0.390	0.540	-27.78

A Adjusted

GEM EQUITIES

20 Most Active GEM Stocks by Value

for 1st quarter 2017

Rank	Code	Stock	Turnover (HK\$mil.)	% of total
1	08207	CREDIT CHINA	2,037.88	7.27
2	08188	GME GROUP	1,290.97	4.61
3	08133	JETE POWER	903.83	3.23
4	08058	LUOXIN PHARMA	614.68	2.19
5	08059	GLORY FLAME	613.21	2.19
6	08127	SEASON PACIFIC	451.46	1.61
7	08279	AGTECH HOLDINGS	451.05	1.61
8	08083	INNOVATIONPAY	448.39	1.60
9	08417	DADI EDU	435.94	1.56
10	08200	SAU SAN TONG	428.73	1.53
11	08081	IE CHINA	425.90	1.52
12	08331	FS NONMETAL	420.66	1.50
13	08087	CHINA 33MEDIA	413.89	1.48
14	08217	LUEN WONG GP	389.38	1.39
15	08102	LI BAO GE GP	373.36	1.33
16	08078	HMV DIGIT CHINA	366.17	1.31
17	08158	CRMI	354.50	1.27
18	08138	TONGRENTANGCM	351.61	1.25
19	08069	WWPKG HOLDINGS	344.64	1.23
20	08432	BAR PACIFIC	342.23	1.22
Total			11,458.49	40.89

GEM EQUITIES

20 Most Active GEM Stock by Shares

for 1st quarter 2017

Rank	Code	Stock	Turnover (mil. shs)	% of total
1	08272	C FOOD&BEV GP	7,976.64	8.18
2	08087	CHINA 33MEDIA	6,315.79	6.48
3	08315	KING FORCE GP	6,189.03	6.35
4	08081	IE CHINA	5,498.34	5.64
5	08171	CHINA TRENDS	5,103.86	5.23
6	08238	WINTO GROUP	4,982.92	5.11
7	08195	L&A INTL HOLD	4,256.12	4.36
8	08200	SAU SAN TONG	4,060.23	4.16
9	08133	JETE POWER	2,067.69	2.12
10	08207	CREDIT CHINA	2,018.94	2.07
11	08086	DX.COM HOLDINGS	1,649.91	1.69
12	08188	GME GROUP	1,296.97	1.33
13	08158	CRMI	1,294.18	1.33
14	08173	UNION ASIA ENT	1,245.84	1.28
15	08166	CHINA ECO-FARM	1,236.68	1.27
16	08047	CHINAOCEAN FISH	1,075.13	1.10
17	08078	HMV DIGIT CHINA	1,060.45	1.09
18	08411	K W NELSON GP	997.33	1.02
19	08059	GLORY FLAME	984.73	1.01
20	08021	WLS HOLDINGS	931.16	0.95
Total			60,241.94	61.77

GEM EQUITIES

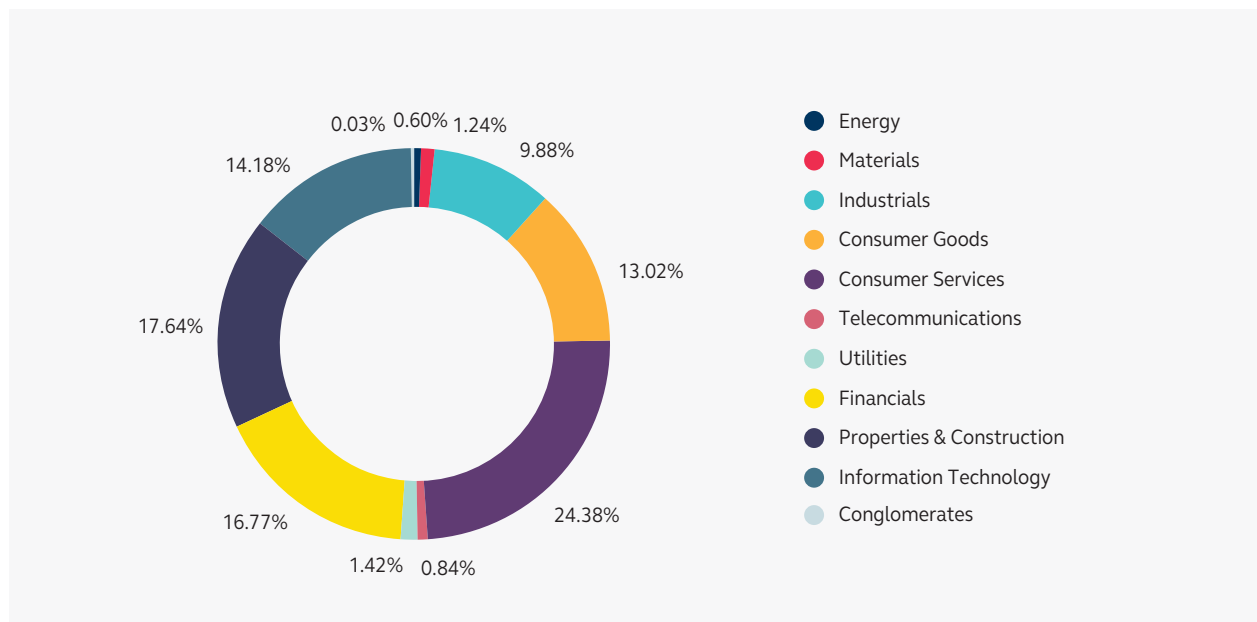
Market Capitalisation of Listed Companies for GEM

as at the quarter end

		HK\$mil.
2016	Q1	248,978.34
	Q2	266,315.62
	Q3	277,457.32
	Q4	310,871.86
2017	Q1	324,082.25

Market Capitalisation by Hang Seng Industry Classification System* – GEM

Quarter-end figures



* Hang Seng Industry Classification System (HSICS) is provided by Hang Seng Indexes Company Limited.

Note: New Hang Seng Industry Classification System took effect on 9 September 2013.

GEM EQUITIES

50 Leading Companies by Market Capitalisation – GEM

as at the 1st quarter end 2017

Rank	Company	Market capitalisation (HK\$mil.)	% of market total
1	08217 Luen Wong Group Holdings Ltd.	23,712.00	7.32
2	08207 Credit China FinTech Holdings Ltd.	22,804.57	7.04
3	08279 AGTech Holdings Ltd.	15,876.46	4.90
4	08321 Tai Kam Holdings Ltd.	10,400.00	3.21
5	08008 Sunevision Holdings Ltd.	9,498.52	2.93
6	08221 PF Group Holdings Ltd.	8,760.00	2.70
7	08138 Beijing Tong Ren Tang Chinese Medicine Co. Ltd.	8,722.58	2.69
8	08137 Honbridge Holdings Ltd.	8,097.68	2.50
9	08032 Viva China Holdings Ltd.	8,063.21	2.49
10	08057 Madison Wine Holdings Ltd.	8,000.00	2.47
11	08352 Sing On Holdings Ltd.	7,271.04	2.24
12	08265 Powerwell Pacific Holdings Ltd.	6,686.94	2.06
13	08407 China Industrial Securities Int'l Financial Group Ltd.	5,040.00	1.56
14	08102 Li Bao Ge Group Ltd.	4,792.00	1.48
15	08158 China Regenerative Medicine International Ltd.	4,660.23	1.44
16	08078 HMV Digital China Group Ltd.	3,522.87	1.09
17	08083 China Innovationpay Group Ltd.	3,476.61	1.07
18	08176 SkyNet Group Ltd.	3,414.15	1.05
19	08283 Zheng Li Holdings Ltd.	3,150.00	0.97
20	08167 Neo Telemedia Ltd.	3,144.52	0.97
21	08237 Link Holdings Ltd.	3,141.00	0.97
22	08193 GreaterChina Professional Services Ltd.	3,060.52	0.94
23	08027 KPM Holding Ltd.	2,880.00	0.89
24	08021 WLS Holdings Ltd.	2,796.00	0.86
25	08058 Shandong Luoxin Pharmaceutical Group Stock Co., Ltd. – H Shs	2,688.91	0.83
26	08005 Yuxing InfoTech Investment Holdings Ltd.	2,596.45	0.80
27	08361 China Parenting Network Holdings Ltd.	2,523.13	0.78
28	08261 Haitian Energy International Ltd.	2,466.72	0.76
29	08416 HM International Holdings Ltd.	2,460.00	0.76
30	08370 Zhi Sheng Group Holdings Ltd.	2,398.60	0.74
31	08127 Season Pacific Holdings Ltd.	2,300.00	0.71
32	08432 Bar Pacific Group Holdings Ltd.	2,141.40	0.66
33	08156 China Vanguard Group Ltd.	2,134.72	0.66
34	08172 Lajin Entertainment Network Group Ltd.	2,104.57	0.65
35	08417 Dadi Education Holdings Ltd.	2,100.48	0.65
36	08325 China Smartpay Group Holdings Ltd.	2,060.24	0.64
37	08326 Tonking New Energy Group Holdings Ltd.	1,799.60	0.56
38	08233 CIG Yangtze Ports PLC	1,742.32	0.54
39	08295 ZZ Capital International Ltd.	1,739.74	0.54
40	08029 Sun International Resources Ltd.	1,725.34	0.53
41	08090 China Assurance Finance Group Ltd.	1,708.48	0.53
42	08310 Dafeng Port Heshun Technology Co. Ltd.	1,648.64	0.51
43	08030 Flying Financial Service Holdings Ltd.	1,644.86	0.51
44	08215 First Credit Finance Group Ltd.	1,596.67	0.49
45	08016 Changhong Jiahua Holdings Ltd.	1,585.57	0.49
46	08245 On Real International Holdings Ltd.	1,459.20	0.45
47	08097 Pinestone Captial Ltd.	1,448.45	0.45
48	08316 Pak Wing Group (Holdings) Ltd.	1,440.00	0.44
49	08012 World-Link Logistics (Asia) Holding Ltd.	1,305.60	0.40
50	08246 Northern New Energy Holdings Ltd.	1,253.15	0.39
Total		231,043.72	71.29
Market Total		324,082.25	100.00

GEM EQUITIES

New Listing Statistics – equities for GEM

		No. of newly listed companies	Funds raised (HK\$mil.)
2016	Q1	6	344.80
	Q2	9	801.32
	Q3	10	775.30
	Q4	20	2,669.32
2017	Q1	19	1,324.56

Newly Listed Companies for GEM

for 1st quarter 2017

Code	Company	Listing date	No. of issued shares	Funds raised (HK\$mil.)
08091	OOH Holdings Ltd.	2017/01/05	720,000,000	48.60
08221	PF Group Holdings Ltd.	2017/01/06	2,000,000,000	75.00
08358	Miricor Enterprises Holdings Ltd.	2017/01/10	400,000,000	80.00
08432	Bar Pacific Group Holdings Ltd.	2017/01/11	860,000,000	62.35
08416	HM International Holdings Ltd.	2017/01/11	400,000,000	60.00
08415	LKS Holding Group Ltd.	2017/01/12	1,120,000,000	71.40
08069	WWPKG Holdings Co. Ltd.	2017/01/12	400,000,000	80.00
08341	Aeso Holding Ltd.	2017/01/13	200,000,000	42.00
08349	MEIGU Technology Holding Group Ltd.	2017/01/13	400,000,000	35.00
08370	Zhi Sheng Group Holdings Ltd.	2017/01/20	670,000,000	83.08
08428	CBK Holdings Ltd.	2017/02/15	1,200,000,000	75.00
08417	Dadi Education Holdings Ltd.	2017/02/16	1,750,400,000	148.78
08188	GME Group Holdings Ltd.	2017/02/22	500,000,000	67.50
08013	ECI Technology Holdings Ltd.	2017/03/10	1,600,000,000	60.00
08423	Chi Ho Development Holdings Ltd.	2017/03/13	800,000,000	80.10
08425	Hing Ming Holdings Ltd.	2017/03/15	400,000,000	75.00
08421	Winson Holdings Hong Kong Ltd.	2017/03/16	600,000,000	63.00
08442	SG Group Holdings Ltd.	2017/03/21	32,000,000	46.00
08439	Somerley Capital Holdings Ltd.	2017/03/28	135,000,000	71.75
Total				1,324.56

Withdrawal of Listed Companies – GEM

for 1st quarter 2017

Code	Company	Last trading date	Delisted date
08096	Ruifeng Petroleum Chemical Holdings Ltd.	2013/03/28	2017/02/06
08216	Bamboos Health Care Holdings Ltd. *	2017/02/28	2017/03/01 §

* Transfers of listing from GEM to Main Board pursuant to the revised Rule 9.24 of the GEM Listing Rules and to the new Chapter 9A of the Main Board Listing Rules effective from 1 July 2008.

§ Effective date of the transfer of listing from GEM to Main Board.

GEM EQUITIES

Company Name Changes for GEM

for 1st quarter 2017

Code	Old name	New name	Effective date	Adoption date
08249	Ningbo WanHao Holdings Co. Ltd. - H Shares	Zhejiang RuiYuan Intelligent Control Technology Co. Ltd-H Sh	2016/12/15	2017/01/11
08120	China Demeter Investments Ltd.	China Demeter Financial Investments Ltd.	2016/12/05	2017/01/13
08125	Kate China Holdings Ltd.	Royal Century Resources Holdings Ltd.	2017/02/17	2017/03/01

Bonus Issues / Bonus Warrants for GEM

for 1st quarter 2017

Code	Company	Particulars	Ex-date
08078	HMV Digital China Group Ltd.	1 for 1	2017/02/06

Share Split / Consolidation for GEM

for 1st quarter 2017

Code	Company	Particulars	Effective date
08186	IR Resources Ltd.	Consolidation 5 into 1	2017/01/13
08066	Phoenitron Holdings Ltd.	Consolidation 10 into 1	2017/01/19
08051	CircuTech International Holdings Ltd.	Consolidation 50 into 1	2017/02/06
08203	Kaisun Energy Group Ltd.	Consolidation 10 into 1	2017/02/16

Rights Issues & Open Offers for GEM

for 1st quarter 2017

Month	Code	Company	Ratio	Funds raised (HK\$mil.)
Jan	08203	Kaisun Energy Group Ltd.	Rts 1 for 2 @\$0.048	90.44
Feb	08100	GET Holdings Ltd.	Rts 1 for 2 @\$0.52	77.04
	08201	PPS International (Holdings) Ltd.	Rts 1 for 2 @\$0.054	48.60
	08363	SDM Group Holdings Ltd.	Open offer 1 for 2 @\$0.40	40.48
	08226	Sunrise (China) Technology Group Ltd.	Open offer 1 for 2 @\$0.14	114.66
	08165	Jian ePayment Systems Ltd.	Rts 1 for 8 @\$0.086	22.21
	08200	Sau San Tong Holdings Ltd.	Rts 2 for 1 @\$0.10	364.23
Total				757.66

GEM EQUITIES

Placing*

Month	Code	Company	No. of new shares placed	Placing price (HK\$)	Funds raised (HK\$mil.)
2017					
Jan	08148	AURUM PACIFIC	181,440,000	0.1600	29.03
	08368	CREATIVE CHINA	200,000,000	0.2650	53.00
	08022	EVERSHINE GP	100,000,000	0.4200	42.00
	08179	FOOD IDEA	159,744,000	0.1440	23.00
	08192	GLOBAL ENERGY	115,153,225	0.3290	37.89
	08085	HK LIFE SCI	948,064,000	0.1300	123.25
	08256	NETEL	12,000,000	0.1000	1.20
	Feb	08095	BEIDA JADE BIRD	96,960,000	1.4300
08018		FINSOFT FIN	210,090,000	0.1460	30.67
08019		HAO WEN HLDGS	357,740,000	0.1250	44.72
08186		IR RESOURCES	138,540,000	0.2000	27.71
08001		ORIENTSEC INT	18,000,000	0.6100	10.98
Mar	08182	CHINA CANDY	268,000,000	0.1480	39.66
	08078	HMV DIGIT CHINA	490,200,000	0.2500	122.55
	08315	KING FORCE GP	553,153,409	0.0220	12.17
	08300	ROYALCATERING	202,800,000	0.1500	30.42
	08082	SAGE INT'L GP	165,000,000	0.1600	26.40
Total					793.30

* Due to the reporting time-lag, placing figures for the quarter are provisional.

GEM WARRANTS

Warrant Trading and Market Value Statistics – GEM

		Number	Turnover value (HK\$mil.)	Market value (HK\$mil.)
2016	Q1	2	2.64	99.62
	Q2	2	31.57	72.78
	Q3	1	5.98	62.92
	Q4	1	2.54	62.90
2017	Q1	1	0.54	62.85

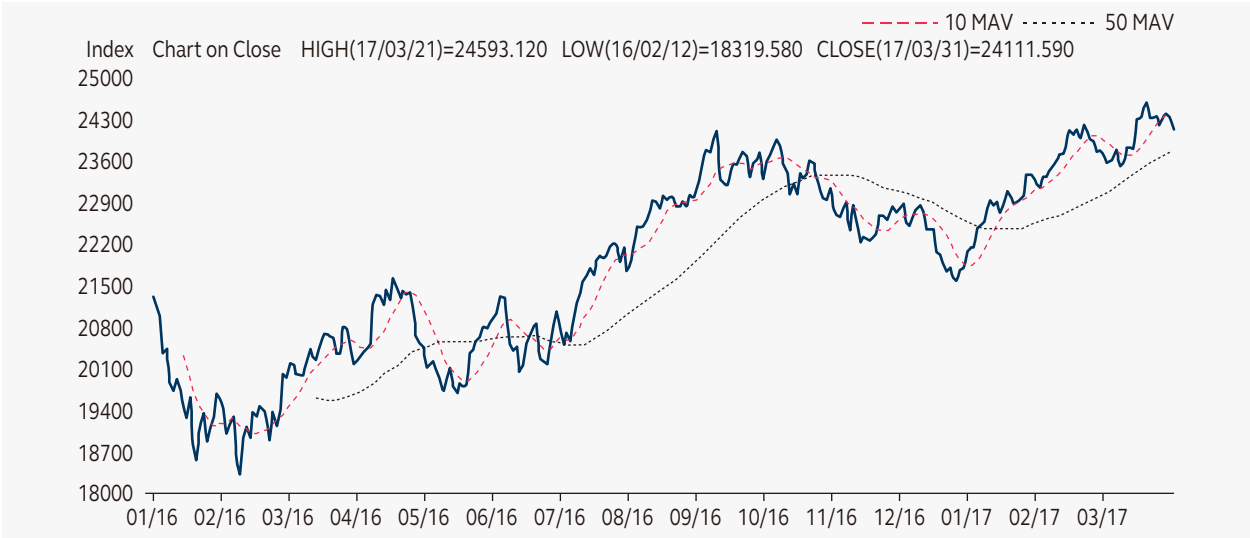
Newly Listed Equity GEM Warrants

for 1st quarter 2017

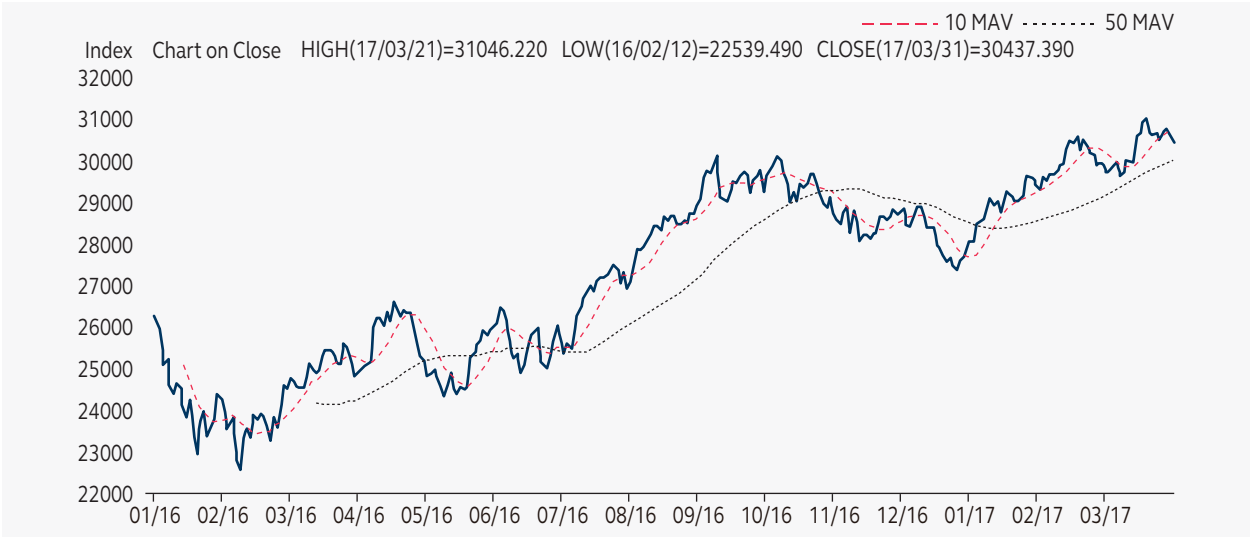
Code	Equity warrants	Initial issued amount (HK)	Listing date	Expiry	Amount raised (HK\$mil.)
	Nil				
Total					-

STOCK MARKET INDICES

Hang Seng Index



S&P/HKEX LargeCap Index



S&P/HKEX GEM Index



STOCK MARKET INDICES

Hong Kong Stock Market Indices

Index	End of Mar 2017 Close	End of Dec 2016 Close	Change %
S&P/HKEX LargeCap Index	30437.39	27926.13	+ 8.99%
S&P/HKEX GEM Index	346.92	358.53	- 3.24%
HANG SENG INDEX	24111.59	22000.56	+ 9.60%
SECTORIAL INDICES			
Finance	32696.38	30308.31	+ 7.88%
Utilities	54250.48	50037.47	+ 8.42%
Properties	33316.25	28991.74	+ 14.92%
Commerce & Industry	14241.47	12884.63	+ 10.53%
HANG SENG CHINA-AFFILIATED CORPORATIONS INDEX	3938.32	3587.99	+ 9.76%
HANG SENG CHINA ENTERPRISES INDEX	10273.67	9394.87	+ 9.35%

STOCK MARKET INDICES

World Indices

Index	End of Mar 2017 Close	End of Dec 2016 Close	Change %
HONG KONG			
S&P/HKEX LargeCap Index	30437.39	27926.13	+ 8.99%
Hang Seng Index	24111.59	22000.56	+ 9.60%
AUSTRALIA			
All Ordinaries Index	5903.84	5719.14	+ 3.23%
JAKARTA			
Composite Index	5568.11	5296.71	+ 5.12%
JAPAN			
Nikkei (225)	18909.26	19114.37	- 1.07%
KOREA			
KOSPI Index	2160.23	2026.46	+ 6.60%
KUALA LUMPUR			
Composite Index	1740.09	1641.73	+ 5.99%
MANILA			
Composite Index	7311.72	6840.64	+ 6.89%
NEW ZEALAND			
NZSE (50)	7196.78	6881.22	+ 4.59%
SHANGHAI			
A Shares Index	3374.67	3249.59	+ 3.85%
B Shares Index	337.41	341.80	- 1.28%
SHENZHEN			
A Shares Index	2078.06	2059.91	+ 0.88%
B Shares Index	1138.73	1127.70	+ 0.98%
SINGAPORE			
Straits Times Index	3175.11	2880.76	+ 10.22%
TAIWAN			
Taipei Weighted Stock Index	9811.52	9253.50	+ 6.03%
THAILAND			
SET Index	1575.11	1542.94	+ 2.08%
NEW YORK			
DJIA	20663.22	19762.60	+ 4.56%
Nasdaq Composite Index	5911.74	5383.12	+ 9.82%
TORONTO			
S&P/TSX Composite Index	15547.75	15287.59	+ 1.70%
GERMANY			
DAX Kursindex	5953.44	5588.27	+ 6.53%
LONDON			
FTSE 100 Index	7322.92	7142.83	+ 2.52%

DERIVATIVES MARKET – FUTURES AND OPTIONS

Contract Volume by Derivatives Products

Derivatives product	Contracts	
	1st Quarter 2017	1st Quarter 2016
Hang Seng Index Futures	6,657,327	8,344,875
Hang Seng Index Options	2,312,202	2,255,893
Mini-Hang Seng Index Futures	2,454,731	3,087,080
Mini-Hang Seng Index Options	366,765	290,886
H-shares Index Futures	7,299,370	9,089,155
H-shares Index Options	5,573,706	5,126,599
Mini H-shares Index Futures	832,884	1,501,592
Mini H-shares Index Options ¹	83,647	–
Flexible Hang Seng Index Options	0	0
Flexible H-shares Index Options	0	5,700
HSI Dividend Point Index Futures	2,677	7,502
HSCEI Dividend Point Index Futures	266,930	230,097
HSI Volatility Index Futures	50	30
CES China 120 Index Futures	172	143
CES Gaming Top 10 Index Futures ²	0	–
Hang Seng Mainland Oil & Gas Index Futures ³	13	–
Hang Seng Mainland Banks Index Futures ⁴	375	–
Hang Seng Mainland Healthcare Index Futures ⁵	0	–
Hang Seng Mainland Properties Index Futures ⁶	10	–
Hang Seng IT Hardware Index Futures ⁷	0	–
Hang Seng Software & Services Index Futures ⁸	0	–
IBOVESPA Futures	0	0
MICEX Index Futures	0	0
S&P BSE Sensex Index Futures	0	0
FTSE/JSE Top40 Futures	0	0
Stock Futures	39,870	92,936
Stock Options	21,003,818	17,289,771
Three-month HIBOR Futures	0	12
One-month HIBOR Futures	20	0
RMB Currency Futures - USD/CNH Futures	218,658	184,531
RMB Currency Futures - USD/CNH Options ⁹	1,224	–
RMB Currency Futures - EUR/CNH Futures ¹⁰	271	–
RMB Currency Futures - JPY/CNH Futures ¹¹	13	–
RMB Currency Futures - AUD/CNH Futures ¹²	24	–
RMB Currency Futures - CNH/USD Futures ¹³	4,106	–
London Aluminium Mini Futures	149	374
London Zinc Mini Futures	63	2,346
London Copper Mini Futures	44	1,105
London Lead Mini Futures	2	0
London Nickel Mini Futures	152	637
London Tin Mini Futures	0	6
Total	47,119,273	47,511,270

¹ Trading in Mini H-shares Index Options commenced on 05 Sep 2016

² Trading in CES Gaming Top 10 Index Futures commenced on 09 May 2016

³ Trading in Hang Seng Mainland Oil & Gas Index Futures commenced on 09 May 2016

⁴ Trading in Hang Seng Mainland Banks Index Futures commenced on 09 May 2016

⁵ Trading in Hang Seng Mainland Healthcare Index Futures commenced on 09 May 2016

⁶ Trading in Hang Seng Mainland Properties Index Futures commenced on 09 May 2016

⁷ Trading in Hang Seng IT Hardware Index Futures commenced on 09 May 2016

⁸ Trading in Hang Seng Software & Services Index Futures commenced on 09 May 2016

⁹ Trading in RMB Currency Futures - USD/CNH Options commenced on 20 Mar 2017

¹⁰ Trading in RMB Currency Futures - EUR/CNH Futures commenced on 30 May 2016

¹¹ Trading in RMB Currency Futures - JPY/CNH Futures commenced on 30 May 2016

¹² Trading in RMB Currency Futures - AUD/CNH Futures commenced on 30 May 2016

¹³ Trading in RMB Currency Futures - CNH/USD Futures commenced on 30 May 2016

DERIVATIVES MARKET – FUTURES AND OPTIONS

Hang Seng Index Futures – Contract Volume and Open Interest (contracts)

		Total contract volume	Quarter-end open interest
2016	Q1	8,344,875	105,887
	Q2	8,405,492	104,573
	Q3	8,184,656	157,669
	Q4	7,378,971	123,004
2017	Q1	6,657,327	158,358

Mini Hang Seng Index Futures – Contract Volume and Open Interest (contracts)

		Total contract volume	Quarter-end open interest
2016	Q1	3,087,080	9,138
	Q2	3,282,211	10,857
	Q3	3,138,473	9,151
	Q4	2,969,788	9,572
2017	Q1	2,454,731	9,241

Hang Seng Index Options – Contract Volume and Open Interest (contracts)

		Total contract volume	Quarter-end open interest
2016	Q1	2,255,893	243,225
	Q2	2,405,701	226,187
	Q3	2,379,876	280,913
	Q4	2,312,279	249,699
2017	Q1	2,312,202	327,038

H-Share Index Futures – Contract Volume and Open Interest (contracts)

		Total contract volume	Quarter-end open interest
2016	Q1	9,089,155	357,894
	Q2	8,563,874	366,688
	Q3	7,820,556	349,588
	Q4	7,557,545	322,024
2017	Q1	7,299,370	329,224

Stock Options Market Turnover and Open Interest (contracts)

		Total Premium (HK\$mil.)	Total contract volume	Quarter-end open interest
2016	Q1	11,846.68	17,289,771	5,368,449
	Q2	8,723.16	18,146,397	5,550,885
	Q3	8,985.98	19,509,020	6,045,816
	Q4	9,144.11	18,636,926	6,327,503
2017	Q1	8,727.09	21,003,818	6,673,563

DERIVATIVES MARKET – FUTURES AND OPTIONS

Stock Options Premium by Class

for 1st Quarter 2017

Options class		Premium (HK\$mil.)	% of total
X ISHARES A50	A50	149.38	1.71%
ANHUI CONCH	ACC	50.18	0.57%
AIA	AIA	307.19	3.52%
CHALCO	ALC	10.72	0.12%
CAM CSI300	AMC	96.95	1.11%
BANKCOMM	BCM	18.36	0.21%
BANK OF E ASIA	BEA	9.47	0.11%
BELLE INT'L	BIH	7.64	0.09%
BOC HONG KONG	BOC	32.50	0.37%
BYD COMPANY	BYD	19.25	0.22%
CHINA COMM CONS	CCC	43.48	0.50%
CHINA COAL	CCE	4.11	0.05%
COSCO SHIP HOLD	CCS	3.26	0.04%
CHINA CINDA	CDA	9.28	0.11%
CGN POWER	CGN	9.45	0.11%
CHINA MOBILE	CHT	623.52	7.14%
CHINA UNICOM	CHU	179.23	2.05%
CITIC	CIT	10.45	0.12%
CKH HOLDINGS	CKH	164.48	1.88%
CK PROPERTY	CKP	52.22	0.60%
CHINA LIFE	CLI	558.40	6.40%
CLP HOLDINGS	CLP	14.19	0.16%
CM BANK	CMB	42.92	0.49%
CNOOC	CNC	245.13	2.81%
CHINA OVERSEAS	COL	234.11	2.68%
CATHAY PAC AIR	CPA	5.73	0.07%
SINOPEC CORP	CPC	106.39	1.22%
CPIC	CPI	45.13	0.52%
CHINA RAIL CONS	CRC	7.63	0.09%
CHINA RAILWAY	CRG	8.11	0.09%
CHINA RES LAND	CRL	69.74	0.80%
X WISECSI300ETF	CS3	0.06	0.00%
CSOP A50 ETF	CSA	222.65	2.55%
CHINA SHENHUA	CSE	92.97	1.07%
CITIC BANK	CTB	35.55	0.41%
CHINA TELECOM	CTC	26.25	0.30%
CITIC SEC	CTS	24.20	0.28%
DONGFENG GROUP	DFM	15.47	0.18%
ESPRIT HOLDINGS	ESP	0.44	0.01%
FIH	FIH	0.58	0.01%
GALAXY ENT	GLX	259.90	2.98%
GREATWALL MOTOR	GWM	69.46	0.80%
HAITONG SEC	HAI	24.74	0.28%
HS H ETF	HCF	26.23	0.30%
POWER ASSETS	HEH	40.61	0.47%
HKEX	HEX	521.59	5.98%
HENGAN INT'L	HGN	17.24	0.20%
HSBC HOLDINGS	HKB	679.82	7.79%
HK & CHINA GAS	HKG	6.04	0.07%
HENDERSON LAND	HLD	23.83	0.27%
HUANENG POWER	HNP	24.63	0.28%
HANG SENG BANK	HSB	29.61	0.34%
JIANGXI COPPER	JXC	60.17	0.69%
KUNLUN ENERGY	KLE	9.66	0.11%
KINGSOFT	KSO	34.11	0.39%
LENOVO GROUP	LEN	92.26	1.06%
LI & FUNG	LIF	17.00	0.19%
MENGIU DAIRY	MEN	5.60	0.06%

DERIVATIVES MARKET – FUTURES AND OPTIONS

Options class		Premium (HK\$mil.)	% of total
MGM CHINA	MGM	3.82	0.04%
MINSHENG BANK	MSB	82.33	0.94%
MTR CORPORATION	MTR	15.41	0.18%
CNBM	NBM	57.47	0.66%
NCI	NCL	17.17	0.20%
NEW WORLD DEV	NWD	16.92	0.19%
PING AN	PAI	395.82	4.54%
PETROCHINA	PEC	141.93	1.63%
PICC P&C	PIC	77.06	0.88%
PICC GROUP	PIN	4.74	0.05%
GCL-POLY ENERGY	PLE	3.57	0.04%
R&F PROPERTIES	RFP	4.75	0.05%
SANDS CHINA LTD	SAN	170.31	1.95%
SHK PPT	SHK	354.04	4.06%
STANCHART	STC	8.53	0.10%
SWIRE PACIFIC A	SWA	29.62	0.34%
TENCENT	TCH	1,209.12	13.85%
TRACKER FUND	TRF	3.87	0.04%
WHARF HOLDINGS	WHL	72.31	0.83%
WANT WANT CHINA	WWC	3.08	0.04%
ABC	XAB	70.62	0.81%
BANK OF CHINA	XBC	126.04	1.44%
CCB	XCC	233.31	2.67%
ICBC	XIC	102.15	1.17%
YANZHOU COAL	YZC	14.68	0.17%
ZIJIN MINING	ZJM	9.15	0.10%
Total		8,727.09	100.00%

DERIVATIVES MARKET – FUTURES AND OPTIONS

Stock Options Contract Volume by Class

for 1st Quarter 2017

Options class		Contract volume	% of total
X ISHARES A50	A50	158,272	0.75%
ANHUI CONCH	ACC	150,757	0.72%
AIA	AIA	359,765	1.71%
CHALCO	ALC	36,086	0.17%
CAM CSI300	AMC	88,882	0.42%
BANKCOMM	BCM	80,305	0.38%
BANK OF E ASIA	BEA	42,369	0.20%
BELLE INT'L	BIH	41,550	0.20%
BOC HONG KONG	BOC	118,697	0.57%
BYD COMPANY	BYD	30,573	0.15%
CHINA COMM CONS	CCC	181,632	0.86%
CHINA COAL	CCE	27,178	0.13%
COSCO SHIP HOLD	CCS	32,832	0.16%
CHINA CINDA	CDA	21,820	0.10%
CGN POWER	CGN	13,381	0.06%
CHINA MOBILE	CHT	849,710	4.05%
CHINA UNICOM	CHU	292,153	1.39%
CITIC	CIT	33,105	0.16%
CKH HOLDINGS	CKH	227,212	1.08%
CK PROPERTY	CKP	51,480	0.25%
CHINA LIFE	CLI	945,304	4.50%
CLP HOLDINGS	CLP	24,567	0.12%
CM BANK	CMB	146,827	0.70%
CNOOC	CNC	883,217	4.21%
CHINA OVERSEAS	COL	211,645	1.01%
CATHAY PAC AIR	CPA	15,127	0.07%
SINOPEC CORP	CPC	281,659	1.34%
CPIC	CPI	66,511	0.32%
CHINA RAIL CONS	CRC	36,898	0.18%
CHINA RAILWAY	CRG	43,878	0.21%
CHINA RES LAND	CRL	61,304	0.29%
X WISECSI300ETF	CS3	72	0.00%
CSOP A50 ETF	CSA	206,684	0.98%
CHINA SHENHUA	CSE	339,942	1.62%
CITIC BANK	CTB	221,666	1.06%
CHINA TELECOM	CTC	131,803	0.63%
CITIC SEC	CTS	57,146	0.27%
DONGFENG GROUP	DFM	40,638	0.19%
ESPRIT HOLDINGS	ESP	14,280	0.07%
FIH	FIH	2,658	0.01%
GALAXY ENT	GLX	307,566	1.46%
GREATWALL MOTOR	GWM	415,159	1.98%
HAITONG SEC	HAI	33,615	0.16%
HS H ETF	HCF	21,569	0.10%
POWER ASSETS	HEH	63,506	0.30%
HKEX	HEX	1,624,287	7.73%
HENGAN INT'L	HGN	25,658	0.12%
HSBC HOLDINGS	HKB	1,380,273	6.57%
HK & CHINA GAS	HKG	21,016	0.10%
HENDERSON LAND	HLD	26,019	0.12%
HUANENG POWER	HNP	81,045	0.39%
HANG SENG BANK	HSB	120,239	0.57%
JIANGXI COPPER	JXC	127,694	0.61%
KUNLUN ENERGY	KLE	33,389	0.16%
KINGSOFT	KSO	60,390	0.29%
LENOVO GROUP	LEN	305,294	1.45%
LI & FUNG	LIF	73,443	0.35%
MENGIU DAIRY	MEN	14,801	0.07%

DERIVATIVES MARKET – FUTURES AND OPTIONS

Options class		Contract volume	% of total
MGM CHINA	MGM	23,671	0.11%
MINSHENG BANK	MSB	105,835	0.50%
MTR CORPORATION	MTR	45,990	0.22%
CNBM	NBM	187,143	0.89%
NCI	NCL	19,449	0.09%
NEW WORLD DEV	NWD	61,500	0.29%
PING AN	PAI	947,836	4.51%
PETROCHINA	PEC	425,645	2.03%
PICC P&C	PIC	109,670	0.52%
PICC GROUP	PIN	14,310	0.07%
GCL-POLY ENERGY	PLE	14,610	0.07%
R&F PROPERTIES	RFP	23,079	0.11%
SANDS CHINA LTD	SAN	461,734	2.20%
SHK PPT	SHK	131,341	0.63%
STANCHART	STC	81,854	0.39%
SWIRE PACIFIC A	SWA	26,878	0.13%
TENCENT	TCH	2,953,411	14.06%
TRACKER FUND	TRF	18,302	0.09%
WHARF HOLDINGS	WHL	47,472	0.23%
WANT WANT CHINA	WWC	18,875	0.09%
ABC	XAB	87,337	0.42%
BANK OF CHINA	XBC	1,139,738	5.43%
CCB	XCC	1,703,762	8.11%
ICBC	XIC	976,207	4.65%
YANZHOU COAL	YZC	33,311	0.16%
ZIJIN MINING	ZJM	40,310	0.19%
Total		21,003,818	100.00%

CLEARING & SETTLEMENT

Average Daily Settlement Instructions (SIs) Settled in CCASS

(both delivering and receiving SIs are counted)

Year/Month		Number of SIs	SIs by shares (bil. shs)	SIs by value (HK\$bil.)
2016	Q1	85,208	47.09	170.11
	Q2	81,388	47.01	183.39
	Q3	82,516	47.08	190.09
	Q4	83,191	45.76	181.31
2017	Q1	86,101	44.09	183.38

Average Daily Investor Settlement Instructions (ISIs) settled in CCASS

(one sided ISIs are counted)

Year/month		Number of ISIs	ISIs by shares (Mil shs)	ISIs by value (HK\$mil.)
2016	Q1	249	129.91	89.17
	Q2	272	102.77	169.31
	Q3	314	61.95	148.35
	Q4	266	55.54	133.74
2017	Q1	294	279.49	184.39

Securities under CCASS Custody

(balances at quarter end)

Year/Month		Number of shares (bil. shs)	% of issued shares of admitted securities	Market value (HK\$ bil.)	% of market capitalisation of admitted securities
2016	Q1	5,558.03	74.67	14,395.88	56.61
	Q2	5,694.08	73.49	14,309.49	49.13
	Q3	5,865.26	74.21	15,979.62	57.22
	Q4	5,878.89	74.27	15,381.54	56.60
2017	Q1	6,015.72	74.42	16,988.34	57.10

Share quantity and market value of securities in non-HKD currency are included

CLEARING & SETTLEMENT

Average Daily Stock Exchange Trades Processed in CCASS

(including CNS trades, isolated trades and cross trades)

Year/Month		No. of CCASS trades	% of Exchange trades	No. of shares (mil. shs)	% of market turnover	Value of trades (HK\$mil.)	% of market turnover
2016	Q1	1,196,563	100	221,073.88	100	72,576.98	100
	Q2	1,030,032	100	191,095.88	100	62,524.66	100
	Q3	1,047,611	100	174,563.55	100	68,188.97	100
	Q4	1,052,858	100	159,370.39	100	64,205.68	100
2017	Q1	1,125,959	100	202,641.72	100	74,176.32	100

Average Daily Netting Efficiency of CNS Trades

(in stock positions and share quantity)

Year/Month		No. of CNS stock positions	Netting efficiency (%)	No. of shares due for settlement (mil. shs)	Netting efficiency (%)
2016	Q1	69,511	96.91	24,993.76	94.24
	Q2	66,419	96.57	23,875.24	93.49
	Q3	70,706	96.36	23,634.05	92.51
	Q4	71,738	96.37	16,416.17	91.57
2017	Q1	75,873	96.41	27,626.91	93.13

Average Daily Settlement Efficiency of CNS Stock Positions

Year/Month		Settlement efficiency (%)	
		S day	S + 1 day
2016	Q1	99.93	99.99
	Q2	99.92	99.99
	Q3	99.91	99.99
	Q4	99.90	99.99
2017	Q1	99.92	99.99

CLEARING & SETTLEMENT

Open Interest by Derivatives Products

Derivatives product	Contracts	
	1st Quarter 2017	1st Quarter 2016
Hang Seng Index Futures	158,358	105,887
Hang Seng Index Options	327,038	243,225
Mini-Hang Seng Index Futures	9,241	9,138
Mini-Hang Seng Index Options	11,064	9,008
H-shares Index Futures	329,224	357,894
H-shares Index Options	2,633,448	2,214,952
Mini H-shares Index Futures	4,799	5,122
Mini H-shares Index Options ¹	5,602	-
Flexible Hang Seng Index Options	0	2,975
Flexible H-shares Index Options	11,930	20,731
HSI Dividend Point Index Futures	6,071	5,875
HSCEI Dividend Point Index Futures	114,305	160,528
HSI Volatility Index Futures	0	3
CES China 120 Index Futures	17	9
CES Gaming Top 10 Index Futures ²	0	-
Hang Seng Mainland Oil & Gas Index Futures ³	0	-
Hang Seng Mainland Banks Index Futures ⁴	22	-
Hang Seng Mainland Healthcare Index Futures ⁵	0	-
Hang Seng Mainland Properties Index Futures ⁶	0	-
Hang Seng IT Hardware Index Futures ⁷	0	-
Hang Seng Software & Services Index Futures ⁸	0	-
IBOVESPA Futures	0	0
MICEX Index Futures	0	0
S&P BSE Sensex Index Futures	0	0
FTSE/JSE Top40 Futures	0	0
Stock Futures	5,250	7,121
Stock Options	6,673,563	5,368,449
Three-month HIBOR Futures	40	0
One-month HIBOR Futures	0	0
RMB Currency Futures – USD/CNH Futures	40,103	28,215
RMB Currency Futures – USD/CNH Options ⁹	111	-
RMB Currency Futures – EUR/CNH Futures ¹⁰	80	-
RMB Currency Futures – JPY/CNH Futures ¹¹	6	-
RMB Currency Futures – AUD/CNH Futures ¹²	19	-
RMB Currency Futures – CNH/USD Futures ¹³	1,483	-
London Aluminium Mini Futures	14	33
London Zinc Mini Futures	16	136
London Copper Mini Futures	0	42
London Lead Mini Futures	2	0
London Nickel Mini Futures	14	6
London Tin Mini Futures	0	6
Total	10,331,820	8,539,355

¹ Trading in Mini H-shares Index Options commenced on 05 Sep 2016

² Trading in CES Gaming Top 10 Index Futures commenced on 09 May 2016

³ Trading in Hang Seng Mainland Oil & Gas Index Futures commenced on 09 May 2016

⁴ Trading in Hang Seng Mainland Banks Index Futures commenced on 09 May 2016

⁵ Trading in Hang Seng Mainland Healthcare Index Futures commenced on 09 May 2016

⁶ Trading in Hang Seng Mainland Properties Index Futures commenced on 09 May 2016

⁷ Trading in Hang Seng IT Hardware Index Futures commenced on 09 May 2016

⁸ Trading in Hang Seng Software & Services Index Futures commenced on 09 May 2016

⁹ Trading in RMB Currency Futures – USD/CNH Options commenced on 20 Mar 2017

¹⁰ Trading in RMB Currency Futures – EUR/CNH Futures commenced on 30 May 2016

¹¹ Trading in RMB Currency Futures – JPY/CNH Futures commenced on 30 May 2016

¹² Trading in RMB Currency Futures – AUD/CNH Futures commenced on 30 May 2016

¹³ Trading in RMB Currency Futures – CNH/USD Futures commenced on 30 May 2016

CLEARING & SETTLEMENT

Stock Options Open Interest by Class

as at the end of 1st Quarter 2017

Options class		Open interest (contracts)	% of total
X ISHARES A50	A50	72,658	1.09
ANHUI CONCH	ACC	38,075	0.57
AIA	AIA	86,906	1.30
CHALCO	ALC	6,692	0.10
CAM CSI300	AMC	26,050	0.39
BANKCOMM	BCM	41,815	0.63
BANK OF E ASIA	BEA	13,520	0.20
BELLE INT'L	BIH	14,115	0.21
BOC HONG KONG	BOC	44,281	0.66
BYD COMPANY	BYD	14,383	0.22
CHINA COMM CONS	CCC	31,014	0.46
CHINA COAL	CCE	9,921	0.15
COSCO SHIP HOLD	CCS	9,860	0.15
CHINA CINDA	CDA	9,053	0.14
CGN POWER	CGN	2,072	0.03
CHINA MOBILE	CHT	198,549	2.98
CHINA UNICOM	CHU	89,423	1.34
CITIC	CIT	13,773	0.21
CKH HOLDINGS	CKH	65,821	0.99
CK PROPERTY	CKP	17,150	0.26
CHINA LIFE	CLI	225,838	3.38
CLP HOLDINGS	CLP	5,336	0.08
CM BANK	CMB	62,997	0.94
CNOOC	CNC	272,849	4.09
CHINA OVERSEAS	COL	51,325	0.77
CATHAY PAC AIR	CPA	4,322	0.06
SINOPEC CORP	CPC	112,406	1.68
CPIC	CPI	28,771	0.43
CHINA RAIL CONS	CRC	23,350	0.35
CHINA RAILWAY	CRG	15,265	0.23
CHINA RES LAND	CRL	15,358	0.23
X WISECSI300ETF	CS3	6	0.00
CSOP A50 ETF	CSA	55,449	0.83
CHINA SHENHUA	CSE	136,519	2.05
CITIC BANK	CTB	109,255	1.64
CHINA TELECOM	CTC	86,401	1.29
CITIC SEC	CTS	13,078	0.20
DONGFENG GROUP	DFM	7,386	0.11
ESPRIT HOLDINGS	ESP	2,416	0.04
FIH	FIH	748	0.01
GALAXY ENT	GLX	58,388	0.87
GREATWALL MOTOR	GWM	144,288	2.16
HAITONG SEC	HAI	13,412	0.20

CLEARING & SETTLEMENT

Options class		Open interest (contracts)	% of total
HS H ETF	HCF	4,953	0.07
POWER ASSETS	HEH	13,227	0.20
HKEX	HEX	359,696	5.39
HENGAN INT'L	HGN	5,483	0.08
HSBC HOLDINGS	HKB	419,636	6.29
HK & CHINA GAS	HKG	8,556	0.13
HENDERSON LAND	HLD	7,966	0.12
HUANENG POWER	HNP	23,564	0.35
HANG SENG BANK	HSB	48,911	0.73
JIANGXI COPPER	JXC	22,148	0.33
KUNLUN ENERGY	KLE	10,778	0.16
KINGSOFT	KSO	18,665	0.28
LENOVO GROUP	LEN	144,384	2.16
LI & FUNG	LIF	23,136	0.35
MENGNIU DAIRY	MEN	2,329	0.03
MGM CHINA	MGM	4,147	0.06
MINSHENG BANK	MSB	60,757	0.91
MTR CORPORATION	MTR	15,082	0.23
CNBM	NBM	18,004	0.27
NCI	NCL	3,861	0.06
NEW WORLD DEV	NWD	14,335	0.21
PING AN	PAI	365,301	5.47
PETROCHINA	PEC	147,622	2.21
PICC P&C	PIC	37,912	0.57
PICC GROUP	PIN	6,586	0.10
GCL-POLY ENERGY	PLE	6,375	0.10
R&F PROPERTIES	RFP	5,661	0.08
SANDS CHINA LTD	SAN	125,047	1.87
SHK PPT	SHK	23,787	0.36
STANCHART	STC	22,482	0.34
SWIRE PACIFIC A	SWA	12,091	0.18
TENCENT	TCH	783,958	11.75
TRACKER FUND	TRF	11,105	0.17
WHARF HOLDINGS	WHL	8,676	0.13
WANT WANT CHINA	WWC	5,813	0.09
ABC	XAB	34,104	0.51
BANK OF CHINA	XBC	526,502	7.89
CCB	XCC	577,897	8.66
ICBC	XIC	469,539	7.04
YANZHOU COAL	YZC	4,496	0.07
ZIJIN MINING	ZJM	18,697	0.28
Total		6,673,563	100.00

EXCHANGE PARTICIPANTS STATISTICS

Stock Exchange

		No. of Trading Right Holders	Exchange Participants - Trading	Exchange Participants - Non-Trading	Non-Exchange Participants
2016	Q1	575 (981)	526 (925)	33 (40)	16 (16)
	Q2	582 (985)	530 (924)	36 (45)	16 (16)
	Q3	599 (1002)	547 (941)	36 (45)	16 (16)
	Q4	608 (1011)	556 (950)	36 (45)	16 (16)
2017	Q1	626 (1024)	575 (965)	35 (43)	16 (16)

() No. of trading rights

Futures Exchange

		No. of Trading Right Holders	Exchange Participants - Trading	Exchange Participants - Non-Trading	Non-Exchange Participants
2016	Q1	230 (253)	177 (198)	-	53 (55)
	Q2	229 (252)	176 (197)	-	53 (55)
	Q3	231 (254)	178 (199)	-	53 (55)
	Q4	233 (256)	180 (201)	-	53 (55)
2017	Q1	234 (257)	181 (202)	-	53 (55)

Notes:

- (1) The figures in blanket is the number of trading rights held.
- (2) An Exchange Participant is a corporation who may trade on or through the Exchange and is licensed under the Securities and Futures Ordinance to carry on securities/futures/options dealing activity.

CLEARING PARTICIPANTS STATISTICS

HKCC Participants

Year/month		Clearing Participants	General Clearing Participants
2016	Q1	148	10
	Q2	148	9
	Q3	150	9
	Q4	152	9
2017	Q1	152	9

SEOCH Participants

Year/month		Direct Clearing Participants	General Clearing Participants
2016	Q1	66	10
	Q2	66	9
	Q3	65	9
	Q4	65	9
2017	Q1	64	9

HKSCC Participants

Year/month		Direct Clearing Participant	General Clearing Participant	Non-broker Participants *
2016	Q1	503	9	43
	Q2	507	9	43
	Q3	525	9	43
	Q4	533	9	42
2017	Q1	552	9	45

* Non-broker participants include Clearing Agency Participants, Custodian Participants and Stock Pledgee Participants.

ACRONYMS

CBBC	Callable Bull/Bear Contract
CCASS	Central Clearing and Settlement System
CNS	Continuous Net Settlement
DCASS	Derivatives Clearing and Settlement System
DR	Depository Receipt
DW	Derivative Warrant
ELI	Equity Linked Instrument
ETF	Exchange Traded Fund
GEM	Growth Enterprise Market
HIBOR	Hong Kong Interbank Offered Rate
HKCC	HKFE Clearing Corporation Ltd
HKEX	Hong Kong Exchanges and Clearing Ltd
HKSCC	Hong Kong Securities Clearing Co Ltd
HSICS	Hang Seng Industry Classification System
ISI	Investor settlement instruction
L&I Products	Leveraged and Inverse Products
NASDAQ	National Association of Securities Dealer Automated Quotations
P/E ratio	Price/earnings ratio
REITs	Real Estate Investment Trusts
RQFII	RMB Qualified Foreign Institutional Investors
S&P	Standard and Poors
SEOCH	SEHK Options Clearing House Ltd, The
SI	Settlement instruction
SS	Stapled securities