


SECURITIES AND DERIVATIVES MARKETS QUARTERLY REPORT

Second Quarter 2017



MARKET HIGHLIGHTS

Market Highlights – Main Board

Highlights	2nd Quarter 2017	2nd Quarter 2016
No. of listed companies	1,746	1,666
No. of listed securities	9,930	8,259
Equities		
Ordinary shares	1,747	1,667
Preference shares	10	8
Warrants	4,368	4,081
Equity	8	11
Derivative	4,360	4,070
Equity linked instrument	0	0
Callable bull/bear contracts	2,667	1,547
Unit trusts/mutual funds	168	159
Debt securities	970	797
No. of trading only stocks		
Nasdaq stocks	6	6
iShares	2	2
No. of trading days	59	62
Total turnover in value (HK\$mil.) *	4,548,613.07	3,849,911.73
Total turnover in shares (mil. shs)	9,052,922.60	11,737,412.54
Total number of trades (deals)	66,569,027	62,979,410
Total market capitalisation (HK\$mil.)	28,412,843.17	22,796,551.70
Average P/E ratio (times)	14.04	9.75
Average dividend yield (%)	2.96	3.68
Number of exchange participants		
– Trading	589	530
– Non-trading	34	36
Turnover in value (HK\$mil.)		
Highest	116,954.88 (09/06)	103,134.62 (31/05)
Lowest	60,803.62 (29/05)	43,757.44 (23/05)
Turnover in shares (mil. shs)		
Highest	222,423.42 (07/04)	232,335.97 (21/04)
Lowest	104,586.93 (29/05)	72,005.11 (24/06)
Total number of trades (deals)		
Highest	1,647,294 (05/04)	1,410,077 (24/06)
Lowest	877,364 (29/05)	762,049 (23/05)

* Included turnover value traded in non-HKD currency securities.

MARKET HIGHLIGHTS

Market Highlights – Growth Enterprise Market (GEM)

Highlights	2nd Quarter 2017	2nd Quarter 2016
No. of listed companies	288	236
No. of listed securities	289	238
Equities	288	236
Warrants	1	2
No. of trading days	59	62
Total turnover in value (HK\$mil.) *	42,516.61	31,547.63
Total turnover in shares (mil. shs)	144,650.63	110,826.11
Total number of trades (deals)	1,348,491	919,402
Total market capitalisation (HK\$mil.)	267,662.50	266,315.62
Average P/E ratio (times)	36.51	59.25
Average dividend yield (%)	0.34	0.29
Turnover in value (HK\$mil.)		
Highest	1,043.16 (27/06)	831.48 (13/04)
Lowest	458.56 (24/04)	304.58 (10/06)
Turnover in shares (mil. shs)		
Highest	9,113.39 (28/06)	3,624.49 (31/05)
Lowest	1,324.44 (02/05)	918.67 (17/06)
Total number of trades (deals)		
Highest	51,033 (27/06)	23,074 (19/04)
Lowest	13,770 (03/04)	9,829 (10/06)

* Included turnover value traded in non-HKD currency securities.

MARKET HIGHLIGHTS

Derivatives Market Highlights

Highlights	2nd Quarter 2017	2nd Quarter 2016
All futures and options products (excluding stock options)		
No. of trading days	59.0	62.0
Total contract volume	25,254,553	28,895,038
Equity index products	25,072,981	28,752,850
Equity products	31,094	50,158
Bond Futures *	6,680	-
Interest rates products	0	0
RMB Currency Futures	142,975	81,003
London Metal Mini Futures	823	11,027
Average daily contract volume	428,043	466,049
Total open interest as at the quarter end (contracts)	3,732,312	3,020,512
Equity index products	3,691,480	2,986,499
Equity products	6,563	5,648
Bond Futures *	666	-
Interest rates products	40	0
RMB Currency Futures	33,553	28,004
London Metal Mini Futures	10	361

* Trading in Bond Futures commenced on 10 Apr 2017

Stock options		
No. of newly introduced stock options classes	3	0
No. of stock options as at the quarter end		
Class	87	84
Series	31,958	29,594
Total premium (HK\$mil.)	9,477.49	8,723.16
Call	5,291.19	3,835.51
Put	4,186.30	4,887.65
Average daily premium (HK\$mil.)	160.64	140.70
Total contract volume	21,947,446	18,146,397
Call	11,605,403	8,909,775
Put	10,342,043	9,236,622
Average daily contract volume	371,991	292,684
Total open interest as at the quarter end (contracts)	7,582,918	5,550,885
Call	3,699,782	2,591,048
Put	3,883,136	2,959,837
Total number of trades	791,693	718,955
Average daily number of trades	13,419	11,596
Total contracts exercised	2,092,871	2,093,668
Average premium per contract (HK\$)	431.83	480.71
Average contract per trade (contracts)	28	25
Put volume/call volume	0.89	1.04
Average daily contract volume/open interest	4.9%	5.3%

All futures and options products		
Total contract volume	47,201,999	47,041,435
Total open interest as at the quarter end (contracts)	11,315,230	8,571,397

MARKET HIGHLIGHTS

Clearing and Settlement Statistics

Securities Market	2nd Quarter 2017	2nd Quarter 2016
Average Daily Exchange Trades Handled by CCASS		
- Number of trades	1,150,564	1,030,032
- Value of trades (HK\$bil.)	77.4	62.5
- Share quantity Involved (bil shares)	155.9	191.1
Average Daily Settlement Instructions ("SIs") Settled by CCASS		
- Number of SIs	89,205	81,388
- Value of SIs (HK\$bil.)	224.8	183.4
- Share quantity involved (bil. shares)	48.9	47.0
Average Daily Investor SIs ("ISIs") Settled by CCASS		
- Number of ISIs	321	272
- Value of ISIs (HK\$mil.)	147.6	169.3
- Share quantity involved (mil. shares)	212.6	102.8
Average Daily Settlement Efficiency of CNS Stock Positions on Due Day (T+2) (%)	99.91	99.92
Average Daily Settlement Efficiency of CNS Stock Positions on the Day following the Due Day (T+3) (%)	99.99	99.99
Average Daily Buy-ins Executed on T+3		
- Number of brokers involved	2	3
- Number of buy-ins	2	3
- Value of buy-ins (HK\$mil)	1.2	2.6
Shares Deposited in the CCASS Depository *		
- Number of shares (bil shares)	6,264.7	5,694.1
- Percentage of total issued shares of the admitted securities	75.18	73.49
- Value of shares (HK\$bil)	18,013.1	14,309.5
- Percentage of the total market capitalisation of the admitted securities	57.34	49.13

Derivatives Market	2nd Quarter 2017	2nd Quarter 2016
Open Interest		
- Equity Index Futures	610,090	666,795
- Stock Futures	6,563	5,648
- 5-Year MOF T-Bond Futures ^	666	-
- Interest Rates Futures	40	0
- RMB Currency Futures	32,516	28,004
- London Metal Mini Futures	10	361
- Equity Index Options	3,081,390	2,319,704
- Stock Options	7,582,918	5,550,885
- RMB Currency Options #	1,037	-
Cumulative Stock Options Exercised		
- Share quantity involved (mil. shs)	1,944	2,240
- Value of shares (HK\$bil.)	41	30

* Share quantity and market value of securities in non-HKD currency are included

^ Trading in 5-Year MOF T-Bond Futures commenced on 10 Apr 2017

Trading in RMB Currency Options commenced on 20 Mar 2017

MAIN BOARD EQUITIES

Equity Turnover

		Share	Value	
		(mil. shs)	(HK\$ mil.)	No. of deals
2016	Q2	781,041.26	2,563,892.49	50,058,306
	Q3	822,456.65	2,993,023.85	52,694,671
	Q4	806,179.21	2,860,715.28	51,911,116
2017	Q1	880,448.96	3,261,722.31	57,223,517
	Q2	888,545.35	3,419,708.45	55,686,986

Equity Trading Statistics

		No. of trading days	Average daily turnover (HK\$ mil.)	Average value per deal
2016	Q2	62	41,353.10	51,218
	Q3	63	47,508.32	56,799
	Q4	61	46,896.97	55,108
2017	Q1	62	52,608.42	57,000
	Q2	59	57,961.16	61,409

MAIN BOARD EQUITIES

20 Most Advanced Stocks

for 2nd quarter 2017

Rank	Code	Stock	Closing price		% up
			End of Jun 2017	End of Mar 2017	
1	00189	DONGYUE GROUP	3.760	1.370	174.45
2	00672	ZHONGAN REALEST	1.660	0.650	155.38
3	01137	HKTV	2.980	1.440	106.94
4	00692	CHINA HOUSEHOLD	0.510	0.250	104.00
5	03333	EVERGRANDE	14.020	7.200	94.72
6	02662	CAMSING INTL	4.700	2.440	92.62
7	00484	FORGAME	14.000	7.600	84.21
8	01673	HUAZHANG TECH	4.600	2.500	84.00
9	02728	YUHUA ENERGY	1.230	0.690	A 78.26
10	01332	CHINA TOUYUN	0.475	0.275	72.73
11	00862	VISION VALUES	0.440	0.255	72.55
12	01884	EPRINT GROUP	1.480	0.870	70.11
13	06128	EARTHASIA	1.660	1.000	66.00
14	01462	GOLD-FIN HLDG	1.590	0.970	63.92
15	01383	SUNCITY GROUP	0.760	0.465	63.44
16	00915	DAOHE GLOBAL	9.490	5.840	62.50
17	01419	HUMAN HEALTH	2.900	1.790	62.01
18	01918	SUNAC	16.320	10.080	61.90
19	00269	CRTG	0.244	0.152	60.53
20	01161	WATER OASIS GP	1.180	0.740	59.46

A Adjusted

20 Most Declined Stocks

for 2nd quarter 2017

Rank	Code	Stock	Closing price		% down
			End of Jun 2017	End of Mar 2017	
1	01027	CHINA JICHENG	0.013	0.196	-93.37
2	01389	MAJOR HLDGS	0.170	1.290	-86.82
3	01633	SHEUNG YUE GP	0.485	3.400	-85.74
4	00630	AMCO UNITED	0.114	0.640	-82.19
5	00875	CHINA FIN INV	0.030	0.145	-79.31
6	00802	CHINA E-WALLET	0.140	0.670	-79.10
7	00572	FUTURE WORLD FH	0.130	0.600	-78.33
8	00205	SEEC MEDIA	0.035	0.125	-72.00
9	01182	SUCCESS DRAGON	0.189	0.610	-69.02
10	01647	SHIS LTD	0.295	0.900	-67.22
11	00149	CH AGRI-PROD EX	0.250	0.680	-63.24
12	00400	COGOBUY	4.100	10.980	-62.66
13	02324	CAPITAL VC	0.075	0.200	-62.50
14	00243	QPL INT'L	0.235	0.570	-58.77
15	01226	CH INV FIN GP	0.110	0.250	-56.00
16	01063	SUNCORP TECH	0.025	0.056	-55.36
17	01194	MUNSUN CAPITAL	0.087	0.193	-54.92
18	01150	MILAN STATION	0.170	0.360	-52.78
19	00904	CHINA GREEN	0.031	0.065	-52.31
20	00736	CHINA PPT INV	0.057	0.117	-51.28

A Adjusted

MAIN BOARD EQUITIES

20 Most Active Stocks by Value

for 2nd quarter 2017

Rank	Code	Stock	Turnover (HK\$ mil.)	% of total
1	00700	TENCENT	322,568.11	9.43
2	02318	PING AN	101,731.57	2.97
3	00005	HSBC HOLDINGS	99,355.12	2.91
4	00939	CCB	89,847.81	2.63
5	01398	ICBC	80,170.39	2.34
6	03988	BANK OF CHINA	67,060.81	1.96
7	00941	CHINA MOBILE	66,753.21	1.95
8	00175	GEELY AUTO	64,563.89	1.89
9	01299	AIA	62,490.97	1.83
10	03333	EVERGRANDE	57,440.01	1.68
11	02628	CHINA LIFE	50,230.53	1.47
12	00388	HKEX	48,070.55	1.41
13	02018	AAC TECH	41,801.51	1.22
14	02333	GREATWALL MOTOR	40,907.10	1.20
15	00027	GALAXY ENT	38,977.77	1.14
16	00883	CNOOC	34,314.23	1.00
17	03968	CM BANK	31,952.16	0.93
18	01928	SANDS CHINA LTD	31,190.58	0.91
19	00857	PETROCHINA	30,075.45	0.88
20	00386	SINOPEC CORP	29,297.96	0.86
Total			1,388,799.73	40.61

20 Most Active Stock by Shares

for 2nd quarter 2017

Rank	Code	Stock	Turnover (mil. shs)	% of total
1	01027	CHINA JICHENG	46,815.29	5.27
2	00582	LANDING INTL	35,808.12	4.03
3	00875	CHINA FIN INV	23,631.53	2.66
4	00136	HENG TEN NET	17,702.48	1.99
5	03988	BANK OF CHINA	17,628.67	1.98
6	00061	NORTH ASIA RES	16,672.74	1.88
7	01398	ICBC	15,584.39	1.75
8	00904	CHINA GREEN	14,279.25	1.61
9	00939	CCB	14,176.26	1.60
10	01194	MUNSUN CAPITAL	10,046.59	1.13
11	01239	JIN BAO BAO H	8,757.41	0.99
12	00364	PING SHAN TEA	7,821.37	0.88
13	01288	ABC	7,502.75	0.84
14	00736	CHINA PPT INV	7,336.38	0.83
15	00205	SEEC MEDIA	7,156.22	0.81
16	03800	GCL-POLY ENERGY	5,943.86	0.67
17	00857	PETROCHINA	5,697.03	0.64
18	02009	BBMG	5,441.50	0.61
19	03333	EVERGRANDE	5,222.40	0.59
20	00692	CHINA HOUSEHOLD	5,174.01	0.58
Total			278,398.25	31.33

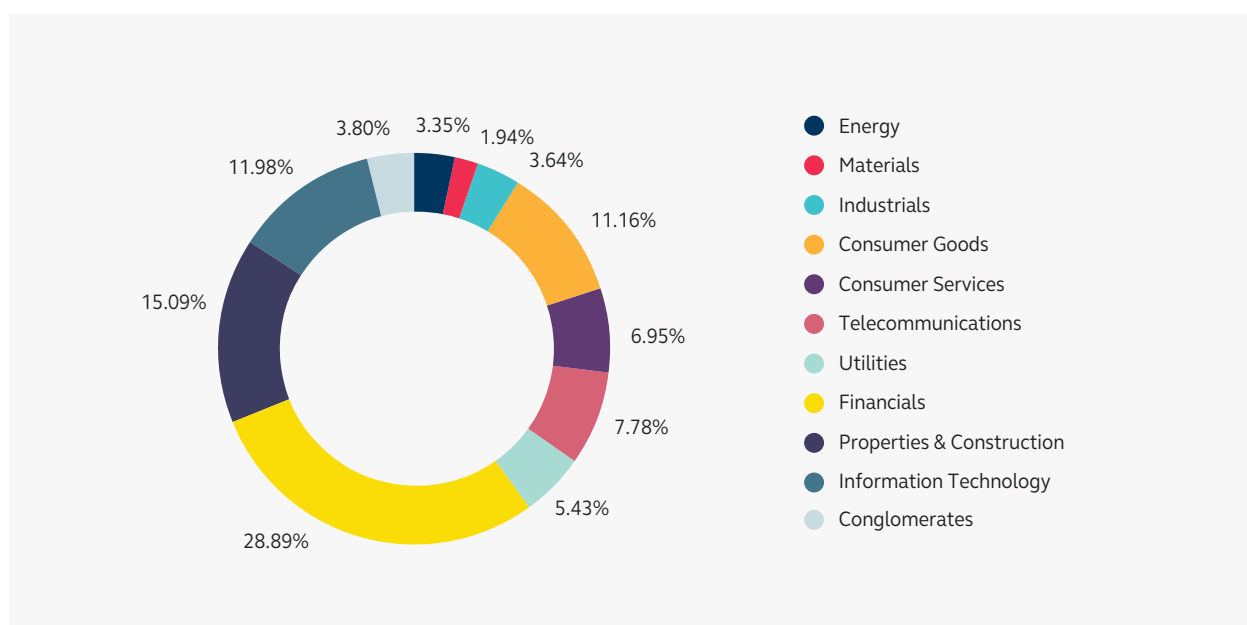
MAIN BOARD EQUITIES

Market Capitalisation of Listed Companies for Main Board

		HK\$ mil.
2016	Q2	22,796,551.70
	Q3	25,317,548.47
	Q4	24,450,434.51
2017	Q1	26,911,572.81
	Q2	28,412,843.17

Market Capitalisation by Hang Seng Industry Classification System* – Main Board

Quarter-end figures



* Hang Seng Industry Classification System (HSICS) is provided by Hang Seng Indexes Company Limited.

Note: New Hang Seng Industry Classification System took effect on 9 September 2013.

MAIN BOARD EQUITIES

50 Leading Companies by Market Capitalisation

as at the 2nd quarter end 2017

Rank	Code	Company	Market capitalisation	
			(HK\$ mil.)	% of market total
1	00700	Tencent Holdings Ltd.	2,646,266.52	9.31
2	00941	China Mobile Ltd.	1,696,393.76	5.97
3	00005	HSBC Holdings plc	1,480,285.84	5.21
4	00939	China Construction Bank Corporation – H Shares	1,454,524.79	5.12
5	01299	AIA Group Ltd.	688,824.56	2.42
6	02378	Prudential plc *	–	468,039.33
7	01398	Industrial and Commercial Bank of China Ltd. – H Shares	457,404.61	1.61
8	02388	BOC Hong Kong (Holdings) Ltd.	394,893.34	1.39
9	00805	Glencore plc *	–	384,638.76
10	02318	Ping An Insurance (Group) Co. of China, Ltd. – H Shares	383,177.83	1.35
11	00883	CNOOC Ltd.	381,735.75	1.34
12	00001	CK Hutchison Holdings Ltd.	378,052.49	1.33
13	00267	CITIC Ltd.	341,519.68	1.20
14	00016	Sun Hung Kai Properties Ltd.	332,185.91	1.17
15	03988	Bank of China Ltd. – H Shares	320,273.32	1.13
16	00011	Hang Seng Bank Ltd.	312,203.92	1.10
17	00945	Manulife Financial Corporation *	–	289,251.63
18	01928	Sands China Ltd.	288,599.73	1.02
19	00762	China Unicom (Hong Kong) Ltd.	277,786.14	0.98
20	00066	MTR Corporation Ltd.	259,882.97	0.91
21	02888	Standard Chartered PLC	258,673.01	0.91
22	00688	China Overseas Land & Investment Ltd.	250,349.21	0.88
23	00388	Hong Kong Exchanges and Clearing Ltd.	248,536.44	0.87
24	01113	Cheung Kong Property Holdings Ltd.	227,582.78	0.80
25	00002	CLP Holdings Ltd.	208,684.82	0.73
26	00003	Hong Kong and China Gas Co. Ltd., The	205,338.65	0.72
27	00027	Galaxy Entertainment Group Ltd.	202,783.13	0.71
28	00004	Wharf (Holdings) Ltd., The	196,295.10	0.69
29	02007	Country Garden Holdings Co. Ltd.	193,132.63	0.68
30	03328	Bank of Communications Co., Ltd. – H Shares	192,915.36	0.68
31	03333	China Evergrande Group	183,497.21	0.65
32	02628	China Life Insurance Co. Ltd. – H Shares	177,472.02	0.62
33	00012	Henderson Land Development Co. Ltd.	174,249.92	0.61
34	01038	CK Infrastructure Holdings Ltd.	173,884.35	0.61
35	01109	China Resources Land Ltd.	157,678.88	0.55
36	00386	China Petroleum & Chemical Corporation – H Shares	155,376.84	0.55
37	01972	Swire Properties Ltd.	150,637.50	0.53
38	00175	Geely Automobile Holdings Ltd.	150,458.35	0.53
39	00006	Power Assets Holdings Ltd.	147,157.34	0.52
40	00020	Wheelock and Co. Ltd.	120,170.68	0.42
41	02018	AAC Technologies Holdings Inc.	119,852.80	0.42
42	00288	WH Group Ltd.	115,450.52	0.41
43	01288	Agricultural Bank of China Ltd. – H Shares	113,426.26	0.40
44	00019	Swire Pacific Ltd.	109,898.76	0.39
45	03968	China Merchants Bank Co., Ltd. – H Shares	108,115.72	0.38
46	00656	Fosun International Ltd.	104,820.88	0.37
47	00857	PetroChina Co. Ltd. – H Shares	100,852.74	0.35
48	00960	Longfor Properties Co. Ltd.	98,536.89	0.35
49	00017	New World Development Co. Ltd.	97,266.41	0.34
50	01128	Wynn Macau, Ltd.	94,766.38	0.33
Total			16,931,872.73	59.59
Market Total			28,412,843.17	100.00

Notes:

* not included in Market Total

MAIN BOARD EQUITIES

Short Selling (value)

		Short selling turnover (HK\$ mil.)	Market turnover (HK\$ mil.) *	% of market total
2016	Q2	488,227.56	3,881,459.36	12.58
	Q3	490,674.64	4,303,204.62	11.40
	Q4	406,569.77	3,923,687.04	10.36
2017	Q1	475,997.96	4,608,747.71	10.33
	Q2	504,352.77	4,591,129.68	10.99

* Included Market total for Main Board and GEM

Short Selling (share)

		Short selling turnover (mil. shs)	Market turnover (mil. shs) *	% of market total
2016	Q2	53,429.40	11,848,238.65	0.45
	Q3	53,475.70	10,997,917.09	0.49
	Q4	47,872.62	9,721,915.86	0.49
2017	Q1	52,950.87	12,564,132.55	0.42
	Q2	49,419.09	9,197,573.22	0.54

* Included Market total for Main Board and GEM

New Listing Companies Statistics

		No. of newly listed companies	No. of companies transferred from GEM *	Funds raised (HK\$ mil.) #
2016	Q2	11	0	12,489.33
	Q3	22	3	91,602.58
	Q4	29	2	56,716.17
2017	Q1	20	1	12,108.95
	Q2	13	3	38,931.42

* Included only the transfers of listing from GEM to Main Board pursuant to the revised Rule 9.24 of GEM Listing Rules and to the new Chapter 9A of the Main Board Listing Rules effective from 1 July 2008

All funds raised are attributed to the initial public offers of newly listed companies

MAIN BOARD EQUITIES

Newly Listed Companies

for 2nd quarter 2017

Code	Company	Listing date	No. of issued shares	Funds raised (HK\$ mil.)
03768	Kunming Dianchi Water Treatment Co., Ltd. – H Shares	2017/04/06	340,023,000	1,329.49
01667	Milestone Builder Holdings Ltd.	2017/04/07	800,000,000	104.00
02611	Guotai Junan Securities Co., Ltd. – H Shares	2017/04/11	1,197,827,180	17,248.71
02001	China New Higher Education Group Ltd.	2017/04/19	1,431,100,000	795.69
01257	China Everbright Greentech Ltd.	2017/05/08	2,066,078,000	3,380.82
06033	Telecom Digital Holdings Ltd. *	2017/05/10	402,949,000	–
01655	Okura Holdings Ltd.	2017/05/15	500,000,000	150.00
03329	BOCOM International Holdings Co. Ltd.	2017/05/19	2,734,392,000	1,968.17
00804	Pinestone Captial Ltd. *	2017/06/08	4,910,000,000	–
01679	Risecomm Group Holdings Ltd.	2017/06/09	810,000,000	210.00
06038	G & M Holdings Ltd.	2017/06/13	1,000,000,000	102.50
02269	WuXi Biologics (Cayman) Inc.	2017/06/13	1,163,065,057	4,571.75
01630	Kin Shing Holdings Ltd.	2017/06/16	1,500,000,000	142.50
01551	Guangzhou Rural Commercial Bank Co., Ltd. – H Shares	2017/06/20	1,582,900,000	8,072.79
01631	REF Holdings Ltd. *	2017/06/20	256,000,000	–
01571	Xin Point Holdings Ltd.	2017/06/28	1,000,000,000	855.00
Total				38,931.42

* Transfers of listing from GEM to Main Board pursuant to the revised Rule 9.24 of the GEM Listing Rules and to the new Chapter 9A of the Main Board Listing Rules effective from 1 July 2008.

MAIN BOARD EQUITIES

Withdrawal of Listed Companies

for 2nd quarter 2017

Code	Company	Last trading date	Delisted date
01833	Intime Retail (Group) Co. Ltd.	2017/05/10	2017/05/22
00549	Jilin Qifeng Chemical Fiber Co., Ltd. – H Shares	2017/06/12	2017/06/16

MAIN BOARD EQUITIES

Company Name Changes

for 2nd quarter 2017

Code	Old name	New name	Effective date	Adoption date
03638	Goldenmars Technology Holdings Ltd.	Huabang Financial Holdings Ltd.	2017/03/09	2017/04/07
01683	LC Group Holdings Ltd.	Royal China International Holdings Ltd.	2017/03/17	2017/04/28
01293	Baoxin Auto Group Ltd.	Grand Baoxin Auto Group Ltd.	2017/04/06	2017/05/10
02327	U-Home Group Holdings Ltd.	Meilleure Health International Industry Group Ltd.	2017/03/21	2017/05/15
00789	Artini China Co. Ltd.	Primeview Holdings Ltd.	2017/03/14	2017/05/19
01383	Sun Century Group Ltd.	Suncity Group Holdings Ltd.	2017/04/11	2017/05/23
02309	Birmingham International Holdings Ltd.	Birmingham Sports Holdings Ltd.	2017/04/06	2017/05/24
01020	Sinoref Holdings Ltd.	Cybernaut International Holdings Co. Ltd.	2017/04/20	2017/05/31
01341	Clear Lift Holdings Ltd.	Hao Tian International Construction Investment Group Ltd.	2017/05/09	2017/06/01
01141	Skyway Securities Group Ltd.	CMBC Capital Holdings Ltd.	2017/05/15	2017/06/05
01112	Biostime International Holdings Ltd.	Health and Happiness (H&H) International Holdings Ltd.	2017/05/12	2017/06/08
00928	Tack Fiori International Group Ltd.	Life Healthcare Group Ltd.	2017/05/02	2017/06/08
01127	1010 Printing Group Ltd.	Lion Rock Group Ltd.	2017/05/02	2017/06/12
01038	Cheung Kong Infrastructure Holdings Ltd. *	CK Infrastructure Holdings Ltd.	2017/05/10	2017/06/12
00918	Takson Holdings Ltd.	State Energy Group International Assets Holdings Ltd.	2017/05/18	2017/06/21
00271	Dan Form Holdings Co. Ltd.	Asiasec Properties Ltd.	2017/06/09	2017/06/22
00372	ITC Corporation Ltd.	PT International Development Corporation Ltd.	2017/05/31	2017/06/22
00976	Chiho-Tiande Group Ltd.	Chiho Environmental Group Ltd.	2017/05/25	2017/06/23
00673	China HealthCare Holdings Ltd.	China Health Group Ltd.	2015/10/13	2017/06/23
00844	Grand Concord International Holdings Ltd.	Greatime International Holdings Ltd.	2017/05/31	2017/06/29
00491	See Corporation Ltd.	Emperor Culture Group Ltd.	2017/05/16	2017/06/30

* Change of English name only

MAIN BOARD EQUITIES

Bonus Issues/Bonus Warrants

for 2nd quarter 2017

Code	Company	Particulars	Ex-date
00091	International Standard Resources Holdings Ltd.	1 wt for 5	2017/04/18
00987	China Renewable Energy Investment Ltd.	1 wt for 5	2017/05/02
01560	Star Properties Group (Cayman Islands) Ltd.	1 for 1	2017/05/04
00771	Automated Systems Holdings Ltd.	1 for 10	2017/05/22
06183	China Greenfresh Group Co., Ltd.	1 for 1	2017/06/01
00833	Alltronics Holdings Ltd.	8 for 10	2017/06/05
00131	Cheuk Nang (Holdings) Ltd.	1 wt for 27	2017/06/06
00012	Henderson Land Development Co. Ltd.	1 for 10	2017/06/07
00003	Hong Kong and China Gas Co. Ltd., The	1 for 10	2017/06/09
06830	Huazhong In-Vehicle Holdings Co. Ltd.	1 for 10	2017/06/09
01986	Tsaker Chemical Group Ltd.	1 for 1	2017/06/23
02338	Weichai Power Co. Ltd. – H Shares	10 for 10	2017/06/23

Share Split/Consolidation

for 2nd quarter 2017

Code	Company	Particulars	Effective date
01499	LEAP Holdings Group Ltd.	Split 1 into 2	2017/04/24
02728	Yuhua Energy Holdings Ltd.	Split 1 into 2	2017/04/27
02213	Yi Hua Holdings Ltd.	Split 1 into 2	2017/05/10
00362	China Zenith Chemical Group Ltd.	Consolidation 4 into 1	2017/05/15
00635	Playmates Holdings Ltd.	Split 1 into 10	2017/05/19
01104	APAC Resources Ltd.	Consolidation 10 into 1	2017/06/02
00198	SMI Holdings Group Ltd.	Consolidation 5 into 1	2017/06/05
00459	Midland IC&I Ltd.	Consolidation 10 into 1	2017/06/28

MAIN BOARD EQUITIES

Rights Issues & Open Offers

for 2nd quarter 2017

Month	Code	Company	Ratio	Funds raised (HK\$ mil.)
Apr	00166	New Times Energy Corporation Ltd.	Open offer 1 for 2 @\$0.25	738.79
	00582	Landing International Development Ltd.	Rts 5 for 1 @\$0.05	5,141.47
	01224	C C Land Holdings Ltd.	Rts 1 for 2 @\$2.00	2,588.22
	00143	Global Tech (Holdings) Ltd.	Rts 1 for 2 @\$0.17	439.11
May	00968	Xinyi Solar Holdings Ltd.	Rts 1 for 10 @\$2.24	1,511.73
Jun	00222	Min Xin Holdings Ltd.	Rts 3 for 10 @\$6.00	826.97
	00612	China Investment Fund International Holdings Ltd.	Open offer 1 for 10 @\$0.56	61.99
	00431	Greater China Financial Holdings Ltd.	Open offer 1 for 2 @\$0.10	228.79
	00687	Hong Kong Int'l Construction Inv Management Group Co., Ltd.	Rts 2 for 1 @\$4.08	9,254.79
	00990	Theme International Holdings Ltd.	Rts 1 for 2 @\$0.15	394.71
	01380	China Kingstone Mining Holdings Ltd.	Rts 5 for 1 @\$0.12	283.21
Total				21,469.78

MAIN BOARD EQUITIES

Placing*

Month	Code	Company	No. of new shares placed	Placing price (HK\$)	Funds raised (HK\$ mil.)	
2017						
Apr	03344	ADDCHANCE	250,000,000	0.0800	20.00	
	01486	C CHENG HLDGS	79,473,780	1.9900	158.15	
	01090	DA MING INT'L	103,750,000	3.5000	363.13	
	00989	GROUND INTL DEV	338,351,000	1.2000	406.02	
	00196	HONGHUA GROUP	1,388,364,000	0.7700	1,069.04	
	02362	JINCHUAN INTL	483,000,000	0.8000	386.40	
	01246	NGAISHUN HOLD	2,600,000,000	0.2000	520.00	
	00575	REGENT PACIFIC	100,000,000	0.4050	40.50	
	02012	SUNSHINE OIL	140,874,000	0.2410	33.95	
	03823	TECH PRO	489,370,000	0.1280	62.64	
	00686	UNITED PV	270,000,000	0.8300	224.10	
	00209	WINSHINE SCI	680,000,000	0.1800	122.40	
	01818	ZHAOJIN MINING	174,869,000	6.9300	1,211.84	
	May	00996	CARNIVAL GROUP	300,000,000	0.8000	240.00
		02349	CH CITY INFRA	360,000,000	0.5000	180.00
		02312	CH FIN LEASING	148,000,000	0.2000	29.60
02133		CH POLYMETAL	397,753,000	0.2060	81.94	
00139		CH SOFT POWER	1,300,040,000	0.1550	201.51	
00348		CHINAHEALTHWISE	363,636,363	0.1650	60.00	
01141		CMBC CAPITAL	26,950,000,000	0.0320	862.40	
02298		COSMO LADY	240,000,000	2.5000	600.00	
00705		DINGHE MINING	150,000,000	0.0395	5.93	
00764		ETERNITY INV	643,200,000	0.1600	102.91	
02196		FOSUN PHARMA	80,656,500	28.8000	2,322.91	
00546		FUFENG GROUP	140,000,000	5.5500	777.00	
01341		HAO TIAN INTL	200,000,000	0.6200	124.00	
00958		HN RENEWABLES	838,536,000	2.6100	2,188.58	
00196		HONGHUA GROUP	725,636,000	0.7700	558.74	
01087		INVESTECH HLDGS	156,000,000	0.3600	56.16	
00442		KTL INT'L	12,600,000	5.0600	63.76	
00877		O-NET TECH GP	50,000,000	5.2500	262.50	
00498		PYI CORP	915,470,000	0.1560	142.81	
06198		QINGDAO PORT	243,000,000	4.3200	1,049.76	
01520	RUNWAY GLOBAL	860,000,000	0.2380	204.68		
00058	SUNWAY INT'L	872,880,000	0.0860	75.07		
01986	TSAKER CHEM	21,000,000	5.1500	108.15		
03669	YONGDA AUTO	135,000,000	6.5800	888.30		
Jun	00959	AMAX INT HOLD	16,000,000	0.4300	6.88	
	00926	BESUNYEN	90,000,000	0.5000	45.00	
	00510	CASH FIN SER GP	826,000,000	0.2800	231.28	
	02349	CH CITY INFRA	100,000,000	0.5000	50.00	
	00673	CHINA HEALTH	420,000,000	0.1700	71.40	

MAIN BOARD EQUITIES

Month	Code	Company	No. of new shares placed	Placing price (HK\$)	Funds raised (HK\$mil.)
	00348	CHINAHEALTHWISE	819,914,000	0.1400	114.79
	01636	CMRU	74,074,074	2.7000	200.00
	00611	CNE TECH CORP	180,000,000	1.0100	181.80
	01808	ENTERPRISE DEV	25,000,000	1.2300	30.75
	01293	GRAND BAOXIN	280,000,000	3.5000	980.00
	02768	JIAYUAN INTL	352,500,000	3.3500	1,180.88
	01239	JIN BAO BAO H	833,340,000	0.0600	50.00
	03303	JUTAL OIL SER	803,562,111	1.2000	964.27
	02011	KEE	30,000,000	1.0000	30.00
	02222	NVC LIGHTING	368,357,000	0.8000	294.69
	02668	PAK TAK INT'L	283,000,000	0.2800	79.24
	01106	SINO HAIJING	1,230,560,000	0.1300	159.97
	02366	SMI CULTURE	214,285,000	0.7000	150.00
	02012	SUNSHINE OIL	67,511,000	0.2370	16.00
	02340	SYNERGIS HOLD	69,520,000	1.0900	75.78
	00686	UNITED PV	700,000,000	0.9500	665.00
	00913	UNITY INV HOLD	116,000,000	0.1000	11.60
	02098	ZALL GROUP	357,141,000	4.2000	1,499.99
	00672	ZHONGAN REALEST	469,716,000	0.5560	261.16
	00881	ZHONGSHENG HLDG	120,557,263	11.1506	1,344.29
Total					24,499.63

* Due to the reporting time-lag, placing figures for the quarter are provisional.

MAIN BOARD WARRANTS

Warrant Trading Statistics

		Equity wts (HK\$ mil.)	Derivative wts (HK\$ mil.)	Total (HK\$ mil.)
2016	Q2	64.04	677,965.49	678,029.53
	Q3	83.83	618,585.83	618,669.66
	Q4	70.69	514,959.75	515,030.44
2017	Q1	81.08	725,133.37	725,214.45
	Q2	77.29	534,338.11	534,415.40

Warrant Market Value

		Number	Equity wts (HK\$mil.)	Number	Derivative wts (HK\$mil.)	Total no.	Total (HK\$mil.)
2016	Q2	11	1,018.90	4,070	51,518.27	4,081	52,537.17
	Q3	11	1,371.20	4,006	76,719.27	4,017	78,090.47
	Q4	8	847.55	3,705	42,844.32	3,713	43,691.87
2017	Q1	7	550.11	3,988	58,457.44	3,995	59,007.55
	Q2	8	507.43	4,360	96,450.95	4,368	96,958.38

New Listing Statistics – Warrants

		No. of newly listed equity wts	No. of newly listed derivative wts	Amount raised (HK\$mil.)
2016	Q2	2	1,045	21,652.05
	Q3	1	1,354	28,479.35
	Q4	0	1,200	23,813.28
2017	Q1	1	1,502	26,809.66
	Q2	3	1,532	29,325.10

Newly Listed Equity Warrants

for 2nd quarter 2017

Code	Equity warrants	Initial issued amount (HK\$)	Listing date	Expiry	Amount raised (HK\$ mil.)
01487	International Standard Resources Holdings Ltd. Warrants 2018	89,108,758	2017/05/12	2018/05/10	-
01677	China Renewable Energy Investment Ltd. Warrants 2018	108,393,105	2017/05/22	2018/05/18	-
01590	Cheuk Nang (Holdings) Ltd. Warrants 2018	86,574,822	2017/06/22	2018/06/21	-
Total					-

MAIN BOARD WARRANTS

Newly Listed Derivative Warrants

for 2nd quarter 2017

Code	Derivative warrants	No. of issue (units)	Listing date	Expiry	Amount raised (HK\$ mil.)
13138	BOCI Asia Ltd. – Tencent Holdings European Wts Nov 2017 A	200,000,000	2017/04/03	2017/11/27	30.80
13164	Credit Suisse AG – AAC Tech European Warrants Aug 2018 A	100,000,000	2017/04/03	2018/08/31	25.00
13182	Credit Suisse AG – Ch Overseas European Warrants Dec 2017 B	70,000,000	2017/04/03	2017/12/22	10.50
13194	Credit Suisse AG – Galaxy Ent European Warrants Aug 2017 A	50,000,000	2017/04/03	2017/08/28	11.50
13160	HK Bank – AAC Tech European Warrants Feb 2018 A	80,000,000	2017/04/03	2018/02/28	12.00
13154	HK Bank – Kingsoft European Warrants Oct 2017 A	40,000,000	2017/04/03	2017/10/31	10.00
13267	J P Morgan SP BV – CITIC Bank European Warrants Sep 2017 A	100,000,000	2017/04/03	2017/09/04	16.80
13271	J P Morgan SP BV – CKI Holdings European Warrants Dec 2017 A	60,000,000	2017/04/03	2017/12/29	15.06
13251	J P Morgan SP BV – China Mob European Wts Aug 2017 B	100,000,000	2017/04/03	2017/08/01	16.70
13196	J P Morgan SP BV – Ch Overseas European Warrants Dec 2017 A	100,000,000	2017/04/03	2017/12/29	15.60
13259	J P Morgan SP BV – HSBC European Warrants Oct 2017 B	100,000,000	2017/04/03	2017/10/03	25.10
13273	J P Morgan SP BV – HSI European Warrants Sep 2017 C	300,000,000	2017/04/03	2017/09/28	46.20
13264	J P Morgan SP BV – Kingsoft European Warrants Jan 2018 A	60,000,000	2017/04/03	2018/01/02	15.18
13272	J P Morgan SP BV – PWR Assets European Warrants Dec 2017 A	60,000,000	2017/04/03	2017/12/29	15.12
13195	UBS AG – China Overseas European Warrants Dec 2017 A	70,000,000	2017/04/03	2017/12/22	10.50
13352	Credit Suisse AG – Brilliance Chi European Wts Dec 2017 A	50,000,000	2017/04/05	2017/12/29	12.50
13368	Credit Suisse AG – Tencent Holdings European Wts Jul 2018 A	150,000,000	2017/04/05	2018/07/27	22.50
13320	HK Bank – AIA European Put Warrants Oct 2017 A	40,000,000	2017/04/05	2017/10/04	10.00
13341	HK Bank – Galaxy Ent European Put Warrants Sep 2017 A	60,000,000	2017/04/05	2017/09/26	12.00
13325	HK Bank – HKEX European Warrants May 2018 A	100,000,000	2017/04/05	2018/05/31	15.00
13333	HK Bank – HSCEI European Put Warrants Nov 2017 A	150,000,000	2017/04/05	2017/11/29	30.00
13327	HK Bank – HSI European Warrants Mar 2018 A	150,000,000	2017/04/05	2018/03/28	22.50
13343	HK Bank – Sands China European Put Warrants Sep 2017 B	60,000,000	2017/04/05	2017/09/27	12.00
13373	J P Morgan SP BV – CSDC European Warrants Jan 2018 A	60,000,000	2017/04/05	2018/01/03	15.24
13370	J P Morgan SP BV – Galaxy Ent European Put Wts Nov 2017 B	100,000,000	2017/04/05	2017/11/02	27.70
13371	J P Morgan SP BV – Melco Int'l Dev European Wts Apr 2018 A	60,000,000	2017/04/05	2018/04/06	15.06
13377	J P Morgan SP BV – Ping An European Put Warrants Oct 2017 A	100,000,000	2017/04/05	2017/10/06	25.60
13337	Macquarie Bank Ltd. – Bank of EA European Wts Feb 2018 A	40,000,000	2017/04/05	2018/02/02	10.48
13280	Macquarie Bank Ltd. – Chinasoft Int'l European Wt Mar 2018 A	14,000,000	2017/04/05	2018/03/12	10.05
13338	Macquarie Bank Ltd. – Chow Tai Fook European Wts Jul 2019 A	40,000,000	2017/04/05	2019/07/04	10.00
13295	Macquarie Bank Ltd. – Sino Biopharm European Wts Jan 2020 A	40,000,000	2017/04/05	2020/01/16	10.00
13307	UBS AG – Galaxy Ent European Put Warrants Aug 2017 A	70,000,000	2017/04/05	2017/08/31	10.50
13407	Haitong Int'l Sec – HSI European Warrants Sep 2017 C	200,000,000	2017/04/06	2017/09/28	30.40
13410	Haitong Int'l Sec – HSI European Warrants Nov 2017 A	200,000,000	2017/04/06	2017/11/29	30.00
13391	Haitong Int'l Sec – HSI European Warrants Jan 2018 B	200,000,000	2017/04/06	2018/01/30	34.40
13409	Haitong Int'l Sec – HSI European Warrants Mar 2018 B	200,000,000	2017/04/06	2018/03/28	31.40
13416	Haitong Int'l Sec – HSI European Put Warrants Aug 2017 B	200,000,000	2017/04/06	2017/08/30	31.00
13414	Haitong Int'l Sec – HSI European Put Warrants Sep 2017 D	200,000,000	2017/04/06	2017/09/28	44.40
13418	Macquarie Bank Ltd. – Goldwind European Warrants Jun 2018 A	30,000,000	2017/04/06	2018/06/19	10.02
13424	UBS AG – Lenovo European Warrants Jul 2017 C	50,000,000	2017/04/06	2017/07/05	10.30
13422	UBS AG – SHK Ppt European Put Warrants Oct 2017 B	30,000,000	2017/04/06	2017/10/11	10.02
13462	Credit Suisse AG – Galaxy Ent European Put Wts Oct 2017 B	50,000,000	2017/04/07	2017/10/06	13.00

MAIN BOARD WARRANTS

Code	Derivative warrants	No. of issue			Amount raised (HK\$mil.)
		(units)	Listing date	Expiry	
13460	Credit Suisse AG – SMIC European Warrants Mar 2018 A	60,000,000	2017/04/07	2018/03/29	15.00
13440	HK Bank – Evergrande European Warrants Oct 2017 A	30,000,000	2017/04/07	2017/10/31	12.00
13441	HK Bank – Sands China European Warrants Oct 2017 A	40,000,000	2017/04/07	2017/10/31	10.00
13432	Macquarie Bank Ltd. – R&F Ppt European Warrants Dec 2017 A	10,000,000	2017/04/07	2017/12/04	10.31
13442	Macquarie Bank Ltd. – HSBC European Put Warrants Nov 2017 C	27,000,000	2017/04/07	2017/11/02	10.26
13456	Macquarie Bank Ltd. – PetroChina European Put Wts Nov 2017 B	20,000,000	2017/04/07	2017/11/02	10.00
13458	SG Issuer – Ch Mob European Warrants Oct 2017 B	60,000,000	2017/04/07	2017/10/06	15.30
13434	SG Issuer – Li & Fung European Warrants Dec 2017 A	25,000,000	2017/04/07	2017/12/05	12.25
13467	UBS AG – HKEX European Put Warrants Oct 2017 A	100,000,000	2017/04/07	2017/10/03	15.00
13469	BOCI Asia Ltd. – CC Bank European Warrants Oct 2017 A	100,000,000	2017/04/10	2017/10/24	20.10
13480	BNP Paribas Issuance B.V. – Ch Railway Euro Wts Dec 2017 B	80,000,000	2017/04/10	2017/12/04	34.40
13471	Macquarie Bank Ltd. – China Unicom European Wts Mar 2018 A	20,000,000	2017/04/10	2018/03/02	10.00
13478	Macquarie Bank Ltd. – GAC European Put Warrants May 2018 A	40,000,000	2017/04/10	2018/05/02	10.00
13496	BOCI Asia Ltd. – AAC Tech European Warrants Feb 2018 A	100,000,000	2017/04/11	2018/02/28	15.00
13493	BOCI Asia Ltd. – Evergrande European Warrants Oct 2017 A	20,000,000	2017/04/11	2017/10/16	12.40
13504	BOCI Asia Ltd. – Galaxy Ent European Warrants Oct 2017 A	100,000,000	2017/04/11	2017/10/06	28.00
13505	BOCI Asia Ltd. – Sands China European Warrants Nov 2017 A	100,000,000	2017/04/11	2017/11/27	20.10
13539	Credit Suisse AG – Sinopec Corp European Warrants Oct 2017 A	50,000,000	2017/04/11	2017/10/31	12.50
13531	Credit Suisse AG – Kingsoft European Warrants Dec 2017 A	50,000,000	2017/04/11	2017/12/08	12.50
13528	Credit Suisse AG – Lenovo European Warrants Sep 2017 A	50,000,000	2017/04/11	2017/09/29	12.50
13515	Haitong Int'l Sec – BBMG European Warrants Dec 2018 A	150,000,000	2017/04/11	2018/12/31	37.95
13485	Haitong Int'l Sec – China Mobile European Warrants Jul 2017A	100,000,000	2017/04/11	2017/07/26	15.10
13482	Haitong Int'l Sec – Galaxy Ent European Put Warrants Sep 17B	100,000,000	2017/04/11	2017/09/29	20.00
13483	Haitong Int'l Sec – Tencent European Put Warrants Oct 2017 C	150,000,000	2017/04/11	2017/10/26	22.50
13492	Macquarie Bank Ltd. – Lenovo European Put Warrants Dec 2017A	19,000,000	2017/04/11	2017/12/04	10.03
13486	Macquarie Bank Ltd. – Tencent European Warrants Nov 2017 A	22,000,000	2017/04/11	2017/11/02	10.01
13522	UBS AG – BOC HK European Warrants Jan 2018 A	60,000,000	2017/04/11	2018/01/24	10.44
13523	UBS AG – GAC European Warrants Dec 2017 A	40,000,000	2017/04/11	2017/12/28	10.00
13524	UBS AG – KECL European Warrants Oct 2017 A	20,000,000	2017/04/11	2017/10/16	10.00
13559	BNP Paribas Issuance B.V. – CKP European Wts Jan 2018 A	40,000,000	2017/04/12	2018/01/03	10.00
13558	BNP Paribas Issuance B.V. – Sinopec Corp Eu Wts Nov 2017 A	40,000,000	2017/04/12	2017/11/02	10.00
13557	BNP Paribas Issuance B.V. – China Tel Euro Wts Apr 2018 A	40,000,000	2017/04/12	2018/04/04	10.00
13561	BNP Paribas Issuance B.V. – Galaxy Ent Euro Wts May 2018 A	40,000,000	2017/04/12	2018/05/03	10.00
13542	BNP Paribas Issuance B.V. – HKEX European Wts Feb 2018 A	80,000,000	2017/04/12	2018/02/02	12.00
13541	BNP Paribas Issuance B.V. – Tencent Hldgs Eu Wt Apr 2019 B	80,000,000	2017/04/12	2019/04/02	20.00
13604	Credit Suisse AG – Lenovo European Warrants Oct 2017 A	50,000,000	2017/04/12	2017/10/11	12.50
13593	Haitong Int'l Sec – China Shenhua European Warrants Dec 17 B	100,000,000	2017/04/12	2017/12/29	25.30
13568	Haitong Int'l Sec – China Telecom European Warrants Jan 18 A	100,000,000	2017/04/12	2018/01/31	25.00
13563	Haitong Int'l Sec – Jiangxi Copper European Warrants Dec 17C	150,000,000	2017/04/12	2017/12/01	23.70
13584	Haitong Int'l Sec – Lenovo European Warrants Aug 2017 C	100,000,000	2017/04/12	2017/08/30	21.00
13592	Haitong Int'l Sec – Sihuan Pharm European Warrants Jun 2018A	50,000,000	2017/04/12	2018/06/29	39.50
13632	J P Morgan SP BV – CC Bank European Wts Aug 2017 C	100,000,000	2017/04/12	2017/08/31	20.90
13658	J P Morgan SP BV – Sinopec Corp Eu Put Wt Oct 2017 A	100,000,000	2017/04/12	2017/10/31	25.10
13665	J P Morgan SP BV – Lenovo European Warrants Nov 2017 A	100,000,000	2017/04/12	2017/11/03	25.10

MAIN BOARD WARRANTS

Code	Derivative warrants	No. of issue			Amount raised (HK\$mil.)
		(units)	Listing date	Expiry	
13602	Macquarie Bank Ltd. – HKEX European Warrants Nov 2017 A	36,000,000	2017/04/12	2017/11/02	10.04
13625	UBS AG – Anhui Conch European Warrants Sep 2017 A	70,000,000	2017/04/12	2017/09/26	12.25
13605	UBS AG – Ch Comm Cons European Warrants Oct 2017 A	15,000,000	2017/04/12	2017/10/11	10.10
13624	UBS AG – Evergrande European Warrants Oct 2017 A	20,000,000	2017/04/12	2017/10/11	17.24
13621	UBS AG – Sands China European Put Warrants Sep 2017 A	70,000,000	2017/04/12	2017/09/27	12.95
13672	BOCI Asia Ltd. – CKP European Warrants Oct 2017 A	100,000,000	2017/04/13	2017/10/04	16.80
13669	BOCI Asia Ltd. – Kingsoft European Warrants Oct 2017 B	100,000,000	2017/04/13	2017/10/31	25.00
13668	BOCI Asia Ltd. – Lenovo European Warrants Aug 2017 B	80,000,000	2017/04/13	2017/08/31	12.00
13755	BNP Paribas Issuance B.V. – Ch Shenhua Euro Wts Jan 2018 A	60,000,000	2017/04/13	2018/01/03	16.20
13746	BNP Paribas Issuance B.V. – Geely Auto Euro Wts Dec 2017 A	100,000,000	2017/04/13	2017/12/04	20.00
13738	BNP Paribas Issuance B.V. – Geely Auto Euro Wts Mar 2018 A	100,000,000	2017/04/13	2018/03/02	23.00
13678	HK Bank – Anhui Conch European Warrants Sep 2017 A	60,000,000	2017/04/13	2017/09/29	10.80
13677	HK Bank – CNOOC European Warrants Oct 2017 A	40,000,000	2017/04/13	2017/10/31	11.20
13679	HK Bank – Foxconn European Warrants Oct 2017 A	40,000,000	2017/04/13	2017/10/31	10.00
13675	HK Bank – Geely Auto European Warrants Dec 2017 E	150,000,000	2017/04/13	2017/12/29	37.50
13766	J P Morgan SP BV – China Tel European Warrants Dec 2017 A	80,000,000	2017/04/13	2017/12/01	13.28
13762	J P Morgan SP BV – NCI European Warrants Dec 2017 A	60,000,000	2017/04/13	2017/12/04	15.30
13736	Macquarie Bank Ltd. – CNOOC European Warrants Apr 2018 A	24,000,000	2017/04/13	2018/04/04	12.00
13724	Macquarie Bank Ltd. – Galaxy Ent European Wts Dec 2017 A	40,000,000	2017/04/13	2017/12/04	10.00
13737	Macquarie Bank Ltd. – Tencent European Put Wts Nov 2017 B	20,000,000	2017/04/13	2017/11/02	10.00
13820	Credit Suisse AG – Geely Auto European Warrants Nov 2017 A	100,000,000	2017/04/18	2017/11/20	19.00
13795	HK Bank – CAM CSI300 European Warrants Aug 2017 A	80,000,000	2017/04/18	2017/08/31	12.00
13793	HK Bank – CITIC Bank European Warrants Oct 2017 A	40,000,000	2017/04/18	2017/10/31	10.00
13794	HK Bank – Evergrande European Warrants Apr 2018 A	100,000,000	2017/04/18	2018/04/26	15.00
13792	Haitong Int'l Sec – CC Bank European Warrants Aug 2017 A	100,000,000	2017/04/18	2017/08/24	17.00
13771	Haitong Int'l Sec – HKEX European Warrants May 2018 A	250,000,000	2017/04/18	2018/05/30	37.50
13784	Haitong Int'l Sec – Tencent European Warrants Jul 2018 A	150,000,000	2017/04/18	2018/07/30	22.50
13796	Haitong Int'l Sec – Tencent European Put Warrants Oct 2017 D	150,000,000	2017/04/18	2017/10/03	22.50
13819	Macquarie Bank Ltd. – BYD European Put Warrants Dec 2017 A	18,000,000	2017/04/18	2017/12/04	10.03
13817	Macquarie Bank Ltd. – Foxconn European Warrants Jan 2018 A	28,000,000	2017/04/18	2018/01/03	10.02
13797	Macquarie Bank Ltd. – SUNAC European Warrants Oct 2018 A	40,000,000	2017/04/18	2018/10/18	10.00
13831	UBS AG – CC Bank European Warrants Aug 2017 C	70,000,000	2017/04/18	2017/08/24	10.50
13829	UBS AG – Galaxy Ent European Warrants Jul 2017 A	50,000,000	2017/04/18	2017/07/27	10.25
13834	UBS AG – PetroChina European Warrants Sep 2017 A	70,000,000	2017/04/18	2017/09/26	10.64
13950	Credit Suisse AG – BOCL European Warrants Jan 2018 A	50,000,000	2017/04/19	2018/01/30	12.50
13955	Credit Suisse AG – CC Bank European Warrants Sep 2017 A	50,000,000	2017/04/19	2017/09/22	10.00
13975	Credit Suisse AG – CKP European Warrants Oct 2017 A	40,000,000	2017/04/19	2017/10/30	10.00
13967	Credit Suisse AG – PetroChina European Warrants Oct 2017 A	50,000,000	2017/04/19	2017/10/04	10.00
13882	HK Bank – HSCEI European Put Warrants Dec 2017 C	150,000,000	2017/04/19	2017/12/28	22.50
13878	HK Bank – China Vanke European Warrants Dec 2017 A	40,000,000	2017/04/19	2017/12/29	10.00
13977	J P Morgan SP BV – Sinopec Corp European Warrants Dec 2017 A	100,000,000	2017/04/19	2017/12/04	25.80
13987	J P Morgan SP BV – KECL European Warrants Nov 2017 A	40,000,000	2017/04/19	2017/11/01	10.64
13976	J P Morgan SP BV – Tencent European Warrants Jul 2017 E	100,000,000	2017/04/19	2017/07/31	44.40
13848	Macquarie Bank Ltd. – CITIC Sec European Warrants Aug 2018 A	40,000,000	2017/04/19	2018/08/02	10.00

MAIN BOARD WARRANTS

Code	Derivative warrants	No. of issue			Amount raised (HK\$mil.)
		(units)	Listing date	Expiry	
13884	Macquarie Bank Ltd. – China Life European Wts Nov 2017 A	5,000,000	2017/04/19	2017/11/02	10.00
13850	Macquarie Bank Ltd. – CRRC European Warrants Jul 2018 A	8,000,000	2017/04/19	2018/07/04	10.43
13837	Macquarie Bank Ltd. – Huadian Fuxin European Warrants May18A	28,000,000	2017/04/19	2018/05/15	10.33
13895	Macquarie Bank Ltd. – MTRC European Warrants Mar 2018 A	40,000,000	2017/04/19	2018/03/02	10.00
13899	Macquarie Bank Ltd. – PICC P&C European Warrants Dec 2017 A	18,000,000	2017/04/19	2017/12/04	10.03
13886	Macquarie Bank Ltd. – Tencent European Warrants Nov 2017 C	12,000,000	2017/04/19	2017/11/02	10.03
13853	Macquarie Bank Ltd. – China Vanke European Wts Jan 2018 A	40,000,000	2017/04/19	2018/01/03	10.00
13863	SG Issuer – CNOOC European Warrants Oct 2017 B	40,000,000	2017/04/19	2017/10/06	10.00
13930	SG Issuer – CSOP A50 ETF European Warrants Oct 2017 A	30,000,000	2017/04/19	2017/10/06	10.50
13940	SG Issuer – A50 China European Warrants Nov 2017 A	30,000,000	2017/04/19	2017/11/03	13.20
13875	SG Issuer – Petch European Warrants Nov 2017 A	60,000,000	2017/04/19	2017/11/03	15.00
13944	SG Issuer – Tracker Fund European Warrants Aug 2018 A	100,000,000	2017/04/19	2018/08/03	15.00
13926	UBS AG – Evergrande European Warrants Apr 2018 A	100,000,000	2017/04/19	2018/04/26	15.00
13920	UBS AG – HSBC European Warrants Aug 2017 C	100,000,000	2017/04/19	2017/08/30	16.30
13922	UBS AG – HS H-SHARE European Warrants Dec 2017 A	50,000,000	2017/04/19	2017/12/29	14.60
13909	UBS AG – Haitong Sec European Warrants Aug 2018 A	70,000,000	2017/04/19	2018/08/20	17.50
13916	UBS AG – Sands China European Warrants Sep 2017 B	70,000,000	2017/04/19	2017/09/26	10.57
13917	UBS AG – Zijin Mining European Warrants Dec 2017 A	30,000,000	2017/04/19	2017/12/29	10.08
14037	BNP Paribas Issuance B.V. – Agricultural Bank Eu Wt Dec17A	80,000,000	2017/04/20	2017/12/04	12.80
14031	BNP Paribas Issuance B.V. – CITIC Sec Euro Wts Dec 2017 B	80,000,000	2017/04/20	2017/12/04	12.00
14022	BNP Paribas Issuance B.V. – Evergrande Euro Wts May 2018 A	120,000,000	2017/04/20	2018/05/03	19.20
14045	BNP Paribas Issuance B.V. – HSI European Wts Jun 2018 A	80,000,000	2017/04/20	2018/06/28	24.00
14050	BNP Paribas Issuance B.V. – HSI Euro Put Wts Feb 2018 A	80,000,000	2017/04/20	2018/02/27	22.40
14035	BNP Paribas Issuance B.V. – Haitong Sec Eu Wts Dec 2017 A	40,000,000	2017/04/20	2017/12/04	26.00
14023	BNP Paribas Issuance B.V. – SUNAC European Warrants Oct18A	100,000,000	2017/04/20	2018/10/03	26.00
14080	Credit Suisse AG – Henderson Land European Warrants Dec 17 A	40,000,000	2017/04/20	2017/12/29	10.00
13998	HK Bank – China Shenhua European Warrants Oct 2017 A	80,000,000	2017/04/20	2017/10/24	12.00
14092	J P Morgan SP BV – CSOP A50 ETF European Warrants Aug 2017 A	60,000,000	2017/04/20	2017/08/01	10.14
14087	J P Morgan SP BV – A50 China European Warrants Sep 2017 A	60,000,000	2017/04/20	2017/09/01	13.74
14052	Macquarie Bank Ltd – Skyworth Digital European Wts Mar 2018 A	10,000,000	2017/04/20	2018/03/16	10.00
14062	SG Issuer – Evergrande European Warrants May 2018 A	100,000,000	2017/04/20	2018/05/04	15.00
14014	SG Issuer – Evergrande European Warrants Jun 2018 A	100,000,000	2017/04/20	2018/06/05	25.00
13997	SG Issuer – KECL European Warrants Nov 2017 A	14,000,000	2017/04/20	2017/11/03	10.08
14021	SG Issuer – PICC P&C European Warrants Nov 2017 A	12,000,000	2017/04/20	2017/11/03	10.08
14079	UBS AG – AAC Tech European Warrants Feb 2018 A	70,000,000	2017/04/20	2018/02/26	10.50
14078	UBS AG – CAM CSI300 European Warrants Aug 2017 A	70,000,000	2017/04/20	2017/08/28	10.50
14077	UBS AG – CSOP A50 ETF European Warrants Aug 2017 A	70,000,000	2017/04/20	2017/08/25	13.44
14068	UBS AG – A50 China European Warrants Aug 2017 A	70,000,000	2017/04/20	2017/08/29	11.27
14095	BOCI Asia Ltd. – China Mobile European Warrants Oct 2017 A	100,000,000	2017/04/21	2017/10/23	25.00
14208	Credit Suisse AG – China Mobile European Warrants Oct 2017 B	70,000,000	2017/04/21	2017/10/04	13.30
14217	Credit Suisse AG – HSBC European Wts Aug 2017 C	100,000,000	2017/04/21	2017/08/30	15.00
14221	Credit Suisse AG – New World Dev European Wts Aug 2017 A	30,000,000	2017/04/21	2017/08/02	10.05
14220	Credit Suisse AG – Tencent Holdings European Wts Nov 2017 B	150,000,000	2017/04/21	2017/11/28	22.50
14232	Credit Suisse AG – Yanzhou Coal European Warrants Nov 2017 A	20,000,000	2017/04/21	2017/11/02	11.00

MAIN BOARD WARRANTS

Code	Derivative warrants	No. of issue			Amount raised (HK\$mil.)
		(units)	Listing date	Expiry	
14274	Goldman Sachs SP (Asia) – BOCL European Warrants Sep 2017 C	80,000,000	2017/04/21	2017/09/22	12.00
14259	Goldman Sachs SP (Asia) – China Mobile Euro Wts Jul 2017 D	80,000,000	2017/04/21	2017/07/24	19.76
14256	Goldman Sachs SP (Asia) – HKEX European Warrants Jan 2018 A	200,000,000	2017/04/21	2018/01/29	30.00
14269	Goldman Sachs SP (Asia) – HSBC European Warrants Aug 2017 B	80,000,000	2017/04/21	2017/08/30	12.00
14260	Goldman Sachs SP (Asia) – HSBC European Warrants Sep 2017 C	80,000,000	2017/04/21	2017/09/26	12.00
14282	Goldman Sachs SP (Asia) – HSI European Warrants Oct 2017 B	200,000,000	2017/04/21	2017/10/30	30.00
14278	Goldman Sachs SP (Asia) – HSI European Warrants Mar 2018 A	200,000,000	2017/04/21	2018/03/28	30.00
14283	Goldman Sachs SP (Asia) – HSI European Put Wts Aug 2017 F	200,000,000	2017/04/21	2017/08/30	30.00
14270	Goldman Sachs Sp (Asia) – ICBC European Warrants Sep 2017 A	80,000,000	2017/04/21	2017/09/26	12.00
14264	Goldman Sachs SP (Asia) – Tencent European Wt Aug 2017 D	200,000,000	2017/04/21	2017/08/28	30.00
14157	HK Bank – BBMG European Warrants Dec 2018 A	80,000,000	2017/04/21	2018/12/24	12.00
14173	HK Bank – China Mobile European Warrants Oct 2017 A	40,000,000	2017/04/21	2017/10/31	14.00
14175	HK Bank – HSI European Warrants Oct 2017 B	150,000,000	2017/04/21	2017/10/30	22.50
14161	HK Bank – Ping An European Warrants Aug 2017 A	80,000,000	2017/04/21	2017/08/31	12.00
14166	HK Bank – Ping An European Warrants Oct 2017 A	40,000,000	2017/04/21	2017/10/31	10.40
14115	Haitong Int'l Sec – BOCL European Warrants Jan 2018 A	100,000,000	2017/04/21	2018/01/31	25.00
14112	Haitong Int'l Sec – CC Bank European Warrants Dec 2017 A	100,000,000	2017/04/21	2017/12/29	25.00
14109	Haitong Int'l Sec – CNOOC European Warrants Jul 2017 B	100,000,000	2017/04/21	2017/07/31	17.00
14102	Haitong Int'l Sec – Sinopec Corp European Wts Nov 2017 A	100,000,000	2017/04/21	2017/11/02	28.00
14119	Haitong Int'l Sec – CSOP A50 ETF European Warrants Jul 2017 A	50,000,000	2017/04/21	2017/07/31	12.00
14118	Haitong Int'l Sec – CSOP A50 ETF European Warrants Mar 2018 A	50,000,000	2017/04/21	2018/03/29	15.50
14107	Haitong Int'l Sec – Ch Unicom European Warrants Sep 2017 A	100,000,000	2017/04/21	2017/09/29	47.00
14113	Haitong Int'l Sec – Evergrande European Warrants Apr 2018 A	150,000,000	2017/04/21	2018/04/25	22.65
14124	Haitong Int'l Sec – A50 China European Warrants Aug 2017 A	50,000,000	2017/04/21	2017/08/28	13.50
14131	Haitong Int'l Sec – A50 China European Warrants Mar 2018 A	50,000,000	2017/04/21	2018/03/29	12.50
14108	Haitong Int'l Sec – PetroChina European Warrants Sep 2017 A	100,000,000	2017/04/21	2017/09/29	15.00
14154	Haitong Int'l Sec – Tencent European Warrants Jul 2017 B	100,000,000	2017/04/21	2017/07/31	45.10
14255	J P Morgan SP BV – BBMG European Warrants Dec 2018 A	100,000,000	2017/04/21	2018/12/31	25.00
14200	Macquarie Bank Ltd. – Beijing Air European Wts Aug 2018 A	38,000,000	2017/04/21	2018/08/15	10.03
14101	Macquarie Bank Ltd. – CSOP A50 ETF European Wts Nov 2017 A	35,000,000	2017/04/21	2017/11/03	10.12
14193	Macquarie Bank Ltd. – Haier Elec European Wts Mar 2018 A	30,000,000	2017/04/21	2018/03/16	10.05
14182	Macquarie Bank Ltd. – HKEX European Warrants Nov 2017 B	20,000,000	2017/04/21	2017/11/02	10.02
14195	Macquarie Bank Ltd. – NCI European Warrants Mar 2018 A	35,000,000	2017/04/21	2018/03/02	10.22
14332	BOCI Asia Ltd. – Tencent Holdings European Wts Aug 2017 C	30,000,000	2017/04/24	2017/08/30	12.75
14304	BNP Paribas Issuance B.V. – Tencent Hldgs Eu Wt Dec 2017 B	100,000,000	2017/04/24	2017/12/04	19.00
14305	BNP Paribas Issuance B.V. – Tencent Hldgs Eu Wt Aug 2018 B	100,000,000	2017/04/24	2018/08/02	15.00
14375	Goldman Sachs SP (Asia) – CC Bank European Wts Oct 2017 A	80,000,000	2017/04/24	2017/10/24	12.00
14374	Goldman Sachs SP (Asia) – Lenovo European Wts Aug 2017 A	60,000,000	2017/04/24	2017/08/29	10.02
14371	Goldman Sachs SP (Asia) – Tencent European Wt Aug 2017 E	30,000,000	2017/04/24	2017/08/30	10.08
14370	J P Morgan SP BV – Tencent European Put Warrants Nov 2017 B	200,000,000	2017/04/24	2017/11/02	30.20
14325	Macquarie Bank Ltd. – HKEX European Warrants Nov 2017 C	7,000,000	2017/04/24	2017/11/02	10.01
14318	Macquarie Bank Ltd. – Tencent European Warrants Aug 2018 A	40,000,000	2017/04/24	2018/08/02	10.00
14314	SG Issuer – CAM CSI300 European Warrants May 2018 A	50,000,000	2017/04/24	2018/05/04	12.50
14288	SG Issuer – Haitong Sec European Warrants Dec 2017 A	10,000,000	2017/04/24	2017/12/05	11.80

MAIN BOARD WARRANTS

Code	Derivative warrants	No. of issue			Amount raised (HK\$mil.)
		(units)	Listing date	Expiry	
14299	SG Issuer – Tencent European Warrants Sep 2017 C	30,000,000	2017/04/24	2017/09/01	10.05
14316	SG Issuer – Tencent European Put Warrants Nov 2017 D	200,000,000	2017/04/24	2017/11/03	30.00
14369	UBS AG – China Mobile European Warrants Aug 2017 A	100,000,000	2017/04/24	2017/08/03	15.10
14351	UBS AG – Kingsoft European Warrants Nov 2017 A	100,000,000	2017/04/24	2017/11/02	17.60
14348	UBS AG – Tencent Holdings European Warrants Aug 2017 B	300,000,000	2017/04/24	2017/08/29	45.00
14338	UBS AG – Tencent Holdings European Warrants Oct 2017 D	300,000,000	2017/04/24	2017/10/31	45.00
14359	UBS AG – Tencent Holdings European Put Warrants Sep 2017 C	200,000,000	2017/04/24	2017/09/26	30.00
14395	BOCI Asia Ltd. – CSOP A50 ETF European Warrants Dec 2017 A	100,000,000	2017/04/25	2017/12/29	24.00
14400	BOCI Asia Ltd. – A50 China European Warrants Sep 2017 A	100,000,000	2017/04/25	2017/09/26	15.00
14385	BOCI Asia Ltd. – Geely Auto European Warrants Aug 2017 C	60,000,000	2017/04/25	2017/08/28	42.00
14390	BOCI Asia Ltd. – Geely Auto European Warrants Dec 2017 B	100,000,000	2017/04/25	2017/12/27	17.50
14405	BOCI Asia Ltd. – HS H-SHARE European Warrants Dec 2017 A	100,000,000	2017/04/25	2017/12/29	18.80
14382	BOCI Asia Ltd. – Tencent Holdings European Put Wts Sep 2017 D	100,000,000	2017/04/25	2017/09/29	18.50
14402	BOCI Asia Ltd. – Tracker Fund European Warrants Jul 2018 A	100,000,000	2017/04/25	2018/07/25	15.00
14433	Credit Suisse AG – HSBC European Wts Sep 2017 C	100,000,000	2017/04/25	2017/09/21	26.00
14442	Goldman Sachs SP (Asia) – Ping An European Wts Aug 2017 B	80,000,000	2017/04/25	2017/08/28	12.00
14443	Goldman Sachs SP (Asia) – Ping An European Wts Oct 2017 A	80,000,000	2017/04/25	2017/10/20	12.00
14446	Goldman Sachs SP (Asia) – Tencent European Put Wt Sep 2017 G	100,000,000	2017/04/25	2017/09/26	15.00
14409	HK Bank – Geely Auto European Warrants Nov 2017 B	100,000,000	2017/04/25	2017/11/20	15.00
14406	HK Bank – PetroChina European Warrants Oct 2017 A	40,000,000	2017/04/25	2017/10/31	16.00
14453	J P Morgan SP BV – AAC Acoustic European Warrants Jan 2018 A	100,000,000	2017/04/25	2018/01/31	25.10
14452	J P Morgan SP BV – Lenovo European Warrants Dec 2017 A	100,000,000	2017/04/25	2017/12/04	26.10
14454	J P Morgan SP BV – Stanchart European Warrants Nov 2017 A	60,000,000	2017/04/25	2017/11/01	18.84
14432	Macquarie Bank Ltd. – Anhui Conch European Wts Mar 2018 A	29,000,000	2017/04/25	2018/03/02	10.18
14430	Macquarie Bank Ltd. – HKEX European Put Warrants Nov 2017 D	11,000,000	2017/04/25	2017/11/02	10.02
14417	Macquarie Bank Ltd. – Tencent European Warrants Nov 2017 D	10,000,000	2017/04/25	2017/11/02	20.00
14438	UBS AG – HSBC European Warrants Jul 2017 D	100,000,000	2017/04/25	2017/07/26	17.00
14569	BOCI Asia Ltd. – AAC Tech European Warrants Jan 2018 A	100,000,000	2017/04/26	2018/01/22	25.00
14558	BOCI Asia Ltd. – China Life European Warrants Sep 2017 D	200,000,000	2017/04/26	2017/09/26	30.00
14563	BOCI Asia Ltd. – Sinopec Corp European Warrants Oct 2017 A	100,000,000	2017/04/26	2017/10/26	18.40
14545	BOCI Asia Ltd. – HKEX European Warrants Dec 2017 D	200,000,000	2017/04/26	2017/12/28	30.00
14538	BOCI Asia Ltd. – HSBC European Warrants Sep 2017 D	200,000,000	2017/04/26	2017/09/25	30.20
14585	Credit Suisse AG – AAC Tech European Warrants Dec 2017 B	70,000,000	2017/04/26	2017/12/29	17.50
14584	Credit Suisse AG – AAC Tech European Warrants Feb 2018 A	70,000,000	2017/04/26	2018/02/26	15.75
14583	Credit Suisse AG – HKEX European Warrants Jan 2018 A	150,000,000	2017/04/26	2018/01/29	22.50
14580	Credit Suisse AG – Ping An European Warrants Aug 2017 C	70,000,000	2017/04/26	2017/08/31	12.60
14633	Goldman Sachs SP (Asia) – AIA European Warrants Jul 2017 A	80,000,000	2017/04/26	2017/07/26	14.48
14624	Goldman Sachs SP (Asia) – CSOP A50 ETF Euro Wts Oct 2017 B	50,000,000	2017/04/26	2017/10/30	13.00
14631	Goldman Sachs SP (Asia) – A50 China European Wts Oct 2017 A	50,000,000	2017/04/26	2017/10/30	12.50
14521	HK Bank – AAC Tech European Warrants Oct 2017 A	150,000,000	2017/04/26	2017/10/31	39.00
14529	HK Bank – AAC Tech European Warrants Oct 2017 B	150,000,000	2017/04/26	2017/10/23	27.00
14532	HK Bank – AAC Tech European Warrants Oct 2017 C	150,000,000	2017/04/26	2017/10/03	22.50
14524	HK Bank – AAC Tech European Warrants Nov 2017 A	150,000,000	2017/04/26	2017/11/30	37.50
14586	HK Bank – AAC Tech European Warrants Jan 2018 A	150,000,000	2017/04/26	2018/01/31	37.50

MAIN BOARD WARRANTS

Code	Derivative warrants	No. of issue			Amount raised (HK\$mil.)
		(units)	Listing date	Expiry	
14518	HK Bank – HKEX European Warrants Dec 2017 B	150,000,000	2017/04/26	2017/12/27	22.50
14507	Haitong Int'l Sec – AAC Tech European Warrants Nov 2017 A	200,000,000	2017/04/26	2017/11/28	37.80
14513	Haitong Int'l Sec – AAC Tech European Warrants Jan 2018 A	200,000,000	2017/04/26	2018/01/30	51.40
14512	Haitong Int'l Sec – AAC Tech European Warrants Feb 2018 A	200,000,000	2017/04/26	2018/02/27	42.20
14501	Haitong Int'l Sec – BOCL European Warrants Dec 2017 A	100,000,000	2017/04/26	2017/12/21	16.00
14478	Haitong Int'l Sec – Ch Comm Cons European Warrants Nov 2017A	200,000,000	2017/04/26	2017/11/27	30.40
14485	Haitong Int'l Sec – China Life European Warrants Dec 2017 C	200,000,000	2017/04/26	2017/12/20	32.20
14476	Haitong Int'l Sec – China Mobile European Warrants Sep 2017B	100,000,000	2017/04/26	2017/09/25	17.70
14475	Haitong Int'l Sec – Galaxy Ent European Warrants Oct 2017 A	100,000,000	2017/04/26	2017/10/26	26.40
14455	Haitong Int'l Sec – HSBC European Warrants Sep 2017 E	100,000,000	2017/04/26	2017/09/29	18.60
14456	Haitong Int'l Sec – HSBC European Warrants Nov 2017 A	100,000,000	2017/04/26	2017/11/28	16.00
14477	Haitong Int'l Sec – ICBC European Warrants Nov 2017 B	100,000,000	2017/04/26	2017/11/27	18.00
14481	Haitong Int'l Sec – Sands China European Warrants Nov 2017 B	100,000,000	2017/04/26	2017/11/27	20.10
14463	Haitong Int'l Sec – SHK Ppt European Warrants Aug 2017 A	100,000,000	2017/04/26	2017/08/29	47.60
14634	J P Morgan SP BV – AAC Tech European Warrants Jul 2018 A	100,000,000	2017/04/26	2018/07/03	25.90
14638	J P Morgan SP BV – AAC Tech European Put Warrants Jul 2018 B	60,000,000	2017/04/26	2018/07/03	15.18
14636	J P Morgan SP BV – Link REIT European Warrants Nov 2017 A	60,000,000	2017/04/26	2017/11/02	15.84
14635	J P Morgan SP BV – Sunny Optical European Warrants Nov 2017A	60,000,000	2017/04/26	2017/11/02	26.82
14576	Macquarie Bank Ltd. – AAC Tech European Wts Jul 2018 A	40,000,000	2017/04/26	2018/07/04	10.00
14577	Macquarie Bank Ltd. – Tencent European Warrants Nov 2017 E	40,000,000	2017/04/26	2017/11/02	11.04
14516	SG Issuer – AAC Tech European Warrants Mar 2018 A	60,000,000	2017/04/26	2018/03/05	11.70
14502	SG Issuer – AAC Tech European Warrants Apr 2018 A	60,000,000	2017/04/26	2018/04/06	18.00
14589	SG Issuer – AAC Tech European Warrants Dec 2018 A	60,000,000	2017/04/26	2018/12/05	15.00
14505	SG Issuer – Ch Mob European Warrants Nov 2017 A	60,000,000	2017/04/26	2017/11/03	19.20
14606	UBS AG – AAC Tech European Warrants Oct 2017 C	70,000,000	2017/04/26	2017/10/03	11.27
14618	UBS AG – AAC Tech European Warrants Aug 2018 A	70,000,000	2017/04/26	2018/08/31	17.50
14610	UBS AG – CKH European Warrants Sep 2017 A	70,000,000	2017/04/26	2017/09/29	10.99
14602	UBS AG – HKEX European Warrants Dec 2017 C	300,000,000	2017/04/26	2017/12/20	45.00
14614	UBS AG – Huaneng Power European Warrants Dec 2017 A	30,000,000	2017/04/26	2017/12/04	10.17
14590	UBS AG – MTRC European Warrants Feb 2018 A	30,000,000	2017/04/26	2018/02/26	10.20
14617	UBS AG – Sunny Optical European Warrants Sep 2017 B	20,000,000	2017/04/26	2017/09/25	11.14
14646	BOCI Asia Ltd. – AAC Tech European Warrants Nov 2017 B	100,000,000	2017/04/27	2017/11/28	18.50
14645	BOCI Asia Ltd. – AAC Tech European Warrants Sep 2018 A	100,000,000	2017/04/27	2018/09/28	25.00
14647	BOCI Asia Ltd. – CC Bank European Warrants Aug 2017 D	100,000,000	2017/04/27	2017/08/31	18.60
14651	BOCI Asia Ltd. – ICBC European Warrants Nov 2017 A	100,000,000	2017/04/27	2017/11/27	16.00
14667	BNP Paribas Issuance B.V. – AAC Tech Euro Wts Jul 2018 A	100,000,000	2017/04/27	2018/07/04	25.00
14659	BNP Paribas Issuance B.V. – Geely Auto Euro Wts Feb 2018 A	100,000,000	2017/04/27	2018/02/02	16.00
14660	BNP Paribas Issuance B.V. – Geely Auto Euro Wts Oct 2018 A	100,000,000	2017/04/27	2018/10/03	25.00
14670	BNP Paribas Issuance B.V. – Sunny Optical Eu Wt Jan 2018 A	40,000,000	2017/04/27	2018/01/03	21.20
14691	Credit Suisse AG – AAC Tech European Warrants Oct 2017 C	70,000,000	2017/04/27	2017/10/23	13.30
14688	Credit Suisse AG – HKEX European Warrants Dec 2017 C	150,000,000	2017/04/27	2017/12/20	22.50
14690	Credit Suisse AG – Link REIT European Warrants Oct 2017 A	40,000,000	2017/04/27	2017/10/31	10.00
14678	Bank of East Asia – AAC Tech European Warrants Oct 2017 A	65,000,000	2017/04/27	2017/10/16	10.08
14677	Bank of East Asia – AAC Tech European Warrants Aug 2018 A	60,000,000	2017/04/27	2018/08/31	15.00

MAIN BOARD WARRANTS

Code	Derivative warrants	No. of issue			Amount raised (HK\$mil.)
		(units)	Listing date	Expiry	
14680	Bank of East Asia – Lenovo European Warrants Jan 2018 A	40,000,000	2017/04/27	2018/01/18	10.00
14706	Goldman Sachs SP (Asia) – PetroChina European Wts Aug 2017 A	70,000,000	2017/04/27	2017/08/28	10.50
14653	HK Bank – AAC Tech European Warrants Dec 2017 A	80,000,000	2017/04/27	2017/12/29	25.60
14687	HK Bank – AAC Tech European Warrants Jun 2018 A	150,000,000	2017/04/27	2018/06/29	37.50
14694	J P Morgan SP BV – AAC Tech European Warrants Aug 2018 B	100,000,000	2017/04/27	2018/08/02	25.10
14697	J P Morgan SP BV – CKP European Warrants Sep 2017 A	80,000,000	2017/04/27	2017/09/04	15.12
14700	J P Morgan SP BV – ZTE European Warrants Feb 2018 A	60,000,000	2017/04/27	2018/02/02	15.06
14681	Macquarie Bank Ltd. – AAC Tech European Wts Jan 2019 A	40,000,000	2017/04/27	2019/01/03	10.00
14684	Macquarie Bank Ltd. – Tencent European Warrants Nov 2017 F	35,000,000	2017/04/27	2017/11/02	10.12
14692	SG Issuer – AAC Tech European Warrants Aug 2018 A	60,000,000	2017/04/27	2018/08/03	15.00
14693	SG Issuer – Evergrande European Warrants Dec 2018 A	80,000,000	2017/04/27	2018/12/05	20.00
14743	BOCI Asia Ltd. – HSI European Warrants Oct 2017 B	100,000,000	2017/04/28	2017/10/30	15.00
14748	BOCI Asia Ltd. – HSI European Put Warrants Sep 2017 C	100,000,000	2017/04/28	2017/09/28	15.00
14733	BOCI Asia Ltd. – Tencent Holdings European Wts Oct 2017 E	200,000,000	2017/04/28	2017/10/27	30.00
14772	BNP Paribas Issuance B.V. – Greatwall Motor Eu Wt Nov 17 A	40,000,000	2017/04/28	2017/11/02	21.60
14773	BNP Paribas Issuance B.V. – Kingsoft Euro Wts Jan 2018 A	50,000,000	2017/04/28	2018/01/03	12.50
14780	BNP Paribas Issuance B.V. – ZTE European Wts Feb 2018 A	700,000,000	2017/04/28	2018/02/02	175.00
14799	Credit Suisse AG – AAC Tech European Warrants Mar 2018 A	70,000,000	2017/04/28	2018/03/29	17.50
14797	Credit Suisse AG – ICBC European Warrants Nov 2017 B	50,000,000	2017/04/28	2017/11/27	10.00
14726	Credit Suisse AG – Tencent Holdings European Wts Oct 2017 E	150,000,000	2017/04/28	2017/10/27	22.50
14716	Goldman Sachs SP (Asia) – Tencent European Wt Oct 2017 D	200,000,000	2017/04/28	2017/10/27	30.00
14717	Goldman Sachs SP (Asia) – Tencent European Wt Nov 2017 C	200,000,000	2017/04/28	2017/11/27	30.00
14750	HK Bank – AAC Tech European Warrants Mar 2018 A	150,000,000	2017/04/28	2018/03/29	37.50
14749	HK Bank – Tencent European Put Warrants Oct 2017 C	100,000,000	2017/04/28	2017/10/03	15.00
14803	J P Morgan SP BV – AAC Acoustic European Warrants Oct 2017 B	100,000,000	2017/04/28	2017/10/03	18.00
14722	J P Morgan SP BV – Tencent European Warrants Nov 2017 C	200,000,000	2017/04/28	2017/11/01	30.00
14707	Macquarie Bank Ltd. – Sunny Optical European Warrants Dec17A	19,000,000	2017/04/28	2017/12/18	10.01
14729	Macquarie Bank Ltd. – Tencent European Put Wts Nov 2017 G	40,000,000	2017/04/28	2017/11/02	10.00
14754	UBS AG – BYD European Warrants Aug 2017 B	60,000,000	2017/04/28	2017/08/28	10.08
14762	UBS AG – CPIC European Warrants Sep 2017 A	70,000,000	2017/04/28	2017/09/25	10.57
14756	UBS AG – China Railway European Warrants Oct 2017 A	20,000,000	2017/04/28	2017/10/30	10.00
14752	UBS AG – ZTE European Warrants Dec 2017 A	40,000,000	2017/04/28	2017/12/11	10.00
14829	Credit Suisse AG – China Mobile European Warrants Nov 2017 C	70,000,000	2017/05/02	2017/11/02	17.50
14833	Credit Suisse AG – Stanchart European Warrants Nov 2017 A	40,000,000	2017/05/02	2017/11/02	10.00
14868	Goldman Sachs SP (Asia) – AAC Acoustic Euro Wts Sep 2017 A	80,000,000	2017/05/02	2017/09/29	12.00
14854	Goldman Sachs SP (Asia) – AAC Acoustic Euro Wts Dec 2017 A	60,000,000	2017/05/02	2017/12/29	15.00
14845	Goldman Sachs SP (Asia) – China Mobile Euro Wts Sep 2017 A	80,000,000	2017/05/02	2017/09/27	12.00
14847	Goldman Sachs SP (Asia) – HSBC European Warrants Aug 2017 C	80,000,000	2017/05/02	2017/08/02	12.00
14852	Goldman Sachs SP (Asia) – HSBC European Warrants Sep 2017 D	80,000,000	2017/05/02	2017/09/25	12.00
14834	J P Morgan SP BV – China Mob European Wts Oct 2017 B	100,000,000	2017/05/02	2017/10/03	15.20
14840	J P Morgan SP BV – Tencent European Warrants Nov 2017 D	100,000,000	2017/05/02	2017/11/02	50.90
14810	Macquarie Bank Ltd. – Kingsoft European Put Warrants Dec 17B	32,000,000	2017/05/02	2017/12/04	10.02
14811	Macquarie Bank Ltd. – Stanchart European Warrants Dec 2017 A	27,000,000	2017/05/02	2017/12/04	10.04
14814	SG Issuer – AAC Tech European Warrants Oct 2017 A	70,000,000	2017/05/02	2017/10/06	11.90

MAIN BOARD WARRANTS

Code	Derivative warrants	No. of issue			Amount raised (HK\$mil.)
		(units)	Listing date	Expiry	
14813	SG Issuer – AAC Tech European Warrants Feb 2018 A	70,000,000	2017/05/02	2018/02/05	17.50
14804	SG Issuer – Ping An European Warrants Nov 2017 C	100,000,000	2017/05/02	2017/11/03	25.00
14844	UBS AG – Tracker Fund European Warrants Jul 2018 A	100,000,000	2017/05/02	2018/07/25	15.20
14917	BNP Paribas Issuance B.V. – CNBM European Wts Jan 2018 A	40,000,000	2017/05/04	2018/01/03	20.00
14912	BNP Paribas Issuance B.V. – Evergrande Euro Wts Jan 2018 A	30,000,000	2017/05/04	2018/01/03	26.70
14914	BNP Paribas Issuance B.V. – Stanchart Euro Wts May 2018 A	40,000,000	2017/05/04	2018/05/03	15.60
14919	Credit Suisse AG – Ping An European Warrants Oct 2017 C	70,000,000	2017/05/04	2017/10/26	10.50
14918	Credit Suisse AG – Tencent Holdings European Wts Jan 2018 A	150,000,000	2017/05/04	2018/01/03	37.50
14972	Goldman Sachs SP (Asia) – Galaxy Ent European Wts Aug 2017 A	80,000,000	2017/05/04	2017/08/04	12.00
14962	Goldman Sachs SP (Asia) – HSI European Warrants Dec 2017 A	200,000,000	2017/05/04	2017/12/28	30.00
14964	Goldman Sachs SP (Asia) – HSI European Put Wts Nov 2017 B	200,000,000	2017/05/04	2017/11/29	30.00
14976	Goldman Sachs Sp (Asia) – ICBC European Warrants Oct 2017 B	80,000,000	2017/05/04	2017/10/24	12.00
14875	Goldman Sachs SP (Asia) – Ping An European Wts Oct 2017 B	80,000,000	2017/05/04	2017/10/26	12.00
14965	Goldman Sachs SP (Asia) – Tencent European Wt Aug 2017 F	40,000,000	2017/05/04	2017/08/18	10.00
14971	Goldman Sachs SP (Asia) – Tencent European Wt Sep 2017 H	200,000,000	2017/05/04	2017/09/22	30.00
14911	HK Bank – HKEX European Put Warrants Dec 2017 C	80,000,000	2017/05/04	2017/12/29	12.00
14908	HK Bank – Tencent European Warrants Oct 2017 D	100,000,000	2017/05/04	2017/10/27	15.00
14909	HK Bank – Tencent European Warrants Jul 2018 B	100,000,000	2017/05/04	2018/07/26	20.00
14944	J P Morgan SP BV – Galaxy Ent European Put Wts Dec 2017 A	100,000,000	2017/05/04	2017/12/29	25.10
14955	J P Morgan SP BV – HSI European Warrants Dec 2017 C	200,000,000	2017/05/04	2017/12/28	30.40
14954	J P Morgan SP BV – HSI European Put Warrants Dec 2017 B	200,000,000	2017/05/04	2017/12/28	30.20
14949	J P Morgan SP BV – ICBC European Warrants Oct 2017 A	100,000,000	2017/05/04	2017/10/03	15.10
14947	J P Morgan SP BV – Sands China European Put Wts Dec 2017 B	100,000,000	2017/05/04	2017/12/29	26.50
14941	J P Morgan SP BV – Tencent European Put Warrants Jan 2018 B	200,000,000	2017/05/04	2018/01/03	50.40
14959	Macquarie Bank Ltd. – HSBC European Warrants Nov 2017 D	14,000,000	2017/05/04	2017/11/03	10.04
14892	Macquarie Bank Ltd. – ZTE European Warrants Apr 2018 A	40,000,000	2017/05/04	2018/04/09	10.04
14906	SG Issuer – Anhui Conch European Warrants Nov 2017 A	50,000,000	2017/05/04	2017/11/03	10.00
14896	SG Issuer – CHALCO European Warrants Dec 2017 A	25,000,000	2017/05/04	2017/12/05	10.00
14907	SG Issuer – CNBM European Warrants Dec 2017 A	22,000,000	2017/05/04	2017/12/05	10.01
14876	SG Issuer – GAC European Warrants May 2018 A	70,000,000	2017/05/04	2018/05/04	17.50
14881	SG Issuer – Kingsoft European Warrants Nov 2017 B	40,000,000	2017/05/04	2017/11/03	10.00
14889	SG Issuer – Tencent European Put Warrants Dec 2017 C	200,000,000	2017/05/04	2017/12/05	50.00
14930	UBS AG – China Life European Warrants Nov 2017 B	100,000,000	2017/05/04	2017/11/28	15.10
14923	UBS AG – Cathay Pacific European Warrants Feb 2019 A	40,000,000	2017/05/04	2019/02/27	10.00
14937	UBS AG – HSI European Warrants Mar 2018 A	300,000,000	2017/05/04	2018/03/28	46.50
14939	UBS AG – HSI European Put Warrants Aug 2017 C	300,000,000	2017/05/04	2017/08/30	47.10
14927	UBS AG – PWR Assets European Warrants Dec 2017 A	25,000,000	2017/05/04	2017/12/29	10.18
14920	UBS AG – Tencent Holdings European Warrants Aug 2017 C	50,000,000	2017/05/04	2017/08/28	19.00
14940	UBS AG – Tencent Holdings European Warrants Oct 2017 E	200,000,000	2017/05/04	2017/10/27	30.00
14936	UBS AG – Tencent Holdings European Put Warrants Nov 2017 A	100,000,000	2017/05/04	2017/11/03	25.00
15002	Credit Suisse AG – ChiUnicom European Warrants Nov 2017 B	30,000,000	2017/05/05	2017/11/30	16.80
14978	HK Bank – Sunny Optical European Warrants Oct 2018 A	180,000,000	2017/05/05	2018/10/31	45.00
14979	HK Bank – Tencent European Warrants Aug 2017 B	20,000,000	2017/05/05	2017/08/31	10.40
14980	HK Bank – Tencent European Warrants Sep 2017 F	25,000,000	2017/05/05	2017/09/26	10.50

MAIN BOARD WARRANTS

Code	Derivative warrants	No. of issue			Amount raised (HK\$mil.)
		(units)	Listing date	Expiry	
15023	J P Morgan SP BV – BankComm European Warrants Dec 2017 A	60,000,000	2017/05/05	2017/12/04	15.12
15034	J P Morgan SP BV – China Coal European Warrants Dec 2017 A	40,000,000	2017/05/05	2017/12/04	13.88
15024	J P Morgan SP BV – Minsheng Bank European Wts Nov 2017 A	40,000,000	2017/05/05	2017/11/06	12.00
15037	J P Morgan SP BV – Ping An European Warrants Dec 2017 A	100,000,000	2017/05/05	2017/12/01	15.00
15035	J P Morgan SP BV – China Vanke European Warrants Oct 2017 A	70,000,000	2017/05/05	2017/10/04	10.64
15036	J P Morgan SP BV – Wynn Macau European Warrants Feb 2018 A	60,000,000	2017/05/05	2018/02/28	15.06
14992	Macquarie Bank Ltd. – Minsheng Bank European Wts Jan 2018 A	20,000,000	2017/05/05	2018/01/03	10.00
14997	Macquarie Bank Ltd. – Tencent European Warrants Dec 2017 A	40,000,000	2017/05/05	2017/12/04	10.00
14977	SG Issuer – AAC Tech European Warrants Nov 2017 A	60,000,000	2017/05/05	2017/11/03	14.10
14989	SG Issuer – China Res Land European Warrants Jan 2018 A	60,000,000	2017/05/05	2018/01/04	15.00
15021	UBS AG – CC Bank European Warrants Oct 2017 A	70,000,000	2017/05/05	2017/10/24	10.71
15005	UBS AG – CM Bank European Warrants Aug 2018 A	50,000,000	2017/05/05	2018/08/28	10.15
15003	UBS AG – CNOOC European Warrants Sep 2017 A	40,000,000	2017/05/05	2017/09/27	10.96
15012	UBS AG – Henderson Land Dev European Warrants Dec 2017 A	35,000,000	2017/05/05	2017/12/20	10.08
15020	UBS AG – Kingsoft European Warrants Dec 2017 A	100,000,000	2017/05/05	2017/12/01	18.80
15009	UBS AG – NCI European Warrants Dec 2017 A	35,000,000	2017/05/05	2017/12/11	10.05
15018	UBS AG – Wynn Macau European Warrants Jan 2018 B	50,000,000	2017/05/05	2018/01/15	12.50
15019	UBS AG – Wynn Macau European Put Warrants Dec 2017 A	40,000,000	2017/05/05	2017/12/08	10.08
14359 #	UBS AG – Tencent Holdings European Put Warrants Sep 2017 C	140,000,000	2017/05/05	2017/09/26	10.36
15084	BNP Paribas Issuance B.V. – Sands China Euro Wt Apr 2018 A	40,000,000	2017/05/08	2018/04/04	10.40
15083	BNP Paribas Issuance B.V. – Tencent Eu Put Wt Apr 2019 C	100,000,000	2017/05/08	2019/04/02	25.00
15106	Credit Suisse AG – AIA European Put Warrants Nov 2017 A	50,000,000	2017/05/08	2017/11/07	12.50
15116	Credit Suisse AG – China Coal European Warrants Nov 2017 A	40,000,000	2017/05/08	2017/11/07	10.00
15111	Credit Suisse AG – CKI Holdings European Warrants Nov 2017 A	40,000,000	2017/05/08	2017/11/07	10.00
15138	Credit Suisse AG – CNOOC European Warrants Sep 2017 A	40,000,000	2017/05/08	2017/09/29	12.80
15141	Credit Suisse AG – CNOOC European Warrants Nov 2017 A	40,000,000	2017/05/08	2017/11/07	10.00
15118	Credit Suisse AG – China Railway European Warrants Nov 2017 A	30,000,000	2017/05/08	2017/11/07	10.05
15117	Credit Suisse AG – China State Con European Warrants Mar 2018 A	40,000,000	2017/05/08	2018/03/29	10.00
15121	Credit Suisse AG – GCL-Poly Energy European Wts Sep 2018 A	60,000,000	2017/05/08	2018/09/28	10.32
15107	Credit Suisse AG – Jiangxi Copper European Wts Dec 2017 B	100,000,000	2017/05/08	2017/12/01	15.00
15109	Credit Suisse AG – SPDR Gold Trust European Wts Nov 2017 A	25,000,000	2017/05/08	2017/11/07	11.25
15114	Credit Suisse AG – Zijin Mining European Warrants Sep 2017 A	50,000,000	2017/05/08	2017/09/22	10.00
15149	Goldman Sachs SP (Asia) – AIA European Warrants Oct 2017 A	80,000,000	2017/05/08	2017/10/27	12.00
15158	Goldman Sachs SP (Asia) – Galaxy Ent European Wts Oct 2017 A	80,000,000	2017/05/08	2017/10/03	12.00
15148	Goldman Sachs SP (Asia) – Ping An European Wts Nov 2017 B	80,000,000	2017/05/08	2017/11/27	13.20
15164	Goldman Sachs SP (Asia) – Sands China Euro Wts Nov 2017 A	80,000,000	2017/05/08	2017/11/08	20.00
15126	J P Morgan SP BV – AIA European Warrants Oct 2017 B	100,000,000	2017/05/08	2017/10/31	16.80
15056	J P Morgan SP BV – AIA European Put Warrants Oct 2017 A	100,000,000	2017/05/08	2017/10/04	15.10
15127	J P Morgan SP BV – AIA European Put Warrants Dec 2017 B	100,000,000	2017/05/08	2017/12/04	25.10
15136	J P Morgan SP BV – HSBC European Warrants Dec 2017 B	100,000,000	2017/05/08	2017/12/01	19.40
15128	J P Morgan SP BV – HSI European Warrants Apr 2018 A	300,000,000	2017/05/08	2018/04/27	45.90
15129	J P Morgan SP BV – HSI European Put Warrants Sep 2017 D	300,000,000	2017/05/08	2017/09/28	47.40
15134	J P Morgan SP BV – ICBC European Put Wts Nov 2017 B	100,000,000	2017/05/08	2017/11/07	25.10
15131	J P Morgan SP BV – Tencent European Warrants Apr 2018 A	200,000,000	2017/05/08	2018/04/03	50.20

MAIN BOARD WARRANTS

Code	Derivative warrants	No. of issue			Amount raised (HK\$mil.)
		(units)	Listing date	Expiry	
15133	J P Morgan SP BV – Tencent European Put Warrants Apr 2018 B	200,000,000	2017/05/08	2018/04/03	50.20
15073	Macquarie Bank Ltd. – AAC Tech European Wts Jan 2018 A	40,000,000	2017/05/08	2018/01/03	12.44
15068	Macquarie Bank Ltd. – AIA European Put Warrants Dec 2017 A	34,000,000	2017/05/08	2017/12/04	10.17
15074	Macquarie Bank Ltd. – BBMG European Warrants Apr 2018 A	14,000,000	2017/05/08	2018/04/17	10.02
15062	SG Issuer – AIA European Put Warrants Dec 2017 B	80,000,000	2017/05/08	2017/12/05	20.80
15086	SG Issuer – CCoal European Warrants Dec 2017 A	25,000,000	2017/05/08	2017/12/05	10.00
15088	SG Issuer – China Tel European Warrants Dec 2017 A	40,000,000	2017/05/08	2017/12/05	10.00
15090	SG Issuer – ChiUnicom European Warrants Dec 2017 C	13,000,000	2017/05/08	2017/12/05	10.01
15091	SG Issuer – Galaxy Ent European Warrants Nov 2017 B	60,000,000	2017/05/08	2017/11/03	15.00
15094	SG Issuer – HSBC European Warrants Dec 2017 C	100,000,000	2017/05/08	2017/12/05	18.50
15063	SG Issuer – MGM China European Warrants Mar 2018 A	60,000,000	2017/05/08	2018/03/05	15.00
15096	SG Issuer – NCI European Warrants Dec 2017 A	32,000,000	2017/05/08	2017/12/05	10.24
15097	SG Issuer – Sands China European Warrants Dec 2017 A	60,000,000	2017/05/08	2017/12/05	10.50
15104	SG Issuer – Yanzhou Coal Eu Wt Dec 2017 A	17,000,000	2017/05/08	2017/12/05	10.03
15105	SG Issuer – ZTE European Warrants Feb 2018 A	60,000,000	2017/05/08	2018/02/05	12.30
15081	UBS AG – AAC Tech European Put Warrants Mar 2018 A	40,000,000	2017/05/08	2018/03/26	10.00
15078	UBS AG – AIA European Warrants Oct 2017 A	100,000,000	2017/05/08	2017/10/27	18.30
15038	UBS AG – AIA European Put Warrants Sep 2017 B	70,000,000	2017/05/08	2017/09/29	12.46
15077	UBS AG – Geely Auto European Warrants Nov 2017 A	70,000,000	2017/05/08	2017/11/20	10.50
15041	UBS AG – PetroChina European Warrants Sep 2017 B	50,000,000	2017/05/08	2017/09/22	10.00
15080	UBS AG – Ping An European Warrants Aug 2017 A	100,000,000	2017/05/08	2017/08/28	19.80
15082	UBS AG – Tencent Holdings European Warrants Aug 2017 D	30,000,000	2017/05/08	2017/08/18	10.38
15243	BNP Paribas Issuance B.V. – AAC Tech Euro Wts Apr 2018 A	120,000,000	2017/05/09	2018/04/04	30.00
15249	BNP Paribas Issuance B.V. – AAC Tech Euro Wts Jul 2018 B	120,000,000	2017/05/09	2018/07/04	30.00
15233	BNP Paribas Issuance B.V. – Tencent Hldgs Eu Wt Jan 2018 C	30,000,000	2017/05/09	2018/01/03	39.00
15241	BNP Paribas Issuance B.V. – ZTE European Wts Feb 2018 B	70,000,000	2017/05/09	2018/02/02	17.50
15165	Credit Suisse AG – AIA European Warrants Dec 2017 B	70,000,000	2017/05/09	2017/12/22	10.50
15218	Credit Suisse AG – BAIC Motor European Warrants Dec 2018 A	70,000,000	2017/05/09	2018/12/28	17.50
15220	Credit Suisse AG – CSOP A50 ETF European Warrants Sep 2017 A	40,000,000	2017/05/09	2017/09/29	10.40
15219	Credit Suisse AG – A50 China European Warrants Nov 2017 A	40,000,000	2017/05/09	2017/11/08	10.00
15216	Credit Suisse AG – Tencent Holdings European Wts Feb 2018 A	150,000,000	2017/05/09	2018/02/28	37.50
15217	Credit Suisse AG – Tencent Holdings European Wts Jun 2018 A	150,000,000	2017/05/09	2018/06/29	37.50
15250	Goldman Sachs SP (Asia) – China Life Euro Wts Nov 2017 A	80,000,000	2017/05/09	2017/11/21	12.00
15254	Goldman Sachs SP (Asia) – CNOOC European Warrants Oct 2017 A	80,000,000	2017/05/09	2017/10/24	12.00
15213	HK Bank – AAC Tech European Warrants Apr 2018 A	150,000,000	2017/05/09	2018/04/30	37.50
15210	HK Bank – Evergrande European Warrants Nov 2018 A	100,000,000	2017/05/09	2018/11/28	15.00
15209	HK Bank – Ping An European Warrants Oct 2017 B	68,000,000	2017/05/09	2017/10/31	10.20
15207	HK Bank – Ping An European Warrants Nov 2017 A	40,000,000	2017/05/09	2017/11/30	10.00
15166	J P Morgan SP BV – Sinopec Corp European Warrants Oct 2017 B	100,000,000	2017/05/09	2017/10/03	15.10
15168	J P Morgan SP BV – PetroChina European Warrants Oct 2017 B	100,000,000	2017/05/09	2017/10/03	15.40
15215	J P Morgan SP BV – Sunny Optical European Warrants Oct 2017A	80,000,000	2017/05/09	2017/10/03	39.84
15171	J P Morgan SP BV – Tencent European Warrants Mar 2019 A	200,000,000	2017/05/09	2019/03/29	50.20
15175	Macquarie Bank Ltd. – AAC Tech European Wts Jul 2018 B	30,000,000	2017/05/09	2018/07/04	12.69
15174	Macquarie Bank Ltd. – China Mobile European Wts Dec 2017 C	24,000,000	2017/05/09	2017/12/04	10.01

MAIN BOARD WARRANTS

Code	Derivative warrants	No. of issue		Expiry	Amount raised (HK\$mil.)
		(units)	Listing date		
15179	Macquarie Bank Ltd. – Kingsoft European Warrants Jan 2018 A	40,000,000	2017/05/09	2018/01/03	10.00
15181	SG Issuer – AAC Tech European Warrants Apr 2018 B	70,000,000	2017/05/09	2018/04/06	17.50
15172	SG Issuer – AIA European Warrants Jan 2018 A	80,000,000	2017/05/09	2018/01/04	20.00
15183	SG Issuer – CKI Holdings European Warrants Dec 2017 A	24,000,000	2017/05/09	2017/12/05	10.08
15190	SG Issuer – CRRC European Warrants Dec 2017 A	18,000,000	2017/05/09	2017/12/05	10.08
15193	SG Issuer – Greatwall Motor European Warrants Dec 2017 A	13,000,000	2017/05/09	2017/12/05	10.01
15184	SG Issuer – China Vanke European Warrants Jan 2018 A	63,000,000	2017/05/09	2018/01/04	10.08
15202	SG Issuer – Zijin Mining European Warrants Dec 2017 A	32,000,000	2017/05/09	2017/12/05	10.08
15225	UBS AG – AAC Tech European Warrants Mar 2018 B	100,000,000	2017/05/09	2018/03/05	25.00
15223	UBS AG – CC Bank European Warrants Sep 2017 A	100,000,000	2017/05/09	2017/09/22	15.00
15221	UBS AG – Ping An European Warrants Nov 2017 A	100,000,000	2017/05/09	2017/11/22	15.00
15227	UBS AG – Sunny Optical European Warrants Nov 2017 A	20,000,000	2017/05/09	2017/11/08	10.94
15230	UBS AG – Sunny Optical European Warrants Nov 2018 A	100,000,000	2017/05/09	2018/11/26	25.00
15293	BNP Paribas Issuance B.V. – Meitu European Warrants Jan18A	100,000,000	2017/05/10	2018/01/03	25.00
15294	BNP Paribas Issuance B.V. – Meitu European Warrants Jul18A	100,000,000	2017/05/10	2018/07/04	33.00
15336	Credit Suisse AG – AAC Tech European Warrants Mar 2018 B	100,000,000	2017/05/10	2018/03/29	25.00
15339	Credit Suisse AG – ASM Pacific European Warrants Dec 2017 A	100,000,000	2017/05/10	2017/12/29	25.00
15334	Credit Suisse AG – China Life European Warrants Nov 2017 A	80,000,000	2017/05/10	2017/11/28	12.00
15355	Goldman Sachs SP (Asia) – HSBC European Warrants Nov 2017 A	80,000,000	2017/05/10	2017/11/27	12.00
15349	Goldman Sachs Sp (Asia) – ICBC European Warrants Nov 2017 A	80,000,000	2017/05/10	2017/11/21	12.00
15353	Goldman Sachs SP (Asia) – Tencent European Put Wt Oct 2017 E	150,000,000	2017/05/10	2017/10/26	22.50
15345	J P Morgan SP BV – Galaxy Ent European Warrants Dec 2017 B	100,000,000	2017/05/10	2017/12/04	30.20
15343	J P Morgan SP BV – HSBC European Put Warrants Dec 2017 C	100,000,000	2017/05/10	2017/12/04	25.10
15298	J P Morgan SP BV – IGG European Warrants Nov 2017 A	50,000,000	2017/05/10	2017/11/09	15.50
15297	J P Morgan SP BV – Meitu European Warrants Nov 2017 A	50,000,000	2017/05/10	2017/11/09	17.30
15273	Macquarie Bank Ltd. – CKH European Warrants Dec 2017 A	15,000,000	2017/05/10	2017/12/04	10.01
15274	Macquarie Bank Ltd. – CKH European Warrants Jan 2018 A	33,000,000	2017/05/10	2018/01/03	10.07
15279	Macquarie Bank Ltd. – CKI Holdings European Warrants Mar18A	23,000,000	2017/05/10	2018/03/12	10.01
15290	Macquarie Bank Ltd. – Meitu European Warrants May 2018 A	37,000,000	2017/05/10	2018/05/02	10.25
15277	Macquarie Bank Ltd. – Yanzhou Coal European Wts Jan 2018 B	12,000,000	2017/05/10	2018/01/03	10.34
15300	SG Issuer – CCB European Warrants Oct 2017 A	60,000,000	2017/05/10	2017/10/06	12.00
15302	SG Issuer – CCB European Put Warrants Nov 2017 A	60,000,000	2017/05/10	2017/11/03	22.50
15307	SG Issuer – CKH European Warrants Dec 2017 B	30,000,000	2017/05/10	2017/12/05	11.85
15309	SG Issuer – CKH European Put Warrants Dec 2017 C	20,000,000	2017/05/10	2017/12/05	10.40
15299	SG Issuer – CKP European Warrants Nov 2017 A	50,000,000	2017/05/10	2017/11/03	10.00
15305	SG Issuer – China Life European Warrants Dec 2017 C	12,000,000	2017/05/10	2017/12/05	10.08
15306	SG Issuer – CP&CC European Warrants Nov 2017 A	60,000,000	2017/05/10	2017/11/03	12.00
15257	SG Issuer – HSI European Put Warrants Nov 2017 B	150,000,000	2017/05/10	2017/11/29	37.50
15272	SG Issuer – HSI European Put Warrants Dec 2017 E	150,000,000	2017/05/10	2017/12/28	37.50
15310	SG Issuer – MTRC European Warrants Jan 2018 A	31,000,000	2017/05/10	2018/01/04	10.08
15313	SG Issuer – NewWorld Dev Eu Wt Jan 2018 A	15,000,000	2017/05/10	2018/01/04	10.05
15314	SG Issuer – Petch European Warrants Dec 2017 A	60,000,000	2017/05/10	2017/12/05	15.00
15315	SG Issuer – Tencent European Warrants May 2018 A	200,000,000	2017/05/10	2018/05/04	50.00
15324	UBS AG – China Coal European Warrants Aug 2018 A	15,000,000	2017/05/10	2018/08/21	10.02

MAIN BOARD WARRANTS

Code	Derivative warrants	No. of issue			Amount raised (HK\$mil.)
		(units)	Listing date	Expiry	
15327	UBS AG – Country Garden European Warrants Dec 2017 A	20,000,000	2017/05/10	2017/12/18	14.02
15332	UBS AG – China Mobile European Warrants Oct 2017 A	100,000,000	2017/05/10	2017/10/26	21.80
15317	UBS AG – Henganintl European Warrants Feb 2018 A	20,000,000	2017/05/10	2018/02/27	10.30
15330	UBS AG – Hang Seng Bank European Warrants Dec 2017 A	15,000,000	2017/05/10	2017/12/18	10.35
15333	UBS AG – PetroChina European Warrants Oct 2017 A	40,000,000	2017/05/10	2017/10/26	11.80
14532 #	HK Bank – AAC Tech European Warrants Oct 2017 C	100,000,000	2017/05/10	2017/10/03	17.90
14585 #	Credit Suisse AG – AAC Tech European Warrants Dec 2017 B	40,000,000	2017/05/10	2017/12/29	10.40
10463	BNP Paribas Issuance B.V. – USD/CAD European Wts Dec 2017A	50,000,000	2017/05/11	2017/12/18	13.00
10464	BNP Paribas Issuance B.V. – USD/CAD European Put Wts Dec17B	50,000,000	2017/05/11	2017/12/18	13.00
10459	BNP Paribas Issuance B.V. – USD/CNH European Wts Dec 2017A	50,000,000	2017/05/11	2017/12/18	13.00
10461	BNP Paribas Issuance B.V. – USD/CNH European Wts Mar 2018A	50,000,000	2017/05/11	2018/03/19	19.50
10460	BNP Paribas Issuance B.V. – USD/CNH European Put Wts Dec17B	50,000,000	2017/05/11	2017/12/18	12.50
10462	BNP Paribas Issuance B.V. – USD/CNH European Put Wts Mar18B	50,000,000	2017/05/11	2018/03/19	15.50
15417	Credit Suisse AG – CHALCO European Wts Nov 2017 A	40,000,000	2017/05/11	2017/11/10	10.00
15412	Credit Suisse AG – Henganintl European Warrants Nov 2017 A	40,000,000	2017/05/11	2017/11/10	11.20
15411	Credit Suisse AG – Meitu European Warrants Nov 2017 A	70,000,000	2017/05/11	2017/11/10	18.90
15406	Credit Suisse AG – PetroChina European Warrants Nov 2017 A	40,000,000	2017/05/11	2017/11/02	10.00
15396	Credit Suisse AG – Tencent Holdings European Wts Dec 2017 C	150,000,000	2017/05/11	2017/12/29	37.50
15398	Credit Suisse AG – Tencent Holdings European Wts Feb 2018 B	150,000,000	2017/05/11	2018/02/28	37.50
15401	Credit Suisse AG – Tencent Holdings Euro Put Wts Oct 2017 F	150,000,000	2017/05/11	2017/10/31	23.25
15416	Credit Suisse AG – Zhaojin Mining European Warrants Nov 17 A	20,000,000	2017/05/11	2017/11/10	11.60
15376	HK Bank – AAC Tech European Put Warrants Feb 2018 B	80,000,000	2017/05/11	2018/02/28	20.00
15373	HK Bank – AAC Tech European Put Warrants Jun 2018 B	80,000,000	2017/05/11	2018/06/26	16.80
15378	HK Bank – Sunny Optical European Warrants Nov 2017 A	20,000,000	2017/05/11	2017/11/30	12.00
15432	J P Morgan SP BV – HKEX European Warrants Feb 2018 A	200,000,000	2017/05/11	2018/02/02	30.00
15382	Macquarie Bank Ltd. – China Mobile European Wts Oct 2017 B	40,000,000	2017/05/11	2017/10/04	10.00
15380	Macquarie Bank Ltd. – CNBM European Warrants Dec 2017 C	16,000,000	2017/05/11	2017/12/04	10.00
15379	Macquarie Bank Ltd. – Tencent European Put Wts Dec 2017 B	10,000,000	2017/05/11	2017/12/04	10.00
15385	SG Issuer – CHALCO European Warrants Jan 2018 A	20,000,000	2017/05/11	2018/01/04	10.00
15360	SG Issuer – BOCL European Warrants Jan 2018 A	60,000,000	2017/05/11	2018/01/04	15.00
15363	SG Issuer – CITIC Bank European Warrants Dec 2017 A	33,000,000	2017/05/11	2017/12/05	10.07
15368	SG Issuer – CMB European Warrants Apr 2018 A	100,000,000	2017/05/11	2018/04/06	15.00
15369	SG Issuer – Minsheng Bank European Warrants Jan 2018 A	20,000,000	2017/05/11	2018/01/04	10.00
15392	SG Issuer – CMob European Put Warrants Dec 2017 B	60,000,000	2017/05/11	2017/12/05	20.10
15393	SG Issuer – CNBM European Warrants Jan 2018 A	20,000,000	2017/05/11	2018/01/04	10.80
15395	SG Issuer – HSBC European Put Warrants Nov 2017 A	80,000,000	2017/05/11	2017/11/03	14.80
15372	SG Issuer – ICBC European Warrants Dec 2017 B	60,000,000	2017/05/11	2017/12/05	15.30
15429	UBS AG – IGG European Warrants Nov 2017 A	50,000,000	2017/05/11	2017/11/10	16.40
15487	Credit Suisse AG – AAC Tech European Warrants Nov 2018 A	100,000,000	2017/05/12	2018/11/27	25.00
15510	Credit Suisse AG – Anhui Conch European Warrants Dec 2017 A	50,000,000	2017/05/12	2017/12/04	12.50
15500	Credit Suisse AG – Angang Steel European Warrants Nov 2017 A	25,000,000	2017/05/12	2017/11/13	10.00
15490	Credit Suisse AG – China Cinda European Warrants Dec 2017 B	40,000,000	2017/05/12	2017/12/04	10.00
15508	Credit Suisse AG – CKH Holdings European Warrants Dec 2017 A	40,000,000	2017/05/12	2017/12/04	10.00
15488	Credit Suisse AG – CM Bank European Warrants Mar 2018 A	70,000,000	2017/05/12	2018/03/26	10.50

MAIN BOARD WARRANTS

Code	Derivative warrants	No. of issue			Amount raised (HK\$mil.)
		(units)	Listing date	Expiry	
15503	Credit Suisse AG – Ch Molybdenum European Warrants Nov 2017A	40,000,000	2017/05/12	2017/11/13	10.00
15509	Credit Suisse AG – Sinopec Corp European Warrants Oct 2017 B	50,000,000	2017/05/12	2017/10/12	10.00
15485	Credit Suisse AG – HSBC European Wts Sep 2017 D	100,000,000	2017/05/12	2017/09/08	15.00
15499	Credit Suisse AG – HTSC European Warrants Apr 2018 A	40,000,000	2017/05/12	2018/04/27	10.00
15486	Credit Suisse AG – Tencent Holdings European Wts Aug 2017 C	50,000,000	2017/05/12	2017/08/30	27.00
15514	Goldman Sachs SP (Asia) – BOCL European Warrants Dec 2017 A	80,000,000	2017/05/12	2017/12/20	12.00
15515	Goldman Sachs SP (Asia) – China Mobile Euro Wts Oct 2017 A	80,000,000	2017/05/12	2017/10/26	14.16
15520	J P Morgan SP BV – AIA European Warrants Jan 2018 A	100,000,000	2017/05/12	2018/01/03	25.00
15528	J P Morgan SP BV – CITIC Bank European Warrants Dec 2017 A	100,000,000	2017/05/12	2017/12/29	15.10
15526	J P Morgan SP BV – CNBM European Warrants Dec 2017 A	60,000,000	2017/05/12	2017/12/04	19.20
15525	J P Morgan SP BV – Sinopec Corp European Warrants Dec 2017 B	100,000,000	2017/05/12	2017/12/04	25.00
15523	J P Morgan SP BV – PetroChina European Warrants Nov 2017 A	100,000,000	2017/05/12	2017/11/02	15.10
15531	J P Morgan SP BV – PSBC European Warrants Jan 2018 A	40,000,000	2017/05/12	2018/01/03	10.88
15448	Macquarie Bank Ltd. – IGG European Warrants May 2018 A	38,000,000	2017/05/12	2018/05/14	10.07
15449	Macquarie Bank Ltd. – Tencent European Warrants Dec 2017 C	34,000,000	2017/05/12	2017/12/04	10.10
15450	Macquarie Bank Ltd. – Tencent European Warrants Dec 2017 D	18,000,000	2017/05/12	2017/12/04	10.06
15439	SG Issuer – CNOOC European Warrants Dec 2017 B	20,000,000	2017/05/12	2017/12/05	12.80
15452	SG Issuer – China Oilfield European Warrants Oct 2018 A	100,000,000	2017/05/12	2018/10/04	15.00
15438	SG Issuer – CP&CC European Warrants Dec 2017 A	50,000,000	2017/05/12	2017/12/05	21.00
15457	SG Issuer – CSOP A50 ETF European Warrants Dec 2017 A	20,000,000	2017/05/12	2017/12/05	10.00
15440	SG Issuer – Galaxy Ent European Warrants Dec 2017 A	60,000,000	2017/05/12	2017/12/05	25.20
15469	SG Issuer – HS H-SHARE European Warrants Dec 2017 A	25,000,000	2017/05/12	2017/12/05	10.00
15441	SG Issuer – JIANC European Warrants May 2018 A	80,000,000	2017/05/12	2018/05/04	20.00
15454	SG Issuer – Meitu European Warrants Nov 2017 A	50,000,000	2017/05/12	2017/11/13	12.75
15442	SG Issuer – Petch European Warrants Jan 2018 A	50,000,000	2017/05/12	2018/01/04	20.50
15446	SG Issuer – Sands China European Warrants Nov 2017 A	60,000,000	2017/05/12	2017/11/03	12.60
15456	SG Issuer – Wynn European Warrants Jan 2018 A	60,000,000	2017/05/12	2018/01/04	15.00
15471	UBS AG – Galaxy Ent European Warrants Aug 2017 B	70,000,000	2017/05/12	2017/08/28	10.57
15473	UBS AG – Galaxy Ent European Warrants Sep 2017 A	50,000,000	2017/05/12	2017/09/04	13.80
15435	UBS AG – HSBC European Warrants Sep 2017 A	100,000,000	2017/05/12	2017/09/04	15.00
15479	UBS AG – HSBC European Put Warrants Aug 2017 D	100,000,000	2017/05/12	2017/08/24	16.30
15483	UBS AG – Meitu European Warrants Nov 2017 A	70,000,000	2017/05/12	2017/11/13	18.41
15480	UBS AG – Sands China European Warrants Sep 2017 C	70,000,000	2017/05/12	2017/09/01	10.50
15540	BOCI Asia Ltd. – AIA European Warrants Oct 2017 B	200,000,000	2017/05/15	2017/10/27	37.40
15553	BOCI Asia Ltd. – AIA European Put Warrants Nov 2017 A	100,000,000	2017/05/15	2017/11/20	25.20
15586	BOCI Asia Ltd. – BOCL European Warrants Jan 2018 A	100,000,000	2017/05/15	2018/01/24	15.00
15585	BOCI Asia Ltd. – CC Bank European Warrants Sep 2017 A	100,000,000	2017/05/15	2017/09/22	15.00
15538	BOCI Asia Ltd. – Galaxy Ent European Warrants Nov 2017 A	100,000,000	2017/05/15	2017/11/20	27.20
15536	BOCI Asia Ltd. – HSBC European Put Warrants Nov 2017 A	200,000,000	2017/05/15	2017/11/27	50.60
15539	BOCI Asia Ltd. – PetroChina European Warrants Oct 2017 A	100,000,000	2017/05/15	2017/10/24	20.20
15587	BOCI Asia Ltd. – Tencent Holdings European Wts Nov 2017 B	200,000,000	2017/05/15	2017/11/30	128.60
15581	BOCI Asia Ltd. – Tencent Holdings European Wts Feb 2018 A	200,000,000	2017/05/15	2018/02/27	50.00
15584	BOCI Asia Ltd. – Tencent Holdings European Wts Apr 2018 A	200,000,000	2017/05/15	2018/04/23	50.00
15588	Credit Suisse AG – AIA European Warrants Jan 2018 A	70,000,000	2017/05/15	2018/01/03	17.50

MAIN BOARD WARRANTS

Code	Derivative warrants	No. of issue			Amount raised (HK\$mil.)
		(units)	Listing date	Expiry	
15606	Goldman Sachs SP (Asia) – BOCL European Warrants Jan 2018 A	80,000,000	2017/05/15	2018/01/23	12.00
15608	Goldman Sachs SP (Asia) – HKEX European Put Wts Sep 2017 D	100,000,000	2017/05/15	2017/09/26	15.00
15604	Goldman Sachs SP (Asia) – Tencent European Wt Jul 2018 A	200,000,000	2017/05/15	2018/07/27	30.00
15567	HK Bank – AAC Tech European Warrants Nov 2017 B	180,000,000	2017/05/15	2017/11/29	39.60
15568	HK Bank – AAC Tech European Warrants Dec 2017 B	180,000,000	2017/05/15	2017/12/20	50.40
15561	HK Bank – AAC Tech European Warrants Jan 2018 B	180,000,000	2017/05/15	2018/01/29	36.00
15558	HK Bank – Galaxy Ent European Warrants Nov 2017 A	40,000,000	2017/05/15	2017/11/30	12.00
15559	HK Bank – Sands China European Warrants Oct 2017 B	68,000,000	2017/05/15	2017/10/23	10.20
15592	J P Morgan SP BV – CAM CSI300 European Warrants Apr 2018 A	100,000,000	2017/05/15	2018/04/03	25.00
15593	J P Morgan SP BV – Haitong Sec European Warrants Aug 2018 A	100,000,000	2017/05/15	2018/08/13	15.00
15575	Macquarie Bank Ltd. – PetroChina European Wts Dec 2017 A	18,000,000	2017/05/15	2017/12/04	10.01
15577	Macquarie Bank Ltd. – Ping An European Warrants Apr 2018 A	40,000,000	2017/05/15	2018/04/04	10.04
15576	Macquarie Bank Ltd. – Tencent European Warrants Dec 2017 E	9,000,000	2017/05/15	2017/12/04	10.02
15574	Macquarie Bank Ltd. – Zhaojin Mining Euro Wts May 2018 A	8,000,000	2017/05/15	2018/05/02	10.44
15555	SG Issuer – AAC Tech European Warrants Jan 2018 A	70,000,000	2017/05/15	2018/01/04	17.50
15569	SG Issuer – AAC Tech European Warrants Jan 2018 B	70,000,000	2017/05/15	2018/01/04	17.50
15570	SG Issuer – Anhui Conch European Warrants Jan 2018 A	40,000,000	2017/05/15	2018/01/04	10.00
15557	SG Issuer – Galaxy Ent European Warrants Sep 2017 A	70,000,000	2017/05/15	2017/09/05	11.20
15572	SG Issuer – ICBC European Put Wt Dec 2017 C	60,000,000	2017/05/15	2017/12/05	15.00
15602	UBS AG – AIA European Warrants Dec 2017 B	100,000,000	2017/05/15	2017/12/11	25.20
15596	UBS AG – BOCL European Warrants Dec 2017 A	70,000,000	2017/05/15	2017/12/20	10.50
15598	UBS AG – CITIC Bank European Warrants Dec 2017 A	70,000,000	2017/05/15	2017/12/19	10.85
15595	UBS AG – ICBC European Warrants Nov 2017 A	70,000,000	2017/05/15	2017/11/27	10.99
14726 #	Credit Suisse AG – Tencent Holdings European Wts Oct 2017 E	100,000,000	2017/05/15	2017/10/27	13.60
15619	BOCI Asia Ltd. – BOC HK European Warrants Jan 2018 A	100,000,000	2017/05/16	2018/01/24	15.80
15620	BOCI Asia Ltd. – CM Bank European Warrants Mar 2018 A	100,000,000	2017/05/16	2018/03/26	15.10
15613	BOCI Asia Ltd. – CNOOC European Warrants Nov 2017 B	100,000,000	2017/05/16	2017/11/20	36.20
15614	BOCI Asia Ltd. – Galaxy Ent European Put Warrants Nov 2017 B	100,000,000	2017/05/16	2017/11/20	25.40
15618	BOCI Asia Ltd. – Ping An European Warrants Nov 2017 A	200,000,000	2017/05/16	2017/11/20	52.20
15657	Credit Suisse AG – Tencent Holdings European Wts Aug 2017 D	50,000,000	2017/05/16	2017/08/28	16.25
15677	Goldman Sachs SP (Asia) – HSI European Put Wts Sep 2017 E	200,000,000	2017/05/16	2017/09/28	30.00
15674	Goldman Sachs SP (Asia) – PetroChina European Wts Oct 2017 A	80,000,000	2017/05/16	2017/10/26	12.00
15664	Goldman Sachs SP (Asia) – Tencent European Put Wt Oct 2017 F	150,000,000	2017/05/16	2017/10/27	22.50
15650	HK Bank – HSI European Warrants Dec 2017 A	150,000,000	2017/05/16	2017/12/28	22.50
15651	HK Bank – HSI European Warrants Dec 2017 B	150,000,000	2017/05/16	2017/12/28	25.50
15648	HK Bank – HSI European Warrants Apr 2018 A	150,000,000	2017/05/16	2018/04/27	22.50
15652	HK Bank – HSI European Put Warrants Sep 2017 D	150,000,000	2017/05/16	2017/09/28	22.50
15653	HK Bank – HSI European Put Warrants Dec 2017 C	150,000,000	2017/05/16	2017/12/28	22.50
15660	J P Morgan SP BV – CKH European Warrants Dec 2017 A	80,000,000	2017/05/16	2017/12/29	20.32
15658	J P Morgan SP BV – HKEX European Put Wts Dec 2017 B	200,000,000	2017/05/16	2017/12/29	30.80
15659	J P Morgan SP BV – HSI European Put Warrants Nov 2017 C	200,000,000	2017/05/16	2017/11/29	50.40
15654	Macquarie Bank Ltd. – BYD European Warrants Jan 2018 A	27,000,000	2017/05/16	2018/01/03	10.02
15656	Macquarie Bank Ltd. – Lenovo European Warrants Jan 2018 B	40,000,000	2017/05/16	2018/01/03	10.00
15631	SG Issuer – CGS European Warrants Jan 2018 A	15,000,000	2017/05/16	2018/01/04	10.05

MAIN BOARD WARRANTS

Code	Derivative warrants	No. of issue			Amount raised (HK\$mil.)
		(units)	Listing date	Expiry	
15623	SG Issuer – China Overseas European Warrants Dec 2017 B	63,000,000	2017/05/16	2017/12/05	10.08
15639	SG Issuer – HKEX European Put Warrants Jan 2018 A	200,000,000	2017/05/16	2018/01/04	30.00
15633	SG Issuer – Haitong Sec European Warrants Sep 2018 A	60,000,000	2017/05/16	2018/09/05	10.20
15642	SG Issuer – Huaneng Power European Warrants Dec 2017 A	20,000,000	2017/05/16	2017/12/05	10.00
15624	SG Issuer – SMIC European Warrants Mar 2018 A	70,000,000	2017/05/16	2018/03/22	12.60
15643	SG Issuer – Tencent European Warrants Nov 2017 F	20,000,000	2017/05/16	2017/11/03	12.40
15645	SG Issuer – Tencent European Warrants Mar 2018 C	200,000,000	2017/05/16	2018/03/05	38.00
15630	SG Issuer – Tencent European Put Warrants Nov 2017 E	200,000,000	2017/05/16	2017/11/03	30.00
15681	UBS AG – CITIC Sec European Warrants Jul 2018 A	60,000,000	2017/05/16	2018/07/26	11.82
15684	UBS AG – Minsheng Bank European Warrants Oct 2017 A	60,000,000	2017/05/16	2017/10/30	11.52
15678	UBS AG – China Mobile European Put Warrants Nov 2017 B	50,000,000	2017/05/16	2017/11/15	18.30
15687	UBS AG – Sinopec Corp European Warrants Sep 2017 A	70,000,000	2017/05/16	2017/09/22	10.99
15689	UBS AG – HKEX European Warrants Sep 2017 D	50,000,000	2017/05/16	2017/09/04	18.45
15700	UBS AG – HSI European Warrants Apr 2018 A	200,000,000	2017/05/16	2018/04/27	30.20
15698	UBS AG – Ping An European Warrants Oct 2017 A	100,000,000	2017/05/16	2017/10/26	15.50
15691	UBS AG – Tencent Holdings European Warrants Feb 2018 A	300,000,000	2017/05/16	2018/02/02	75.00
15699	UBS AG – Tencent Holdings European Put Warrants Nov 2017 B	200,000,000	2017/05/16	2017/11/15	51.60
27990 #	UBS AG – HSI European Put Warrants Aug 2017 B	200,000,000	2017/05/16	2017/08/30	11.00
15716	BOCI Asia Ltd. – Ch Comm Cons European Warrants Nov 2018 A	100,000,000	2017/05/17	2018/11/21	18.30
15719	BOCI Asia Ltd. – HSBC European Warrants Nov 2017 B	200,000,000	2017/05/17	2017/11/28	30.20
15724	BOCI Asia Ltd. – HSI European Warrants Apr 2018 A	100,000,000	2017/05/17	2018/04/27	15.20
15726	BOCI Asia Ltd. – HSI European Put Warrants Sep 2017 D	100,000,000	2017/05/17	2017/09/28	15.20
15718	BOCI Asia Ltd. – Ping An European Warrants Nov 2017 B	200,000,000	2017/05/17	2017/11/02	30.40
15717	BOCI Asia Ltd. – Sands China European Put Wts Nov 2017 B	100,000,000	2017/05/17	2017/11/27	25.50
15742	Credit Suisse AG – Tencent Holdings European Wts Feb 2018 C	150,000,000	2017/05/17	2018/02/28	37.50
15743	Credit Suisse AG – Tencent Holdings Euro Put Wts Nov 2017 C	150,000,000	2017/05/17	2017/11/30	37.50
15744	Goldman Sachs SP (Asia) – AIA European Warrants Nov 2017 A	60,000,000	2017/05/17	2017/11/30	15.00
15748	Goldman Sachs SP (Asia) – Tencent European Wt Feb 2018 B	150,000,000	2017/05/17	2018/02/21	27.00
15769	J P Morgan SP BV – China Life European Warrants Jan 2018 B	100,000,000	2017/05/17	2018/01/02	15.00
15764	J P Morgan SP BV – HKEX European Warrants Oct 2017 D	100,000,000	2017/05/17	2017/10/03	23.30
15768	J P Morgan SP BV – HSI European Warrants Jan 2018 B	300,000,000	2017/05/17	2018/01/30	75.00
15767	J P Morgan SP BV – HSI European Put Warrants Dec 2017 D	300,000,000	2017/05/17	2017/12/28	46.20
15770	J P Morgan SP BV – Melco Int'l Dev European Wts Jan 2018 A	60,000,000	2017/05/17	2018/01/03	15.12
15763	J P Morgan SP BV – Tencent European Warrants Dec 2017 D	100,000,000	2017/05/17	2017/12/01	60.60
15736	J P Morgan SP BV – Tencent European Warrants Mar 2018 C	200,000,000	2017/05/17	2018/03/02	50.20
15702	Macquarie Bank Ltd. – AIA European Warrants Mar 2018 A	30,000,000	2017/05/17	2018/03/02	10.29
15737	Macquarie Bank Ltd. – Air China European Warrants Jun 2018 A	10,000,000	2017/05/17	2018/06/04	10.01
15740	Macquarie Bank Ltd. – ASM Pacific European Wts Apr 2019 A	23,000,000	2017/05/17	2019/04/16	10.01
15739	Macquarie Bank Ltd. – CPIC European Warrants Jun 2018 A	40,000,000	2017/05/17	2018/06/04	10.00
15741	Macquarie Bank Ltd. – HKEX European Warrants Dec 2017 A	40,000,000	2017/05/17	2017/12/04	10.00
15753	Macquarie Bank Ltd. – HSBC European Warrants Dec 2017 B	10,000,000	2017/05/17	2017/12/04	10.98
15727	SG Issuer – HKEX European Warrants Oct 2017 D	30,000,000	2017/05/17	2017/10/03	10.05
15703	SG Issuer – HSCEI European Put Warrants Jan 2018 A	150,000,000	2017/05/17	2018/01/30	37.50
15708	SG Issuer – HSI European Put Warrants Nov 2017 C	150,000,000	2017/05/17	2017/11/29	37.50

MAIN BOARD WARRANTS

Code	Derivative warrants	No. of issue			Amount raised (HK\$mil.)
		(units)	Listing date	Expiry	
15712	SG Issuer – HSI European Put Warrants Mar 2018 C	150,000,000	2017/05/17	2018/03/28	37.50
15728	SG Issuer – Ping An European Put Warrants Dec 2017 B	80,000,000	2017/05/17	2017/12/05	20.00
15729	SG Issuer – Tencent European Warrants Feb 2018 A	200,000,000	2017/05/17	2018/02/05	50.00
15732	SG Issuer – Tencent European Warrants Apr 2018 B	200,000,000	2017/05/17	2018/04/06	50.00
15751	UBS AG – HSI European Warrants Nov 2017 A	200,000,000	2017/05/17	2017/11/29	30.80
15749	UBS AG – Tencent Holdings European Warrants Apr 2018 A	300,000,000	2017/05/17	2018/04/16	75.00
14936 #	UBS AG – Tencent Holdings European Put Warrants Nov 2017 A	150,000,000	2017/05/17	2017/11/03	12.00
15803	BNP Paribas Issuance B.V. – Ping An European Wt Nov 2017 A	70,000,000	2017/05/18	2017/11/02	10.50
15800	BNP Paribas Issuance B.V. – Ping An European Wt Dec 2017 A	70,000,000	2017/05/18	2017/12/04	12.60
15807	BNP Paribas Issuance B.V. – Ping An European Wt Jun 2018 A	50,000,000	2017/05/18	2018/06/04	13.00
15793	BNP Paribas Issuance B.V. – Tencent Hldgs Eu Wt Mar 2018 B	100,000,000	2017/05/18	2018/03/02	21.00
15794	BNP Paribas Issuance B.V. – Tencent Hldgs Eu Wt May 2018 A	100,000,000	2017/05/18	2018/05/03	22.00
15809	BNP Paribas Issuance B.V. – Tencent Hldgs Eu Wt Aug 2018 C	100,000,000	2017/05/18	2018/08/02	26.00
15799	BNP Paribas Issuance B.V. – Tencent Hldgs Eu Wt Nov 2018 A	100,000,000	2017/05/18	2018/11/02	25.00
15811	Credit Suisse AG – HKEX European Warrants Oct 2017 C	50,000,000	2017/05/18	2017/10/03	12.50
15810	Credit Suisse AG – Techtronic European Warrants Nov 2017 A	50,000,000	2017/05/18	2017/11/17	12.50
15775	Goldman Sachs SP (Asia) – HSBC European Warrants Oct 2017 A	80,000,000	2017/05/18	2017/10/26	12.00
15827	Goldman Sachs SP (Asia) – HSBC European Put Wts Oct 2017 B	80,000,000	2017/05/18	2017/10/26	12.00
15828	Goldman Sachs SP (Asia) – HSI European Put Wts Dec 2017 B	200,000,000	2017/05/18	2017/12/28	30.00
15830	Goldman Sachs SP (Asia) – HSI European Put Wts Dec 2017 C	200,000,000	2017/05/18	2017/12/28	30.00
15824	Goldman Sachs SP (Asia) – Tencent European Wt Sep 2017 I	30,000,000	2017/05/18	2017/09/26	10.50
15826	Goldman Sachs SP (Asia) – Tencent European Wt Oct 2017 G	30,000,000	2017/05/18	2017/10/26	10.50
15823	Goldman Sachs SP (Asia) – Tencent European Wt Apr 2018 A	150,000,000	2017/05/18	2018/04/26	39.30
15786	Haitong Int'l Sec – IGG European Warrants Nov 2017 A	80,000,000	2017/05/18	2017/11/02	20.00
15789	Haitong Int'l Sec – Meitu European Warrants Nov 2017 A	70,000,000	2017/05/18	2017/11/02	14.98
15791	Haitong Int'l Sec – Meitu European Warrants Mar 2018 A	80,000,000	2017/05/18	2018/03/28	28.40
15785	Haitong Int'l Sec – Tencent European Warrants Jun 2018 A	200,000,000	2017/05/18	2018/06/25	39.40
15784	Haitong Int'l Sec – Tencent European Warrants Aug 2018 A	200,000,000	2017/05/18	2018/08/08	57.20
15788	Haitong Int'l Sec – Zoomlion European Warrants Dec 2017 A	25,000,000	2017/05/18	2017/12/29	12.23
15821	J P Morgan SP BV – Ping An European Put Warrants Nov 2017 B	100,000,000	2017/05/18	2017/11/01	15.00
15822	J P Morgan SP BV – SPDR Gold Trust European Wts Dec 2017 A	20,000,000	2017/05/18	2017/12/05	10.12
15816	J P Morgan SP BV – Tencent European Put Warrants Nov 2017 E	200,000,000	2017/05/18	2017/11/01	30.40
15776	Macquarie Bank Ltd. – China Cinda European Wts Mar 2018 A	27,000,000	2017/05/18	2018/03/02	10.07
15812	Macquarie Bank Ltd. – HKEX European Warrants Dec 2017 B	11,500,000	2017/05/18	2017/12/04	10.02
15777	Macquarie Bank Ltd. – Meitu European Warrants Dec 2017 A	36,000,000	2017/05/18	2017/12/04	10.30
15778	Macquarie Bank Ltd. – Sands China European Wts Dec 2017 A	40,000,000	2017/05/18	2017/12/04	10.00
15792	SG Issuer – China Life European Warrants Jan 2018 B	120,000,000	2017/05/18	2018/01/04	18.00
15772	SG Issuer – China Life European Put Warrants Jan 2018 A	100,000,000	2017/05/18	2018/01/04	15.00
15783	SG Issuer – HSI European Warrants Feb 2018 B	150,000,000	2017/05/18	2018/02/27	37.50
15813	UBS AG – CGS European Warrants Nov 2017 B	20,000,000	2017/05/18	2017/11/17	10.14
15814	UBS AG – China Tel European Warrants Nov 2017 A	70,000,000	2017/05/18	2017/11/23	10.50
15848	BOCI Asia Ltd. – Tencent Holdings European Put Wts Oct 2017 F	100,000,000	2017/05/19	2017/10/26	15.00
15847	BOCI Asia Ltd. – Tencent Holdings European Put Wts Dec 2017 C	100,000,000	2017/05/19	2017/12/28	15.00
15843	BNP Paribas Issuance B.V. – CKH European Wts Feb 2018 A	40,000,000	2017/05/19	2018/02/02	10.00

MAIN BOARD WARRANTS

Code	Derivative warrants	No. of issue			Amount raised (HK\$mil.)
		(units)	Listing date	Expiry	
15841	BNP Paribas Issuance B.V. – HSBC European Wts Feb 2018 A	50,000,000	2017/05/19	2018/02/02	14.00
15842	BNP Paribas Issuance B.V. – HSBC European Wts Jun 2018 A	50,000,000	2017/05/19	2018/06/04	14.00
15844	BNP Paribas Issuance B.V. – PetroCh Euro Wts Mar 2018 A	40,000,000	2017/05/19	2018/03/02	10.00
15877	Credit Suisse AG – Lenovo European Warrants Nov 2017 A	50,000,000	2017/05/19	2017/11/02	12.50
15875	Credit Suisse AG – Sunny Optical European Warrants Sep 2017 A	25,000,000	2017/05/19	2017/09/29	14.50
15846	Credit Suisse AG – China Vanke European Warrants Dec 2017 A	70,000,000	2017/05/19	2017/12/29	10.50
15873	Goldman Sachs Sp (Asia) – ICBC European Warrants Nov 2017 B	80,000,000	2017/05/19	2017/11/27	20.00
15870	Goldman Sachs SP (Asia) – Tencent European Wt Nov 2017 D	150,000,000	2017/05/19	2017/11/30	37.50
15871	Goldman Sachs SP (Asia) – Tencent European Wt Jan 2018 A	150,000,000	2017/05/19	2018/01/31	37.50
15872	Goldman Sachs SP (Asia) – Tencent European Wt Feb 2018 C	150,000,000	2017/05/19	2018/02/28	37.50
15866	Haitong Int'l Sec – HSI European Warrants Jan 2018 C	200,000,000	2017/05/19	2018/01/30	50.00
15867	Haitong Int'l Sec – HSI European Warrants Mar 2018 D	200,000,000	2017/05/19	2018/03/28	50.00
15855	Haitong Int'l Sec – HSI European Put Warrants Sep 2017 E	150,000,000	2017/05/19	2017/09/28	22.50
15858	Haitong Int'l Sec – HSI European Put Warrants Dec 2017 B	150,000,000	2017/05/19	2017/12/28	22.50
15865	Haitong Int'l Sec – HSI European Put Warrants Dec 2017 C	150,000,000	2017/05/19	2017/12/28	30.15
15860	Haitong Int'l Sec – HSI European Put Warrants Mar 2018 C	150,000,000	2017/05/19	2018/03/28	26.85
15851	J P Morgan SP BV – AAC Tech European Put Warrants Dec 2017 A	50,000,000	2017/05/19	2017/12/29	12.55
15854	J P Morgan SP BV – IGG European Warrants Mar 2018 A	50,000,000	2017/05/19	2018/03/02	17.35
15834	Macquarie Bank Ltd. – Geely Auto European Put Ws Dec 2017 B	15,000,000	2017/05/19	2017/12/04	10.47
15836	Macquarie Bank Ltd. – IGG European Warrants Dec 2017 A	27,000,000	2017/05/19	2017/12/18	10.23
15839	SG Issuer – CSOP A50 ETF European Warrants Feb 2018 A	30,000,000	2017/05/19	2018/02/05	10.05
15837	SG Issuer – HKEX European Warrants Dec 2018 B	200,000,000	2017/05/19	2018/12/05	50.00
15831	SG Issuer – HSI European Warrants Nov 2017 D	150,000,000	2017/05/19	2017/11/29	22.50
15838	SG Issuer – Tencent European Put Warrants Apr 2018 C	200,000,000	2017/05/19	2018/04/06	30.00
15890	UBS AG – AAC Tech European Warrants Nov 2017 B	70,000,000	2017/05/19	2017/11/20	17.71
15879	UBS AG – AAC Tech European Warrants Dec 2017 A	70,000,000	2017/05/19	2017/12/29	13.86
15880	UBS AG – HSI European Warrants Jan 2018 B	200,000,000	2017/05/19	2018/01/30	50.00
15882	UBS AG – HSI European Put Warrants Dec 2017 A	200,000,000	2017/05/19	2017/12/28	50.00
15893	UBS AG – SMIC European Warrants Mar 2018 A	70,000,000	2017/05/19	2018/03/29	10.50
15878	UBS AG – SMIC European Warrants Apr 2018 A	60,000,000	2017/05/19	2018/04/23	15.00
28061 #	Credit Suisse AG – HKEX European Warrants Dec 2017 B	170,000,000	2017/05/19	2017/12/01	10.03
15926	BNP Paribas Issuance B.V. – CC Bank Euro Wts Jun 2018 A	40,000,000	2017/05/22	2018/06/04	10.00
15927	BNP Paribas Issuance B.V. – China Life Euro Wts Feb 2018 A	60,000,000	2017/05/22	2018/02/02	11.40
15929	BNP Paribas Issuance B.V. – CNOOC European Wts Oct 2017 C	40,000,000	2017/05/22	2017/10/04	11.20
15902	BNP Paribas Issuance B.V. – HSI European Wts Sep 2018 A	80,000,000	2017/05/22	2018/09/27	20.00
15901	BNP Paribas Issuance B.V. – HSI European Wts Dec 2018 A	80,000,000	2017/05/22	2018/12/28	20.80
15903	BNP Paribas Issuance B.V. – HSI European Wts Jun 2019 A	80,000,000	2017/05/22	2019/06/27	21.60
15905	BNP Paribas Issuance B.V. – HSI Euro Put Wts Mar 2018 D	80,000,000	2017/05/22	2018/03/28	20.80
15906	BNP Paribas Issuance B.V. – HSI Euro Put Wts Jun 2018 B	80,000,000	2017/05/22	2018/06/28	22.40
15908	BNP Paribas Issuance B.V. – Tencent Hldgs Eu Wt Jan 2018 D	40,000,000	2017/05/22	2018/01/03	12.80
15930	Credit Suisse AG – HSBC European Put Warrants Nov 2017 B	70,000,000	2017/05/22	2017/11/30	17.50
15947	Goldman Sachs SP (Asia) – China Life Euro Wts Oct 2017 B	80,000,000	2017/05/22	2017/10/27	12.00
15948	Goldman Sachs SP (Asia) – HKEX European Warrants Sep 2017 E	35,000,000	2017/05/22	2017/09/18	10.01
15899	Haitong Int'l Sec – Tencent European Put Warrants Oct 2017 E	150,000,000	2017/05/22	2017/10/30	22.50

MAIN BOARD WARRANTS

Code	Derivative warrants	No. of issue			Amount raised (HK\$mil.)
		(units)	Listing date	Expiry	
15896	Haitong Int'l Sec - Tencent European Put Warrants Dec 2017 A	150,000,000	2017/05/22	2017/12/28	22.50
15900	Haitong Int'l Sec - Tencent European Put Warrants Dec 2018 A	150,000,000	2017/05/22	2018/12/31	37.50
15961	J P Morgan SP BV - BOCL European Warrants Jan 2018 A	100,000,000	2017/05/22	2018/01/31	17.90
15956	J P Morgan SP BV - China Mob European Wts Oct 2017 C	100,000,000	2017/05/22	2017/10/30	15.20
15959	J P Morgan SP BV - GCL-Poly European Warrants Sep 2018 A	70,000,000	2017/05/22	2018/09/28	10.99
15960	J P Morgan SP BV - ICBC European Warrants Feb 2018 A	100,000,000	2017/05/22	2018/02/28	15.70
15953	J P Morgan SP BV - PetroChina European Put Warrants Dec 17 A	100,000,000	2017/05/22	2017/12/04	25.10
15952	J P Morgan SP BV - Tencent European Warrants Mar 2018 D	200,000,000	2017/05/22	2018/03/02	50.00
15917	Macquarie Bank Ltd. - Tencent European Warrants Dec 2017 G	40,000,000	2017/05/22	2017/12/04	10.60
15911	Macquarie Bank Ltd. - Tencent European Put Wts Dec 2017 F	40,000,000	2017/05/22	2017/12/04	10.00
15918	SG Issuer - Ch Mob European Warrants Jan 2018 A	70,000,000	2017/05/22	2018/01/04	10.50
15909	SG Issuer - Henganintl Eu Wt Dec 2017 A	20,000,000	2017/05/22	2017/12/05	10.00
15919	SG Issuer - HSBC European Put Warrants Dec 2017 D	80,000,000	2017/05/22	2017/12/05	20.40
15921	SG Issuer - Ping An European Warrants Oct 2017 C	100,000,000	2017/05/22	2017/10/06	15.00
15923	SG Issuer - Tencent European Warrants Oct 2017 G	20,000,000	2017/05/22	2017/10/06	10.00
15924	SG Issuer - Tencent European Put Warrants Dec 2017 D	200,000,000	2017/05/22	2017/12/05	50.00
15944	UBS AG - AAC Tech European Put Warrants Jan 2018 A	40,000,000	2017/05/22	2018/01/29	10.00
15945	UBS AG - China Life European Warrants Oct 2017 C	100,000,000	2017/05/22	2017/10/27	15.00
15931	UBS AG - HSBC European Warrants Nov 2017 A	100,000,000	2017/05/22	2017/11/27	15.20
15936	UBS AG - HSBC European Put Warrants Nov 2017 B	100,000,000	2017/05/22	2017/11/21	35.70
15941	UBS AG - Ping An European Put Warrants Nov 2017 B	70,000,000	2017/05/22	2017/11/21	17.57
15997	BNP Paribas Issuance B.V. - Meitu European Warrants Nov17A	100,000,000	2017/05/23	2017/11/02	24.00
15998	Credit Suisse AG - Tencent Holdings European Wts Jan 2018 B	150,000,000	2017/05/23	2018/01/31	37.50
16005	Goldman Sachs SP (Asia) - HSI European Warrants Dec 2017 D	200,000,000	2017/05/23	2017/12/28	30.00
16003	Goldman Sachs SP (Asia) - Tencent European Wt Aug 2017 G	40,000,000	2017/05/23	2017/08/28	13.04
15971	Haitong Int'l Sec - CRRC European Warrants Nov 2017 A	25,000,000	2017/05/23	2017/11/30	11.50
15969	Haitong Int'l Sec - HSBC European Warrants Jan 2018 A	100,000,000	2017/05/23	2018/01/22	25.00
15970	Haitong Int'l Sec - HSBC European Warrants Jun 2018 B	100,000,000	2017/05/23	2018/06/04	25.00
15973	Haitong Int'l Sec - Kingsoft European Warrants Mar 2018 A	80,000,000	2017/05/23	2018/03/28	20.00
15974	Haitong Int'l Sec - ND Paper European Warrants Dec 2018 A	100,000,000	2017/05/23	2018/12/20	22.00
15972	Haitong Int'l Sec - Sunny Optical European Warrants Dec 17 A	25,000,000	2017/05/23	2017/12/12	13.50
15967	Macquarie Bank Ltd. - CC Bank European Warrants Dec 2017 A	30,000,000	2017/05/23	2017/12/04	10.29
15986	Macquarie Bank Ltd. - CNOOC European Warrants Jan 2018 A	28,000,000	2017/05/23	2018/01/03	10.02
15980	Macquarie Bank Ltd. - China Shenhua European Wts Jul 2018 A	40,000,000	2017/05/23	2018/07/04	10.00
15976	Macquarie Bank Ltd. - GCL-Poly Energy European Wts Dec 2018 A	39,000,000	2017/05/23	2018/12/04	10.02
15978	Macquarie Bank Ltd. - NCI European Warrants Jun 2018 A	40,000,000	2017/05/23	2018/06/04	10.00
15989	SG Issuer - BOCL European Warrants Jun 2018 A	80,000,000	2017/05/23	2018/06/05	12.00
15988	SG Issuer - BOCL European Put Warrants Jan 2018 B	60,000,000	2017/05/23	2018/01/04	15.00
15991	SG Issuer - GF Sec European Warrants May 2018 A	50,000,000	2017/05/23	2018/05/04	12.50
15992	SG Issuer - HLand European Warrants Dec 2017 A	40,000,000	2017/05/23	2017/12/05	10.00
15975	SG Issuer - HSI European Warrants Feb 2018 C	150,000,000	2017/05/23	2018/02/27	37.50
15993	SG Issuer - HTSC European Warrants Feb 2018 A	67,000,000	2017/05/23	2018/02/15	10.05
15994	SG Issuer - PetroChina European Put Warrants Dec 2017 B	60,000,000	2017/05/23	2017/12/05	16.50
15996	SG Issuer - Wharf European Warrants Dec 2017 A	21,000,000	2017/05/23	2017/12/05	10.08

MAIN BOARD WARRANTS

Code	Derivative warrants	No. of issue			Amount raised (HK\$mil.)
		(units)	Listing date	Expiry	
16012	UBS AG – BYD European Warrants Oct 2017 A	40,000,000	2017/05/23	2017/10/03	10.16
16025	UBS AG – China Mobile European Warrants Sep 2017 B	100,000,000	2017/05/23	2017/09/27	15.20
16016	UBS AG – China Shenhua European Warrants Dec 2017 A	70,000,000	2017/05/23	2017/12/20	10.57
16017	UBS AG – Fosun Intl European Warrants Feb 2018 A	70,000,000	2017/05/23	2018/02/23	10.50
16022	UBS AG – HSBC European Warrants Nov 2017 C	100,000,000	2017/05/23	2017/11/22	25.30
16021	UBS AG – HSI European Warrants Dec 2017 C	200,000,000	2017/05/23	2017/12/28	30.40
16018	UBS AG – HSI European Put Warrants Nov 2017 B	200,000,000	2017/05/23	2017/11/29	35.20
16020	UBS AG – HSI European Put Warrants Dec 2017 B	200,000,000	2017/05/23	2017/12/28	30.00
15963	UBS AG – ICBC European Warrants Nov 2017 B	100,000,000	2017/05/23	2017/11/21	15.00
16024	UBS AG – Meitu European Warrants Dec 2017 A	70,000,000	2017/05/23	2017/12/18	17.50
16015	UBS AG – Tencent Holdings European Warrants Oct 2017 F	30,000,000	2017/05/23	2017/10/26	14.70
16027	UBS AG – Tencent Holdings European Warrants Apr 2018 B	300,000,000	2017/05/23	2018/04/09	75.00
16039	BOCI Asia Ltd. – AAC Tech European Warrants Feb 2018 B	100,000,000	2017/05/24	2018/02/26	25.00
16043	BOCI Asia Ltd. – AAC Tech European Warrants Apr 2018 A	100,000,000	2017/05/24	2018/04/10	19.70
16036	BOCI Asia Ltd. – CKH European Warrants Nov 2017 A	100,000,000	2017/05/24	2017/11/29	35.20
16038	BOCI Asia Ltd. – Meitu European Warrants Nov 2017 A	50,000,000	2017/05/24	2017/11/27	12.50
16044	Credit Suisse AG – CC Bank European Warrants Nov 2017 A	50,000,000	2017/05/24	2017/11/30	12.50
16053	Credit Suisse AG – Meitu European Warrants Nov 2017 B	70,000,000	2017/05/24	2017/11/23	18.20
16035	Macquarie Bank Ltd. – IGG European Warrants Mar 2018 A	23,000,000	2017/05/24	2018/03/16	10.01
16031	SG Issuer – CCB European Warrants Dec 2017 B	80,000,000	2017/05/24	2017/12/05	20.00
16033	SG Issuer – Link REIT European Warrants Jan 2018 A	25,000,000	2017/05/24	2018/01/04	10.00
16032	SG Issuer – Stanchart European Warrants Dec 2017 B	16,000,000	2017/05/24	2017/12/05	10.08
16034	SG Issuer – Tencent European Warrants Dec 2017 E	200,000,000	2017/05/24	2017/12/05	50.00
16054	UBS AG – Lenovo European Warrants Sep 2017 A	50,000,000	2017/05/24	2017/09/22	10.15
16056	UBS AG – Link REIT European Warrants Dec 2017 A	40,000,000	2017/05/24	2017/12/11	10.04
16055	UBS AG – Stanchart European Warrants Nov 2017 A	25,000,000	2017/05/24	2017/11/23	10.28
16078	BOCI Asia Ltd. – Tencent Holdings European Wts Nov 2017 C	30,000,000	2017/05/25	2017/11/01	23.31
16077	BOCI Asia Ltd. – Tencent Holdings European Wts Jun 2018 A	200,000,000	2017/05/25	2018/06/25	53.00
16080	BOCI Asia Ltd. – Tencent Holdings European Put Wts Dec 2017 D	100,000,000	2017/05/25	2017/12/04	25.10
16096	Credit Suisse AG – Tencent Holdings European Wts Sep 2017 F	50,000,000	2017/05/25	2017/09/26	30.00
16094	Credit Suisse AG – Tencent Holdings European Wts Nov 2017 E	150,000,000	2017/05/25	2017/11/30	37.50
16095	Credit Suisse AG – Tencent Holdings European Wts Jan 2018 C	150,000,000	2017/05/25	2018/01/31	37.50
16093	Credit Suisse AG – Tencent Holdings Euro Put Wts Nov 2017 D	150,000,000	2017/05/25	2017/11/24	37.50
16103	Goldman Sachs SP (Asia) – Greatwall Motor Eur Wts Jan 2018 A	30,000,000	2017/05/25	2018/01/02	16.47
16104	Goldman Sachs SP (Asia) – Haitong Sec Euro Wts Jan 2018 A	30,000,000	2017/05/25	2018/01/02	10.02
16101	Goldman Sachs SP (Asia) – Kingsoft European Wts Oct 2017 A	80,000,000	2017/05/25	2017/10/30	12.00
16099	Goldman Sachs SP (Asia) – Lenovo European Wts Sep 2017 A	80,000,000	2017/05/25	2017/09/25	12.00
16100	Goldman Sachs SP (Asia) – Tencent European Put Wt Nov 2017 E	150,000,000	2017/05/25	2017/11/30	37.50
16063	HK Bank – AIA European Warrants Oct 2017 B	80,000,000	2017/05/25	2017/10/24	14.40
16067	HK Bank – AIA European Put Warrants Nov 2017 A	40,000,000	2017/05/25	2017/11/30	10.00
16069	HK Bank – Ping An European Warrants Nov 2017 B	50,000,000	2017/05/25	2017/11/30	12.50
16072	HK Bank – Ping An European Put Warrants Nov 2017 C	40,000,000	2017/05/25	2017/11/30	10.00
16068	HK Bank – Tencent European Warrants Nov 2017 C	20,000,000	2017/05/25	2017/11/24	18.00
16073	HK Bank – Tencent European Warrants Dec 2017 C	100,000,000	2017/05/25	2017/12/29	25.00

MAIN BOARD WARRANTS

Code	Derivative warrants	No. of issue			Amount raised (HK\$mil.)
		(units)	Listing date	Expiry	
16061	HK Bank – Tencent European Put Warrants Nov 2017 B	100,000,000	2017/05/25	2017/11/08	15.00
16092	J P Morgan SP BV – CNOOC European Warrants Dec 2017 A	100,000,000	2017/05/25	2017/12/01	25.30
16089	J P Morgan SP BV – Tencent European Warrants Apr 2018 C	200,000,000	2017/05/25	2018/04/03	50.80
16088	J P Morgan SP BV – Tencent European Warrants Jun 2018 A	200,000,000	2017/05/25	2018/06/01	50.60
16086	J P Morgan SP BV – Tencent European Put Warrants Dec 2017 E	200,000,000	2017/05/25	2017/12/01	50.00
16060	SG Issuer – PSBC European Warrants Dec 2017 A	40,000,000	2017/05/25	2017/12/05	10.00
16074	SG Issuer – Tencent European Warrants Jan 2018 A	200,000,000	2017/05/25	2018/01/04	50.00
16075	SG Issuer – Tencent European Warrants Sep 2018 A	200,000,000	2017/05/25	2018/09/05	50.00
16098	UBS AG – AAC Tech European Warrants Jan 2018 B	100,000,000	2017/05/25	2018/01/15	25.00
16084	UBS AG – HKEX European Warrants Jan 2018 A	300,000,000	2017/05/25	2018/01/29	45.60
16058	UBS AG – HSI European Put Warrants Sep 2017 C	200,000,000	2017/05/25	2017/09/28	30.20
16081	UBS AG – Tencent Holdings European Put Warrants Nov 2017 C	200,000,000	2017/05/25	2017/11/23	30.00
16083	UBS AG – Tencent Holdings European Put Warrants Nov 2017 D	200,000,000	2017/05/25	2017/11/30	50.00
15699 #	UBS AG – Tencent Holdings European Put Warrants Nov 2017 B	140,000,000	2017/05/25	2017/11/15	11.34
16108	BNP Paribas Issuance B.V. – Tencent Hldgs Eu Wt Oct 2018 A	100,000,000	2017/05/26	2018/10/03	25.00
16109	BNP Paribas Issuance B.V. – Tencent Hldgs Eu Wt Jan 2019 C	100,000,000	2017/05/26	2019/01/03	25.00
16126	Credit Suisse AG – BOC HK European Warrants Feb 2018 A	50,000,000	2017/05/26	2018/02/28	12.50
16123	Credit Suisse AG – R&F Ppt European Warrants Nov 2017 A	18,000,000	2017/05/26	2017/11/27	10.80
16128	Credit Suisse AG – Tencent Holdings European Wts Oct 2017 G	50,000,000	2017/05/26	2017/10/26	30.00
16129	Credit Suisse AG – Tencent Holdings European Wts Jun 2018 B	150,000,000	2017/05/26	2018/06/29	37.50
16142	Goldman Sachs SP (Asia) – HSI European Put Wts Nov 2017 C	150,000,000	2017/05/26	2017/11/29	22.50
16107	Goldman Sachs SP (Asia) – Tencent European Put Wt Nov 2017 F	150,000,000	2017/05/26	2017/11/23	22.50
16113	HK Bank – CM Bank European Warrants Mar 2018 A	80,000,000	2017/05/26	2018/03/26	14.40
16111	HK Bank – A50 China European Warrants Oct 2017 A	40,000,000	2017/05/26	2017/10/27	12.00
16115	HK Bank – IGG European Warrants Nov 2017 A	80,000,000	2017/05/26	2017/11/29	20.00
16112	HK Bank – Meitu European Warrants Nov 2017 A	80,000,000	2017/05/26	2017/11/29	20.00
16118	HK Bank – Stanchart European Warrants Nov 2017 B	30,000,000	2017/05/26	2017/11/29	13.20
16137	J P Morgan SP BV – Tencent European Warrants Sep 2017 F	100,000,000	2017/05/26	2017/09/04	53.10
16138	J P Morgan SP BV – Tencent European Warrants Nov 2017 F	100,000,000	2017/05/26	2017/11/01	38.10
16122	Macquarie Bank Ltd. – China Life European Wts Dec 2017 A	10,000,000	2017/05/26	2017/12/04	10.00
16121	Macquarie Bank Ltd. – Tencent European Warrants Dec 2017 H	40,000,000	2017/05/26	2017/12/04	10.00
16120	SG Issuer – China Cinda European Warrants Dec 2017 A	46,000,000	2017/05/26	2017/12/05	10.12
16136	UBS AG – China East Air European Warrants Jan 2018 A	15,000,000	2017/05/26	2018/01/29	10.29
16133	UBS AG – Tencent Holdings European Warrants Nov 2017 E	300,000,000	2017/05/26	2017/11/27	75.00
16151	BNP Paribas Issuance B.V. – Agile Ppt Euro Wt Feb 2018 A	30,000,000	2017/05/29	2018/02/02	14.10
16154	BNP Paribas Issuance B.V. – BOCHK European Wts Aug 2018 A	50,000,000	2017/05/29	2018/08/02	12.50
16152	BNP Paribas Issuance B.V. – Country Garden Eu Wt Feb 2018 A	30,000,000	2017/05/29	2018/02/02	21.90
16153	BNP Paribas Issuance B.V. – PICC European Wts Feb 2018 A	40,000,000	2017/05/29	2018/02/02	13.60
16150	BNP Paribas Issuance B.V. – Tencent Hldgs Eu Wt Jul 2018 B	100,000,000	2017/05/29	2018/07/04	25.00
16188	Credit Suisse AG – CNBM European Warrants Dec 2017 A	32,000,000	2017/05/29	2017/12/04	10.24
16186	Credit Suisse AG – PICC Group European Warrants Jan 2018 A	70,000,000	2017/05/29	2018/01/03	10.50
16190	Credit Suisse AG – Ping An European Put Warrants Nov 2017 A	50,000,000	2017/05/29	2017/11/30	12.50
16193	Goldman Sachs SP (Asia) – Ping An European Wts Dec 2017 A	80,000,000	2017/05/29	2017/12/28	20.00
16158	HK Bank – CAM CSI300 European Warrants Sep 2017 A	80,000,000	2017/05/29	2017/09/29	12.00

MAIN BOARD WARRANTS

Code	Derivative warrants	No. of issue			Amount raised (HK\$mil.)
		(units)	Listing date	Expiry	
16159	HK Bank – Minsheng Bank European Warrants Nov 2017 A	38,000,000	2017/05/29	2017/11/30	11.40
16161	HK Bank – Geely Auto European Warrants Nov 2017 C	180,000,000	2017/05/29	2017/11/30	50.40
16166	HK Bank – Sands China European Warrants Nov 2017 A	40,000,000	2017/05/29	2017/11/30	10.00
16165	HK Bank – Tencent European Put Warrants Nov 2017 D	100,000,000	2017/05/29	2017/11/27	15.00
16172	Haitong Int'l Sec – CNOOC European Warrants Dec 2017 A	35,000,000	2017/05/29	2017/12/08	10.85
16171	Haitong Int'l Sec – HKEX European Warrants Jan 2018 A	200,000,000	2017/05/29	2018/01/30	30.00
16144	Haitong Int'l Sec – Huadian Fuxin European Warrants Aug 18 A	50,000,000	2017/05/29	2018/08/28	15.00
16174	Haitong Int'l Sec – Tencent European Warrants Mar 2018 C	200,000,000	2017/05/29	2018/03/29	50.00
16173	Haitong Int'l Sec – Tencent European Warrants Jun 2018 B	200,000,000	2017/05/29	2018/06/29	50.00
16147	Haitong Int'l Sec – Tencent European Put Warrants Mar 2018 B	150,000,000	2017/05/29	2018/03/29	37.50
16205	J P Morgan SP BV – HSI European Warrants Feb 2018 A	300,000,000	2017/05/29	2018/02/27	75.60
16203	J P Morgan SP BV – HSI European Put Warrants Dec 2017 E	300,000,000	2017/05/29	2017/12/28	75.60
16206	J P Morgan SP BV – MTRC European Warrants Feb 2018 A	60,000,000	2017/05/29	2018/02/28	10.50
16194	J P Morgan SP BV – Ping An European Warrants Feb 2018 A	100,000,000	2017/05/29	2018/02/01	25.10
16195	J P Morgan SP BV – Ping An European Put Warrants Dec 2017 B	100,000,000	2017/05/29	2017/12/04	15.30
16202	J P Morgan SP BV – Tencent European Warrants Oct 2017 E	100,000,000	2017/05/29	2017/10/03	64.50
16201	J P Morgan SP BV – Tencent European Warrants Dec 2017 G	100,000,000	2017/05/29	2017/12/04	42.60
16198	J P Morgan SP BV – Tencent European Put Warrants Dec 2017 F	200,000,000	2017/05/29	2017/12/04	50.20
16199	J P Morgan SP BV – Tencent European Put Warrants Mar 2018 E	200,000,000	2017/05/29	2018/03/05	50.20
16170	Macquarie Bank Ltd. – CNOOC European Put Warrants Oct 2018 A	20,000,000	2017/05/29	2018/10/03	10.02
16169	Macquarie Bank Ltd. – Ping An European Warrants Dec 2017 B	10,000,000	2017/05/29	2017/12/04	10.08
16168	Macquarie Bank Ltd. – Ping An European Warrants Feb 2018 A	40,000,000	2017/05/29	2018/02/02	10.00
16148	SG Issuer – HSI European Put Warrants Dec 2017 F	150,000,000	2017/05/29	2017/12/28	37.50
16149	SG Issuer – HSI European Put Warrants Jan 2018 C	150,000,000	2017/05/29	2018/01/30	37.50
16181	SG Issuer – Meitu European Warrants Nov 2017 B	50,000,000	2017/05/29	2017/11/28	12.50
16182	SG Issuer – Tencent European Warrants Nov 2017 G	20,000,000	2017/05/29	2017/11/03	13.60
16183	SG Issuer – Tencent European Warrants Apr 2018 D	200,000,000	2017/05/29	2018/04/06	50.00
16178	UBS AG – Sinopec Corp European Warrants Oct 2017 A	70,000,000	2017/05/29	2017/10/24	10.64
16176	UBS AG – Meitu European Warrants Nov 2017 B	70,000,000	2017/05/29	2017/11/28	17.50
16175	UBS AG – MTRC European Warrants Nov 2017 A	40,000,000	2017/05/29	2017/11/28	10.08
16177	UBS AG – Ping An European Warrants Nov 2017 C	100,000,000	2017/05/29	2017/11/28	25.00
16210	BOCI Asia Ltd. – Tencent Holdings European Wts Oct 2017 G	50,000,000	2017/05/31	2017/10/26	75.00
16208	BOCI Asia Ltd. – Tencent Holdings European Wts Dec 2017 E	200,000,000	2017/05/31	2017/12/11	50.00
16211	BOCI Asia Ltd. – Tencent Holdings European Wts Mar 2018 A	50,000,000	2017/05/31	2018/03/29	60.15
16212	BOCI Asia Ltd. – Tencent Holdings European Put Wts Nov 2017 D	100,000,000	2017/05/31	2017/11/30	27.50
16217	BNP Paribas Issuance B.V. – Ping An European Wt Jul 2018 B	50,000,000	2017/05/31	2018/07/04	12.50
16250	Credit Suisse AG – China Re European Warrants Mar 2018 A	40,000,000	2017/05/31	2018/03/15	10.00
16259	Credit Suisse AG – CITIC European Warrants Dec 2017 A	28,000,000	2017/05/31	2017/12/04	10.36
16258	Credit Suisse AG – GF Sec European Warrants Apr 2018 A	50,000,000	2017/05/31	2018/04/27	11.10
16255	Credit Suisse AG – Li & Fung European Warrants Nov 2017 A	70,000,000	2017/05/31	2017/11/30	10.50
16249	Credit Suisse AG – NCI European Warrants Nov 2017 A	40,000,000	2017/05/31	2017/11/30	10.40
16253	Credit Suisse AG – PCCW European Warrants Dec 2017 A	40,000,000	2017/05/31	2017/12/04	10.00
16242	Credit Suisse AG – Ping An European Warrants Nov 2017 B	100,000,000	2017/05/31	2017/11/30	25.00
16246	Credit Suisse AG – Ping An European Warrants Jan 2018 A	100,000,000	2017/05/31	2018/01/31	25.00

MAIN BOARD WARRANTS

Code	Derivative warrants	No. of issue			Amount raised (HK\$mil.)
		(units)	Listing date	Expiry	
16247	Credit Suisse AG – Tencent Holdings European Wts Jan 2018 D	150,000,000	2017/05/31	2018/01/31	37.50
16254	Credit Suisse AG – Tencent Holdings European Wts Mar 2018 B	150,000,000	2017/05/31	2018/03/29	37.50
16260	Goldman Sachs SP (Asia) – China Mobile Euro Wts Sep 2017 B	80,000,000	2017/05/31	2017/09/26	12.00
16262	Goldman Sachs SP (Asia) – HSBC European Warrants Nov 2017 B	80,000,000	2017/05/31	2017/11/27	12.00
16261	Goldman Sachs SP (Asia) – Ping An European Wts Sep 2017 B	80,000,000	2017/05/31	2017/09/26	12.00
16235	HK Bank – BOCL European Warrants Jan 2018 A	80,000,000	2017/05/31	2018/01/24	12.00
16238	HK Bank – Geely Auto European Warrants Feb 2018 B	80,000,000	2017/05/31	2018/02/22	12.00
16234	HK Bank – ICBC European Warrants Nov 2017 A	80,000,000	2017/05/31	2017/11/20	12.00
16237	HK Bank – Ping An European Warrants Sep 2017 C	80,000,000	2017/05/31	2017/09/29	12.00
16236	HK Bank – Tencent European Warrants Oct 2017 E	20,000,000	2017/05/31	2017/10/26	12.00
16264	J P Morgan SP BV – China Life European Put Wts Feb 2018 A	100,000,000	2017/05/31	2018/02/02	25.00
16269	J P Morgan SP BV – Galaxy Ent European Warrants Sep 2017 A	100,000,000	2017/05/31	2017/09/04	22.40
16268	J P Morgan SP BV – HSBC European Put Warrants Jan 2018 A	100,000,000	2017/05/31	2018/01/02	33.10
16221	Macquarie Bank Ltd. – CM Bank European Warrants Dec 2018 A	40,000,000	2017/05/31	2018/12/04	10.00
16240	Macquarie Bank Ltd. – Ping An European Warrants Mar 2018 A	40,000,000	2017/05/31	2018/03/02	10.04
16219	Macquarie Bank Ltd. – Tencent European Warrants Jul 2019 A	40,000,000	2017/05/31	2019/07/03	10.00
16220	Macquarie Bank Ltd. – Tencent European Put Wts Jan 2018 B	33,000,000	2017/05/31	2018/01/03	10.03
16214	SG Issuer – China Life European Put Warrants Dec 2017 D	100,000,000	2017/05/31	2017/12/05	25.00
16232	SG Issuer – CMB European Warrants Dec 2017 A	10,000,000	2017/05/31	2017/12/05	10.20
16229	SG Issuer – Geely Auto European Warrants Feb 2018 B	80,000,000	2017/05/31	2018/02/05	12.00
16233	SG Issuer – PICC European Warrants Dec 2017 A	46,000,000	2017/05/31	2017/12/05	10.12
16230	SG Issuer – Ping An European Warrants Jan 2018 A	100,000,000	2017/05/31	2018/01/04	25.00
16215	SG Issuer – Ping An European Put Warrants Dec 2017 C	60,000,000	2017/05/31	2017/12/05	23.40
16231	SG Issuer – Tencent European Warrants Dec 2017 F	200,000,000	2017/05/31	2017/12/05	50.00
16228	UBS AG – MTRC European Put Warrants Dec 2017 A	40,000,000	2017/05/31	2017/12/18	10.00
16227	UBS AG – Ping An European Put Warrants Dec 2017 A	70,000,000	2017/05/31	2017/12/05	22.61
16226	UBS AG – Tencent Holdings European Warrants Sep 2017 D	30,000,000	2017/05/31	2017/09/26	22.89
16225	UBS AG – Tencent Holdings European Warrants Dec 2017 A	300,000,000	2017/05/31	2017/12/11	75.00
16283	BNP Paribas Issuance B.V. – Tencent Eu Put Wt Apr 2018 B	80,000,000	2017/06/01	2018/04/04	20.00
16286	Credit Suisse AG – China Mobile European Warrants Oct 2017 C	70,000,000	2017/06/01	2017/10/04	10.50
16285	Credit Suisse AG – MTRC European Warrants Dec 2017 A	40,000,000	2017/06/01	2017/12/29	10.00
16293	Goldman Sachs SP (Asia) – Ch Overseas European Wts Nov 2017 A	80,000,000	2017/06/01	2017/11/23	12.00
16294	Goldman Sachs SP (Asia) – China Unicom Euro Wts Oct 2017 B	40,000,000	2017/06/01	2017/10/09	23.16
16296	Goldman Sachs SP (Asia) – Ping An Euro Put Wts Nov 2017 C	80,000,000	2017/06/01	2017/11/14	12.00
16273	HK Bank – HSI European Warrants Dec 2017 D	100,000,000	2017/06/01	2017/12/28	15.00
16274	HK Bank – HSI European Warrants Jan 2018 A	100,000,000	2017/06/01	2018/01/30	15.00
16275	HK Bank – HSI European Put Warrants Nov 2017 B	100,000,000	2017/06/01	2017/11/29	15.00
16276	HK Bank – HSI European Put Warrants Nov 2017 C	100,000,000	2017/06/01	2017/11/29	15.00
16301	J P Morgan SP BV – CM Bank European Warrants Aug 2018 A	100,000,000	2017/06/01	2018/08/31	15.10
16300	J P Morgan SP BV – HSBC European Warrants Sep 2017 C	100,000,000	2017/06/01	2017/09/04	15.30
16303	J P Morgan SP BV – PCCW European Warrants Dec 2017 A	40,000,000	2017/06/01	2017/12/01	10.04
16302	J P Morgan SP BV – Techtronic European Warrants Feb 2018 A	60,000,000	2017/06/01	2018/02/02	19.02
16282	Macquarie Bank Ltd. – BOCL European Warrants Feb 2018 A	40,000,000	2017/06/01	2018/02/02	10.04
16281	Macquarie Bank Ltd. – China Overseas European Wts Apr 2018 A	40,000,000	2017/06/01	2018/04/04	10.00

MAIN BOARD WARRANTS

Code	Derivative warrants	No. of issue			Amount raised (HK\$mil.)
		(units)	Listing date	Expiry	
16279	Macquarie Bank Ltd. – Galaxy Ent European Wts Feb 2018 A	40,000,000	2017/06/01	2018/02/02	10.00
16290	Macquarie Bank Ltd. – Lenovo European Warrants Mar 2018 A	17,000,000	2017/06/01	2018/03/02	10.01
16288	Macquarie Bank Ltd. – Tencent European Warrants Jan 2019 A	38,000,000	2017/06/01	2019/01/03	10.03
16291	SG Issuer – ChiUnicom European Warrants Jan 2018 A	15,000,000	2017/06/01	2018/01/04	10.05
16271	SG Issuer – Tencent European Warrants Jan 2019 A	200,000,000	2017/06/01	2019/01/04	50.00
16299	UBS AG – Cathay Pacific European Warrants Dec 2017 A	15,000,000	2017/06/01	2017/12/18	10.83
16323	Credit Suisse AG – Country Garden European Warrants Dec 17 A	20,000,000	2017/06/02	2017/12/04	13.00
16324	Credit Suisse AG – China Mobile European Put Wts Oct 2017 D	40,000,000	2017/06/02	2017/10/04	16.00
16319	Credit Suisse AG – CSOP A50 ETF European Warrants Dec 2017 A	40,000,000	2017/06/02	2017/12/04	10.00
16320	Credit Suisse AG – A50 China European Warrants Dec 2017 A	40,000,000	2017/06/02	2017/12/04	10.00
16321	Credit Suisse AG – HS H-SHARE European Warrants Dec 2017 A	100,000,000	2017/06/02	2017/12/04	25.00
16339	Goldman Sachs SP (Asia) – CC Bank European Wts Sep 2017 B	80,000,000	2017/06/02	2017/09/26	12.24
16340	Goldman Sachs SP (Asia) – CC Bank Euro Put Wts Dec 2017 A	80,000,000	2017/06/02	2017/12/04	20.00
16337	Goldman Sachs SP (Asia) – CKH European Wts Dec 2017 A	30,000,000	2017/06/02	2017/12/04	10.05
16341	Goldman Sachs SP (Asia) – China Life Euro Wts Dec 2017 B	80,000,000	2017/06/02	2017/12/20	12.00
16336	Goldman Sachs SP (Asia) – HSI European Warrants Jan 2018 A	150,000,000	2017/06/02	2018/01/30	22.50
16335	Goldman Sachs SP (Asia) – HSI European Put Wts Nov 2017 D	150,000,000	2017/06/02	2017/11/29	22.50
16309	HK Bank – Agricultural Bank European Warrants Dec 2017 B	60,000,000	2017/06/02	2017/12/01	15.00
16314	HK Bank – CAM CSI300 European Warrants Apr 2018 A	80,000,000	2017/06/02	2018/04/27	12.00
16310	HK Bank – CKH European Warrants Dec 2017 A	40,000,000	2017/06/02	2017/12/01	12.00
16312	HK Bank – CSOP A50 ETF European Warrants Oct 2017 B	40,000,000	2017/06/02	2017/10/27	10.00
16313	HK Bank – A50 China European Warrants Dec 2017 B	40,000,000	2017/06/02	2017/12/29	10.00
16311	HK Bank – Galaxy Ent European Warrants Oct 2017 B	60,000,000	2017/06/02	2017/10/23	10.80
16325	J P Morgan SP BV – China Life European Warrants Mar 2018 A	100,000,000	2017/06/02	2018/03/29	15.00
16330	J P Morgan SP BV – HSCEI European Put Warrants Nov 2017 A	200,000,000	2017/06/02	2017/11/29	32.20
16329	J P Morgan SP BV – HSI European Put Warrants Jan 2018 C	300,000,000	2017/06/02	2018/01/30	75.60
16328	J P Morgan SP BV – HSI European Put Warrants Mar 2018 B	300,000,000	2017/06/02	2018/03/28	45.30
16326	J P Morgan SP BV – Ping An European Warrants Jan 2018 A	100,000,000	2017/06/02	2018/01/03	25.20
16327	J P Morgan SP BV – Ping An European Put Warrants Feb 2018 B	100,000,000	2017/06/02	2018/02/01	33.80
16307	Macquarie Bank Ltd. – China Tel European Warrants May 2018 B	40,000,000	2017/06/02	2018/05/03	10.00
16306	Macquarie Bank Ltd. – Greatwall Motor European Wts Mar 2018 A	14,000,000	2017/06/02	2018/03/02	10.05
16305	Macquarie Bank Ltd. – Tencent European Warrants Apr 2018 B	32,000,000	2017/06/02	2018/04/04	10.02
16304	Macquarie Bank Ltd. – Tencent European Put Wts Apr 2018 A	29,000,000	2017/06/02	2018/04/04	10.01
16315	SG Issuer – CSOP A50 ETF European Warrants Dec 2017 B	30,000,000	2017/06/02	2017/12/05	10.05
16317	SG Issuer – A50 China European Warrants Dec 2017 A	35,000,000	2017/06/02	2017/12/05	10.33
16318	SG Issuer – Galaxy Ent European Put Warrants Dec 2017 B	60,000,000	2017/06/02	2017/12/05	15.00
16334	SG Issuer – Ping An European Warrants Dec 2017 D	100,000,000	2017/06/02	2017/12/05	25.00
16308	SG Issuer – Tencent European Warrants Feb 2018 B	200,000,000	2017/06/02	2018/02/05	39.00
16342	UBS AG – CC Bank European Warrants Nov 2017 B	50,000,000	2017/06/02	2017/11/23	10.75
16344	UBS AG – Ch Railway Cons European Warrants Dec 2018 A	70,000,000	2017/06/02	2018/12/20	12.04
16345	UBS AG – CSOP A50 ETF European Warrants Sep 2017 A	50,000,000	2017/06/02	2017/09/01	10.80
16343	UBS AG – HSI European Put Warrants Nov 2017 C	200,000,000	2017/06/02	2017/11/29	32.80
16348	UBS AG – Ping An European Warrants Dec 2017 B	100,000,000	2017/06/02	2017/12/04	25.00
16349	BOCI Asia Ltd. – CM Bank European Warrants Dec 2017 A	20,000,000	2017/06/05	2017/12/05	19.48

MAIN BOARD WARRANTS

Code	Derivative warrants	No. of issue			Amount raised (HK\$mil.)
		(units)	Listing date	Expiry	
16351	BOCI Asia Ltd. - Galaxy Ent European Warrants Dec 2017 A	100,000,000	2017/06/05	2017/12/11	26.60
16350	BOCI Asia Ltd. - Lenovo European Warrants Dec 2017 A	100,000,000	2017/06/05	2017/12/11	25.00
16353	BOCI Asia Ltd. - Ping An European Warrants Dec 2017 A	200,000,000	2017/06/05	2017/12/18	50.00
16354	BOCI Asia Ltd. - Ping An European Put Warrants Dec 2017 B	100,000,000	2017/06/05	2017/12/11	25.10
16373	BNP Paribas Issuance B.V. - BYD European Wts Apr 2018 A	40,000,000	2017/06/05	2018/04/04	24.40
16370	BNP Paribas Issuance B.V. - CM Bank Euro Warrants Oct 18 B	80,000,000	2017/06/05	2018/10/03	21.60
16371	BNP Paribas Issuance B.V. - Sinopec Corp Eu Wts Mar 2018 A	40,000,000	2017/06/05	2018/03/02	13.20
16375	BNP Paribas Issuance B.V. - Evergrande Euro Wts Jan 2018 B	100,000,000	2017/06/05	2018/01/03	25.00
16361	BNP Paribas Issuance B.V. - HSI European Wts Dec 2017 C	100,000,000	2017/06/05	2017/12/28	25.00
16359	BNP Paribas Issuance B.V. - HSI European Wts Jan 2018 B	100,000,000	2017/06/05	2018/01/30	23.00
16363	BNP Paribas Issuance B.V. - HSI European Wts Mar 2018 E	100,000,000	2017/06/05	2018/03/28	26.00
16374	BNP Paribas Issuance B.V. - Kingsoft Euro Wts May 2018 A	50,000,000	2017/06/05	2018/05/03	12.50
16395	Credit Suisse AG - CC Bank European Put Warrants Dec 2017 A	40,000,000	2017/06/05	2017/12/04	10.00
16396	Credit Suisse AG - CRCC European Warrants Dec 2018 A	50,000,000	2017/06/05	2018/12/20	10.00
16369	Goldman Sachs SP (Asia) - CAM CSI300 European Wts Jan 2018 A	80,000,000	2017/06/05	2018/01/30	20.00
16397	Goldman Sachs SP (Asia) - CSOP A50 ETF Euro Wts Oct 2017 C	60,000,000	2017/06/05	2017/10/27	11.70
16398	Goldman Sachs SP (Asia) - A50 China European Wts Dec 2017 C	60,000,000	2017/06/05	2017/12/05	15.00
16365	HK Bank - CC Bank European Warrants Sep 2017 A	80,000,000	2017/06/05	2017/09/29	16.80
16367	HK Bank - CC Bank European Warrants Dec 2017 A	60,000,000	2017/06/05	2017/12/04	15.00
16368	HK Bank - CRRC European Warrants Dec 2017 A	40,000,000	2017/06/05	2017/12/04	12.00
16357	HK Bank - Lenovo European Warrants Dec 2017 C	40,000,000	2017/06/05	2017/12/04	10.00
16387	Macquarie Bank Ltd. - CITIC Bank European Wts Jan 2018 A	40,000,000	2017/06/05	2018/01/03	10.00
16388	Macquarie Bank Ltd. - CKH European Put Warrants Apr 2018 A	19,000,000	2017/06/05	2018/04/04	10.05
16389	Macquarie Bank Ltd. - CM Bank European Put Warrants Apr 18 C	32,000,000	2017/06/05	2018/04/04	10.02
16385	Macquarie Bank Ltd. - Zijin Mining European Wts Jun 2018 A	40,000,000	2017/06/05	2018/06/04	10.00
16390	SG Issuer - Minsheng Bank European Warrants Dec 2017 B	21,000,000	2017/06/05	2017/12/05	10.19
16393	SG Issuer - China Overseas European Put Warrants Jan 2018 B	55,000,000	2017/06/05	2018/01/04	10.18
16356	SG Issuer - ICBC European Warrants Dec 2017 D	80,000,000	2017/06/05	2017/12/05	12.00
16384	UBS AG - CAM CSI300 European Warrants Apr 2018 A	70,000,000	2017/06/05	2018/04/13	17.50
16381	UBS AG - BOCL European Warrants Jan 2018 A	70,000,000	2017/06/05	2018/01/24	11.90
16383	UBS AG - BankComm European Warrants Nov 2017 A	50,000,000	2017/06/05	2017/11/27	10.45
16380	UBS AG - CSDC European Warrants Aug 2018 A	30,000,000	2017/06/05	2018/08/20	10.17
16376	UBS AG - A50 China European Warrants Dec 2017 B	70,000,000	2017/06/05	2017/12/04	17.71
16382	UBS AG - ICBC European Warrants Oct 2017 C	70,000,000	2017/06/05	2017/10/24	11.48
16414	BNP Paribas Issuance B.V. - SUNAC European Warrants Jul18A	80,000,000	2017/06/06	2018/07/04	20.00
16421	Credit Suisse AG - Lenovo European Warrants Dec 2017 A	50,000,000	2017/06/06	2017/12/29	19.50
16420	Credit Suisse AG - Link REIT European Warrants Dec 2017 A	40,000,000	2017/06/06	2017/12/15	10.00
16416	Goldman Sachs SP (Asia) - Tencent European Wt Nov 2017 G	150,000,000	2017/06/06	2017/11/23	26.10
16415	Goldman Sachs SP (Asia) - Tencent European Wt Dec 2017 B	150,000,000	2017/06/06	2017/12/27	25.50
16406	HK Bank - Tencent European Warrants Nov 2017 E	150,000,000	2017/06/06	2017/11/20	25.50
16402	HK Bank - Tencent European Warrants Dec 2017 D	150,000,000	2017/06/06	2017/12/27	25.50
16404	HK Bank - Tencent European Warrants Mar 2018 A	150,000,000	2017/06/06	2018/03/27	22.50
16407	HK Bank - Tencent European Put Warrants Nov 2017 F	150,000,000	2017/06/06	2017/11/23	22.50
16411	HK Bank - Tencent European Put Warrants Nov 2017 G	150,000,000	2017/06/06	2017/11/27	28.50

MAIN BOARD WARRANTS

Code	Derivative warrants	No. of issue			Amount raised (HK\$mil.)
		(units)	Listing date	Expiry	
16418	J P Morgan SP BV – CSOP A50 ETF European Warrants Dec 2017 A	60,000,000	2017/06/06	2017/12/29	15.36
16419	J P Morgan SP BV – A50 China European Warrants Dec 2017 C	60,000,000	2017/06/06	2017/12/29	15.06
16413	Macquarie Bank Ltd. – Ch Molybdenum European Wts Aug 2018 A	27,000,000	2017/06/06	2018/08/15	10.18
16400	SG Issuer – Country Garden European Warrants Dec 2018 A	70,000,000	2017/06/06	2018/12/05	17.50
16399	SG Issuer – CMB European Warrants Feb 2018 A	80,000,000	2017/06/06	2018/02/05	20.00
16439	Credit Suisse AG – Galaxy Ent European Warrants Nov 2017 A	60,000,000	2017/06/07	2017/11/02	10.20
16450	Goldman Sachs SP (Asia) – Tencent European Wt Sep 2017 J	30,000,000	2017/06/07	2017/09/26	25.98
16427	HK Bank – BOCL European Warrants Dec 2017 A	50,000,000	2017/06/07	2017/12/29	12.50
16429	HK Bank – China Overseas European Warrants Feb 2018 A	80,000,000	2017/06/07	2018/02/28	12.00
16428	HK Bank – Tencent European Warrants Dec 2017 E	150,000,000	2017/06/07	2017/12/04	22.50
16431	HK Bank – Tencent European Warrants Jan 2018 A	150,000,000	2017/06/07	2018/01/24	22.50
16455	J P Morgan SP BV – Geely Auto European Warrants Jun 2018 B	100,000,000	2017/06/07	2018/06/29	15.80
16454	J P Morgan SP BV – SUNAC European Warrants Aug 2018 A	60,000,000	2017/06/07	2018/08/31	15.06
16453	J P Morgan SP BV – Tencent European Warrants Nov 2017 G	200,000,000	2017/06/07	2017/11/20	30.20
16451	J P Morgan SP BV – Tencent European Warrants Dec 2017 H	200,000,000	2017/06/07	2017/12/01	30.00
16434	Macquarie Bank Ltd. – BOCHK European Warrants Oct 2018 A	40,000,000	2017/06/07	2018/10/03	10.00
16432	Macquarie Bank Ltd. – CKH European Warrants Feb 2018 A	20,000,000	2017/06/07	2018/02/02	10.00
16433	Macquarie Bank Ltd. – China Life European Put Warrants Apr18B	32,000,000	2017/06/07	2018/04/04	10.02
16424	Macquarie Bank Ltd. – CSOP A50 ETF European Wts Jan 2018 A	20,000,000	2017/06/07	2018/01/03	10.10
16423	Macquarie Bank Ltd. – China Unicom European Wts Jan 2018 A	10,000,000	2017/06/07	2018/01/03	10.12
16435	SG Issuer – BYD European Warrants Jan 2018 A	30,000,000	2017/06/07	2018/01/04	10.05
16436	SG Issuer – Geely Auto European Warrants Mar 2018 A	80,000,000	2017/06/07	2018/03/05	14.00
16438	SG Issuer – Tencent European Warrants Dec 2017 G	200,000,000	2017/06/07	2017/12/04	33.00
16440	UBS AG – Country Garden European Warrants Dec 2017 B	20,000,000	2017/06/07	2017/12/06	18.38
16448	UBS AG – CSOP A50 ETF European Warrants Dec 2017 A	70,000,000	2017/06/07	2017/12/06	17.78
16449	UBS AG – A50 China European Warrants Dec 2017 C	70,000,000	2017/06/07	2017/12/06	35.00
16441	UBS AG – Galaxy Ent European Warrants Oct 2017 C	70,000,000	2017/06/07	2017/10/27	10.92
16444	UBS AG – HSI European Put Warrants Dec 2017 D	200,000,000	2017/06/07	2017/12/28	50.40
16443	UBS AG – China Vanke European Warrants Dec 2017 A	70,000,000	2017/06/07	2017/12/20	10.50
16458	BNP Paribas Issuance B.V. – CSOP A50 ETF Eu Wts Feb 2018 A	40,000,000	2017/06/08	2018/02/02	10.40
16460	BNP Paribas Issuance B.V. – A50 China Euro Wts Feb 2018 A	35,000,000	2017/06/08	2018/02/02	10.15
16459	BNP Paribas Issuance B.V. – HS H-SHARE Euro Wts Jul 2018 A	40,000,000	2017/06/08	2018/07/04	12.40
16462	Credit Suisse AG – SHK Ppt European Warrants Dec 2017 A	40,000,000	2017/06/08	2017/12/29	10.80
16476	Goldman Sachs SP (Asia) – CC Bank European Wts Nov 2017 A	80,000,000	2017/06/08	2017/11/23	12.00
16457	Goldman Sachs SP (Asia) – Ping An European Wts Nov 2017 D	80,000,000	2017/06/08	2017/11/21	12.24
16477	Goldman Sachs SP (Asia) – Tencent European Wt Dec 2017 C	150,000,000	2017/06/08	2017/12/04	22.50
16474	J P Morgan SP BV – Galaxy Ent European Warrants Dec 2017 C	100,000,000	2017/06/08	2017/12/01	16.40
16475	J P Morgan SP BV – Ping An European Warrants Nov 2017 C	100,000,000	2017/06/08	2017/11/30	15.60
16464	Macquarie Bank Ltd. – Foxconn European Warrants Mar 2018 A	29,000,000	2017/06/08	2018/03/02	10.01
16466	Macquarie Bank Ltd. – Ping An European Warrants Feb 2018 B	40,000,000	2017/06/08	2018/02/02	10.00
16465	Macquarie Bank Ltd. – Ping An European Warrants Apr 2018 B	40,000,000	2017/06/08	2018/04/04	10.00
16463	Macquarie Bank Ltd. – Tencent European Warrants Jan 2018 C	14,000,000	2017/06/08	2018/01/03	10.02
16467	Macquarie Bank Ltd. – Tencent European Warrants Jan 2018 D	9,000,000	2017/06/08	2018/01/03	10.01
16461	SG Issuer – Fosun Intl European Warrants Mar 2018 A	80,000,000	2017/06/08	2018/03/05	12.00

MAIN BOARD WARRANTS

Code	Derivative warrants	No. of issue			Amount raised (HK\$mil.)
		(units)	Listing date	Expiry	
16469	UBS AG – CC Bank European Put Warrants Oct 2017 B	70,000,000	2017/06/08	2017/10/27	21.56
16471	UBS AG – China Life European Put Warrants Nov 2017 C	70,000,000	2017/06/08	2017/11/28	13.86
16470	UBS AG – Galaxy Ent European Put Warrants Oct 2017 D	70,000,000	2017/06/08	2017/10/26	13.37
16472	UBS AG – HKEX European Put Warrants Dec 2017 D	20,000,000	2017/06/08	2017/12/07	10.02
16473	UBS AG – HSCEI European Put Warrants Nov 2017 A	100,000,000	2017/06/08	2017/11/29	20.90
16468	UBS AG – ICBC European Put Warrants Nov 2017 C	70,000,000	2017/06/08	2017/11/28	13.44
16492	Credit Suisse AG – Chinares Pharma European Warrants Aug 18A	40,000,000	2017/06/09	2018/08/31	10.00
16495	Credit Suisse AG – China South Air European Warrants Dec 18A	65,000,000	2017/06/09	2018/12/14	10.40
16497	Credit Suisse AG – HKEX European Warrants Oct 2017 D	50,000,000	2017/06/09	2017/10/04	12.50
16505	Goldman Sachs SP (Asia) – China Life Euro Wts Nov 2017 B	80,000,000	2017/06/09	2017/11/23	12.00
16504	Goldman Sachs SP (Asia) – China Life Euro Wts Dec 2017 C	80,000,000	2017/06/09	2017/12/11	12.00
16489	HK Bank – Geely Auto European Warrants Mar 2018 B	180,000,000	2017/06/09	2018/03/29	45.00
16484	HK Bank – Geely Auto European Put Warrants Mar 2018 A	150,000,000	2017/06/09	2018/03/29	37.50
16481	HK Bank – Galaxy Ent European Put Warrants Dec 2017 A	40,000,000	2017/06/09	2017/12/29	12.00
16503	HK Bank – HKEX European Warrants Jan 2018 A	180,000,000	2017/06/09	2018/01/31	28.80
16480	HK Bank – PetroChina European Warrants Dec 2017 A	40,000,000	2017/06/09	2017/12/29	10.00
16491	J P Morgan SP BV – HKEX European Warrants Nov 2017 A	100,000,000	2017/06/09	2017/11/01	46.60
16483	Macquarie Bank Ltd. – Geely Auto European Wts May 2018 A	40,000,000	2017/06/09	2018/05/03	10.00
16478	SG Issuer – AGBK European Warrants Dec 2017 B	70,000,000	2017/06/09	2017/12/05	10.50
16479	SG Issuer – CCB European Warrants Nov 2017 B	70,000,000	2017/06/09	2017/11/03	10.50
16485	UBS AG – Geely Auto European Warrants Feb 2018 A	70,000,000	2017/06/09	2018/02/21	17.78
16486	UBS AG – HKEX European Warrants Dec 2017 E	50,000,000	2017/06/09	2017/12/08	14.60
16487	UBS AG – HSBC European Warrants Sep 2017 B	100,000,000	2017/06/09	2017/09/29	15.20
16519	BOCI Asia Ltd. – China Mobile European Warrants Dec 2017 A	200,000,000	2017/06/12	2017/12/13	57.20
16520	BOCI Asia Ltd. – China Mobile European Put Wts Nov 2017 A	100,000,000	2017/06/12	2017/11/13	24.30
16516	BOCI Asia Ltd. – Geely Auto European Warrants Feb 2018 C	200,000,000	2017/06/12	2018/02/27	50.00
16517	BOCI Asia Ltd. – Geely Auto European Put Warrants Mar 2018 A	100,000,000	2017/06/12	2018/03/05	25.00
16514	BOCI Asia Ltd. – HKEX European Warrants May 2018 A	200,000,000	2017/06/12	2018/05/29	30.00
16513	BOCI Asia Ltd. – ICBC European Warrants Feb 2018 A	100,000,000	2017/06/12	2018/02/23	23.60
16529	BNP Paribas Issuance B.V. – China Overseas Eu Wt Mar 2018 A	30,000,000	2017/06/12	2018/03/02	21.30
16544	BNP Paribas Issuance B.V. – Ch Shenhua Euro Wts Apr 2018 A	50,000,000	2017/06/12	2018/04/04	12.50
16528	BNP Paribas Issuance B.V. – Ch Unicom Euro Wt Feb 2018 A	40,000,000	2017/06/12	2018/02/02	20.00
16526	BNP Paribas Issuance B.V. – Geely Auto Euro Wts Jun 2018 B	70,000,000	2017/06/12	2018/06/04	17.50
16527	BNP Paribas Issuance B.V. – Geely Auto Euro Wts Jul 2018 B	70,000,000	2017/06/12	2018/07/04	17.50
16524	BNP Paribas Issuance B.V. – HKEX European Wts Jan 2018 C	40,000,000	2017/06/12	2018/01/03	14.80
16552	Credit Suisse AG – CC Bank European Warrants Oct 2017 A	70,000,000	2017/06/12	2017/10/24	10.50
16551	Credit Suisse AG – Geely Auto European Warrants Apr 2018 A	100,000,000	2017/06/12	2018/04/30	25.00
16521	Goldman Sachs SP (Asia) – CC Bank European Wts Nov 2017 B	80,000,000	2017/06/12	2017/11/27	12.00
16522	Goldman Sachs SP (Asia) – HKEX European Warrants May 2018 A	150,000,000	2017/06/12	2018/05/29	22.50
16553	Goldman Sachs Sp (Asia) – ICBC European Warrants Oct 2017 C	80,000,000	2017/06/12	2017/10/27	12.00
16509	Haitong Int'l Sec – China Life European Warrants Mar 2018 A	100,000,000	2017/06/12	2018/03/28	15.30
16510	Haitong Int'l Sec – China Life European Warrants Mar 2018 B	100,000,000	2017/06/12	2018/03/29	25.00
16511	Haitong Int'l Sec – China Life European Put Warrants Jan18A	100,000,000	2017/06/12	2018/01/26	24.00
16507	Haitong Int'l Sec – HKEX European Warrants Sep 2017 B	50,000,000	2017/06/12	2017/09/29	10.90

MAIN BOARD WARRANTS

Code	Derivative warrants	No. of issue			Amount raised (HK\$mil.)
		(units)	Listing date	Expiry	
16506	Haitong Int'l Sec - Sh Petrochem European Warrants May 2018A	30,000,000	2017/06/12	2018/05/30	18.90
16560	J P Morgan SP BV - CC Bank European Wts Dec 2017 B	100,000,000	2017/06/12	2017/12/01	20.50
16554	J P Morgan SP BV - China Shenhua European Wts Apr 2018 A	100,000,000	2017/06/12	2018/04/03	25.20
16558	J P Morgan SP BV - SMIC European Wts Apr 2018 A	100,000,000	2017/06/12	2018/04/16	15.10
16534	Macquarie Bank Ltd. - Country Garden European Wts Jun 2018 A	10,000,000	2017/06/12	2018/06/04	10.02
16542	Macquarie Bank Ltd. - CLP European Warrants Aug 2018 A	30,000,000	2017/06/12	2018/08/02	10.08
16530	Macquarie Bank Ltd. - CNBM European Warrants Jan 2018 A	18,000,000	2017/06/12	2018/01/03	10.01
16538	Macquarie Bank Ltd. - CPIC European Warrants Dec 2018 A	40,000,000	2017/06/12	2018/12/04	10.00
16537	Macquarie Bank Ltd. - CRCC European Warrants Jun 2018 A	14,000,000	2017/06/12	2018/06/04	10.07
16532	Macquarie Bank Ltd. - HKEX European Put Warrants Apr 2018 A	40,000,000	2017/06/12	2018/04/04	10.00
16539	Macquarie Bank Ltd. - HSBC European Warrants Jan 2018 A	30,000,000	2017/06/12	2018/01/03	11.73
16541	Macquarie Bank Ltd. - HSBC European Warrants Jan 2018 B	40,000,000	2017/06/12	2018/01/03	10.04
16543	Macquarie Bank Ltd. - Longfor PPT European Wts Aug 2018 A	40,000,000	2017/06/12	2018/08/02	10.00
16546	SG Issuer - Shenhua European Warrants Jan 2018 A	60,000,000	2017/06/12	2018/01/04	10.80
16550	SG Issuer - GAC European Warrants Dec 2017 A	70,000,000	2017/06/12	2017/12/22	10.50
16545	SG Issuer - HS H-SHARE European Warrants Feb 2018 A	25,000,000	2017/06/12	2018/02/05	10.13
16523	UBS AG - Agricultural Bank European Warrants Nov 2017 A	70,000,000	2017/06/12	2017/11/27	10.50
16561	UBS AG - Nine Dragons European Warrants May 2018 A	50,000,000	2017/06/12	2018/05/10	10.75
10465	BNP Paribas Issuance B.V. - USD/YEN Euro Wts Mar 2018 A	50,000,000	2017/06/13	2018/03/22	13.50
10466	BNP Paribas Issuance B.V. - USD/YEN Eur Put Wts Mar 2018 B	50,000,000	2017/06/13	2018/03/22	14.00
16578	Credit Suisse AG - HKEX European Warrants May 2018 A	150,000,000	2017/06/13	2018/05/30	22.50
16577	Credit Suisse AG - HSBC European Wts Oct 2017 B	100,000,000	2017/06/13	2017/10/26	15.00
16576	Credit Suisse AG - HSBC European Wts Nov 2017 C	100,000,000	2017/06/13	2017/11/27	15.00
16590	Goldman Sachs SP (Asia) - CNOOC European Warrants Nov 2017 A	80,000,000	2017/06/13	2017/11/13	13.36
16588	Goldman Sachs SP (Asia) - HSBC European Put Wts Nov 2017 C	80,000,000	2017/06/13	2017/11/28	12.48
16591	Goldman Sachs SP (Asia) - PetroChina European Wts Dec 2017 A	80,000,000	2017/06/13	2017/12/28	20.00
16566	HK Bank - ICBC European Warrants Oct 2017 A	80,000,000	2017/06/13	2017/10/30	12.00
16565	HK Bank - ICBC European Warrants Nov 2017 B	80,000,000	2017/06/13	2017/11/27	12.00
16563	HK Bank - SMIC European Warrants Apr 2018 A	80,000,000	2017/06/13	2018/04/16	12.00
16597	Haitong Int'l Sec - BYD European Warrants Mar 2018 A	100,000,000	2017/06/13	2018/03/29	48.50
16592	Haitong Int'l Sec - CNOOC European Warrants Dec 2017 B	50,000,000	2017/06/13	2017/12/29	18.75
16593	Haitong Int'l Sec - HKEX European Warrants Mar 2019 B	200,000,000	2017/06/13	2019/03/29	52.00
16599	Haitong Int'l Sec - Ping An European Warrants Nov 2017 B	150,000,000	2017/06/13	2017/11/21	32.25
16598	Haitong Int'l Sec - Ping An European Warrants Mar 2018 A	150,000,000	2017/06/13	2018/03/29	52.50
16609	J P Morgan SP BV - Country Garden European Warrants Dec 18 A	60,000,000	2017/06/13	2018/12/31	15.00
16601	J P Morgan SP BV - HSBC European Warrants Jan 2018 B	100,000,000	2017/06/13	2018/01/03	25.30
16620	J P Morgan SP BV - HSI European Warrants Mar 2018 C	300,000,000	2017/06/13	2018/03/28	75.30
16610	J P Morgan SP BV - HSI European Put Warrants Jan 2018 D	300,000,000	2017/06/13	2018/01/30	45.60
16614	J P Morgan SP BV - HSI European Put Warrants Feb 2018 B	300,000,000	2017/06/13	2018/02/27	45.00
16605	J P Morgan SP BV - New World Dev European Wts Mar 2018 A	40,000,000	2017/06/13	2018/03/01	12.44
16604	J P Morgan SP BV - SHK Ppt European Warrants Feb 2018 A	60,000,000	2017/06/13	2018/02/01	27.00
16603	J P Morgan SP BV - Wharf European Warrants Mar 2018 A	60,000,000	2017/06/13	2018/03/01	15.30
16567	Macquarie Bank Ltd. - China Life European Wts Jan 2018 B	13,000,000	2017/06/13	2018/01/03	10.01
16573	Macquarie Bank Ltd. - Sinopec Corp European Wts Jan 2018 A	40,000,000	2017/06/13	2018/01/03	10.04

MAIN BOARD WARRANTS

Code	Derivative warrants	No. of issue			Amount raised (HK\$mil.)
		(units)	Listing date	Expiry	
16568	Macquarie Bank Ltd. – ICBC European Warrants Feb 2018 A	34,000,000	2017/06/13	2018/02/02	10.44
16562	SG Issuer – Geely Auto European Warrants Apr 2018 A	70,000,000	2017/06/13	2018/04/06	17.50
16600	SG Issuer – HSI European Warrants Feb 2018 D	150,000,000	2017/06/13	2018/02/27	22.50
16579	UBS AG – AIA European Put Warrants Oct 2017 B	70,000,000	2017/06/13	2017/10/31	10.50
16580	UBS AG – HSI European Warrants Oct 2017 A	200,000,000	2017/06/13	2017/10/30	30.40
16581	UBS AG – HSI European Warrants Feb 2018 A	200,000,000	2017/06/13	2018/02/27	30.20
16586	UBS AG – New World European Warrants Dec 2017 A	30,000,000	2017/06/13	2017/12/12	10.14
16582	UBS AG – SHK Ppt European Warrants Dec 2017 A	30,000,000	2017/06/13	2017/12/12	11.91
16625	BNP Paribas Issuance B.V. – CKH European Wts Apr 2018 B	40,000,000	2017/06/14	2018/04/04	13.60
16628	BNP Paribas Issuance B.V. – CKP European Wts Apr 2018 A	40,000,000	2017/06/14	2018/04/04	10.00
16626	BNP Paribas Issuance B.V. – Evergrande Euro Wts Apr 2018 A	50,000,000	2017/06/14	2018/04/04	21.50
16642	Credit Suisse AG – China Life European Put Wts Nov 2017 B	50,000,000	2017/06/14	2017/11/28	10.50
16636	Credit Suisse AG – Hang Lung Ppt European Warrants Jun 2018A	50,000,000	2017/06/14	2018/06/29	12.50
16638	Credit Suisse AG – New World Dev European Wts Dec 2017 A	30,000,000	2017/06/14	2017/12/29	12.00
16639	Credit Suisse AG – SwireProperties European Warrants Feb18A	50,000,000	2017/06/14	2018/02/28	12.50
16637	Credit Suisse AG – Wharf European Warrants Dec 2017 A	25,000,000	2017/06/14	2017/12/13	10.00
16649	Goldman Sachs SP (Asia) – HSI European Put Wts Dec 2017 E	150,000,000	2017/06/14	2017/12/28	37.50
16630	Haitong Int'l Sec – SkyworthDigital European Wts Mar18A	25,000,000	2017/06/14	2018/03/29	21.00
16645	J P Morgan SP BV – China Cinda European Warrants Feb 2018 A	60,000,000	2017/06/14	2018/02/01	15.12
16644	J P Morgan SP BV – MCC European Warrants Feb 2018 A	40,000,000	2017/06/14	2018/02/02	10.64
16643	J P Morgan SP BV – China Vanke European Warrants Jan 2018 A	70,000,000	2017/06/14	2018/01/02	10.50
16629	Macquarie Bank Ltd. – CNBM European Put Warrants Jan 2018 B	14,000,000	2017/06/14	2018/01/03	10.01
16634	Macquarie Bank Ltd. – Link REIT European Warrants Aug 2018 A	23,000,000	2017/06/14	2018/08/02	10.53
16632	Macquarie Bank Ltd. – Sands China European Wts Jan 2018 A	7,000,000	2017/06/14	2018/01/03	10.09
16633	Macquarie Bank Ltd. – Sands China European Put Wts Feb 2018 A	40,000,000	2017/06/14	2018/02/05	10.20
16631	SG Issuer – HSBC European Warrants Jan 2018 A	100,000,000	2017/06/14	2018/01/04	25.00
16621	SG Issuer – HSI European Put Warrants Dec 2017 G	150,000,000	2017/06/14	2017/12/28	37.50
16623	SG Issuer – HSI European Put Warrants Feb 2018 E	150,000,000	2017/06/14	2018/02/27	37.50
16646	UBS AG – China Life European Warrants Dec 2017 B	100,000,000	2017/06/14	2017/12/11	15.20
16648	UBS AG – China Vanke European Warrants Mar 2018 A	40,000,000	2017/06/14	2018/03/26	10.00
16655	BOCI Asia Ltd. – CC Bank European Warrants Oct 2017 B	100,000,000	2017/06/15	2017/10/12	23.40
16657	BOCI Asia Ltd. – CC Bank European Put Warrants Oct 2017 C	100,000,000	2017/06/15	2017/10/27	21.90
16651	BOCI Asia Ltd. – China Mobile European Warrants Oct 2017 B	200,000,000	2017/06/15	2017/10/26	49.60
16660	BOCI Asia Ltd. – Ch Overseas European Warrants Feb 2018 A	100,000,000	2017/06/15	2018/02/22	15.00
16652	BOCI Asia Ltd. – CSOP A50 ETF European Warrants Dec 2017 B	100,000,000	2017/06/15	2017/12/29	25.60
16654	BOCI Asia Ltd. – A50 China European Warrants Dec 2017 C	100,000,000	2017/06/15	2017/12/29	26.40
16650	BOCI Asia Ltd. – HSBC European Warrants Nov 2017 C	200,000,000	2017/06/15	2017/11/15	38.20
16659	BOCI Asia Ltd. – Sunny Optical European Warrants Nov 2017 A	50,000,000	2017/06/15	2017/11/01	16.55
16674	BNP Paribas Issuance B.V. – CNOOC European Wts Feb 2018 A	40,000,000	2017/06/15	2018/02/02	16.40
16675	BNP Paribas Issuance B.V. – PetroCh Euro Wts Mar 2018 B	40,000,000	2017/06/15	2018/03/02	10.00
16690	Credit Suisse AG – CKP European Warrants Dec 2017 A	40,000,000	2017/06/15	2017/12/29	10.00
16692	Credit Suisse AG – GCL-Poly Energy European Wts Dec 2018 A	50,000,000	2017/06/15	2018/12/04	10.00
16684	Credit Suisse AG – Tencent Holdings European Wts Dec 2017 D	150,000,000	2017/06/15	2017/12/27	22.50
16689	Credit Suisse AG – Zijin Mining European Warrants Dec 2017 A	50,000,000	2017/06/15	2017/12/14	12.50

MAIN BOARD WARRANTS

Code	Derivative warrants	No. of issue			Amount raised (HK\$mil.)
		(units)	Listing date	Expiry	
16685	Credit Suisse AG – ZTE European Warrants Feb 2018 A	50,000,000	2017/06/15	2018/02/28	12.50
16697	Goldman Sachs SP (Asia) – HSBC European Warrants Sep 2017 E	80,000,000	2017/06/15	2017/09/28	13.92
16694	Goldman Sachs SP (Asia) – Ping An European Wts Nov 2017 E	80,000,000	2017/06/15	2017/11/23	12.88
16695	Goldman Sachs SP (Asia) – Ping An Euro Put Wts Nov 2017 F	80,000,000	2017/06/15	2017/11/28	13.44
16666	HK Bank – Galaxy Ent European Warrants Oct 2017 C	60,000,000	2017/06/15	2017/10/27	12.00
16673	HK Bank – HSI European Put Warrants Dec 2017 E	150,000,000	2017/06/15	2017/12/28	27.00
16668	HK Bank – Ping An European Warrants Nov 2017 D	50,000,000	2017/06/15	2017/11/23	10.00
16671	HK Bank – SHK Ppt European Warrants Dec 2017 A	40,000,000	2017/06/15	2017/12/29	10.00
16714	J P Morgan SP BV – CC Bank European Wts Sep 2017 B	100,000,000	2017/06/15	2017/09/29	16.50
16711	J P Morgan SP BV – Geely Auto European Put Warrants Mar 18 B	60,000,000	2017/06/15	2018/03/01	15.12
16709	J P Morgan SP BV – Galaxy Ent European Put Wts Dec 2017 D	100,000,000	2017/06/15	2017/12/14	25.10
16712	J P Morgan SP BV – Ping An European Warrants Dec 2017 C	100,000,000	2017/06/15	2017/12/29	25.10
16683	Macquarie Bank Ltd. – CITIC Sec European Warrants Mar 2018 A	10,000,000	2017/06/15	2018/03/02	10.20
16680	Macquarie Bank Ltd. – Geely Auto European Wts May 2018 B	40,000,000	2017/06/15	2018/05/03	10.00
16682	Macquarie Bank Ltd. – HKEX European Warrants Jan 2018 A	19,000,000	2017/06/15	2018/01/03	10.01
16678	SG Issuer – Galaxy Ent European Warrants Jan 2018 B	60,000,000	2017/06/15	2018/01/04	15.00
16663	SG Issuer – Galaxy Ent European Put Warrants Jan 2018 A	60,000,000	2017/06/15	2018/01/04	19.20
16664	SG Issuer – Sands China European Put Warrants Jan 2018 A	60,000,000	2017/06/15	2018/01/04	16.50
16705	UBS AG – China National Building European Wts Nov 2017 A	40,000,000	2017/06/15	2017/11/27	13.08
16704	UBS AG – Geely Auto European Put Warrants Dec 2017 A	20,000,000	2017/06/15	2017/12/14	24.92
16699	UBS AG – Galaxy Ent European Warrants Dec 2017 A	70,000,000	2017/06/15	2017/12/14	17.50
16700	UBS AG – Galaxy Ent European Put Warrants Dec 2017 B	70,000,000	2017/06/15	2017/12/14	23.73
16707	UBS AG – Ping An European Warrants Dec 2017 C	100,000,000	2017/06/15	2017/12/14	25.00
16701	UBS AG – Sands China European Warrants Nov 2017 A	70,000,000	2017/06/15	2017/11/27	12.25
16703	UBS AG – Sands China European Put Warrants Sep 2017 D	70,000,000	2017/06/15	2017/09/22	10.99
16715	BOCI Asia Ltd. – Galaxy Ent European Warrants Nov 2017 C	100,000,000	2017/06/16	2017/11/27	22.80
16716	BOCI Asia Ltd. – Ping An European Warrants Nov 2017 C	200,000,000	2017/06/16	2017/11/27	30.60
16720	BNP Paribas Issuance B.V. – HSI Euro Put Wts Dec 2017 D	80,000,000	2017/06/16	2017/12/28	20.00
16725	Credit Suisse AG – Ping An European Warrants Dec 2017 B	100,000,000	2017/06/16	2017/12/29	25.00
16721	Credit Suisse AG – Ping An European Put Warrants Dec 2017 A	60,000,000	2017/06/16	2017/12/04	15.00
16723	Credit Suisse AG – Tencent Holdings European Wts Dec 2017 E	50,000,000	2017/06/16	2017/12/04	23.50
16724	Credit Suisse AG – Tencent Holdings Euro Put Wts Nov 2017 F	150,000,000	2017/06/16	2017/11/27	24.00
16738	Goldman Sachs SP (Asia) – China Mobile Euro Wts Nov 2017 B	80,000,000	2017/06/16	2017/11/27	16.88
16739	Goldman Sachs SP (Asia) – Tencent European Put Wt Nov 2017 H	150,000,000	2017/06/16	2017/11/27	22.50
16731	J P Morgan SP BV – China Mob European Wts Nov 2017 B	100,000,000	2017/06/16	2017/11/01	19.50
16736	J P Morgan SP BV – Geely Auto European Warrants Apr 2018 C	100,000,000	2017/06/16	2018/04/30	25.10
16730	J P Morgan SP BV – HSBC European Warrants Dec 2017 D	100,000,000	2017/06/16	2017/12/15	25.20
16737	J P Morgan SP BV – NCI European Warrants Mar 2018 A	60,000,000	2017/06/16	2018/03/02	15.24
16734	J P Morgan SP BV – PetroChina European Warrants Jan 2018 A	100,000,000	2017/06/16	2018/01/02	25.40
16733	J P Morgan SP BV – Tencent European Warrants Jan 2018 C	200,000,000	2017/06/16	2018/01/31	30.80
16732	J P Morgan SP BV – Tencent European Warrants Jun 2018 B	200,000,000	2017/06/16	2018/06/29	30.80
16717	SG Issuer – Tencent European Put Warrants Dec 2017 H	200,000,000	2017/06/16	2017/12/05	37.00
16718	SG Issuer – Tencent European Put Warrants Mar 2018 D	200,000,000	2017/06/16	2018/03/05	30.00
16719	SG Issuer – ZTE European Warrants Jan 2018 A	50,000,000	2017/06/16	2018/01/04	12.50

MAIN BOARD WARRANTS

Code	Derivative warrants	No. of issue		Expiry	Amount raised (HK\$mil.)
		(units)	Listing date		
16727	UBS AG - SJM Holdings European Warrants Dec 2017 B	20,000,000	2017/06/16	2017/12/18	10.30
16726	UBS AG - Tencent Holdings European Put Warrants Nov 2017 F	200,000,000	2017/06/16	2017/11/27	33.00
16729	UBS AG - Tracker Fund European Warrants Sep 2018 A	100,000,000	2017/06/16	2018/09/24	25.00
16728	UBS AG - ZTE European Warrants Dec 2017 B	50,000,000	2017/06/16	2017/12/18	12.65
16743	BNP Paribas Issuance B.V. - BOCL European Wts Jan 2019 A	60,000,000	2017/06/19	2019/01/03	15.00
16741	BNP Paribas Issuance B.V. - ICBC European Wts Jan 2019 A	60,000,000	2017/06/19	2019/01/03	15.00
16753	Credit Suisse AG - China Mobile European Warrants Sep 2017 B	70,000,000	2017/06/19	2017/09/29	10.50
16771	Goldman Sachs SP (Asia) - Ping An European Wts Nov 2017 G	100,000,000	2017/06/19	2017/11/28	15.00
16770	Goldman Sachs SP (Asia) - Tencent European Wt Jan 2018 B	150,000,000	2017/06/19	2018/01/24	22.50
16769	J P Morgan SP BV - Tencent European Warrants Jan 2018 D	200,000,000	2017/06/19	2018/01/02	30.20
16750	Macquarie Bank Ltd. - Greatwall Motor European Wts May 2018 A	12,000,000	2017/06/19	2018/05/03	10.90
16747	Macquarie Bank Ltd. - Greatwall Motor European Wts Jul 2019 A	40,000,000	2017/06/19	2019/07/02	10.00
16749	Macquarie Bank Ltd. - Greatwall Motor European Put Wt Feb18A	15,000,000	2017/06/19	2018/02/02	10.94
16752	Macquarie Bank Ltd. - HKEX European Warrants Jan 2018 B	10,000,000	2017/06/19	2018/01/03	10.00
16755	Macquarie Bank Ltd. - Ping An European Warrants Jun 2018 A	40,000,000	2017/06/19	2018/06/04	10.00
16754	Macquarie Bank Ltd. - Ping An European Put Warrants Apr 18 C	40,000,000	2017/06/19	2018/04/04	10.00
16745	Macquarie Bank Ltd. - Tencent European Warrants Jan 2018 E	10,000,000	2017/06/19	2018/01/03	20.69
16761	SG Issuer - CSOP A50 ETF European Warrants Dec 2017 C	32,000,000	2017/06/19	2017/12/05	10.08
16763	SG Issuer - A50 China European Warrants Feb 2018 A	30,000,000	2017/06/19	2018/02/05	10.05
16764	SG Issuer - Greatwall Motor European Warrants Jan 2018 B	11,000,000	2017/06/19	2018/01/04	10.01
16757	UBS AG - CKI Holdings European Warrants Nov 2017 A	40,000,000	2017/06/19	2017/11/28	15.96
16759	UBS AG - Greatwall Motor European Warrants Oct 2018 A	50,000,000	2017/06/19	2018/10/26	10.40
16756	UBS AG - PetroChina European Warrants Dec 2017 A	70,000,000	2017/06/19	2017/12/20	14.00
16778	BOCI Asia Ltd. - CC Bank European Warrants Nov 2017 B	100,000,000	2017/06/20	2017/11/30	17.80
16777	BOCI Asia Ltd. - Greatwall Motor European Warrants Aug 2018A	100,000,000	2017/06/20	2018/08/27	25.00
16780	BOCI Asia Ltd. - Lenovo European Warrants Oct 2017 A	100,000,000	2017/06/20	2017/10/30	15.00
16798	Credit Suisse AG - Ch Molybdenum European Warrants Dec 2017A	40,000,000	2017/06/20	2017/12/19	10.00
16792	Credit Suisse AG - Dongfeng Motor European Warrants Dec 17 A	35,000,000	2017/06/20	2017/12/29	10.50
16799	Credit Suisse AG - Galaxy Ent European Put Wts Dec 2017 A	50,000,000	2017/06/20	2017/12/29	12.50
16797	Credit Suisse AG - Greatwall Motor European Wts Oct 2018 A	100,000,000	2017/06/20	2018/10/31	25.00
16783	Bank of East Asia - Evergrande European Warrants Feb 2018 A	30,000,000	2017/06/20	2018/02/28	10.20
16781	Bank of East Asia - Great Wall Motor European Wts Dec 2018 A	40,000,000	2017/06/20	2018/12/28	10.00
16803	Goldman Sachs SP (Asia) - CAM CSI300 European Wts Apr 2018 A	80,000,000	2017/06/20	2018/04/27	20.00
16801	Goldman Sachs SP (Asia) - CSOP A50 ETF Euro Wts Nov 2017 A	80,000,000	2017/06/20	2017/11/27	19.36
16802	Goldman Sachs SP (Asia) - A50 China European Wts Nov 2017 A	80,000,000	2017/06/20	2017/11/27	15.28
16787	Macquarie Bank Ltd. - CITIC Sec European Warrants Apr 2018 A	31,000,000	2017/06/20	2018/04/04	10.04
16785	Macquarie Bank Ltd. - Minsheng Bank European Put Wts Apr18A	12,000,000	2017/06/20	2018/04/04	10.02
16786	Macquarie Bank Ltd. - PICC Group European Put Wts Jan18B	30,000,000	2017/06/20	2018/01/03	10.02
16772	SG Issuer - CRCC European Warrants Jan 2018 A	13,000,000	2017/06/20	2018/01/04	10.14
16773	SG Issuer - Tencent European Warrants Feb 2018 C	200,000,000	2017/06/20	2018/02/05	30.00
16789	UBS AG - Melco European Warrants Dec 2017 A	40,000,000	2017/06/20	2017/12/22	10.00
16790	UBS AG - Ping An European Warrants Jan 2018 A	100,000,000	2017/06/20	2018/01/29	29.00
16791	UBS AG - Sands China European Warrants Nov 2017 B	70,000,000	2017/06/20	2017/11/27	22.89
16833	Credit Suisse AG - BYD European Warrants Dec 2017 B	35,000,000	2017/06/21	2017/12/29	10.15

MAIN BOARD WARRANTS

Code	Derivative warrants	No. of issue (units)	Listing date	Expiry	Amount raised (HK\$mil.)
16835	Credit Suisse AG – China Mobile European Put Wts Dec 2017 A	40,000,000	2017/06/21	2017/12/20	10.00
16834	Credit Suisse AG – Geely Auto European Put Warrants Jan 18 A	60,000,000	2017/06/21	2018/01/31	15.00
16836	Credit Suisse AG – HKEX European Put Warrants Oct 2018 A	100,000,000	2017/06/21	2018/10/03	15.00
16830	Credit Suisse AG – Li & Fung European Warrants Dec 2017 A	40,000,000	2017/06/21	2017/12/29	10.00
16808	Goldman Sachs SP (Asia) – Galaxy Ent European Wts Oct 2017 B	60,000,000	2017/06/21	2017/10/27	10.08
16848	Goldman Sachs SP (Asia) – HSBC European Warrants Nov 2017 D	80,000,000	2017/06/21	2017/11/15	12.00
16849	Goldman Sachs SP (Asia) – HSI European Warrants Dec 2017 F	200,000,000	2017/06/21	2017/12/28	50.00
16809	Goldman Sachs SP (Asia) – Sands China Euro Wts Dec 2017 A	60,000,000	2017/06/21	2017/12/21	15.00
16844	Goldman Sachs SP (Asia) – Tencent European Put Wt Dec 2017 D	150,000,000	2017/06/21	2017/12/22	31.65
16810	HK Bank – BYD European Warrants Dec 2017 B	28,000,000	2017/06/21	2017/12/29	11.20
16811	HK Bank – CITIC Bank European Warrants Dec 2017 A	40,000,000	2017/06/21	2017/12/29	10.00
16812	HK Bank – CRCC European Warrants Dec 2018 A	80,000,000	2017/06/21	2018/12/24	12.00
16838	HK Bank – Dongfeng Motor European Warrants Dec 2018 A	100,000,000	2017/06/21	2018/12/31	25.00
16813	HK Bank – Sands China European Put Warrants Dec 2017 A	40,000,000	2017/06/21	2017/12/29	10.00
16806	Haitong Int'l Sec – China Mobile European Warrants Oct 2017A	40,000,000	2017/06/21	2017/10/31	10.00
16804	Haitong Int'l Sec – Tencent European Warrants Nov 2017 C	120,000,000	2017/06/21	2017/11/20	18.00
16805	Haitong Int'l Sec – Tencent European Warrants Dec 2017 B	120,000,000	2017/06/21	2017/12/01	18.00
16852	J P Morgan SP BV – BYD European Warrants Jan 2018 A	80,000,000	2017/06/21	2018/01/02	20.16
16850	J P Morgan SP BV – Ch Comm Cons European Warrants Nov 2018 A	100,000,000	2017/06/21	2018/11/30	15.30
16851	J P Morgan SP BV – Li & Fung European Warrants Mar 2018 A	60,000,000	2017/06/21	2018/03/02	15.18
16816	Macquarie Bank Ltd. – Chi Res Land European Wts Oct 2018 A	40,000,000	2017/06/21	2018/10/03	10.00
16814	Macquarie Bank Ltd. – Dongfeng Motor European Wts Apr 2018 A	12,000,000	2017/06/21	2018/04/04	10.02
16807	Macquarie Bank Ltd. – SUNAC European Warrants Apr 2018 A	40,000,000	2017/06/21	2018/04/17	10.00
16818	SG Issuer – BOCOM European Warrants Jan 2018 A	30,000,000	2017/06/21	2018/01/04	10.05
16819	SG Issuer – China Railway European Warrants Feb 2018 A	20,000,000	2017/06/21	2018/02/05	10.00
16823	SG Issuer – Geely Auto European Warrants Jan 2018 A	8,000,000	2017/06/21	2018/01/04	11.60
16824	SG Issuer – Greatwall Motor European Warrants May 2018 A	100,000,000	2017/06/21	2018/05/04	25.00
16839	UBS AG – BYD European Warrants Dec 2017 A	50,000,000	2017/06/21	2017/12/20	18.45
16842	UBS AG – GAC European Warrants Dec 2017 B	70,000,000	2017/06/21	2017/12/19	10.64
16843	UBS AG – Greatwall Motor European Warrants Dec 2017 A	15,000,000	2017/06/21	2017/12/20	10.70
16244 #	Credit Suisse AG – HKEX European Warrants Dec 2017 A	105,000,000	2017/06/21	2017/12/11	10.19
16860	BOCI Asia Ltd. – BYD European Warrants Dec 2017 A	50,000,000	2017/06/22	2017/12/27	17.75
16859	BOCI Asia Ltd. – Minsheng Bank European Warrants Dec 2017 A	50,000,000	2017/06/22	2017/12/04	16.00
16870	Credit Suisse AG – PetroChina European Warrants Dec 2017 A	40,000,000	2017/06/22	2017/12/21	10.00
16871	Credit Suisse AG – Ping An European Warrants Nov 2017 C	100,000,000	2017/06/22	2017/11/21	22.00
16881	Credit Suisse AG – Tencent Holdings European Wts Nov 2017 G	150,000,000	2017/06/22	2017/11/28	22.50
16888	Goldman Sachs SP (Asia) – CC Bank Euro Put Wts Oct 2017 B	40,000,000	2017/06/22	2017/10/26	10.08
16883	Goldman Sachs SP (Asia) – CKP European Warrants Dec 2017 B	40,000,000	2017/06/22	2017/12/22	10.00
16885	Goldman Sachs SP (Asia) – China Life Euro Wts Nov 2017 C	80,000,000	2017/06/22	2017/11/28	12.00
16882	Goldman Sachs SP (Asia) – China Tel European Wts Dec 2017 A	50,000,000	2017/06/22	2017/12/22	12.50
16887	Goldman Sachs SP (Asia) – Lenovo European Wts Nov 2017 A	60,000,000	2017/06/22	2017/11/27	10.08
16891	Goldman Sachs SP (Asia) – Tencent European Wt Feb 2018 D	150,000,000	2017/06/22	2018/02/23	24.60
16855	Haitong Int'l Sec – GWMC European Warrants Sep 2018 A	60,000,000	2017/06/22	2018/09/28	15.00
16854	Haitong Int'l Sec – Goldwind European Warrants Apr 2018 A	50,000,000	2017/06/22	2018/04/18	12.50

MAIN BOARD WARRANTS

Code	Derivative warrants	No. of issue			Amount raised (HK\$mil.)
		(units)	Listing date	Expiry	
16869	Macquarie Bank Ltd. – BYD European Warrants Apr 2018 B	20,000,000	2017/06/22	2018/04/04	10.08
16861	Macquarie Bank Ltd. – CGN Power European Warrants Jul 2018 A	40,000,000	2017/06/22	2018/07/04	10.00
16867	Macquarie Bank Ltd. – Meitu European Warrants Feb 2018 A	40,000,000	2017/06/22	2018/02/02	11.00
16862	Macquarie Bank Ltd. – PICC Group European Wts Apr 2018 A	25,000,000	2017/06/22	2018/04/04	10.00
16868	SG Issuer – HSI European Warrants Mar 2018 D	150,000,000	2017/06/22	2018/03/28	22.50
16916	BNP Paribas Issuance B.V. – Ch Mobile Euro Wts Jan 2018 B	50,000,000	2017/06/23	2018/01/03	15.50
16917	BNP Paribas Issuance B.V. – Geely Auto Euro Wts Mar 2018 B	80,000,000	2017/06/23	2018/03/02	20.00
16915	BNP Paribas Issuance B.V. – Ping An European Wt Jan 2018 C	60,000,000	2017/06/23	2018/01/03	18.00
16921	Credit Suisse AG – China Life European Warrants Nov 2017 C	70,000,000	2017/06/23	2017/11/28	10.50
16918	Credit Suisse AG – Meitu European Warrants Dec 2017 A	70,000,000	2017/06/23	2017/12/22	17.50
16927	Goldman Sachs SP (Asia) – AIA European Warrants Dec 2017 A	80,000,000	2017/06/23	2017/12/21	24.24
16928	Goldman Sachs SP (Asia) – BOCL European Warrants May 2018 A	80,000,000	2017/06/23	2018/05/31	20.00
16925	Goldman Sachs Sp (Asia) – ICBC European Warrants Feb 2018 A	80,000,000	2017/06/23	2018/02/23	12.00
16894	HK Bank – CM Bank European Warrants Jan 2018 A	80,000,000	2017/06/23	2018/01/29	12.00
16907	HK Bank – China Mobile European Warrants Dec 2017 A	40,000,000	2017/06/23	2017/12/29	10.40
16902	HK Bank – CNOOC European Warrants Dec 2017 A	40,000,000	2017/06/23	2017/12/29	12.80
16898	HK Bank – Sinopec Corp European Warrants Dec 2017 A	40,000,000	2017/06/23	2017/12/29	12.00
16913	HK Bank – HSI European Warrants Mar 2018 B	150,000,000	2017/06/23	2018/03/28	22.50
16910	HK Bank – HSI European Put Warrants Jan 2018 B	150,000,000	2017/06/23	2018/01/30	22.50
16892	Haitong Int'l Sec – SMIC European Warrants Dec 2018 A	50,000,000	2017/06/23	2018/12/18	12.50
16924	J P Morgan SP BV – Meitu European Warrants Nov 2017 B	65,000,000	2017/06/23	2017/11/30	10.53
16893	Macquarie Bank Ltd. – CITIC Sec European Put Warrants Jul18A	40,000,000	2017/06/23	2018/07/03	10.00
16914	Macquarie Bank Ltd. – PetroChina European Wts Feb 2018 A	40,000,000	2017/06/23	2018/02/02	10.00
16930	UBS AG – Agile Ppt European Warrants Jan 2018 A	15,000,000	2017/06/23	2018/01/22	10.67
16931	UBS AG – HK & China Gas European Warrants Dec 2017 A	20,000,000	2017/06/23	2017/12/27	10.08
16929	UBS AG – PetroChina European Warrants Nov 2017 A	40,000,000	2017/06/23	2017/11/27	12.20
16936	Credit Suisse AG – HKEX European Warrants Oct 2017 E	50,000,000	2017/06/26	2017/10/31	23.50
16961	Goldman Sachs SP (Asia) – CNOOC European Warrants Nov 2017 B	80,000,000	2017/06/26	2017/11/28	18.96
16948	Goldman Sachs SP (Asia) – HSI European Warrants Feb 2018 A	150,000,000	2017/06/26	2018/02/27	22.50
16953	Goldman Sachs SP (Asia) – HSI European Warrants Mar 2018 B	150,000,000	2017/06/26	2018/03/28	22.50
16956	Goldman Sachs SP (Asia) – HSI European Put Wts Jan 2018 B	150,000,000	2017/06/26	2018/01/30	22.50
16960	Goldman Sachs SP (Asia) – Ping An European Wts Dec 2017 B	80,000,000	2017/06/26	2017/12/20	12.00
16933	Macquarie Bank Ltd. – Minsheng Bank European Wts Apr 2018 B	13,000,000	2017/06/26	2018/04/04	10.01
16935	Macquarie Bank Ltd. – HKEX European Warrants Apr 2018 B	40,000,000	2017/06/26	2018/04/04	10.00
16932	SG Issuer – AIA European Put Warrants Jan 2018 B	60,000,000	2017/06/26	2018/01/04	15.00
16938	UBS AG – Ch Comm Cons European Warrants Nov 2018 A	60,000,000	2017/06/26	2018/11/21	10.44
16945	UBS AG – HKEX European Warrants May 2018 A	300,000,000	2017/06/26	2018/05/29	50.40
16937	UBS AG – Ping An European Warrants Dec 2017 D	100,000,000	2017/06/26	2017/12/20	17.80
16966	BOCI Asia Ltd. – AIA European Warrants Dec 2017 A	100,000,000	2017/06/27	2017/12/04	19.00
16963	BOCI Asia Ltd. – CKP European Warrants Dec 2017 A	100,000,000	2017/06/27	2017/12/29	25.40
16967	BOCI Asia Ltd. – Ping An European Warrants Dec 2017 C	100,000,000	2017/06/27	2017/12/20	16.90
16989	BNP Paribas Issuance B.V. – AIA European Wts Jul 2018 A	50,000,000	2017/06/27	2018/07/04	12.50
16995	BNP Paribas Issuance B.V. – CITIC Sec Euro Wts Jan 2018 A	30,000,000	2017/06/27	2018/01/03	21.30
16993	BNP Paribas Issuance B.V. – Dongfeng Motor Eur Wt Mar 2018 A	40,000,000	2017/06/27	2018/03/02	30.00

MAIN BOARD WARRANTS

Code	Derivative warrants	No. of issue			Amount raised (HK\$mil.)
		(units)	Listing date	Expiry	
16973	BNP Paribas Issuance B.V. – Galaxy Ent Euro Wts Jul 2018 A	50,000,000	2017/06/27	2018/07/04	22.00
16977	BNP Paribas Issuance B.V. – Lenovo European Wts Mar 2018 A	50,000,000	2017/06/27	2018/03/02	14.00
16990	BNP Paribas Arbit Issu B.V. – New World Dev Eu Wt Apr 2018 A	40,000,000	2017/06/27	2018/04/04	15.20
16971	BNP Paribas Issuance B.V. – Tencent Hldgs Eu Wt Feb 2018 A	100,000,000	2017/06/27	2018/02/02	17.00
17003	Goldman Sachs SP (Asia) – BOCL European Warrants May 2018 B	80,000,000	2017/06/27	2018/05/28	12.00
17004	Goldman Sachs SP (Asia) – HKEX European Warrants Oct 2017 B	150,000,000	2017/06/27	2017/10/26	49.35
17002	Goldman Sachs SP (Asia) – HS H-SHARE European Wts Mar 2018 A	50,000,000	2017/06/27	2018/03/28	12.50
17005	Goldman Sachs SP (Asia) – PetroChina European Wts Nov 2017 A	60,000,000	2017/06/27	2017/11/27	10.02
16996	Macquarie Bank Ltd. – GCL-Poly Energy European Wts Jul 2019 A	40,000,000	2017/06/27	2019/07/03	10.00
16998	Macquarie Bank Ltd. – Tencent European Warrants Jan 2018 F	40,000,000	2017/06/27	2018/01/03	10.00
16968	Macquarie Bank Ltd. – ZTE European Warrants Feb 2018 B	40,000,000	2017/06/27	2018/02/12	10.00
16969	UBS AG – Tencent Holdings European Warrants Jan 2018 A	300,000,000	2017/06/27	2018/01/24	46.20
17016	BOCI Asia Ltd. – ICBC European Warrants Nov 2017 B	100,000,000	2017/06/28	2017/11/20	15.00
17030	BNP Paribas Issuance B.V. – CC Bank Euro Wts Oct 2018 B	50,000,000	2017/06/28	2018/10/03	16.50
17031	BNP Paribas Issuance B.V. – China Life Euro Wts Oct 2018 A	80,000,000	2017/06/28	2018/10/03	20.00
10467	BNP Paribas Issuance B.V. – GBP/USD European Put Wt Mar 18 A	50,000,000	2017/06/28	2018/03/22	13.00
17033	BNP Paribas Issuance B.V. – ICBC European Wts Oct 2018 A	50,000,000	2017/06/28	2018/10/03	12.50
17034	BNP Paribas Issuance B.V. – Sands China Euro Wt Oct 2018 A	60,000,000	2017/06/28	2018/10/03	15.00
17037	Credit Suisse AG – Haitong Sec European Warrants Aug 2018 A	70,000,000	2017/06/28	2018/08/13	10.50
17047	Goldman Sachs SP (Asia) – AIA European Warrants Dec 2017 B	80,000,000	2017/06/28	2017/12/28	20.00
17019	HK Bank – AIA European Warrants Dec 2017 A	50,000,000	2017/06/28	2017/12/29	12.50
17026	HK Bank – CC Bank European Warrants Dec 2017 B	50,000,000	2017/06/28	2017/12/29	13.00
17029	HK Bank – HKEX European Put Warrants Mar 2018 A	100,000,000	2017/06/28	2018/03/26	20.00
17018	HK Bank – PetroChina European Warrants Dec 2017 B	50,000,000	2017/06/28	2017/12/29	12.50
17027	HK Bank – Ping An European Put Warrants Dec 2017 A	40,000,000	2017/06/28	2017/12/29	10.00
17046	J P Morgan SP BV – Ping An European Warrants Dec 2017 D	100,000,000	2017/06/28	2017/12/07	15.30
17010	Macquarie Bank Ltd. – AIA European Warrants Jan 2018 B	26,000,000	2017/06/28	2018/01/03	10.09
17007	Macquarie Bank Ltd. – CC Bank European Warrants Feb 2018 A	40,000,000	2017/06/28	2018/02/02	10.08
17011	Macquarie Bank Ltd. – HKEX European Warrants Jan 2018 C	5,500,000	2017/06/28	2018/01/03	10.03
17015	Macquarie Bank Ltd. – Tencent European Put Wts Jan 2018 G	10,000,000	2017/06/28	2018/01/03	10.00
17042	UBS AG – CHALCO European Warrants Dec 2017 A	40,000,000	2017/06/28	2017/12/27	13.80
17044	UBS AG – Sinopec Corp European Warrants Nov 2017 A	70,000,000	2017/06/28	2017/11/27	16.73
17045	UBS AG – CSOP A50 ETF European Warrants Nov 2017 A	70,000,000	2017/06/28	2017/11/27	21.84
17040	UBS AG – HKEX European Put Warrants Apr 2018 A	200,000,000	2017/06/28	2018/04/30	50.00
17053	BOCI Asia Ltd. – Tencent Holdings European Wts Dec 2017 F	200,000,000	2017/06/29	2017/12/05	30.00
17059	BOCI Asia Ltd. – Tencent Holdings European Wts Jan 2018 A	200,000,000	2017/06/29	2018/01/24	30.00
17098	BNP Paribas Issuance B.V. – CAM CSI300 Euro Wts Jul 2018 A	50,000,000	2017/06/29	2018/07/04	12.50
17089	BNP Paribas Issuance B.V. – CSOP A50 ETF Eu Wts Jul 2018 A	40,000,000	2017/06/29	2018/07/04	10.00
17090	BNP Paribas Issuance B.V. – A50 China Euro Wts Jul 2018 A	40,000,000	2017/06/29	2018/07/04	10.00
17099	BNP Paribas Issuance B.V. – HS H-SHARE Euro Wts Apr 2018 A	40,000,000	2017/06/29	2018/04/04	10.00
17104	Credit Suisse AG – AIA European Put Warrants Dec 2017 C	50,000,000	2017/06/29	2017/12/28	12.50
17105	Credit Suisse AG – HSBC European Wts Nov 2017 D	100,000,000	2017/06/29	2017/11/27	30.00
17111	Goldman Sachs SP (Asia) – BOCL European Warrants Nov 2017 B	100,000,000	2017/06/29	2017/11/27	15.10
17113	Goldman Sachs SP (Asia) – BOCL European Warrants Aug 2018 A	100,000,000	2017/06/29	2018/08/21	15.00

MAIN BOARD WARRANTS

Code	Derivative warrants	No. of issue			Amount raised (HK\$mil.)
		(units)	Listing date	Expiry	
17112	Goldman Sachs SP (Asia) – CC Bank European Wts Dec 2017 B	100,000,000	2017/06/29	2017/12/29	25.00
17114	Goldman Sachs SP (Asia) – Ch Overseas European Wts Feb 2018 A	80,000,000	2017/06/29	2018/02/23	12.00
17115	Goldman Sachs Sp (Asia) – ICBC European Warrants Nov 2017 C	100,000,000	2017/06/29	2017/11/27	15.00
17060	HK Bank – HSCEI European Warrants Dec 2017 D	100,000,000	2017/06/29	2017/12/28	25.00
17061	HK Bank – HSI European Warrants Dec 2017 F	100,000,000	2017/06/29	2017/12/28	25.00
17074	Haitong Int'l Sec – CAM CSI300 European Warrants Apr 2018 A	60,000,000	2017/06/29	2018/04/23	15.24
17078	Haitong Int'l Sec – CAM CSI300 European Warrants Jun 2018 A	50,000,000	2017/06/29	2018/06/28	12.50
17069	Haitong Int'l Sec – CSOP A50 ETF European Warrants Nov 2017A	40,000,000	2017/06/29	2017/11/30	10.40
17068	Haitong Int'l Sec – CSOP A50 ETF European Warrants Dec 2017A	40,000,000	2017/06/29	2017/12/29	14.60
17072	Haitong Int'l Sec – A50 China European Warrants Dec 2017 B	50,000,000	2017/06/29	2017/12/29	19.50
17073	Haitong Int'l Sec – A50 China European Warrants Mar 2018 B	50,000,000	2017/06/29	2018/03/29	12.50
17108	J P Morgan SP BV – China Life European Put Wts Jun 2018 A	100,000,000	2017/06/29	2018/06/29	15.70
17109	J P Morgan SP BV – Ch Railway Cons European Wts Dec 2018 A	100,000,000	2017/06/29	2018/12/20	15.50
17110	Macquarie Bank Ltd. – CSOP A50 ETF European Wts Feb 2018 A	22,000,000	2017/06/29	2018/02/02	10.01
17087	Macquarie Bank Ltd. – Kingsoft European Warrants Mar 2018 A	34,000,000	2017/06/29	2018/03/02	10.03
17049	Macquarie Bank Ltd. – Melco Int'l Dev Euro Wts May 2018 A	34,000,000	2017/06/29	2018/05/03	10.03
17088	Macquarie Bank Ltd. – PetroChina European Put Wts Jul 2018 B	40,000,000	2017/06/29	2018/07/04	10.00
17050	Macquarie Bank Ltd. – SHK Ppt European Put Wts Mar 2018 A	15,000,000	2017/06/29	2018/03/02	10.17
17062	UBS AG – AIA European Warrants Dec 2017 C	100,000,000	2017/06/29	2017/12/29	15.40
17084	UBS AG – CLP European Warrants Dec 2017 A	30,000,000	2017/06/29	2017/12/29	10.56
17085	UBS AG – Fosun Intl European Warrants Dec 2017 A	70,000,000	2017/06/29	2017/12/04	12.46
17117	BOCI Asia Ltd. – BOCL European Warrants Dec 2017 C	100,000,000	2017/06/30	2017/12/20	15.00
17118	BOCI Asia Ltd. – CITIC Sec European Warrants Jul 2018 A	70,000,000	2017/06/30	2018/07/26	11.90
17119	BOCI Asia Ltd. – China Unicom European Warrants Dec 2017 C	25,000,000	2017/06/30	2017/12/27	14.00
17138	Credit Suisse AG – China Life European Put Wts Jan 2018 B	70,000,000	2017/06/30	2018/01/03	10.50
17136	Credit Suisse AG – CSOP A50 ETF European Warrants Nov 2017 A	70,000,000	2017/06/30	2017/11/30	10.50
17141	Credit Suisse AG – Galaxy Ent European Warrants Dec 2017 B	50,000,000	2017/06/30	2017/12/29	12.50
17145	Credit Suisse AG – ZTE European Warrants Feb 2018 B	50,000,000	2017/06/30	2018/02/28	12.50
17147	Bank of East Asia – Ch Mobile European Warrants Jan 2019 A	20,000,000	2017/06/30	2019/01/04	10.00
17149	Bank of East Asia – CNBM European Warrants Feb 2018 A	28,000,000	2017/06/30	2018/02/26	10.08
17152	Bank of East Asia – IGG European Warrants Jan 2018 A	32,000,000	2017/06/30	2018/01/09	10.24
17148	Bank of East Asia – Sino-Ocean Gp European Warrants Feb 18 A	40,000,000	2017/06/30	2018/02/28	10.00
17151	Bank of East Asia – Yanzhou Coal European Wts Jan 2018 A	21,000,000	2017/06/30	2018/01/02	10.08
17161	Goldman Sachs SP (Asia) – CSOP A50 ETF Euro Wts Dec 2017 A	60,000,000	2017/06/30	2017/12/22	22.62
17159	Goldman Sachs SP (Asia) – China Unicom Euro Wts Dec 2017 B	50,000,000	2017/06/30	2017/12/27	14.55
17162	Goldman Sachs SP (Asia) – A50 China European Wts Oct 2017 B	60,000,000	2017/06/30	2017/10/03	11.76
17163	Goldman Sachs SP (Asia) – A50 China European Wts Nov 2017 B	60,000,000	2017/06/30	2017/11/01	25.20
17156	J P Morgan SP BV – China Railway European Wts Nov 2017 A	60,000,000	2017/06/30	2017/11/07	11.40
17155	J P Morgan SP BV – Ping An European Warrants Mar 2018 A	100,000,000	2017/06/30	2018/03/02	25.40
17121	Macquarie Bank Ltd. – China Gas Hold Euro Wts Nov 2018 A	36,000,000	2017/06/30	2018/11/02	10.19
17122	Macquarie Bank Ltd. – Geely Auto European Wts Feb 2018 A	40,000,000	2017/06/30	2018/02/02	10.00
17124	Macquarie Bank Ltd. – HKEX European Put Warrants Jan 2018 D	11,000,000	2017/06/30	2018/01/03	10.01
17135	Macquarie Bank Ltd. – Huaneng Power European Wts Jun 2018 A	25,000,000	2017/06/30	2018/06/05	10.03
17125	Macquarie Bank Ltd. – NCI European Warrants Sep 2018 A	30,000,000	2017/06/30	2018/09/04	10.92

MAIN BOARD WARRANTS

Code	Derivative warrants	No. of issue			Expiry	Amount raised (HK\$mil.)
		(units)	Listing date			
17131	Macquarie Bank Ltd. – PICC P&C European Warrants Mar 2018 A	30,000,000	2017/06/30	2018/03/02	10.35	
17130	Macquarie Bank Ltd. – Ping An European Warrants Jul 2018 A	30,000,000	2017/06/30	2018/07/03	11.16	
17120	SG Issuer – AIA European Warrants Jan 2018 C	70,000,000	2017/06/30	2018/01/04	10.50	
Total					29,325.10	

Further issue

MAIN BOARD DEBT SECURITIES

Debt Securities Trading Statistics

		Turnover value	
		Exchange fund notes (HK\$ mil)	Market total (HK\$ mil)
2016	Q2	-	6,070.66
	Q3	3.00	6,333.92
	Q4	3.00	6,753.04
2017	Q1	-	8,993.57
	Q2	43.84	23,757.24

Debt Securities Nominal Value

		No. of issues	Nominal value (HK\$ mil.)
2016	Q2	797	2,923,871.68
	Q3	841	3,089,402.31
	Q4	892	3,258,654.54
2017	Q1	936	3,471,408.76
	Q2	970	3,676,742.43

New Listing Statistics – Debt Securities

		No. of newly listed debt securities	Amount raised (HK\$ mil.)
2016	Q2	59	253,671.85
	Q3	51	191,245.48
	Q4	75	239,694.08
2017	Q1	78	308,706.43
	Q2	79	332,799.81

MAIN BOARD DEBT SECURITIES

Newly Listed Debt Securities

for 2nd quarter 2017

Code	Debt securities	Principal	Listing date	Maturity	Amount raised (HK\$ mil.)
05367 #	Skyfame Realty (Holdings) Ltd. 0.10% Bonds 2026B	HKD 10,000,000	2017/04/03	2026/09/12	-
05414	Yango (Cayman) Investment Ltd. 6.85% Guar. Senior N2020	USD 300,000,000	2017/04/06	2020/04/05	2,340.00
05415	ICBCIL Finance Co. Ltd. 3.00% Notes 2020	USD 1,150,000,000	2017/04/06	2020/04/05	8,965.70
05416	ICBCIL Finance Co. Ltd. 3.375% Notes 2022	USD 850,000,000	2017/04/06	2022/04/05	6,607.32
05364 #	Blue Skyview Co. Ltd. 7.125% Senior Perpetual Securities	USD 315,000,000	2017/04/06	-	2,457.00
05417	Hesteel Hong Kong Co., Ltd. 4.25% Guar. Notes 2020	USD 500,000,000	2017/04/10	2020/04/07	3,886.43
05418	Hong Kong Mortgage Corporation Ltd., The FR Notes 2019	HKD 500,000,000	2017/04/10	2019/04/08	500.00
04225 #	The Govt of the HKSAR of the PRC 1.06% Bonds 2020	HKD 4,000,000,000	2017/04/10	2020/02/05	3,997.60
05419	Jingrui Holdings Ltd. 7.75% Senior Notes 2020	USD 400,000,000	2017/04/13	2020/04/12	3,099.56
05420	Sinopec Group Overseas Development (2017) Ltd. 2.375% Senior Notes 2020B	USD 1,000,000,000	2017/04/13	2020/04/12	7,782.06
05421	Sinopec Group Overseas Development (2017) Ltd. 3.00% Senior Notes 2022B	USD 1,100,000,000	2017/04/13	2022/04/12	8,572.88
05422	Sinopec Group Overseas Development (2017) Ltd. 3.625% Senior Notes 2027	USD 1,000,000,000	2017/04/13	2027/04/12	7,749.53
05423	Sinopec Group Overseas Development (2017) Ltd. 4.25% Senior Notes 2047	USD 300,000,000	2017/04/13	2047/04/12	2,340.00
05367 #	Skyfame Realty (Holdings) Ltd. 0.10% Bonds 2026B	HKD 10,000,000	2017/04/13	2026/09/12	-
05424	Yancoal International Resources Development Co., Ltd. Senior Guar Perpetual Capital Securities	USD 500,000,000	2017/04/18	-	3,900.00
05425	RH International Finance Ltd. 6.50% Guar Senior Perpetual Securities	USD 225,000,000	2017/04/18	-	1,755.00
05379 #	Skyfame Realty (Holdings) Ltd. 0.10% Bonds 2033B	HKD 50,000,000	2017/04/18	2033/11/14	-
05428	Yida China Holdings Ltd. 6.95% Senior Notes 2020	USD 300,000,000	2017/04/20	2020/04/19	2,306.00
05426	CITIC Securities Finance MTN Co., Ltd. 2.75% Guar Notes 2020	USD 300,000,000	2017/04/21	2020/04/20	2,335.93
05427	CITIC Securities Finance MTN Co., Ltd. 3.25% Guar Notes 2022	USD 500,000,000	2017/04/21	2022/04/20	3,882.53
05429	Bank of China (Luxembourg) S.A. Floating Rate Notes 2020 A	EUR 500,000,000	2017/04/21	2020/04/20	4,164.15
05430	Bank of China Ltd., Dubai Branch Floating Rate Notes 2020 B	USD 650,000,000	2017/04/21	2020/04/20	5,070.00
85726	Bank of China Ltd., Johannesburg Branch 4.88% CNY Notes 2020	RMB 1,500,000,000	2017/04/21	2020/04/20	1,692.75
05431	Bank of China Ltd., acting through its Sydney branch Floating Rate Notes 2022 A	AUD 800,000,000	2017/04/21	2022/04/20	4,661.84
05432	Bank of China Ltd., Macau Branch 2.875% Notes 2022 B	USD 750,000,000	2017/04/21	2022/04/20	5,825.72
05433	Bank of China Ltd., Macau Branch 3.50% Notes 2027	USD 300,000,000	2017/04/21	2027/04/20	2,309.46
05435	Shanghai (HK) Int'l Investments Ltd. 3.875% Guaranteed Bonds 2020	USD 300,000,000	2017/04/21	2020/04/20	2,333.96
05436	Nuoxi Capital Ltd. 4.575% Guaranteed Bonds 2020	USD 300,000,000	2017/04/21	2020/04/20	2,340.00
05434	Zhejiang Expressway Co. Ltd. Zero Coupon Conv. Bonds 2022	EUR 365,000,000	2017/04/24	2022/04/21	3,040.74
05437	CCB Life Insurance Co. Ltd. 4.50% Core Tier 2 Capital Sec	USD 500,000,000	2017/04/24	-	3,900.00
05438	Chinalco Capital Holdings Ltd. 4.25% Guaranteed Bonds 2022	USD 500,000,000	2017/04/24	2022/04/21	3,900.00
05367 #	Skyfame Realty (Holdings) Ltd. 0.10% Bonds 2026B	HKD 10,000,000	2017/04/25	2026/09/12	-
05379 #	Skyfame Realty (Holdings) Ltd. 0.10% Bonds 2033B	HKD 80,000,000	2017/04/25	2033/11/14	-
05447	Hong Kong Mortgage Corporation Ltd., The FR Notes 2019B	HKD 585,000,000	2017/04/26	2019/04/25	585.00
05367 #	Skyfame Realty (Holdings) Ltd. 0.10% Bonds 2026B	HKD 10,000,000	2017/04/26	2026/09/12	-
05379 #	Skyfame Realty (Holdings) Ltd. 0.10% Bonds 2033B	HKD 20,000,000	2017/04/26	2033/11/14	-
05445	Times Property Holdings Ltd. 5.75% Senior Notes 2022	USD 225,000,000	2017/04/27	2022/04/26	1,755.00
05439	Huarong Finance 2017 Co., Ltd. Guar Floating Rate Notes 2020	USD 500,000,000	2017/04/28	2020/04/27	3,900.00
05440	Huarong Finance 2017 Co., Ltd. 3.20% Guar. Notes 2021	SGD 600,000,000	2017/04/28	2021/04/27	3,344.88
05441	Huarong Finance 2017 Co., Ltd. 3.75% Guar. Notes 2022A	USD 570,000,000	2017/04/28	2022/04/27	4,441.20

MAIN BOARD DEBT SECURITIES

Code	Debt securities	Principal	Listing date	Maturity	Amount raised (HK\$mil.)
05442	Huarong Finance 2017 Co., Ltd. Guar Floating Rate N2022B	USD 1,000,000,000	2017/04/28	2022/04/27	7,800.00
05443	Huarong Finance 2017 Co., Ltd. 4.75% Guar. Notes 2027	USD 700,000,000	2017/04/28	2027/04/27	5,444.11
05444	Huarong Finance 2017 Co., Ltd. 5.50% Guar. Notes 2047	USD 200,000,000	2017/04/28	2047/04/27	1,560.00
05446	Want Want China Finance Ltd. 2.875% Guaranteed Bonds 2022	USD 500,000,000	2017/04/28	2022/04/27	3,856.24
05400 #	China SCE Property Holdings Ltd. 5.875% Senior Notes 2022	USD 300,000,000	2017/04/28	2022/03/10	2,327.62
05448	Rongshi International Finance Ltd. 2.875% Guar. Notes 2022	USD 500,000,000	2017/05/05	2022/05/04	3,881.13
05449	Rongshi International Finance Ltd. 3.625% Guar. Notes 2027	USD 500,000,000	2017/05/05	2027/05/04	3,891.27
04511	State Grid Overseas Investment (2016) Ltd. 2.25% Senior Guar Notes 2020	USD 900,000,000	2017/05/05	2020/05/04	7,008.49
04512	State Grid Overseas Investment (2016) Ltd. 2.75% Senior Guar Notes 2022B	USD 1,250,000,000	2017/05/05	2022/05/04	9,736.45
04515	State Grid Overseas Investment (2016) Ltd. 3.50% Senior Guar Notes 2027	USD 2,350,000,000	2017/05/05	2027/05/04	18,319.19
04516	State Grid Overseas Investment (2016) Ltd. 4.00% Senior Guar Notes 2047	USD 500,000,000	2017/05/05	2047/05/04	3,900.00
05379 #	Skyfame Realty (Holdings) Ltd. 0.10% Bonds 2033B	HKD 50,000,000	2017/05/05	2033/11/14	-
04581	China Minsheng Banking Corp., Ltd. HK Branch 2.50% Notes 2020	USD 500,000,000	2017/05/08	2020/05/05	3,887.80
04518	SOCAM Development Ltd. 6.25% Senior Notes 2020	USD 200,000,000	2017/05/09	2020/05/08	1,560.00
04583	China Southern Power Grid Int'l Finance (BVI) Co., Ltd. 2.75% Senior Guar Notes 2022	USD 600,000,000	2017/05/09	2022/05/08	4,665.26
04598	China Southern Power Grid Int'l Finance (BVI) Co., Ltd. 3.50% Senior Guar Notes 2027	USD 900,000,000	2017/05/09	2027/05/08	6,962.64
06008	Hong Kong Mortgage Corporation Ltd., The FR Notes 2019	HKD 1,000,000,000	2017/05/09	2019/05/08	1,000.00
05379 #	Skyfame Realty (Holdings) Ltd. 0.10% Bonds 2033B	HKD 50,000,000	2017/05/11	2033/11/14	-
05200	Bank of China Ltd., Singapore Branch FR Notes 2020	USD 600,000,000	2017/05/12	2020/05/11	4,680.00
05201	Hong Kong Mortgage Corporation Ltd., The FR Notes 2019B	HKD 1,000,000,000	2017/05/12	2019/05/10	1,000.00
05379 #	Skyfame Realty (Holdings) Ltd. 0.10% Bonds 2033B	HKD 50,000,000	2017/05/15	2033/11/14	-
05202	Bank of Communications Co., Ltd. Hong Kong Branch FR Notes 2020	USD 700,000,000	2017/05/16	2020/05/15	5,460.00
05203	Bank of Communications Co., Ltd. Hong Kong Branch FR Notes 2022	USD 300,000,000	2017/05/16	2022/05/15	2,340.00
05206	Greenland Global Investment Ltd. 3.85% Notes 2018	USD 320,000,000	2017/05/18	2018/05/16	2,496.00
04234	The Govt of the HKSAR of the PRC 1.16% Bonds 2022	HKD 2,500,000,000	2017/05/19	2022/05/18	2,496.00
05204	Bank of East Asia, Ltd., The Undated Non-Cumulative Subordinated Additional Tier 1 Capital Securities B	USD 500,000,000	2017/05/19	-	3,900.00
05205	Radiant Access Ltd. 4.60% Guar. Senior Perpetual Capital Securities	USD 1,500,000,000	2017/05/19	-	11,700.00
04068	Hong Kong Monetary Authority, The 0.80% Exchange Fund Notes 2019	HKD 1,200,000,000	2017/05/23	2019/05/22	1,204.32
05207	Sun Hung Kai Properties (Capital Market) Ltd. 4.45% Guar Senior Perpetual Capital Securities	USD 500,000,000	2017/05/24	-	3,900.00
05208	Sinochem Offshore Capital Co. Ltd. 3.124% Notes 2022	USD 300,000,000	2017/05/25	2022/05/24	2,340.00
05209	Amber Treasure Ventures Ltd. 3.00% Credit Enhanced Notes 2020	USD 500,000,000	2017/05/26	2020/05/25	3,900.00
05211	MTR Corporation (C.I.) Ltd. 3.85% Fixed Rate Notes 2032	AUD 30,000,000	2017/05/29	2032/05/17	174.31
05210	MCC Holding (HK) Corporation Ltd. 2.95% Guar. Notes 2020	USD 500,000,000	2017/06/01	2020/05/31	3,892.79
05212	China Construction Bank Corporation, HK Branch FR Notes 2020	USD 1,200,000,000	2017/06/01	2020/05/31	9,360.00
05213	Beijing Gas Singapore Capital Corporation 2.75% Guar. N2022	USD 500,000,000	2017/06/01	2022/05/31	3,864.51
05379 #	Skyfame Realty (Holdings) Ltd. 0.10% Bonds 2033B	HKD 50,000,000	2017/06/01	2033/11/14	-
05379 #	Skyfame Realty (Holdings) Ltd. 0.10% Bonds 2033B	HKD 50,000,000	2017/06/02	2033/11/14	-
05214	Nanyang Commercial Bank, Ltd. Non-Cumulative Subordinated Additional Tier 1 Capital Securities	USD 1,200,000,000	2017/06/05	-	9,360.00
05215	China Mengniu Dairy Co. Ltd. Zero Coupon Exchangeable B2022	USD 194,800,000	2017/06/06	2022/06/05	1,519.44
05379 #	Skyfame Realty (Holdings) Ltd. 0.10% Bonds 2033B	HKD 30,000,000	2017/06/08	2033/11/14	-

MAIN BOARD DEBT SECURITIES

Code	Debt securities	Principal	Listing date	Maturity	Amount raised (HK\$mil.)
05364 #	Blue Skyview Co. Ltd. 7.125% Senior Perpetual Securities	USD 58,000,000	2017/06/12	-	452.40
05219	China Merchants Bank Co., Ltd., New York Branch FR Notes 2020	USD 800,000,000	2017/06/13	2020/06/12	6,240.00
04518 #	SOCAM Development Ltd. 6.25% Senior Notes 2020	USD 80,000,000	2017/06/13	2020/05/08	624.00
05216	China Everbright Bank Co., Ltd., HK Branch FR Notes 2020	USD 500,000,000	2017/06/14	2020/06/13	3,900.00
05217	State Elite Global Ltd. 2.75% Fixed Rate Notes 2022	USD 600,000,000	2017/06/14	2022/06/13	4,666.76
05218	Far East Horizon Ltd. Perpetual Capital Securities	USD 300,000,000	2017/06/15	-	2,340.00
05220	DianJian Haiyu Ltd. Senior Guaranteed Perpetual Securities	USD 500,000,000	2017/06/15	-	3,900.00
05221	FWD Group Ltd. Zero Coupon Subordinated Perpetual Cap Sec	USD 500,000,000	2017/06/16	-	2,815.37
05222	AMTD Group Co. Ltd. 7.625% Senior Perpetual Securities	USD 200,000,000	2017/06/16	-	1,560.00
05223	Greenland Global Investment Ltd. 4.00% Notes 2018	USD 500,000,000	2017/06/23	2018/06/20	3,900.00
05224	Hilong Holding Ltd. 7.25% Senior Notes 2020	USD 250,000,000	2017/06/23	2020/06/22	1,937.11
86648	Ministry of Finance of the PRC 3.99% CNY Bonds 2020	RMB 5,000,000,000	2017/06/27	2020/06/26	5,705.00
86649	Ministry of Finance of the PRC 4.10% CNY Bonds 2022	RMB 2,000,000,000	2017/06/27	2022/06/26	2,282.00
05225	Industrial and Commercial Bank of China Ltd., HK Branch Floating Rate Notes 2020	USD 300,000,000	2017/06/28	2020/06/27	2,340.00
05226	Industrial and Commercial Bank of China Ltd., HK Branch Floating Rate Notes 2022	USD 400,000,000	2017/06/28	2022/06/27	3,120.00
05227	MTR Corporation Ltd. 3.375% Fixed Rate Notes 2047	USD 90,000,000	2017/06/29	2047/06/28	702.00
04235	The Govt of the HKSAR of the PRC 1.25% Bonds 2027	HKD 1,200,000,000	2017/06/30	2027/06/29	1,185.36
Total					332,799.81

Further issue

MAIN BOARD UNIT TRUSTS AND MUTUAL FUNDS

Unit Trusts and Mutual Funds Trading Statistics

		Exchange Traded Fund (ETF) (HK\$mil.)	Leveraged and Inverse Products (L&I Products) (HK\$mil.)	Real Estate Investment Trusts (REITs) (HK\$mil.)	Others (HK\$mil.)	Total (HK\$mil.)	% of market total
2016	Q2	237,211.91	65.38	18,190.19	20.96	255,488.43	6.64
	Q3	269,308.99	153.00	25,916.93	23.08	295,402.00	6.92
	Q4	200,178.89	286.95	25,310.73	25.00	225,801.57	5.79
2017	Q1	272,667.62	8,468.18	21,154.53	45.32	302,335.66	6.60
	Q2	287,085.90	40,415.94	22,355.40	35.41	349,892.65	7.69

Note: Turnover value traded in non-HKD currency securities have been included

Unit Trusts and Mutual Funds Market Value

		No. of issues	Exchange Traded Funds (ETF) (HK\$mil.)	No. of issues	Leveraged and Inverse Products (L&I Products) (HK\$mil.)	No. of issues	Real Estate Investment Trusts (REITs) (HK\$mil.)	No. of issues	Others (HK\$mil.)	No. of issues	Total (HK\$mil.)
2016	Q2	143	589,881.25	4	111.01	11	219,952.15	1	1,401.55	159	811,345.96
	Q3	138	627,842.20	8	434.09	11	235,115.93	1	1,188.38	158	864,580.60
	Q4	133	561,308.69	12	517.17	11	210,386.83	1	1,134.67	157	773,347.35
2017	Q1	127	576,046.57	30	4,773.28	11	224,246.52	1	1,215.23	169	806,281.61
	Q2	126	596,939.76	30	4,650.20	11	241,870.58	1	1,045.24	168	844,505.77

New Listing Unit Trust and Mutual Funds Statistics

		No. of newly listed unit trust and mutual funds	Funds raised (HK\$mil.)
2016	Q2	16	-
	Q3	4	-
	Q4	9	-
2017	Q1	18	-
	Q2	-	-

MAIN BOARD UNIT TRUSTS AND MUTUAL FUNDS

Newly Listed Unit Trust and Mutual Funds

for 2nd quarter 2017

Code	Unit trust and Mutual funds	Fund manager	Issue price (HK\$)	No. of unit offer	Amount raised (HK\$mil)	Subscription rate (times)	Listing date
Nil							

MAIN BOARD CALLABLE BULL/BEAR CONTRACTS

Callable Bull/Bear Contracts Trading Statistics

		Number	Market value (HK\$mil.)	Turnover value (HK\$mil.)
2016	Q2	1,547	44,132.86	346,430.63
	Q3	2,105	74,015.13	357,151.89
	Q4	1,844	46,982.16	288,777.61
2017	Q1	2,271	56,964.61	282,458.37
	Q2	2,667	83,611.38	220,839.34

New Listings Callable Bull/Bear Contracts Statistics

		No. of newly listed CBBC	Amount raised (HK\$mil.)
2016	Q2	1,985	84,611.84
	Q3	2,489	105,390.41
	Q4	2,001	78,979.94
2017	Q1	2,508	90,548.83
	Q2	2,224	75,481.22

MAIN BOARD CALLABLE BULL/BEAR CONTRACTS

Newly Listed Callable Bull/Bear Contracts

for 2nd quarter 2017

Code	Callable Bull/Bear Contracts	No. of issue (units)	Listing date	Expiry	Amount raised (HK\$mil.)
67045	BNP Paribas Issuance B.V. – HSI R Bull CBBC Aug 2018 L	250,000,000	2017/04/03	2018/08/30	62.50
67068	BNP Paribas Issuance B.V. – HSI R Bear CBBC Feb 2018 C	250,000,000	2017/04/03	2018/02/27	62.50
67038	BNP Paribas Issuance B.V. – HSI R Bear CBBC Feb 2018 P	250,000,000	2017/04/03	2018/02/27	62.50
67049	BNP Paribas Issuance B.V. – HSI R Bear CBBC Feb 2018 Q	250,000,000	2017/04/03	2018/02/27	62.50
67062	Credit Suisse AG – China Mobile R Bear CBBC Dec 2017 B	50,000,000	2017/04/03	2017/12/21	12.50
67060	Credit Suisse AG – HSI R Bull CBBC Aug 2018 C	200,000,000	2017/04/03	2018/08/30	50.00
67063	Credit Suisse AG – HSI R Bull CBBC Aug 2018 D	200,000,000	2017/04/03	2018/08/30	50.00
67065	Credit Suisse AG – HSI R Bear CBBC Jul 2017 A	200,000,000	2017/04/03	2017/07/28	50.00
67067	Credit Suisse AG – HSI R Bear CBBC Aug 2017 M	200,000,000	2017/04/03	2017/08/30	50.00
67056	Goldman Sachs SP (Asia) – HSI R Bull CBBC Feb 2018 I	200,000,000	2017/04/03	2018/02/27	50.00
67048	Goldman Sachs SP (Asia) – HSI R Bear CBBC Jul 2017 S	200,000,000	2017/04/03	2017/07/28	50.00
67052	HK Bank – Geely Auto R Bull CBBC Feb 2018 A	40,000,000	2017/04/03	2018/02/12	10.00
67054	HK Bank – HSI R Bear CBBC Dec 2017 I	100,000,000	2017/04/03	2017/12/28	25.00
67050	HK Bank – Tencent R Bull CBBC Feb 2018 A	60,000,000	2017/04/03	2018/02/12	15.00
67087	J P Morgan SP BV – HKEX R Bear CBBC Jan 2018 B	40,000,000	2017/04/03	2018/01/19	10.00
67085	J P Morgan SP BV – HSI R Bull CBBC Mar 2018 G	200,000,000	2017/04/03	2018/03/28	50.00
67100	J P Morgan SP BV – HSI R Bear CBBC Jul 2017 S	200,000,000	2017/04/03	2017/07/28	50.00
67099	J P Morgan SP BV – HSI R Bear CBBC Jul 2017 T	200,000,000	2017/04/03	2017/07/28	50.00
67101	J P Morgan SP BV – HSI R Bear CBBC Jul 2017 U	200,000,000	2017/04/03	2017/07/28	50.00
67102	J P Morgan SP BV – HSI R Bear CBBC Jul 2017 W	200,000,000	2017/04/03	2017/07/28	50.00
67103	J P Morgan SP BV – HSI R Bear CBBC Jul 2017 X	200,000,000	2017/04/03	2017/07/28	50.00
67086	J P Morgan SP BV – Tencent R Bear CBBC Feb 2018 A	40,000,000	2017/04/03	2018/02/15	10.00
67094	SG Issuer – HSI R Bull CBBC Sep 2018 N	200,000,000	2017/04/03	2018/09/27	50.00
67097	SG Issuer – HSI R Bull CBBC Oct 2018 J	200,000,000	2017/04/03	2018/10/30	50.00
67089	SG Issuer – HSI R Bear CBBC Jul 2017 F	200,000,000	2017/04/03	2017/07/28	50.00
67093	SG Issuer – HSI R Bear CBBC Aug 2017 B	200,000,000	2017/04/03	2017/08/30	50.00
67083	UBS AG – HSI R Bull CBBC Sep 2017 A	250,000,000	2017/04/03	2017/09/28	62.50
67069	UBS AG – HSI R Bull CBBC Jan 2018 G	200,000,000	2017/04/03	2018/01/30	50.00
67070	UBS AG – HSI R Bull CBBC Feb 2018 D	200,000,000	2017/04/03	2018/02/27	50.00
67073	UBS AG – HSI R Bear CBBC Jul 2017 K	200,000,000	2017/04/03	2017/07/28	50.00
67084	UBS AG – HSI R Bear CBBC Jul 2017 L	250,000,000	2017/04/03	2017/07/28	62.50
67077	UBS AG – Petrochina R Bull CBBC Dec 2017 B	40,000,000	2017/04/03	2017/12/18	10.00
67082	UBS AG – Tencent R Bull CBBC Feb 2018 A	50,000,000	2017/04/03	2018/02/12	12.50
67111	BNP Paribas Issuance B.V. – HSCEI R Bull CBBC Aug 2018 A	100,000,000	2017/04/05	2018/08/30	25.00
67112	BNP Paribas Issuance B.V. – HSCEI R Bull CBBC Aug 2018 B	100,000,000	2017/04/05	2018/08/30	25.00
67143	Credit Suisse AG – Galaxy Ent R Bull CBBC Jan 2018 B	50,000,000	2017/04/05	2018/01/19	12.50
67139	Credit Suisse AG – HSI R Bull CBBC Feb 2018 R	200,000,000	2017/04/05	2018/02/27	50.00
67136	Credit Suisse AG – HSI R Bear CBBC Aug 2017 N	150,000,000	2017/04/05	2017/08/30	37.50
67146	Credit Suisse AG – Tencent R Bull CBBC Dec 2017 H	50,000,000	2017/04/05	2017/12/29	12.50
67104	Goldman Sachs SP (Asia) – HSI R Bear CBBC Jul 2017 T	200,000,000	2017/04/05	2017/07/28	50.00
67121	Haitong Int'l Sec – HSI R Bull CBBC Jan 2018 D	200,000,000	2017/04/05	2018/01/30	50.20
67118	Haitong Int'l Sec – HSI R Bull CBBC Feb 2018 B	200,000,000	2017/04/05	2018/02/27	50.60
67119	Haitong Int'l Sec – HSI R Bull CBBC Mar 2018 A	200,000,000	2017/04/05	2018/03/28	50.20

MAIN BOARD CALLABLE BULL/BEAR CONTRACTS

Code	Callable Bull/Bear Contracts	No. of issue (units)	Listing date	Expiry	Amount raised (HK\$mil.)
67122	Haitong Int'l Sec – HSI R Bull CBBC Aug 2018 A	200,000,000	2017/04/05	2018/08/30	50.20
67123	Haitong Int'l Sec – HSI R Bear CBBC Jul 2017 B	200,000,000	2017/04/05	2017/07/28	50.00
67129	Haitong Int'l Sec – HSI R Bear CBBC Jul 2017 C	200,000,000	2017/04/05	2017/07/28	50.00
67148	J P Morgan SP BV – Geely Auto R Bull CBBC Mar 2018 A	60,000,000	2017/04/05	2018/03/16	15.00
67152	J P Morgan SP BV – HSI R Bull CBBC Feb 2018 C	200,000,000	2017/04/05	2018/02/27	50.00
67147	J P Morgan SP BV – HSI R Bear CBBC Jul 2017 M	200,000,000	2017/04/05	2017/07/28	50.00
67151	J P Morgan SP BV – HSI R Bear CBBC Jul 2017 N	250,000,000	2017/04/05	2017/07/28	62.50
67150	J P Morgan SP BV – Tencent R Bull CBBC Apr 2018 B	40,000,000	2017/04/05	2018/04/20	10.00
67163	SG Issuer – HSI R Bull CBBC Oct 2018 K	200,000,000	2017/04/05	2018/10/30	50.00
67161	SG Issuer – HSI R Bear CBBC Jul 2017 H	200,000,000	2017/04/05	2017/07/28	50.00
67134	UBS AG – HSI R Bull CBBC Aug 2017 X	250,000,000	2017/04/05	2017/08/30	62.50
67130	UBS AG – HSI R Bear CBBC Jul 2017 M	200,000,000	2017/04/05	2017/07/28	50.00
67177	Credit Suisse AG – China Life R Bull CBBC Dec 2017 B	50,000,000	2017/04/06	2017/12/14	12.50
67175	Credit Suisse AG – HSI R Bull CBBC Aug 2018 E	200,000,000	2017/04/06	2018/08/30	50.00
67174	Credit Suisse AG – HSI R Bear CBBC Aug 2017 O	200,000,000	2017/04/06	2017/08/30	50.00
67172	Goldman Sachs SP (Asia) – HSI R Bull CBBC Feb 2018 J	200,000,000	2017/04/06	2018/02/27	50.00
67194	Goldman Sachs SP (Asia) – HSI R Bear CBBC Jul 2017 U	200,000,000	2017/04/06	2017/07/28	50.00
67167	HK Bank – Galaxy Ent R Bear CBBC Feb 2018 A	40,000,000	2017/04/06	2018/02/12	10.00
67164	HK Bank – HSCEI R Bear CBBC Oct 2017 C	50,000,000	2017/04/06	2017/10/30	12.50
67166	HK Bank – HSI R Bull CBBC Oct 2017 V	100,000,000	2017/04/06	2017/10/30	25.00
67165	HK Bank – HSI R Bull CBBC Nov 2017 W	100,000,000	2017/04/06	2017/11/29	25.00
67168	HK Bank – Sands China R Bear CBBC Apr 2018 B	40,000,000	2017/04/06	2018/04/23	10.00
67171	HK Bank – Tencent R Bull CBBC Apr 2018 A	60,000,000	2017/04/06	2018/04/23	15.00
67190	SG Issuer – HSI R Bull CBBC Sep 2018 O	200,000,000	2017/04/06	2018/09/27	50.00
67191	SG Issuer – HSI R Bull CBBC Oct 2018 L	200,000,000	2017/04/06	2018/10/30	50.00
67179	SG Issuer – HSI R Bear CBBC Jul 2017 J	200,000,000	2017/04/06	2017/07/28	50.00
67186	SG Issuer – HSI R Bear CBBC Aug 2017 C	200,000,000	2017/04/06	2017/08/30	50.00
67206	UBS AG – HSI R Bull CBBC Sep 2017 O	250,000,000	2017/04/06	2017/09/28	62.50
67195	UBS AG – HSI R Bear CBBC Jul 2017 N	250,000,000	2017/04/06	2017/07/28	62.50
67208	BNP Paribas Issuance B.V. – HSCEI R Bear CBBC Feb 2018 E	100,000,000	2017/04/07	2018/02/27	25.00
67228	Credit Suisse AG – HSI R Bull CBBC Mar 2018 A	300,000,000	2017/04/07	2018/03/28	75.00
67246	Credit Suisse AG – HSI R Bear CBBC Aug 2017 P	200,000,000	2017/04/07	2017/08/30	50.00
67229	Credit Suisse AG – Sands China R Bear CBBC Jan 2018 A	50,000,000	2017/04/07	2018/01/26	12.50
67230	Credit Suisse AG – SMIC R Bull CBBC Dec 2017 B	50,000,000	2017/04/07	2017/12/21	12.50
67231	Credit Suisse AG – Tencent R Bull CBBC Jan 2018 H	50,000,000	2017/04/07	2018/01/25	12.50
67207	Goldman Sachs SP (Asia) – HSI R Bull CBBC Aug 2018 A	200,000,000	2017/04/07	2018/08/30	50.00
67255	Goldman Sachs SP (Asia) – HSI R Bear CBBC Jul 2017 V	200,000,000	2017/04/07	2017/07/28	50.00
67213	HK Bank – CUni R Bull CBBC Mar 2018 C	40,000,000	2017/04/07	2018/03/19	10.00
67210	HK Bank – CNOOC R Bull CBBC Mar 2018 B	50,000,000	2017/04/07	2018/03/19	12.50
67212	HK Bank – Sinopec Corp R Bear CBBC Apr 2018 B	40,000,000	2017/04/07	2018/04/30	10.00
67214	HK Bank – HSI R Bear CBBC Oct 2017 N	100,000,000	2017/04/07	2017/10/30	25.00
67220	SG Issuer – CMob R Bear CBBC Sep 2017 B	100,000,000	2017/04/07	2017/09/28	25.00
67218	SG Issuer – China Life R Bear CBBC Sep 2017 D	40,000,000	2017/04/07	2017/09/28	10.00
67261	SG Issuer – HSI R Bull CBBC Sep 2018 P	200,000,000	2017/04/07	2018/09/27	50.00
67258	SG Issuer – HSI R Bear CBBC Jul 2017 B	200,000,000	2017/04/07	2017/07/28	50.00

MAIN BOARD CALLABLE BULL/BEAR CONTRACTS

Code	Callable Bull/Bear Contracts	No. of issue (units)	Listing date	Expiry	Amount raised (HK\$mil.)
67259	SG Issuer – HSI R Bear CBBC Aug 2017 D	200,000,000	2017/04/07	2017/08/30	50.00
67226	SG Issuer – Tencent R Bull CBBC Jan 2018 H	100,000,000	2017/04/07	2018/01/30	25.00
67251	UBS AG – HSI R Bear CBBC Jul 2017 O	200,000,000	2017/04/07	2017/07/28	50.00
67282	Credit Suisse AG – HSCEI R Bear CBBC Sep 2017 B	100,000,000	2017/04/10	2017/09/28	25.00
67274	Credit Suisse AG – HSI R Bull CBBC Aug 2018 F	200,000,000	2017/04/10	2018/08/30	50.00
67276	Credit Suisse AG – HSI R Bear CBBC Aug 2017 Q	200,000,000	2017/04/10	2017/08/30	50.00
67281	Credit Suisse AG – HSI R Bear CBBC Aug 2017 R	200,000,000	2017/04/10	2017/08/30	50.00
67273	Goldman Sachs SP (Asia) – HSI R Bull CBBC Aug 2018 B	200,000,000	2017/04/10	2018/08/30	50.00
67296	Goldman Sachs SP (Asia) – HSI R Bear CBBC Jul 2017 W	200,000,000	2017/04/10	2017/07/28	50.00
67269	HK Bank – Sinopec Corp R Bull CBBC Mar 2018 A	50,000,000	2017/04/10	2018/03/19	12.50
67262	HK Bank – HSI R Bear CBBC Oct 2017 O	100,000,000	2017/04/10	2017/10/30	25.00
67266	HK Bank – SMIC R Bull CBBC Mar 2018 B	40,000,000	2017/04/10	2018/03/19	10.00
67271	HK Bank – SMIC R Bull CBBC Apr 2018 A	40,000,000	2017/04/10	2018/04/16	10.00
67302	SG Issuer – HSI R Bull CBBC Sep 2018 Q	200,000,000	2017/04/10	2018/09/27	50.00
67308	SG Issuer – HSI R Bull CBBC Oct 2018 M	200,000,000	2017/04/10	2018/10/30	50.00
67299	SG Issuer – HSI R Bear CBBC Jul 2017 C	200,000,000	2017/04/10	2017/07/28	50.00
67300	SG Issuer – HSI R Bear CBBC Aug 2017 K	200,000,000	2017/04/10	2017/08/30	50.00
67289	UBS AG – HSI R Bull CBBC Aug 2018 A	200,000,000	2017/04/10	2018/08/30	50.00
67292	UBS AG – HSI R Bear CBBC Jul 2017 P	250,000,000	2017/04/10	2017/07/28	62.50
67294	UBS AG – HSI R Bear CBBC Jul 2017 Q	250,000,000	2017/04/10	2017/07/28	62.50
67314	BNP Paribas Issuance B.V. – HSI R Bear CBBC Feb 2018 R	250,000,000	2017/04/11	2018/02/27	62.50
67369	Credit Suisse AG – CUni R Bull CBBC Nov 2017 C	50,000,000	2017/04/11	2017/11/30	12.50
67362	Credit Suisse AG – HSI R Bull CBBC Feb 2018 S	150,000,000	2017/04/11	2018/02/27	37.50
67360	Credit Suisse AG – HSI R Bear CBBC Aug 2017 S	200,000,000	2017/04/11	2017/08/30	50.00
67345	Goldman Sachs SP (Asia) – HSI R Bull CBBC Aug 2018 C	200,000,000	2017/04/11	2018/08/30	50.00
67347	Goldman Sachs SP (Asia) – HSI R Bear CBBC Jul 2017 X	200,000,000	2017/04/11	2017/07/28	50.00
67327	HK Bank – BOC HK R Bull CBBC Mar 2018 A	40,000,000	2017/04/11	2018/03/12	10.00
67331	HK Bank – China Life R Bear CBBC Mar 2018 B	40,000,000	2017/04/11	2018/03/12	10.00
67326	HK Bank – HKEX R Bull CBBC Mar 2018 C	50,000,000	2017/04/11	2018/03/12	12.50
67321	HK Bank – HSI R Bear CBBC Nov 2017 J	100,000,000	2017/04/11	2017/11/29	25.00
67323	HK Bank – Tencent R Bull CBBC Mar 2018 I	60,000,000	2017/04/11	2018/03/12	15.00
67316	Macquarie Bank Ltd. – HSI R Bull CBBC Apr 2018 C	40,000,000	2017/04/11	2018/04/27	10.00
67319	Macquarie Bank Ltd. – HSI R Bull CBBC Apr 2018 D	40,000,000	2017/04/11	2018/04/27	10.00
67320	Macquarie Bank Ltd. – HSI R Bear CBBC Apr 2018 A	40,000,000	2017/04/11	2018/04/27	10.00
67357	SG Issuer – HSI R Bull CBBC Sep 2018 R	200,000,000	2017/04/11	2018/09/27	50.00
67359	SG Issuer – HSI R Bull CBBC Oct 2018 N	200,000,000	2017/04/11	2018/10/30	50.00
67355	SG Issuer – HSI R Bear CBBC Aug 2017 N	200,000,000	2017/04/11	2017/08/30	50.00
67343	UBS AG – HSI R Bull CBBC Dec 2017 R	250,000,000	2017/04/11	2017/12/28	62.50
67336	UBS AG – HSI R Bear CBBC Jul 2017 R	250,000,000	2017/04/11	2017/07/28	62.50
67422	BNP Paribas Issuance B.V. – HSI R Bull CBBC Aug 2018 M	250,000,000	2017/04/12	2018/08/30	62.50
67423	BNP Paribas Issuance B.V. – HSI R Bull CBBC Aug 2018 N	250,000,000	2017/04/12	2018/08/30	62.50
67424	BNP Paribas Issuance B.V. – HSI R Bull CBBC Aug 2018 O	250,000,000	2017/04/12	2018/08/30	62.50
67371	BNP Paribas Issuance B.V. – HSI R Bear CBBC Feb 2018 S	250,000,000	2017/04/12	2018/02/27	62.50
67427	BNP Paribas Issuance B.V. – HSI R Bear CBBC Feb 2018 T	250,000,000	2017/04/12	2018/02/27	62.50
67428	BNP Paribas Issuance B.V. – HSI R Bear CBBC Feb 2018 U	250,000,000	2017/04/12	2018/02/27	62.50

MAIN BOARD CALLABLE BULL/BEAR CONTRACTS

Code	Callable Bull/Bear Contracts	No. of issue (units)	Listing date	Expiry	Amount raised (HK\$mil.)
67391	Credit Suisse AG – HSI R Bull CBBC Aug 2018 G	200,000,000	2017/04/12	2018/08/30	50.00
67388	Credit Suisse AG – HSI R Bear CBBC Aug 2017 T	200,000,000	2017/04/12	2017/08/30	50.00
67382	Bank of East Asia – HKEX R Bull CBBC Dec 2017 E	40,000,000	2017/04/12	2017/12/28	10.00
67378	Bank of East Asia – Tencent R Bull CBBC Dec 2017 J	40,000,000	2017/04/12	2017/12/28	10.00
67381	Bank of East Asia – Tencent R Bull CBBC Dec 2017 K	40,000,000	2017/04/12	2017/12/28	10.00
67429	Goldman Sachs SP (Asia) – HSI R Bull CBBC Aug 2018 D	200,000,000	2017/04/12	2018/08/30	50.00
67397	HK Bank – CSOP A50 ETF R Bull CBBC Mar 2018 A	50,000,000	2017/04/12	2018/03/19	12.50
67408	HK Bank – A50 R Bull CBBC Mar 2018 A	50,000,000	2017/04/12	2018/03/19	12.50
67396	HK Bank – Galaxy Ent R Bull CBBC Mar 2018 C	80,000,000	2017/04/12	2018/03/12	20.00
67395	HK Bank – Tencent R Bull CBBC Mar 2018 J	60,000,000	2017/04/12	2018/03/19	15.00
67432	J P Morgan SP BV – HSI R Bull CBBC Mar 2018 H	200,000,000	2017/04/12	2018/03/28	50.00
67433	J P Morgan SP BV – HSI R Bull CBBC Apr 2018 D	200,000,000	2017/04/12	2018/04/27	50.00
67377	J P Morgan SP BV – HSI R Bear CBBC Jul 2017 O	200,000,000	2017/04/12	2017/07/28	50.00
67434	J P Morgan SP BV – Tencent R Bear CBBC Dec 2017 D	40,000,000	2017/04/12	2017/12/15	10.00
67385	Macquarie Bank Ltd. – Tencent R Bull CBBC Oct 2017 B	40,000,000	2017/04/12	2017/10/31	10.00
67386	Macquarie Bank Ltd. – Tencent R Bull CBBC Nov 2017 B	28,000,000	2017/04/12	2017/11/30	10.11
67430	SG Issuer – HSI R Bull CBBC Sep 2018 S	200,000,000	2017/04/12	2018/09/27	50.00
67431	SG Issuer – HSI R Bull CBBC Oct 2018 O	200,000,000	2017/04/12	2018/10/30	50.00
67409	UBS AG – HSI R Bull CBBC Sep 2017 X	200,000,000	2017/04/12	2017/09/28	50.00
67421	UBS AG – HSI R Bull CBBC Aug 2018 B	250,000,000	2017/04/12	2018/08/30	62.50
67420	UBS AG – HSI R Bear CBBC Jul 2017 S	200,000,000	2017/04/12	2017/07/28	50.00
67417	UBS AG – Petrochina R Bull CBBC Oct 2017 D	40,000,000	2017/04/12	2017/10/09	10.00
67435	BNP Paribas Issuance B.V. – HSI R Bear CBBC Feb 2018 V	250,000,000	2017/04/13	2018/02/27	62.50
67437	BNP Paribas Issuance B.V. – HSI R Bear CBBC Feb 2018 W	250,000,000	2017/04/13	2018/02/27	62.50
67448	Credit Suisse AG – Geely Auto R Bear CBBC Dec 2017 E	50,000,000	2017/04/13	2017/12/15	12.50
67446	Credit Suisse AG – HSI R Bull CBBC Mar 2018 B	200,000,000	2017/04/13	2018/03/28	50.00
67444	Credit Suisse AG – HSI R Bull CBBC Aug 2018 H	200,000,000	2017/04/13	2018/08/30	50.00
67449	Credit Suisse AG – HSI R Bear CBBC Aug 2017 U	300,000,000	2017/04/13	2017/08/30	75.00
67455	Goldman Sachs SP (Asia) – HSI R Bear CBBC Jul 2017 Y	200,000,000	2017/04/13	2017/07/28	50.00
67456	Goldman Sachs SP (Asia) – HSI R Bear CBBC Aug 2017 C	200,000,000	2017/04/13	2017/08/30	50.00
67438	HK Bank – Geely Auto R Bear CBBC Mar 2018 F	40,000,000	2017/04/13	2018/03/19	10.00
67443	HK Bank – Sands China R Bull CBBC Apr 2018 A	80,000,000	2017/04/13	2018/04/16	20.00
67442	HK Bank – Tencent R Bull CBBC Mar 2018 K	60,000,000	2017/04/13	2018/03/19	15.00
67453	J P Morgan SP BV – HSI R Bull CBBC Feb 2018 F	200,000,000	2017/04/13	2018/02/27	50.00
67454	J P Morgan SP BV – HSI R Bear CBBC Jul 2017 Q	200,000,000	2017/04/13	2017/07/28	50.00
67462	SG Issuer – HSI R Bull CBBC Oct 2018 P	200,000,000	2017/04/13	2018/10/30	50.00
67460	SG Issuer – HSI R Bear CBBC Jul 2017 D	200,000,000	2017/04/13	2017/07/28	50.00
67450	UBS AG – HSI R Bull CBBC Sep 2017 A	250,000,000	2017/04/13	2017/09/28	62.50
67451	UBS AG – HSI R Bear CBBC Jul 2017 T	250,000,000	2017/04/13	2017/07/28	62.50
67470	BNP Paribas Issuance B.V. – HSCEI R Bull CBBC Aug 2018 C	100,000,000	2017/04/18	2018/08/30	25.00
67466	BNP Paribas Issuance B.V. – HSI R Bull CBBC Aug 2018 P	250,000,000	2017/04/18	2018/08/30	62.50
67468	BNP Paribas Issuance B.V. – HSI R Bull CBBC Aug 2018 Q	250,000,000	2017/04/18	2018/08/30	62.50
67501	Credit Suisse AG – HSI R Bull CBBC Aug 2018 I	200,000,000	2017/04/18	2018/08/30	50.00
67506	Credit Suisse AG – HSI R Bull CBBC Aug 2018 J	200,000,000	2017/04/18	2018/08/30	50.00
67513	Credit Suisse AG – HSI R Bull CBBC Aug 2018 K	200,000,000	2017/04/18	2018/08/30	50.00

MAIN BOARD CALLABLE BULL/BEAR CONTRACTS

Code	Callable Bull/Bear Contracts	No. of issue (units)	Listing date	Expiry	Amount raised (HK\$mil.)
67509	Credit Suisse AG – HSI R Bear CBBC Aug 2017 V	200,000,000	2017/04/18	2017/08/30	50.00
67515	Credit Suisse AG – HSI R Bear CBBC Sep 2017 C	200,000,000	2017/04/18	2017/09/28	50.00
67483	Bank of East Asia – China Mobile R Bull CBBC Apr 2018 A	40,000,000	2017/04/18	2018/04/06	10.00
67486	Bank of East Asia – Sinopec Corp R Bull CBBC Apr 2018 A	40,000,000	2017/04/18	2018/04/06	10.00
67484	Bank of East Asia – SMIC R Bull CBBC Apr 2018 A	25,000,000	2017/04/18	2018/04/06	10.00
67480	Bank of East Asia – Tencent R Bull CBBC Apr 2018 A	40,000,000	2017/04/18	2018/04/06	10.00
67472	Goldman Sachs SP (Asia) – HSI R Bull CBBC Jan 2018 A	200,000,000	2017/04/18	2018/01/30	50.00
67474	Goldman Sachs SP (Asia) – HSI R Bull CBBC Aug 2018 E	200,000,000	2017/04/18	2018/08/30	50.00
67493	Goldman Sachs SP (Asia) – HSI R Bear CBBC Jul 2017 Z	200,000,000	2017/04/18	2017/07/28	50.00
67476	HK Bank – CUni R Bear CBBC Mar 2018 B	40,000,000	2017/04/18	2018/03/12	10.00
67477	HK Bank – CUni R Bear CBBC Apr 2018 A	40,000,000	2017/04/18	2018/04/09	10.00
67478	HK Bank – HSCEI R Bear CBBC Jan 2018 A	50,000,000	2017/04/18	2018/01/30	12.50
67536	J P Morgan SP BV – HSI R Bull CBBC Mar 2018 I	200,000,000	2017/04/18	2018/03/28	50.00
67537	J P Morgan SP BV – HSI R Bear CBBC Jul 2017 A	200,000,000	2017/04/18	2017/07/28	50.00
67534	J P Morgan SP BV – HSI R Bear CBBC Jul 2017 V	200,000,000	2017/04/18	2017/07/28	50.00
67526	Macquarie Bank Ltd. – HSI R Bear CBBC May 2018 A	40,000,000	2017/04/18	2018/05/30	10.00
67527	Macquarie Bank Ltd. – HSI R Bear CBBC May 2018 B	40,000,000	2017/04/18	2018/05/30	10.00
67519	Macquarie Bank Ltd. – Ping An R Bull CBBC Apr 2018 A	40,000,000	2017/04/18	2018/04/27	10.00
67520	Macquarie Bank Ltd. – Ping An R Bear CBBC Apr 2018 A	40,000,000	2017/04/18	2018/04/27	10.00
67542	SG Issuer – HSI R Bull CBBC Sep 2018 T	200,000,000	2017/04/18	2018/09/27	50.00
67541	SG Issuer – HSI R Bear CBBC Aug 2017 O	200,000,000	2017/04/18	2017/08/30	50.00
67491	UBS AG – HSCEI R Bear CBBC Jul 2017 A	100,000,000	2017/04/18	2017/07/28	25.00
67489	UBS AG – HSI R Bull CBBC Jan 2018 H	250,000,000	2017/04/18	2018/01/30	62.50
67490	UBS AG – HSI R Bull CBBC Aug 2018 C	200,000,000	2017/04/18	2018/08/30	50.00
67530	UBS AG – HSI R Bear CBBC Jul 2017 U	200,000,000	2017/04/18	2017/07/28	50.00
67492	UBS AG – Sands China R Bull CBBC Feb 2018 A	40,000,000	2017/04/18	2018/02/26	10.00
67561	Credit Suisse AG – Geely Auto R Bear CBBC Dec 2017 F	50,000,000	2017/04/19	2017/12/28	12.50
67560	Credit Suisse AG – HSI R Bull CBBC Mar 2018 C	200,000,000	2017/04/19	2018/03/28	50.00
67558	Credit Suisse AG – HSI R Bear CBBC Aug 2018 A	200,000,000	2017/04/19	2018/08/30	50.00
67548	Goldman Sachs SP (Asia) – HSI R Bull CBBC Aug 2018 F	200,000,000	2017/04/19	2018/08/30	50.00
67546	HK Bank – Geely Auto R Bear CBBC Mar 2018 G	40,000,000	2017/04/19	2018/03/26	10.00
67545	HK Bank – HSI R Bull CBBC Dec 2017 M	100,000,000	2017/04/19	2017/12/28	25.00
67543	HK Bank – HSI R Bull CBBC Jan 2018 A	100,000,000	2017/04/19	2018/01/30	25.00
67544	HK Bank – HSI R Bull CBBC Jan 2018 B	100,000,000	2017/04/19	2018/01/30	25.00
67563	J P Morgan SP BV – HSI R Bull CBBC Feb 2018 G	200,000,000	2017/04/19	2018/02/27	50.00
67562	J P Morgan SP BV – HSI R Bear CBBC Jul 2017 B	200,000,000	2017/04/19	2017/07/28	50.00
67565	J P Morgan SP BV – Tencent R Bull CBBC Mar 2018 A	40,000,000	2017/04/19	2018/03/16	10.00
67570	SG Issuer – HSI R Bull CBBC Sep 2018 U	200,000,000	2017/04/19	2018/09/27	50.00
67575	SG Issuer – HSI R Bull CBBC Oct 2018 Q	200,000,000	2017/04/19	2018/10/30	50.00
67567	SG Issuer – HSI R Bear CBBC Jul 2017 K	200,000,000	2017/04/19	2017/07/28	50.00
67556	UBS AG – HSI R Bull CBBC Aug 2018 D	200,000,000	2017/04/19	2018/08/30	50.00
67552	UBS AG – HSI R Bear CBBC Jul 2017 V	250,000,000	2017/04/19	2017/07/28	62.50
67588	BNP Paribas Issuance B.V. – HSI R Bear CBBC Feb 2018 L	250,000,000	2017/04/20	2018/02/27	62.50
67587	BNP Paribas Issuance B.V. – HSI R Bear CBBC Feb 2018 M	250,000,000	2017/04/20	2018/02/27	62.50
67606	Credit Suisse AG – HSCEI R Bear CBBC Oct 2017 A	100,000,000	2017/04/20	2017/10/30	25.00

MAIN BOARD CALLABLE BULL/BEAR CONTRACTS

Code	Callable Bull/Bear Contracts	No. of issue (units)	Listing date	Expiry	Amount raised (HK\$mil.)
67602	Credit Suisse AG – HSI R Bull CBBC Feb 2018 T	150,000,000	2017/04/20	2018/02/27	37.50
67604	Credit Suisse AG – HSI R Bear CBBC Aug 2017 W	200,000,000	2017/04/20	2017/08/30	50.00
67607	Credit Suisse AG – Ping An R Bull CBBC Jan 2018 B	50,000,000	2017/04/20	2018/01/12	12.50
67586	Goldman Sachs SP (Asia) – HSI R Bull CBBC Jan 2018 E	200,000,000	2017/04/20	2018/01/30	50.00
67617	Goldman Sachs SP (Asia) – HSI R Bull CBBC Aug 2018 G	200,000,000	2017/04/20	2018/08/30	50.00
67615	Goldman Sachs SP (Asia) – HSI R Bear CBBC Jul 2017 E	200,000,000	2017/04/20	2017/07/28	50.00
67590	HK Bank – Geely Auto R Bear CBBC Mar 2018 H	40,000,000	2017/04/20	2018/03/26	10.00
67592	HK Bank – HSI R Bear CBBC Jan 2018 A	100,000,000	2017/04/20	2018/01/30	25.00
67594	HK Bank – HSI R Bear CBBC Jan 2018 B	100,000,000	2017/04/20	2018/01/30	25.00
67595	HK Bank – HSI R Bear CBBC Jan 2018 C	100,000,000	2017/04/20	2018/01/30	25.00
67591	HK Bank – WH Group R Bull CBBC Apr 2018 A	40,000,000	2017/04/20	2018/04/16	10.00
67578	Haitong Int'l Sec – HSI R Bull CBBC Nov 2017 I	200,000,000	2017/04/20	2017/11/29	50.20
67576	Haitong Int'l Sec – HSI R Bull CBBC Dec 2017 Q	200,000,000	2017/04/20	2017/12/28	50.40
67582	Haitong Int'l Sec – HSI R Bull CBBC Mar 2018 B	200,000,000	2017/04/20	2018/03/28	50.40
67580	Haitong Int'l Sec – HSI R Bull CBBC Aug 2018 B	200,000,000	2017/04/20	2018/08/30	51.00
67583	Haitong Int'l Sec – HSI R Bear CBBC Jul 2017 D	200,000,000	2017/04/20	2017/07/28	50.00
67585	Haitong Int'l Sec – HSI R Bear CBBC Jul 2017 E	200,000,000	2017/04/20	2017/07/28	50.00
67612	J P Morgan SP BV – HSI R Bull CBBC Jan 2018 C	200,000,000	2017/04/20	2018/01/30	50.00
67613	J P Morgan SP BV – HSI R Bear CBBC Jul 2017 T	200,000,000	2017/04/20	2017/07/28	50.00
67624	SG Issuer – HSI R Bull CBBC Sep 2018 V	200,000,000	2017/04/20	2018/09/27	50.00
67625	SG Issuer – HSI R Bull CBBC Oct 2018 R	200,000,000	2017/04/20	2018/10/30	50.00
67621	SG Issuer – HSI R Bear CBBC Jul 2017 Y	200,000,000	2017/04/20	2017/07/28	50.00
67623	SG Issuer – HSI R Bear CBBC Aug 2017 L	200,000,000	2017/04/20	2017/08/30	50.00
67619	UBS AG – HSI R Bull CBBC Sep 2017 O	200,000,000	2017/04/20	2017/09/28	50.00
67618	UBS AG – HSI R Bull CBBC Dec 2017 R	250,000,000	2017/04/20	2017/12/28	62.50
67620	UBS AG – HSI R Bear CBBC Jul 2017 W	200,000,000	2017/04/20	2017/07/28	50.00
67645	Credit Suisse AG – HSI R Bull CBBC Feb 2018 U	200,000,000	2017/04/21	2018/02/27	50.00
67647	Credit Suisse AG – HSI R Bull CBBC Aug 2018 L	200,000,000	2017/04/21	2018/08/30	50.00
67649	Credit Suisse AG – HSI R Bear CBBC Aug 2017 X	200,000,000	2017/04/21	2017/08/30	50.00
67648	Credit Suisse AG – Tencent R Bull CBBC Dec 2017 I	50,000,000	2017/04/21	2017/12/21	12.50
67706	Goldman Sachs SP (Asia) – HSI R Bull CBBC Aug 2018 H	200,000,000	2017/04/21	2018/08/30	50.00
67709	Goldman Sachs SP (Asia) – HSI R Bull CBBC Aug 2018 I	200,000,000	2017/04/21	2018/08/30	50.00
67638	HK Bank – PetCh R Bull CBBC Mar 2018 A	50,000,000	2017/04/21	2018/03/26	12.50
67630	HK Bank – PetCh R Bull CBBC Apr 2018 A	50,000,000	2017/04/21	2018/04/23	12.50
67626	HK Bank – Ping An R Bull CBBC Mar 2018 A	60,000,000	2017/04/21	2018/03/26	15.00
67629	HK Bank – Ping An R Bear CBBC Apr 2018 A	40,000,000	2017/04/21	2018/04/23	10.00
67699	J P Morgan SP BV – Geely Auto R Bull CBBC Mar 2018 B	40,000,000	2017/04/21	2018/03/16	10.00
67658	J P Morgan SP BV – HSI R Bull CBBC Mar 2018 J	200,000,000	2017/04/21	2018/03/28	50.00
67657	J P Morgan SP BV – HSI R Bull CBBC Apr 2018 E	200,000,000	2017/04/21	2018/04/27	50.00
67656	J P Morgan SP BV – HSI R Bear CBBC Jul 2017 M	200,000,000	2017/04/21	2017/07/28	50.00
67677	J P Morgan SP BV – HSI R Bear CBBC Jul 2017 O	200,000,000	2017/04/21	2017/07/28	50.00
67676	J P Morgan SP BV – HSI R Bear CBBC Jul 2017 S	200,000,000	2017/04/21	2017/07/28	50.00
67685	J P Morgan SP BV – Tencent R Bull CBBC Feb 2018 C	40,000,000	2017/04/21	2018/02/15	10.00
67683	J P Morgan SP BV – Tencent R Bull CBBC Mar 2018 B	40,000,000	2017/04/21	2018/03/16	10.00
67644	Macquarie Bank Ltd. – HSBC R Bull CBBC Apr 2018 A	60,000,000	2017/04/21	2018/04/27	15.00

MAIN BOARD CALLABLE BULL/BEAR CONTRACTS

Code	Callable Bull/Bear Contracts	No. of issue (units)	Listing date	Expiry	Amount raised (HK\$mil.)
67640	SG Issuer – CCB R Bull CBBC Feb 2018 A	40,000,000	2017/04/21	2018/02/27	10.00
67710	SG Issuer – HSI R Bull CBBC Sep 2018 W	200,000,000	2017/04/21	2018/09/27	50.00
67713	SG Issuer – HSI R Bull CBBC Oct 2018 S	200,000,000	2017/04/21	2018/10/30	50.00
67641	SG Issuer – Sands R Bull CBBC Mar 2018 B	100,000,000	2017/04/21	2018/03/28	25.00
67643	SG Issuer – Tencent R Bull CBBC Feb 2018 A	100,000,000	2017/04/21	2018/02/27	25.00
67651	UBS AG – HSI R Bull CBBC Aug 2018 E	250,000,000	2017/04/21	2018/08/30	62.50
67654	UBS AG – HSI R Bear CBBC Jul 2017 X	250,000,000	2017/04/21	2017/07/28	62.50
67655	UBS AG – HSI R Bear CBBC Jul 2017 Y	250,000,000	2017/04/21	2017/07/28	62.50
67653	UBS AG – Tencent R Bull CBBC Dec 2017 B	50,000,000	2017/04/21	2017/12/11	12.50
67715	BNP Paribas Issuance B.V. – HSI R Bull CBBC Aug 2018 R	250,000,000	2017/04/24	2018/08/30	62.50
67716	BNP Paribas Issuance B.V. – HSI R Bull CBBC Aug 2018 S	250,000,000	2017/04/24	2018/08/30	62.50
67725	Credit Suisse AG – HSI R Bull CBBC Jan 2018 L	300,000,000	2017/04/24	2018/01/30	75.00
67729	Credit Suisse AG – HSI R Bear CBBC Aug 2017 Y	200,000,000	2017/04/24	2017/08/30	50.00
67726	Credit Suisse AG – Tencent R Bull CBBC Jan 2018 I	50,000,000	2017/04/24	2018/01/17	12.50
67744	Goldman Sachs SP (Asia) – HSI R Bear CBBC Jul 2017 I	200,000,000	2017/04/24	2017/07/28	50.00
67721	HK Bank – SHK Ppt R Bull CBBC Apr 2018 B	40,000,000	2017/04/24	2018/04/30	10.00
67722	HK Bank – SHK Ppt R Bear CBBC Jul 2018 A	40,000,000	2017/04/24	2018/07/16	10.00
67717	HK Bank – Tencent R Bull CBBC Apr 2018 B	60,000,000	2017/04/24	2018/04/09	15.00
67723	HK Bank – Tencent R Bull CBBC Apr 2018 C	60,000,000	2017/04/24	2018/04/16	15.00
67720	HK Bank – Tencent R Bear CBBC Jul 2018 A	50,000,000	2017/04/24	2018/07/16	20.00
67731	J P Morgan SP BV – HSI R Bull CBBC Feb 2018 H	200,000,000	2017/04/24	2018/02/27	50.00
67732	J P Morgan SP BV – HSI R Bear CBBC Aug 2017 B	200,000,000	2017/04/24	2017/08/30	50.00
67735	J P Morgan SP BV – Tencent R Bull CBBC Apr 2018 C	40,000,000	2017/04/24	2018/04/20	10.00
67740	SG Issuer – HSI R Bull CBBC Sep 2018 X	200,000,000	2017/04/24	2018/09/27	50.00
67737	SG Issuer – HSI R Bear CBBC Jul 2017 L	200,000,000	2017/04/24	2017/07/28	50.00
67747	UBS AG – HSI R Bull CBBC Feb 2018 E	200,000,000	2017/04/24	2018/02/27	50.00
67746	UBS AG – HSI R Bull CBBC Aug 2018 F	250,000,000	2017/04/24	2018/08/30	62.50
67755	UBS AG – HSI R Bear CBBC Jul 2017 Z	200,000,000	2017/04/24	2017/07/28	50.00
67750	UBS AG – Tencent R Bull CBBC Nov 2017 F	50,000,000	2017/04/24	2017/11/27	12.50
67751	UBS AG – Tencent R Bull CBBC Dec 2017 C	50,000,000	2017/04/24	2017/12/18	12.50
67762	BNP Paribas Issuance B.V. – HSCEI R Bull CBBC Aug 2018 D	100,000,000	2017/04/25	2018/08/30	25.00
67757	BNP Paribas Issuance B.V. – HSI R Bull CBBC Aug 2018 T	250,000,000	2017/04/25	2018/08/30	62.50
67775	BNP Paribas Issuance B.V. – HSI R Bull CBBC Aug 2018 U	250,000,000	2017/04/25	2018/08/30	62.50
67811	BNP Paribas Issuance B.V. – HSI R Bull CBBC Aug 2018 V	250,000,000	2017/04/25	2018/08/30	62.50
67786	Credit Suisse AG – China Life R Bear CBBC Dec 2017 B	50,000,000	2017/04/25	2017/12/15	12.50
67783	Credit Suisse AG – HKEX R Bear CBBC Dec 2017 B	50,000,000	2017/04/25	2017/12/08	12.50
67781	Credit Suisse AG – HSI R Bull CBBC Aug 2018 M	200,000,000	2017/04/25	2018/08/30	50.00
67789	Credit Suisse AG – HSI R Bull CBBC Aug 2018 N	200,000,000	2017/04/25	2018/08/30	50.00
67802	Credit Suisse AG – HSI R Bull CBBC Aug 2018 O	200,000,000	2017/04/25	2018/08/30	50.00
67798	Credit Suisse AG – HSI R Bear CBBC Aug 2017 A	200,000,000	2017/04/25	2017/08/30	50.00
67796	Credit Suisse AG – HSI R Bear CBBC Aug 2017 Z	200,000,000	2017/04/25	2017/08/30	50.00
67773	Bank of East Asia – Galaxy Ent R Bull CBBC Apr 2018 A	18,000,000	2017/04/25	2018/04/18	10.08
67770	Bank of East Asia – Tencent R Bull CBBC Apr 2018 B	40,000,000	2017/04/25	2018/04/18	10.00
67774	Bank of East Asia – Tencent R Bull CBBC Apr 2018 C	40,000,000	2017/04/25	2018/04/18	10.00
67766	Goldman Sachs SP (Asia) – HSI R Bull CBBC Aug 2018 J	200,000,000	2017/04/25	2018/08/30	50.00

MAIN BOARD CALLABLE BULL/BEAR CONTRACTS

Code	Callable Bull/Bear Contracts	No. of issue (units)	Listing date	Expiry	Amount raised (HK\$mil.)
67829	Goldman Sachs SP (Asia) – HSI R Bear CBBC Jul 2017 A	200,000,000	2017/04/25	2017/07/28	50.00
67825	Goldman Sachs SP (Asia) – HSI R Bear CBBC Jul 2017 F	200,000,000	2017/04/25	2017/07/28	50.00
67826	Goldman Sachs SP (Asia) – HSI R Bear CBBC Jul 2017 J	200,000,000	2017/04/25	2017/07/28	50.00
67764	HK Bank – HKEX R Bear CBBC Mar 2018 D	40,000,000	2017/04/25	2018/03/26	10.00
67763	HK Bank – Link REIT R Bull CBBC Mar 2018 A	40,000,000	2017/04/25	2018/03/26	10.00
67842	J P Morgan SP BV – HSI R Bull CBBC Mar 2018 K	200,000,000	2017/04/25	2018/03/28	50.00
67844	J P Morgan SP BV – HSI R Bull CBBC Apr 2018 F	200,000,000	2017/04/25	2018/04/27	50.00
67848	J P Morgan SP BV – HSI R Bear CBBC Jul 2017 Q	200,000,000	2017/04/25	2017/07/28	50.00
67850	J P Morgan SP BV – HSI R Bear CBBC Jul 2017 V	200,000,000	2017/04/25	2017/07/28	50.00
67846	J P Morgan SP BV – Tencent R Bear CBBC Apr 2018 C	40,000,000	2017/04/25	2018/04/20	10.00
67839	SG Issuer – HSI R Bull CBBC Aug 2018 O	200,000,000	2017/04/25	2018/08/30	50.00
67840	SG Issuer – HSI R Bull CBBC Oct 2018 T	200,000,000	2017/04/25	2018/10/30	50.00
67832	SG Issuer – HSI R Bear CBBC Jul 2017 M	200,000,000	2017/04/25	2017/07/28	50.00
67835	SG Issuer – HSI R Bear CBBC Aug 2017 J	200,000,000	2017/04/25	2017/08/30	50.00
67836	SG Issuer – HSI R Bear CBBC Aug 2017 M	200,000,000	2017/04/25	2017/08/30	50.00
67821	UBS AG – HSI R Bull CBBC Nov 2017 L	200,000,000	2017/04/25	2017/11/29	50.00
67817	UBS AG – HSI R Bull CBBC Jan 2018 I	200,000,000	2017/04/25	2018/01/30	50.00
67814	UBS AG – HSI R Bull CBBC Aug 2018 G	250,000,000	2017/04/25	2018/08/30	62.50
67818	UBS AG – HSI R Bull CBBC Sep 2018 A	200,000,000	2017/04/25	2018/09/27	50.00
67822	UBS AG – HSI R Bear CBBC Jul 2017 C	200,000,000	2017/04/25	2017/07/28	50.00
67823	UBS AG – HSI R Bear CBBC Jul 2017 D	250,000,000	2017/04/25	2017/07/28	62.50
67824	UBS AG – HSI R Bear CBBC Jul 2017 G	200,000,000	2017/04/25	2017/07/28	50.00
67867	BNP Paribas Issuance B.V. – HSCEI R Bull CBBC Aug 2018 E	100,000,000	2017/04/26	2018/08/30	25.00
67865	BNP Paribas Issuance B.V. – HSCEI R Bear CBBC Feb 2018 F	100,000,000	2017/04/26	2018/02/27	25.00
67864	BNP Paribas Issuance B.V. – HSI R Bull CBBC Aug 2018 W	250,000,000	2017/04/26	2018/08/30	62.50
67861	BNP Paribas Issuance B.V. – HSI R Bear CBBC Feb 2018 C	250,000,000	2017/04/26	2018/02/27	62.50
67862	BNP Paribas Issuance B.V. – HSI R Bear CBBC Feb 2018 P	250,000,000	2017/04/26	2018/02/27	62.50
67885	BNP Paribas Issuance B.V. – HSI R Bear CBBC Feb 2018 Q	250,000,000	2017/04/26	2018/02/27	62.50
67886	BNP Paribas Issuance B.V. – HSI R Bear CBBC Feb 2018 R	250,000,000	2017/04/26	2018/02/27	62.50
67925	Credit Suisse AG – BOCL R Bull CBBC Feb 2018 A	50,000,000	2017/04/26	2018/02/22	12.50
67902	Credit Suisse AG – HSI R Bull CBBC Feb 2018 V	200,000,000	2017/04/26	2018/02/27	50.00
67913	Credit Suisse AG – HSI R Bull CBBC Feb 2018 W	150,000,000	2017/04/26	2018/02/27	37.50
67914	Credit Suisse AG – HSI R Bear CBBC Aug 2017 B	200,000,000	2017/04/26	2017/08/30	50.00
67923	Credit Suisse AG – HSI R Bear CBBC Aug 2017 C	150,000,000	2017/04/26	2017/08/30	37.50
67918	Credit Suisse AG – HSI R Bear CBBC Sep 2017 D	200,000,000	2017/04/26	2017/09/28	50.00
67859	Goldman Sachs SP (Asia) – HSI R Bull CBBC Aug 2018 K	200,000,000	2017/04/26	2018/08/30	50.00
67901	Goldman Sachs SP (Asia) – HSI R Bull CBBC Aug 2018 L	200,000,000	2017/04/26	2018/08/30	50.00
67897	Goldman Sachs SP (Asia) – HSI R Bear CBBC Jul 2017 K	200,000,000	2017/04/26	2017/07/28	50.00
67898	Goldman Sachs SP (Asia) – HSI R Bear CBBC Jul 2017 L	200,000,000	2017/04/26	2017/07/28	50.00
67869	HK Bank – China Mobile R Bear CBBC Apr 2018 B	40,000,000	2017/04/26	2018/04/09	10.00
67868	HK Bank – HSCEI R Bear CBBC Jan 2018 B	50,000,000	2017/04/26	2018/01/30	12.50
67877	HK Bank – HSI R Bear CBBC Jan 2018 D	100,000,000	2017/04/26	2018/01/30	25.00
67871	HK Bank – HSI R Bear CBBC Feb 2018 A	100,000,000	2017/04/26	2018/02/27	25.00
67875	HK Bank – HSI R Bear CBBC Feb 2018 B	100,000,000	2017/04/26	2018/02/27	25.00
67882	HK Bank – Tencent R Bull CBBC Apr 2018 D	60,000,000	2017/04/26	2018/04/16	15.00

MAIN BOARD CALLABLE BULL/BEAR CONTRACTS

Code	Callable Bull/Bear Contracts	No. of issue (units)	Listing date	Expiry	Amount raised (HK\$mil.)
67881	HK Bank – Tencent R Bear CBBC Apr 2018 A	50,000,000	2017/04/26	2018/04/09	12.50
67891	Haitong Int'l Sec – HSI R Bull CBBC Mar 2018 C	200,000,000	2017/04/26	2018/03/28	50.80
67890	Haitong Int'l Sec – HSI R Bull CBBC Apr 2018 C	200,000,000	2017/04/26	2018/04/27	50.20
67887	Haitong Int'l Sec – HSI R Bull CBBC Aug 2018 C	200,000,000	2017/04/26	2018/08/30	51.00
67892	Haitong Int'l Sec – HSI R Bear CBBC Jul 2017 F	200,000,000	2017/04/26	2017/07/28	50.00
67893	Haitong Int'l Sec – HSI R Bear CBBC Jul 2017 G	200,000,000	2017/04/26	2017/07/28	50.20
67939	J P Morgan SP BV – HSI R Bull CBBC Jan 2018 B	200,000,000	2017/04/26	2018/01/30	50.00
67941	J P Morgan SP BV – HSI R Bull CBBC Mar 2018 L	200,000,000	2017/04/26	2018/03/28	50.00
67944	J P Morgan SP BV – HSI R Bear CBBC Aug 2017 C	200,000,000	2017/04/26	2017/08/30	50.00
67945	J P Morgan SP BV – HSI R Bear CBBC Aug 2017 D	200,000,000	2017/04/26	2017/08/30	50.00
67946	J P Morgan SP BV – HSI R Bear CBBC Aug 2017 E	200,000,000	2017/04/26	2017/08/30	50.00
67956	J P Morgan SP BV – Tencent R Bull CBBC Mar 2018 C	40,000,000	2017/04/26	2018/03/16	10.00
67951	SG Issuer – HSI R Bull CBBC Sep 2018 Y	200,000,000	2017/04/26	2018/09/27	50.00
67952	SG Issuer – HSI R Bull CBBC Oct 2018 U	200,000,000	2017/04/26	2018/10/30	50.00
67949	SG Issuer – HSI R Bear CBBC Jul 2017 N	200,000,000	2017/04/26	2017/07/28	50.00
67947	SG Issuer – HSI R Bear CBBC Jul 2017 U	200,000,000	2017/04/26	2017/07/28	50.00
67950	SG Issuer – HSI R Bear CBBC Aug 2017 P	200,000,000	2017/04/26	2017/08/30	50.00
67938	UBS AG – HSCEI R Bear CBBC Jul 2017 B	100,000,000	2017/04/26	2017/07/28	25.00
67933	UBS AG – HSI R Bull CBBC Dec 2017 P	200,000,000	2017/04/26	2017/12/28	50.00
67929	UBS AG – HSI R Bull CBBC Jan 2018 E	250,000,000	2017/04/26	2018/01/30	62.50
67932	UBS AG – HSI R Bull CBBC Feb 2018 F	200,000,000	2017/04/26	2018/02/27	50.00
67935	UBS AG – HSI R Bear CBBC Jul 2017 I	200,000,000	2017/04/26	2017/07/28	50.00
67936	UBS AG – HSI R Bear CBBC Jul 2017 L	250,000,000	2017/04/26	2017/07/28	62.50
67937	UBS AG – HSI R Bear CBBC Jul 2017 M	250,000,000	2017/04/26	2017/07/28	62.50
67980	Credit Suisse AG – HSI R Bull CBBC Feb 2018 X	200,000,000	2017/04/27	2018/02/27	50.00
67977	Credit Suisse AG – HSI R Bull CBBC Aug 2018 P	200,000,000	2017/04/27	2018/08/30	50.00
67971	Credit Suisse AG – HSI R Bear CBBC Aug 2017 D	200,000,000	2017/04/27	2017/08/30	50.00
67976	Credit Suisse AG – HSI R Bear CBBC Aug 2017 E	200,000,000	2017/04/27	2017/08/30	50.00
67982	Credit Suisse AG – Tencent R Bull CBBC Jan 2018 J	50,000,000	2017/04/27	2018/01/19	12.50
67983	Credit Suisse AG – Tencent R Bull CBBC Feb 2018 A	50,000,000	2017/04/27	2018/02/06	12.50
67984	Goldman Sachs SP (Asia) – HSI R Bull CBBC Aug 2018 M	200,000,000	2017/04/27	2018/08/30	50.00
67989	Goldman Sachs SP (Asia) – HSI R Bear CBBC Jul 2017 B	200,000,000	2017/04/27	2017/07/28	50.00
67964	HK Bank – HKEX R Bull CBBC Mar 2018 D	50,000,000	2017/04/27	2018/03/26	12.50
67959	HK Bank – HSI R Bull CBBC Jan 2018 C	100,000,000	2017/04/27	2018/01/30	25.00
67967	HK Bank – HSI R Bull CBBC Feb 2018 A	100,000,000	2017/04/27	2018/02/27	25.00
67966	HK Bank – HSI R Bear CBBC Mar 2018 A	100,000,000	2017/04/27	2018/03/28	25.00
67965	HK Bank – Tencent R Bull CBBC Mar 2018 L	60,000,000	2017/04/27	2018/03/26	15.00
68018	J P Morgan SP BV – Geely Auto R Bull CBBC Feb 2018 C	60,000,000	2017/04/27	2018/02/15	15.00
68021	J P Morgan SP BV – HSI R Bull CBBC Mar 2018 M	200,000,000	2017/04/27	2018/03/28	50.00
68025	J P Morgan SP BV – HSI R Bull CBBC Apr 2018 G	200,000,000	2017/04/27	2018/04/27	50.00
68005	J P Morgan SP BV – HSI R Bear CBBC Jul 2017 T	200,000,000	2017/04/27	2017/07/28	50.00
67994	J P Morgan SP BV – HSI R Bear CBBC Aug 2017 F	200,000,000	2017/04/27	2017/08/30	50.00
68006	J P Morgan SP BV – Tencent R Bull CBBC Apr 2018 D	40,000,000	2017/04/27	2018/04/20	10.00
68010	J P Morgan SP BV – Tencent R Bear CBBC Apr 2018 D	40,000,000	2017/04/27	2018/04/20	10.00
68019	J P Morgan SP BV – Tencent R Bear CBBC Apr 2018 E	40,000,000	2017/04/27	2018/04/20	12.00

MAIN BOARD CALLABLE BULL/BEAR CONTRACTS

Code	Callable Bull/Bear Contracts	No. of issue (units)	Listing date	Expiry	Amount raised (HK\$mil.)
68038	SG Issuer – HSI R Bull CBBC Sep 2018 E	200,000,000	2017/04/27	2018/09/27	50.00
68032	SG Issuer – HSI R Bull CBBC Sep 2018 Z	200,000,000	2017/04/27	2018/09/27	50.00
68027	SG Issuer – HSI R Bear CBBC Jul 2017 P	200,000,000	2017/04/27	2017/07/28	50.00
68029	SG Issuer – HSI R Bear CBBC Aug 2017 H	200,000,000	2017/04/27	2017/08/30	50.00
68046	SG Issuer – Tencent R Bull CBBC Jan 2018 I	100,000,000	2017/04/27	2018/01/30	25.00
68052	SG Issuer – Tencent R Bull CBBC Feb 2018 B	100,000,000	2017/04/27	2018/02/27	25.00
68058	SG Issuer – Tencent R Bull CBBC Feb 2018 C	100,000,000	2017/04/27	2018/02/27	25.00
68045	SG Issuer – Tencent R Bear CBBC Nov 2017 B	100,000,000	2017/04/27	2017/11/29	25.00
67970	UBS AG – HSI R Bull CBBC Aug 2018 H	250,000,000	2017/04/27	2018/08/30	62.50
67968	UBS AG – HSI R Bear CBBC Jul 2017 P	250,000,000	2017/04/27	2017/07/28	62.50
67969	UBS AG – HSI R Bear CBBC Jul 2017 Q	250,000,000	2017/04/27	2017/07/28	62.50
68061	BNP Paribas Issuance B.V. – HSI R Bear CBBC Feb 2018 S	250,000,000	2017/04/28	2018/02/27	62.50
68141	Credit Suisse AG – Geely Auto R Bull CBBC Dec 2017 G	50,000,000	2017/04/28	2017/12/28	12.50
68128	Credit Suisse AG – HSI R Bull CBBC Feb 2018 Y	300,000,000	2017/04/28	2018/02/27	75.00
68127	Credit Suisse AG – HSI R Bull CBBC Aug 2018 Q	200,000,000	2017/04/28	2018/08/30	50.00
68138	Credit Suisse AG – HSI R Bear CBBC Aug 2017 F	200,000,000	2017/04/28	2017/08/30	50.00
68142	Credit Suisse AG – HSI R Bear CBBC Aug 2017 M	200,000,000	2017/04/28	2017/08/30	50.00
68139	Credit Suisse AG – Tencent R Bull CBBC Jan 2018 K	50,000,000	2017/04/28	2018/01/04	12.50
68077	Bank of East Asia – China Mobile R Bear CBBC Mar 2018 A	40,000,000	2017/04/28	2018/03/28	10.00
68076	Bank of East Asia – Geely Auto R Bull CBBC Mar 2018 B	40,000,000	2017/04/28	2018/03/28	10.00
68072	Bank of East Asia – Tencent R Bull CBBC Mar 2018 B	40,000,000	2017/04/28	2018/03/28	10.00
68073	Bank of East Asia – Tencent R Bull CBBC Mar 2018 C	40,000,000	2017/04/28	2018/03/28	10.00
68075	Bank of East Asia – Tencent R Bear CBBC Mar 2018 A	40,000,000	2017/04/28	2018/03/28	10.00
68143	Goldman Sachs SP (Asia) – HSI R Bear CBBC Jul 2017 G	200,000,000	2017/04/28	2017/07/28	50.00
68068	HK Bank – BOCL R Bear CBBC Apr 2018 A	40,000,000	2017/04/28	2018/04/30	10.00
68070	HK Bank – CC Bank R Bear CBBC Apr 2018 A	40,000,000	2017/04/28	2018/04/30	10.00
68071	HK Bank – HSI R Bull CBBC Jan 2018 D	100,000,000	2017/04/28	2018/01/30	25.00
68067	HK Bank – Tencent R Bull CBBC Apr 2018 E	60,000,000	2017/04/28	2018/04/09	15.00
68069	HK Bank – Tencent R Bear CBBC Jun 2018 A	50,000,000	2017/04/28	2018/06/11	20.00
68144	J P Morgan SP BV – HSI R Bear CBBC Jul 2017 M	200,000,000	2017/04/28	2017/07/28	50.00
68150	J P Morgan SP BV – Tencent R Bull CBBC Feb 2018 D	40,000,000	2017/04/28	2018/02/15	10.00
68062	Macquarie Bank Ltd. – Tencent R Bull CBBC Nov 2017 C	40,000,000	2017/04/28	2017/11/30	10.00
68063	Macquarie Bank Ltd. – Tencent R Bear CBBC Nov 2017 A	40,000,000	2017/04/28	2017/11/30	10.00
68114	UBS AG – HSI R Bull CBBC Aug 2018 I	200,000,000	2017/04/28	2018/08/30	50.00
68089	UBS AG – HSI R Bear CBBC Jul 2017 O	250,000,000	2017/04/28	2017/07/28	62.50
68079	UBS AG – HSI R Bear CBBC Jul 2017 R	200,000,000	2017/04/28	2017/07/28	50.00
68083	UBS AG – HSI R Bear CBBC Jul 2017 S	250,000,000	2017/04/28	2017/07/28	62.50
68096	UBS AG – HSI R Bear CBBC Jul 2017 T	200,000,000	2017/04/28	2017/07/28	50.00
68103	UBS AG – HSI R Bear CBBC Jul 2017 U	250,000,000	2017/04/28	2017/07/28	62.50
68111	UBS AG – HSI R Bear CBBC Jul 2017 W	250,000,000	2017/04/28	2017/07/28	62.50
68106	UBS AG – Tencent R Bull CBBC Dec 2017 D	50,000,000	2017/04/28	2017/12/04	12.50
68109	UBS AG – Tencent R Bear CBBC Nov 2017 A	50,000,000	2017/04/28	2017/11/20	14.25
68110	UBS AG – Tencent R Bear CBBC Dec 2017 A	50,000,000	2017/04/28	2017/12/04	12.50
68152	BNP Paribas Issuance B.V. – HSI R Bear CBBC Feb 2018 V	250,000,000	2017/05/02	2018/02/27	62.50
68176	Credit Suisse AG – Galaxy Ent R Bear CBBC Dec 2017 E	50,000,000	2017/05/02	2017/12/15	12.50

MAIN BOARD CALLABLE BULL/BEAR CONTRACTS

Code	Callable Bull/Bear Contracts	No. of issue (units)	Listing date	Expiry	Amount raised (HK\$mil.)
68178	Credit Suisse AG – HSI R Bull CBBC Feb 2018 Z	200,000,000	2017/05/02	2018/02/27	50.00
68170	Credit Suisse AG – HSI R Bear CBBC Aug 2017 N	200,000,000	2017/05/02	2017/08/30	50.00
68174	Credit Suisse AG – Tencent R Bull CBBC Feb 2018 B	50,000,000	2017/05/02	2018/02/09	12.50
68203	Goldman Sachs SP (Asia) – HSI R Bull CBBC Aug 2018 N	200,000,000	2017/05/02	2018/08/30	50.00
68255	Goldman Sachs SP (Asia) – HSI R Bull CBBC Aug 2018 O	200,000,000	2017/05/02	2018/08/30	50.00
68257	Goldman Sachs SP (Asia) – HSI R Bear CBBC Aug 2017 D	200,000,000	2017/05/02	2017/08/30	50.00
68167	HK Bank – A50 R Bull CBBC Oct 2018 A	50,000,000	2017/05/02	2018/10/22	12.50
68161	HK Bank – A50 R Bull CBBC Nov 2018 A	50,000,000	2017/05/02	2018/11/26	12.50
68159	HK Bank – A50 R Bull CBBC Jan 2019 A	50,000,000	2017/05/02	2019/01/28	15.00
68158	HK Bank – A50 R Bull CBBC Feb 2019 A	50,000,000	2017/05/02	2019/02/18	15.00
68153	HK Bank – HSI R Bear CBBC Jan 2018 E	100,000,000	2017/05/02	2018/01/30	25.00
68154	HK Bank – HSI R Bear CBBC Feb 2018 C	100,000,000	2017/05/02	2018/02/27	25.00
68156	HK Bank – Tencent R Bull CBBC Mar 2018 M	60,000,000	2017/05/02	2018/03/26	15.00
68231	J P Morgan SP BV – HSI R Bull CBBC Mar 2018 N	200,000,000	2017/05/02	2018/03/28	50.00
68232	J P Morgan SP BV – HSI R Bull CBBC Apr 2018 H	200,000,000	2017/05/02	2018/04/27	50.00
68205	J P Morgan SP BV – HSI R Bear CBBC Aug 2017 G	200,000,000	2017/05/02	2017/08/30	50.00
68218	J P Morgan SP BV – Tencent R Bull CBBC Mar 2018 D	40,000,000	2017/05/02	2018/03/16	10.00
68226	J P Morgan SP BV – Tencent R Bear CBBC Apr 2018 F	40,000,000	2017/05/02	2018/04/20	12.80
68242	SG Issuer – HSI R Bull CBBC Sep 2018 G	200,000,000	2017/05/02	2018/09/27	50.00
68243	SG Issuer – HSI R Bull CBBC Oct 2018 V	200,000,000	2017/05/02	2018/10/30	50.00
68239	SG Issuer – HSI R Bear CBBC Sep 2017 D	200,000,000	2017/05/02	2017/09/28	50.00
68240	SG Issuer – HSI R Bear CBBC Sep 2017 E	200,000,000	2017/05/02	2017/09/28	50.00
68190	UBS AG – HSI R Bull CBBC Jul 2018 A	200,000,000	2017/05/02	2018/07/30	50.00
68182	UBS AG – HSI R Bear CBBC Aug 2017 B	250,000,000	2017/05/02	2017/08/30	62.50
68268	BNP Paribas Issuance B.V. – HSI R Bull CBBC Aug 2018 X	250,000,000	2017/05/04	2018/08/30	62.50
68270	BNP Paribas Issuance B.V. – HSI R Bull CBBC Aug 2018 Y	250,000,000	2017/05/04	2018/08/30	62.50
68460	BNP Paribas Issuance B.V. – HSI R Bull CBBC Aug 2018 Z	250,000,000	2017/05/04	2018/08/30	62.50
68272	BNP Paribas Issuance B.V. – HSI R Bear CBBC Feb 2018 L	250,000,000	2017/05/04	2018/02/27	62.50
68351	Credit Suisse AG – HSI R Bull CBBC Feb 2018 A	200,000,000	2017/05/04	2018/02/27	50.00
68344	Credit Suisse AG – HSI R Bull CBBC Feb 2018 B	150,000,000	2017/05/04	2018/02/27	37.50
68349	Credit Suisse AG – HSI R Bull CBBC Feb 2018 F	200,000,000	2017/05/04	2018/02/27	50.00
68350	Credit Suisse AG – HSI R Bull CBBC Aug 2018 R	200,000,000	2017/05/04	2018/08/30	50.00
68341	Credit Suisse AG – HSI R Bear CBBC Aug 2017 P	200,000,000	2017/05/04	2017/08/30	50.00
68343	Credit Suisse AG – HSI R Bear CBBC Aug 2017 Q	200,000,000	2017/05/04	2017/08/30	50.00
68352	Credit Suisse AG – HSI R Bear CBBC Sep 2017 E	200,000,000	2017/05/04	2017/09/28	50.00
68345	Credit Suisse AG – Tencent R Bull CBBC Feb 2018 C	50,000,000	2017/05/04	2018/02/23	12.50
68445	Goldman Sachs SP (Asia) – HSI R Bull CBBC Aug 2018 P	200,000,000	2017/05/04	2018/08/30	50.00
68448	Goldman Sachs SP (Asia) – HSI R Bull CBBC Aug 2018 Q	200,000,000	2017/05/04	2018/08/30	50.00
68260	Goldman Sachs SP (Asia) – HSI R Bear CBBC Aug 2017 E	200,000,000	2017/05/04	2017/08/30	50.00
68263	Goldman Sachs SP (Asia) – HSI R Bear CBBC Aug 2017 F	200,000,000	2017/05/04	2017/08/30	50.00
68437	Goldman Sachs SP (Asia) – HSI R Bear CBBC Aug 2017 G	200,000,000	2017/05/04	2017/08/30	50.00
68438	Goldman Sachs SP (Asia) – HSI R Bear CBBC Aug 2017 H	200,000,000	2017/05/04	2017/08/30	50.00
68287	HK Bank – A50 R Bull CBBC Sep 2018 A	50,000,000	2017/05/04	2018/09/17	12.50
68288	HK Bank – A50 R Bull CBBC Oct 2018 B	50,000,000	2017/05/04	2018/10/08	12.50
68290	HK Bank – A50 R Bear CBBC Feb 2018 A	40,000,000	2017/05/04	2018/02/12	10.00

MAIN BOARD CALLABLE BULL/BEAR CONTRACTS

Code	Callable Bull/Bear Contracts	No. of issue (units)	Listing date	Expiry	Amount raised (HK\$mil.)
68291	HK Bank – A50 R Bear CBBC Mar 2018 A	40,000,000	2017/05/04	2018/03/19	10.00
68282	HK Bank – HSI R Bull CBBC Jan 2018 E	100,000,000	2017/05/04	2018/01/30	25.00
68281	HK Bank – HSI R Bull CBBC Feb 2018 B	100,000,000	2017/05/04	2018/02/27	25.00
68279	HK Bank – HSI R Bull CBBC Mar 2018 A	150,000,000	2017/05/04	2018/03/28	37.50
68278	HK Bank – Sands China R Bear CBBC Apr 2018 C	40,000,000	2017/05/04	2018/04/16	10.00
68299	HK Bank – SMIC R Bull CBBC Jul 2018 A	40,000,000	2017/05/04	2018/07/16	10.00
68294	HK Bank – Tencent R Bull CBBC Apr 2018 F	60,000,000	2017/05/04	2018/04/23	15.00
68429	J P Morgan SP BV – HSBC R Bull CBBC Apr 2018 B	100,000,000	2017/05/04	2018/04/20	25.00
68430	J P Morgan SP BV – HSI R Bull CBBC Feb 2018 I	200,000,000	2017/05/04	2018/02/27	50.00
68433	J P Morgan SP BV – HSI R Bull CBBC Mar 2018 O	200,000,000	2017/05/04	2018/03/28	50.00
68435	J P Morgan SP BV – HSI R Bull CBBC Apr 2018 I	200,000,000	2017/05/04	2018/04/27	50.00
68389	J P Morgan SP BV – HSI R Bear CBBC Aug 2017 H	200,000,000	2017/05/04	2017/08/30	50.00
68391	J P Morgan SP BV – HSI R Bear CBBC Aug 2017 I	200,000,000	2017/05/04	2017/08/30	50.00
68427	J P Morgan SP BV – Ping An R Bull CBBC Jun 2018 A	150,000,000	2017/05/04	2018/06/15	37.50
68400	J P Morgan SP BV – Tencent R Bull CBBC Jun 2018 A	40,000,000	2017/05/04	2018/06/15	10.00
68413	J P Morgan SP BV – Tencent R Bear CBBC Jun 2018 A	40,000,000	2017/05/04	2018/06/15	12.80
68392	J P Morgan SP BV – Tencent R Bear CBBC Jul 2018 A	40,000,000	2017/05/04	2018/07/20	10.00
68452	Macquarie Bank Ltd. – Tencent R Bull CBBC Dec 2017 A	40,000,000	2017/05/04	2017/12/29	10.00
68459	Macquarie Bank Ltd. – Tencent R Bear CBBC Dec 2017 A	40,000,000	2017/05/04	2017/12/29	10.00
68303	SG Issuer – CMob R Bear CBBC Nov 2017 A	100,000,000	2017/05/04	2017/11/29	25.00
68300	SG Issuer – CCB R Bear CBBC Oct 2017 A	40,000,000	2017/05/04	2017/10/30	10.00
68302	SG Issuer – CCB R Bear CBBC Nov 2017 A	40,000,000	2017/05/04	2017/11/29	10.00
68306	SG Issuer – Geely Auto R Bull CBBC Jan 2018 B	40,000,000	2017/05/04	2018/01/30	10.00
68304	SG Issuer – Geely Auto R Bear CBBC Nov 2017 A	40,000,000	2017/05/04	2017/11/29	10.00
68308	SG Issuer – HKEX R Bear CBBC Oct 2017 A	100,000,000	2017/05/04	2017/10/30	25.00
68472	SG Issuer – HSI R Bull CBBC Sep 2018 I	200,000,000	2017/05/04	2018/09/27	50.00
68474	SG Issuer – HSI R Bull CBBC Sep 2018 J	200,000,000	2017/05/04	2018/09/27	50.00
68476	SG Issuer – HSI R Bull CBBC Oct 2018 W	200,000,000	2017/05/04	2018/10/30	50.00
68466	SG Issuer – HSI R Bear CBBC Sep 2017 F	200,000,000	2017/05/04	2017/09/28	50.00
68471	SG Issuer – HSI R Bear CBBC Sep 2017 G	200,000,000	2017/05/04	2017/09/28	50.00
68309	SG Issuer – Ping An R Bull CBBC Feb 2018 A	100,000,000	2017/05/04	2018/02/27	25.00
68335	SG Issuer – Tencent R Bull CBBC Jan 2018 J	100,000,000	2017/05/04	2018/01/30	25.00
68311	SG Issuer – Tencent R Bear CBBC Oct 2017 C	100,000,000	2017/05/04	2017/10/30	25.00
68363	UBS AG – CC Bank R Bull CBBC Dec 2017 A	40,000,000	2017/05/04	2017/12/11	10.00
68366	UBS AG – HSCEI R Bull CBBC Aug 2018 A	100,000,000	2017/05/04	2018/08/30	25.00
68381	UBS AG – HSI R Bull CBBC Feb 2018 G	250,000,000	2017/05/04	2018/02/27	62.50
68367	UBS AG – HSI R Bull CBBC Jul 2018 B	250,000,000	2017/05/04	2018/07/30	62.50
68368	UBS AG – HSI R Bull CBBC Aug 2018 J	200,000,000	2017/05/04	2018/08/30	50.00
68355	UBS AG – HSI R Bear CBBC Aug 2017 C	200,000,000	2017/05/04	2017/08/30	50.00
68356	UBS AG – HSI R Bear CBBC Aug 2017 D	200,000,000	2017/05/04	2017/08/30	50.00
68361	UBS AG – HSI R Bear CBBC Aug 2017 E	250,000,000	2017/05/04	2017/08/30	62.50
68362	UBS AG – Tencent R Bull CBBC Nov 2017 G	50,000,000	2017/05/04	2017/11/20	12.50
68492	BNP Paribas Issuance B.V. – HSI R Bear CBBC Feb 2018 B	250,000,000	2017/05/05	2018/02/27	62.50
68480	BNP Paribas Issuance B.V. – HSI R Bear CBBC Feb 2018 M	250,000,000	2017/05/05	2018/02/27	62.50
68485	BNP Paribas Issuance B.V. – HSI R Bear CBBC Feb 2018 W	250,000,000	2017/05/05	2018/02/27	62.50

MAIN BOARD CALLABLE BULL/BEAR CONTRACTS

Code	Callable Bull/Bear Contracts	No. of issue (units)	Listing date	Expiry	Amount raised (HK\$mil.)
68535	BNP Paribas Issuance B.V. – Tencent R Bull CBBC Jun 2018 A	40,000,000	2017/05/05	2018/06/28	10.00
68538	BNP Paribas Issuance B.V. – Tencent R Bull CBBC Jun 2018 B	40,000,000	2017/05/05	2018/06/28	10.00
68543	BNP Paribas Issuance B.V. – Tencent R Bull CBBC Jun 2018 C	40,000,000	2017/05/05	2018/06/28	10.00
68545	BNP Paribas Issuance B.V. – Tencent R Bear CBBC Apr 2018 A	40,000,000	2017/05/05	2018/04/27	10.00
68547	BNP Paribas Issuance B.V. – Tencent R Bear CBBC Apr 2018 B	40,000,000	2017/05/05	2018/04/27	14.00
68555	BNP Paribas Issuance B.V. – Tencent R Bear CBBC Apr 2018 C	40,000,000	2017/05/05	2018/04/27	18.00
68672	Credit Suisse AG – AIA R Bear CBBC Dec 2017 A	50,000,000	2017/05/05	2017/12/14	12.50
68657	Credit Suisse AG – Galaxy Ent R Bull CBBC Dec 2017 F	50,000,000	2017/05/05	2017/12/28	12.50
68666	Credit Suisse AG – Galaxy Ent R Bear CBBC Dec 2017 F	50,000,000	2017/05/05	2017/12/21	12.50
68651	Credit Suisse AG – HSI R Bull CBBC Feb 2018 G	200,000,000	2017/05/05	2018/02/27	50.00
68644	Credit Suisse AG – HSI R Bull CBBC Aug 2018 S	200,000,000	2017/05/05	2018/08/30	50.00
68649	Credit Suisse AG – HSI R Bull CBBC Aug 2018 T	200,000,000	2017/05/05	2018/08/30	50.00
68629	Credit Suisse AG – HSI R Bear CBBC Aug 2017 R	300,000,000	2017/05/05	2017/08/30	75.00
68638	Credit Suisse AG – HSI R Bear CBBC Aug 2017 S	200,000,000	2017/05/05	2017/08/30	50.00
68652	Credit Suisse AG – HSI R Bear CBBC Sep 2017 F	200,000,000	2017/05/05	2017/09/28	50.00
68673	Credit Suisse AG – Tencent R Bull CBBC Jan 2018 L	50,000,000	2017/05/05	2018/01/26	12.50
68674	Credit Suisse AG – Tencent R Bull CBBC Feb 2018 D	50,000,000	2017/05/05	2018/02/09	12.50
68558	Bank of East Asia – HKEX R Bull CBBC Apr 2018 B	40,000,000	2017/05/05	2018/04/06	10.00
68559	Bank of East Asia – Tencent R Bull CBBC Apr 2018 D	40,000,000	2017/05/05	2018/04/06	10.00
68560	Bank of East Asia – Tencent R Bull CBBC Apr 2018 E	40,000,000	2017/05/05	2018/04/06	10.00
68564	Bank of East Asia – Tencent R Bear CBBC Apr 2018 A	40,000,000	2017/05/05	2018/04/06	10.00
68556	Goldman Sachs SP (Asia) – HSI R Bull CBBC Aug 2018 R	200,000,000	2017/05/05	2018/08/30	50.00
68557	Goldman Sachs SP (Asia) – HSI R Bull CBBC Aug 2018 S	200,000,000	2017/05/05	2018/08/30	50.00
68623	Goldman Sachs SP (Asia) – HSI R Bear CBBC Aug 2017 I	200,000,000	2017/05/05	2017/08/30	50.00
68533	HK Bank – Galaxy Ent R Bull CBBC Apr 2018 A	80,000,000	2017/05/05	2018/04/23	20.00
68518	HK Bank – HKEX R Bull CBBC Apr 2018 A	50,000,000	2017/05/05	2018/04/16	12.50
68525	HK Bank – HKEX R Bull CBBC Jun 2018 A	40,000,000	2017/05/05	2018/06/25	10.00
68519	HK Bank – HSI R Bull CBBC Feb 2018 C	100,000,000	2017/05/05	2018/02/27	25.00
68531	HK Bank – HSI R Bull CBBC Mar 2018 B	150,000,000	2017/05/05	2018/03/28	37.50
68530	HK Bank – HSI R Bear CBBC Mar 2018 B	100,000,000	2017/05/05	2018/03/28	25.00
68534	HK Bank – Sands China R Bull CBBC Apr 2018 B	80,000,000	2017/05/05	2018/04/23	20.00
68494	HK Bank – Tencent R Bull CBBC Apr 2018 G	60,000,000	2017/05/05	2018/04/16	15.00
68500	HK Bank – Tencent R Bull CBBC Apr 2018 H	60,000,000	2017/05/05	2018/04/09	15.00
68513	HK Bank – Tencent R Bear CBBC Jul 2018 B	50,000,000	2017/05/05	2018/07/16	20.00
68501	HK Bank – Tencent R Bear CBBC Aug 2018 A	50,000,000	2017/05/05	2018/08/13	22.50
68516	HK Bank – WH Group R Bull CBBC Jul 2018 A	40,000,000	2017/05/05	2018/07/16	10.00
68712	J P Morgan SP BV – AIA R Bull CBBC Jun 2018 A	100,000,000	2017/05/05	2018/06/15	25.00
68706	J P Morgan SP BV – China Life R Bull CBBC Jul 2018 A	40,000,000	2017/05/05	2018/07/20	10.00
68719	J P Morgan SP BV – A50 China R Bull CBBC Sep 2018 A	100,000,000	2017/05/05	2018/09/21	25.00
68720	J P Morgan SP BV – A50 China R Bull CBBC Oct 2018 A	100,000,000	2017/05/05	2018/10/19	26.00
68702	J P Morgan SP BV – A50 China R Bull CBBC Nov 2018 A	100,000,000	2017/05/05	2018/11/16	34.00
68718	J P Morgan SP BV – Geely Auto R Bear CBBC Feb 2018 A	60,000,000	2017/05/05	2018/02/15	15.00
68716	J P Morgan SP BV – HKEX R Bull CBBC May 2018 A	40,000,000	2017/05/05	2018/05/18	10.00
68700	J P Morgan SP BV – HSI R Bull CBBC Mar 2018 P	200,000,000	2017/05/05	2018/03/28	50.00
68699	J P Morgan SP BV – HSI R Bull CBBC Apr 2018 J	200,000,000	2017/05/05	2018/04/27	50.00

MAIN BOARD CALLABLE BULL/BEAR CONTRACTS

Code	Callable Bull/Bear Contracts	No. of issue (units)	Listing date	Expiry	Amount raised (HK\$mil.)
68695	J P Morgan SP BV – HSI R Bear CBBC Aug 2017 J	200,000,000	2017/05/05	2017/08/30	50.00
68696	J P Morgan SP BV – HSI R Bear CBBC Jan 2018 A	200,000,000	2017/05/05	2018/01/30	50.00
68705	J P Morgan SP BV – Ping An R Bull CBBC May 2018 A	150,000,000	2017/05/05	2018/05/18	37.50
68704	J P Morgan SP BV – Tencent R Bull CBBC Jul 2018 A	40,000,000	2017/05/05	2018/07/20	10.00
68685	SG Issuer – HSI R Bull CBBC Sep 2018 K	200,000,000	2017/05/05	2018/09/27	50.00
68689	SG Issuer – HSI R Bull CBBC Sep 2018 L	200,000,000	2017/05/05	2018/09/27	50.00
68691	SG Issuer – HSI R Bull CBBC Oct 2018 X	200,000,000	2017/05/05	2018/10/30	50.00
68693	SG Issuer – HSI R Bull CBBC Oct 2018 Y	200,000,000	2017/05/05	2018/10/30	50.00
68675	SG Issuer – HSI R Bear CBBC Aug 2017 Q	200,000,000	2017/05/05	2017/08/30	50.00
68684	SG Issuer – HSI R Bear CBBC Sep 2017 H	200,000,000	2017/05/05	2017/09/28	50.00
68570	UBS AG – A50 China R Bull CBBC Jan 2018 B	40,000,000	2017/05/05	2018/01/15	10.00
68602	UBS AG – A50 China R Bull CBBC Feb 2018 A	40,000,000	2017/05/05	2018/02/05	10.00
68575	UBS AG – A50 China R Bear CBBC Nov 2017 A	40,000,000	2017/05/05	2017/11/27	10.00
68612	UBS AG – HSI R Bull CBBC Feb 2018 H	200,000,000	2017/05/05	2018/02/27	50.00
68617	UBS AG – HSI R Bull CBBC Aug 2018 K	250,000,000	2017/05/05	2018/08/30	62.50
68622	UBS AG – HSI R Bull CBBC Aug 2018 L	200,000,000	2017/05/05	2018/08/30	50.00
68568	UBS AG – HSI R Bear CBBC Aug 2017 F	200,000,000	2017/05/05	2017/08/30	50.00
68569	UBS AG – HSI R Bear CBBC Aug 2017 G	250,000,000	2017/05/05	2017/08/30	62.50
68605	UBS AG – HSI R Bear CBBC Aug 2017 H	250,000,000	2017/05/05	2017/08/30	62.50
68580	UBS AG – SMIC R Bull CBBC Dec 2017 A	40,000,000	2017/05/05	2017/12/18	10.00
68594	UBS AG – Tencent R Bull CBBC Nov 2017 H	50,000,000	2017/05/05	2017/11/06	12.50
68739	BNP Paribas Issuance B.V. – HSI R Bull CBBC Aug 2018 H	250,000,000	2017/05/08	2018/08/30	62.50
68743	BNP Paribas Issuance B.V. – HSI R Bear CBBC Feb 2018 C	250,000,000	2017/05/08	2018/02/27	62.50
68809	Credit Suisse AG – AIA R Bull CBBC Dec 2017 B	50,000,000	2017/05/08	2017/12/15	12.50
68810	Credit Suisse AG – AIA R Bear CBBC Dec 2017 B	50,000,000	2017/05/08	2017/12/28	12.50
68801	Credit Suisse AG – Geely Auto R Bull CBBC Dec 2017 H	50,000,000	2017/05/08	2017/12/21	12.50
68808	Credit Suisse AG – HKEX R Bull CBBC Dec 2017 F	50,000,000	2017/05/08	2017/12/28	12.50
68798	Credit Suisse AG – HSBC R Bull CBBC Dec 2017 H	50,000,000	2017/05/08	2017/12/21	12.50
68795	Credit Suisse AG – HSI R Bull CBBC Feb 2018 K	200,000,000	2017/05/08	2018/02/27	50.00
68840	Credit Suisse AG – HSI R Bull CBBC Feb 2018 L	200,000,000	2017/05/08	2018/02/27	50.00
68837	Credit Suisse AG – HSI R Bull CBBC Aug 2018 U	200,000,000	2017/05/08	2018/08/30	50.00
68823	Credit Suisse AG – HSI R Bear CBBC Aug 2017 T	200,000,000	2017/05/08	2017/08/30	50.00
68825	Credit Suisse AG – HSI R Bear CBBC Aug 2017 U	200,000,000	2017/05/08	2017/08/30	50.00
68829	Credit Suisse AG – HSI R Bear CBBC Sep 2017 G	200,000,000	2017/05/08	2017/09/28	50.00
68834	Credit Suisse AG – HSI R Bear CBBC Sep 2017 H	200,000,000	2017/05/08	2017/09/28	50.00
68836	Credit Suisse AG – HSI R Bear CBBC Sep 2017 I	200,000,000	2017/05/08	2017/09/28	50.00
68841	Credit Suisse AG – Tencent R Bull CBBC Mar 2018 A	50,000,000	2017/05/08	2018/03/02	19.00
68812	Credit Suisse AG – Tencent R Bear CBBC Dec 2017 B	50,000,000	2017/05/08	2017/12/15	12.50
68813	Credit Suisse AG – Tencent R Bear CBBC Dec 2017 C	50,000,000	2017/05/08	2017/12/21	19.00
68782	Goldman Sachs SP (Asia) – HSI R Bull CBBC Aug 2018 T	200,000,000	2017/05/08	2018/08/30	50.00
68786	Goldman Sachs SP (Asia) – HSI R Bull CBBC Aug 2018 U	200,000,000	2017/05/08	2018/08/30	50.00
68772	Goldman Sachs SP (Asia) – HSI R Bear CBBC Aug 2017 J	200,000,000	2017/05/08	2017/08/30	50.00
68726	HK Bank – HSI R Bull CBBC Feb 2018 D	150,000,000	2017/05/08	2018/02/27	37.50
68730	HK Bank – HSI R Bear CBBC Nov 2017 K	100,000,000	2017/05/08	2017/11/29	25.00
68728	HK Bank – HSI R Bear CBBC Feb 2018 D	100,000,000	2017/05/08	2018/02/27	25.00

MAIN BOARD CALLABLE BULL/BEAR CONTRACTS

Code	Callable Bull/Bear Contracts	No. of issue (units)	Listing date	Expiry	Amount raised (HK\$mil.)
68729	HK Bank – HSI R Bear CBBC Mar 2018 C	100,000,000	2017/05/08	2018/03/28	25.00
68733	HK Bank – Tencent R Bull CBBC Apr 2018 I	60,000,000	2017/05/08	2018/04/24	15.00
68737	HK Bank – Tencent R Bull CBBC Apr 2018 J	60,000,000	2017/05/08	2018/04/20	15.00
68787	HK Bank – Tencent R Bull CBBC Apr 2018 K	60,000,000	2017/05/08	2018/04/18	15.00
68789	HK Bank – Tencent R Bear CBBC Sep 2018 A	40,000,000	2017/05/08	2018/09/21	21.60
68852	J P Morgan SP BV – AIA R Bull CBBC Jul 2018 A	150,000,000	2017/05/08	2018/07/20	37.50
68863	J P Morgan SP BV – HKEX R Bull CBBC Jun 2018 A	40,000,000	2017/05/08	2018/06/15	10.00
68845	J P Morgan SP BV – HSI R Bull CBBC Mar 2018 Q	200,000,000	2017/05/08	2018/03/28	50.00
68866	J P Morgan SP BV – HSI R Bull CBBC Jul 2018 A	200,000,000	2017/05/08	2018/07/30	50.00
68848	J P Morgan SP BV – HSI R Bull CBBC Aug 2018 H	200,000,000	2017/05/08	2018/08/30	50.00
68843	J P Morgan SP BV – HSI R Bear CBBC Aug 2017 K	200,000,000	2017/05/08	2017/08/30	50.00
68868	J P Morgan SP BV – HSI R Bear CBBC Aug 2017 L	200,000,000	2017/05/08	2017/08/30	50.00
68844	J P Morgan SP BV – HSI R Bear CBBC Jan 2018 B	200,000,000	2017/05/08	2018/01/30	50.00
68858	J P Morgan SP BV – Ping An R Bull CBBC Jun 2018 B	150,000,000	2017/05/08	2018/06/15	37.50
68855	J P Morgan SP BV – Tencent R Bull CBBC Jul 2018 B	40,000,000	2017/05/08	2018/07/20	10.00
68857	J P Morgan SP BV – Tencent R Bear CBBC Jun 2018 B	40,000,000	2017/05/08	2018/06/15	14.00
68769	SG Issuer – AIA R Bull CBBC Jan 2018 C	100,000,000	2017/05/08	2018/01/30	25.00
68770	SG Issuer – AIA R Bull CBBC Feb 2018 A	100,000,000	2017/05/08	2018/02/27	25.00
68760	SG Issuer – AIA R Bear CBBC Oct 2017 B	100,000,000	2017/05/08	2017/10/30	25.00
68880	SG Issuer – HSI R Bull CBBC Sep 2018 M	200,000,000	2017/05/08	2018/09/27	50.00
68882	SG Issuer – HSI R Bull CBBC Sep 2018 O	200,000,000	2017/05/08	2018/09/27	50.00
68893	SG Issuer – HSI R Bull CBBC Oct 2018 H	200,000,000	2017/05/08	2018/10/30	50.00
68888	SG Issuer – HSI R Bull CBBC Oct 2018 Z	200,000,000	2017/05/08	2018/10/30	50.00
68870	SG Issuer – HSI R Bear CBBC Aug 2017 B	200,000,000	2017/05/08	2017/08/30	50.00
68869	SG Issuer – HSI R Bear CBBC Aug 2017 Z	200,000,000	2017/05/08	2017/08/30	50.00
68872	SG Issuer – HSI R Bear CBBC Sep 2017 I	200,000,000	2017/05/08	2017/09/28	50.00
68874	SG Issuer – HSI R Bear CBBC Sep 2017 J	200,000,000	2017/05/08	2017/09/28	50.00
68875	SG Issuer – HSI R Bear CBBC Oct 2017 D	200,000,000	2017/05/08	2017/10/30	50.00
68747	SG Issuer – Tencent R Bull CBBC Feb 2018 D	100,000,000	2017/05/08	2018/02/27	25.00
68744	SG Issuer – Tencent R Bear CBBC Oct 2017 D	100,000,000	2017/05/08	2017/10/30	27.00
68746	SG Issuer – Tencent R Bear CBBC Nov 2017 C	100,000,000	2017/05/08	2017/11/29	25.00
68903	UBS AG – HKEX R Bear CBBC Sep 2017 A	40,000,000	2017/05/08	2017/09/18	10.00
68897	UBS AG – HSBC R Bear CBBC Nov 2017 A	40,000,000	2017/05/08	2017/11/20	10.00
68908	UBS AG – HSI R Bull CBBC Feb 2018 I	250,000,000	2017/05/08	2018/02/27	62.50
68895	UBS AG – HSI R Bull CBBC Jul 2018 C	250,000,000	2017/05/08	2018/07/30	62.50
68896	UBS AG – HSI R Bull CBBC Aug 2018 M	200,000,000	2017/05/08	2018/08/30	50.00
68905	UBS AG – HSI R Bull CBBC Aug 2018 N	250,000,000	2017/05/08	2018/08/30	62.50
68904	UBS AG – HSI R Bear CBBC Aug 2017 I	200,000,000	2017/05/08	2017/08/30	50.00
68910	UBS AG – Tencent R Bear CBBC Dec 2017 B	50,000,000	2017/05/08	2017/12/18	14.25
69008	Credit Suisse AG – A50 China R Bull CBBC Jan 2018 A	50,000,000	2017/05/09	2018/01/19	12.50
69013	Credit Suisse AG – A50 China R Bull CBBC Jan 2018 B	50,000,000	2017/05/09	2018/01/26	12.50
68993	Credit Suisse AG – HSI R Bull CBBC Feb 2018 M	200,000,000	2017/05/09	2018/02/27	50.00
68994	Credit Suisse AG – HSI R Bull CBBC Aug 2018 V	200,000,000	2017/05/09	2018/08/30	50.00
68996	Credit Suisse AG – HSI R Bear CBBC Aug 2017 V	200,000,000	2017/05/09	2017/08/30	50.00
69020	Credit Suisse AG – SMIC R Bull CBBC Dec 2017 C	50,000,000	2017/05/09	2017/12/15	12.50

MAIN BOARD CALLABLE BULL/BEAR CONTRACTS

Code	Callable Bull/Bear Contracts	No. of issue (units)	Listing date	Expiry	Amount raised (HK\$mil.)
69022	Credit Suisse AG – SMIC R Bull CBBC Dec 2017 D	50,000,000	2017/05/09	2017/12/28	12.50
68988	Bank of East Asia – SMIC R Bull CBBC Dec 2018 A	25,000,000	2017/05/09	2018/12/19	10.00
68990	Bank of East Asia – SMIC R Bull CBBC Dec 2018 B	25,000,000	2017/05/09	2018/12/19	10.00
69044	Goldman Sachs SP (Asia) – HSI R Bull CBBC Aug 2018 V	200,000,000	2017/05/09	2018/08/30	50.00
69038	Goldman Sachs SP (Asia) – HSI R Bear CBBC Aug 2017 K	200,000,000	2017/05/09	2017/08/30	50.00
68942	HK Bank – A50 R Bull CBBC Aug 2018 A	50,000,000	2017/05/09	2018/08/31	12.50
68949	HK Bank – A50 R Bull CBBC Aug 2018 B	50,000,000	2017/05/09	2018/08/17	12.50
68941	HK Bank – A50 R Bull CBBC Jan 2020 A	100,000,000	2017/05/09	2020/01/13	35.00
68976	HK Bank – HSCEI R Bull CBBC Jan 2018 A	60,000,000	2017/05/09	2018/01/30	15.00
68985	HK Bank – HSI R Bear CBBC Jan 2018 F	100,000,000	2017/05/09	2018/01/30	25.00
68981	HK Bank – Ping An R Bull CBBC May 2018 A	60,000,000	2017/05/09	2018/05/31	15.00
68984	HK Bank – Ping An R Bear CBBC May 2018 A	40,000,000	2017/05/09	2018/05/31	10.00
68978	HK Bank – SMIC R Bull CBBC Aug 2018 A	40,000,000	2017/05/09	2018/08/31	10.00
68951	HK Bank – Tencent R Bear CBBC Sep 2018 B	50,000,000	2017/05/09	2018/09/14	25.00
69058	J P Morgan SP BV – AIA R Bull CBBC Jun 2018 B	100,000,000	2017/05/09	2018/06/15	25.00
69053	J P Morgan SP BV – A50 China R Bull CBBC Nov 2018 B	60,000,000	2017/05/09	2018/11/16	15.00
69047	J P Morgan SP BV – HSI R Bull CBBC Mar 2018 R	200,000,000	2017/05/09	2018/03/28	50.00
69050	J P Morgan SP BV – HSI R Bull CBBC Aug 2018 I	200,000,000	2017/05/09	2018/08/30	50.00
69060	J P Morgan SP BV – HSI R Bear CBBC Aug 2017 M	200,000,000	2017/05/09	2017/08/30	50.00
68927	SG Issuer – A50 R Bull CBBC Feb 2018 B	40,000,000	2017/05/09	2018/02/27	10.00
68932	SG Issuer – A50 R Bull CBBC Jun 2018 A	40,000,000	2017/05/09	2018/06/28	10.00
68938	SG Issuer – A50 R Bull CBBC Nov 2018 A	40,000,000	2017/05/09	2018/11/29	10.00
68940	SG Issuer – A50 R Bull CBBC Jan 2019 A	40,000,000	2017/05/09	2019/01/30	10.00
68911	SG Issuer – A50 R Bear CBBC Oct 2017 B	40,000,000	2017/05/09	2017/10/30	10.00
68917	SG Issuer – A50 R Bear CBBC Oct 2017 C	40,000,000	2017/05/09	2017/10/30	10.00
68930	SG Issuer – A50 R Bear CBBC Feb 2018 A	40,000,000	2017/05/09	2018/02/27	10.00
69073	SG Issuer – HSI R Bull CBBC Nov 2018 A	200,000,000	2017/05/09	2018/11/29	50.00
69078	SG Issuer – HSI R Bull CBBC Dec 2018 A	200,000,000	2017/05/09	2018/12/28	50.00
69069	SG Issuer – HSI R Bear CBBC Sep 2017 K	200,000,000	2017/05/09	2017/09/28	50.00
69071	SG Issuer – HSI R Bear CBBC Dec 2017 A	200,000,000	2017/05/09	2017/12/28	50.00
69028	UBS AG – HSBC R Bull CBBC Dec 2017 E	40,000,000	2017/05/09	2017/12/04	10.00
69023	UBS AG – HSI R Bull CBBC Jul 2018 D	200,000,000	2017/05/09	2018/07/30	50.00
69036	UBS AG – HSI R Bear CBBC Aug 2017 J	200,000,000	2017/05/09	2017/08/30	50.00
69037	UBS AG – HSI R Bear CBBC Aug 2017 K	250,000,000	2017/05/09	2017/08/30	62.50
69029	UBS AG – Sands China R Bear CBBC Nov 2017 A	40,000,000	2017/05/09	2017/11/06	10.00
69228	Credit Suisse AG – HSI R Bull CBBC Feb 2018 N	300,000,000	2017/05/10	2018/02/27	75.00
69214	Credit Suisse AG – HSI R Bull CBBC Mar 2018 D	200,000,000	2017/05/10	2018/03/28	50.00
69184	Credit Suisse AG – HSI R Bear CBBC Aug 2017 W	200,000,000	2017/05/10	2017/08/30	50.00
69190	Credit Suisse AG – HSI R Bear CBBC Nov 2017 A	300,000,000	2017/05/10	2017/11/29	75.00
69226	Credit Suisse AG – PICC P&C R Bull CBBC Jan 2018 A	40,000,000	2017/05/10	2018/01/19	10.00
69233	Credit Suisse AG – Tencent R Bull CBBC Jan 2018 M	50,000,000	2017/05/10	2018/01/19	12.50
69240	Credit Suisse AG – Tencent R Bear CBBC Jan 2018 A	50,000,000	2017/05/10	2018/01/18	18.25
69236	Credit Suisse AG – Tencent R Bear CBBC Feb 2018 A	50,000,000	2017/05/10	2018/02/08	20.50
69136	Bank of East Asia – PICC P&C R Bull CBBC Apr 2018 A	40,000,000	2017/05/10	2018/04/12	10.00
69132	Bank of East Asia – Ping An R Bull CBBC Apr 2018 A	16,000,000	2017/05/10	2018/04/12	10.40

MAIN BOARD CALLABLE BULL/BEAR CONTRACTS

Code	Callable Bull/Bear Contracts	No. of issue (units)	Listing date	Expiry	Amount raised (HK\$mil.)
69119	Bank of East Asia – Tencent R Bull CBBC Apr 2018 F	40,000,000	2017/05/10	2018/04/12	10.00
69122	Bank of East Asia – Tencent R Bull CBBC Apr 2018 G	40,000,000	2017/05/10	2018/04/12	10.00
69141	Goldman Sachs SP (Asia) – HSI R Bull CBBC Aug 2018 W	200,000,000	2017/05/10	2018/08/30	50.00
69146	Goldman Sachs SP (Asia) – HSI R Bear CBBC Aug 2017 L	200,000,000	2017/05/10	2017/08/30	50.00
69143	Goldman Sachs SP (Asia) – HSI R Bear CBBC Sep 2017 B	200,000,000	2017/05/10	2017/09/28	50.00
69145	Goldman Sachs SP (Asia) – HSI R Bear CBBC Sep 2017 C	200,000,000	2017/05/10	2017/09/28	50.00
69088	HK Bank – ABC R Bull CBBC Apr 2018 A	50,000,000	2017/05/10	2018/04/30	12.50
69107	HK Bank – Geely Auto R Bear CBBC Apr 2018 C	40,000,000	2017/05/10	2018/04/30	10.00
69087	HK Bank – Great Wall Motor R Bull CBBC Jul 2018 A	40,000,000	2017/05/10	2018/07/30	10.00
69118	HK Bank – HSI R Bull CBBC Apr 2018 A	100,000,000	2017/05/10	2018/04/27	25.00
69108	HK Bank – HSI R Bull CBBC Aug 2018 A	150,000,000	2017/05/10	2018/08/30	37.50
69079	HK Bank – HSI R Bear CBBC Feb 2018 E	100,000,000	2017/05/10	2018/02/27	25.00
69086	HK Bank – HSI R Bear CBBC Mar 2018 D	100,000,000	2017/05/10	2018/03/28	25.00
69100	HK Bank – PICC P&C R Bull CBBC Jul 2018 A	40,000,000	2017/05/10	2018/07/30	10.00
69101	HK Bank – Tencent R Bull CBBC Apr 2018 L	60,000,000	2017/05/10	2018/04/30	15.00
69265	J P Morgan SP BV – Greatwall Motor R Bull CBBC Jul 2018 A	40,000,000	2017/05/10	2018/07/20	10.00
69267	J P Morgan SP BV – Greatwall Motor R Bull CBBC Aug 2018 A	40,000,000	2017/05/10	2018/08/17	10.00
69180	J P Morgan SP BV – HSI R Bull CBBC Mar 2018 S	200,000,000	2017/05/10	2018/03/28	50.00
69178	J P Morgan SP BV – HSI R Bull CBBC Aug 2018 J	200,000,000	2017/05/10	2018/08/30	50.00
69147	J P Morgan SP BV – HSI R Bear CBBC Aug 2017 N	200,000,000	2017/05/10	2017/08/30	50.00
69183	J P Morgan SP BV – HSI R Bear CBBC Aug 2017 O	200,000,000	2017/05/10	2017/08/30	50.00
69254	J P Morgan SP BV – Lenovo R Bull CBBC Sep 2018 A	50,000,000	2017/05/10	2018/09/21	12.50
69264	J P Morgan SP BV – Tencent R Bull CBBC Aug 2018 A	40,000,000	2017/05/10	2018/08/17	10.00
69255	J P Morgan SP BV – Tencent R Bear CBBC Jul 2018 B	40,000,000	2017/05/10	2018/07/20	14.00
69241	SG Issuer – HSI R Bear CBBC Aug 2017 K	200,000,000	2017/05/10	2017/08/30	50.00
69249	SG Issuer – Tencent R Bull CBBC Feb 2018 E	100,000,000	2017/05/10	2018/02/27	25.00
69248	SG Issuer – Tencent R Bear CBBC Oct 2017 E	100,000,000	2017/05/10	2017/10/30	25.50
69166	UBS AG – HSI R Bull CBBC Jul 2018 E	200,000,000	2017/05/10	2018/07/30	50.00
69154	UBS AG – HSI R Bear CBBC Aug 2017 L	250,000,000	2017/05/10	2017/08/30	62.50
69163	UBS AG – HSI R Bear CBBC Aug 2017 M	200,000,000	2017/05/10	2017/08/30	50.00
69345	BNP Paribas Issuance B.V. – HSI R Bull CBBC Aug 2018 I	250,000,000	2017/05/11	2018/08/30	62.50
69278	Credit Suisse AG – AIA R Bull CBBC Dec 2017 C	50,000,000	2017/05/11	2017/12/14	12.50
69283	Credit Suisse AG – HSBC R Bull CBBC Jan 2018 B	50,000,000	2017/05/11	2018/01/05	12.50
69291	Credit Suisse AG – HSBC R Bull CBBC Jan 2018 C	50,000,000	2017/05/11	2018/01/11	12.50
69276	Credit Suisse AG – HSI R Bull CBBC Feb 2018 P	150,000,000	2017/05/11	2018/02/27	37.50
69277	Credit Suisse AG – HSI R Bear CBBC Aug 2017 X	200,000,000	2017/05/11	2017/08/30	50.00
69292	Credit Suisse AG – Lenovo R Bull CBBC Jan 2018 A	50,000,000	2017/05/11	2018/01/25	12.50
69317	Goldman Sachs SP (Asia) – HSI R Bear CBBC Sep 2017 D	200,000,000	2017/05/11	2017/09/28	50.00
69318	Goldman Sachs SP (Asia) – HSI R Bear CBBC Sep 2017 E	200,000,000	2017/05/11	2017/09/28	50.00
69274	HK Bank – ABC R Bear CBBC Apr 2018 B	40,000,000	2017/05/11	2018/04/23	10.00
69273	HK Bank – Geely Auto R Bear CBBC Apr 2018 D	40,000,000	2017/05/11	2018/04/23	10.00
69271	HK Bank – Great Wall Motor R Bull CBBC Apr 2018 A	40,000,000	2017/05/11	2018/04/09	10.00
69268	HK Bank – Lenovo R Bull CBBC Apr 2018 A	40,000,000	2017/05/11	2018/04/09	10.00
69270	HK Bank – Tencent R Bear CBBC Apr 2018 B	50,000,000	2017/05/11	2018/04/09	12.50
69325	J P Morgan SP BV – HSBC R Bull CBBC Jun 2018 A	100,000,000	2017/05/11	2018/06/15	25.00

MAIN BOARD CALLABLE BULL/BEAR CONTRACTS

Code	Callable Bull/Bear Contracts	No. of issue (units)	Listing date	Expiry	Amount raised (HK\$mil.)
69323	J P Morgan SP BV – Tencent R Bear CBBC Jul 2018 C	40,000,000	2017/05/11	2018/07/20	10.00
69334	SG Issuer – Geely Auto R Bear CBBC Nov 2017 B	40,000,000	2017/05/11	2017/11/29	10.00
69338	SG Issuer – HSBC R Bull CBBC Jan 2018 A	100,000,000	2017/05/11	2018/01/30	25.00
69344	SG Issuer – HSI R Bull CBBC Nov 2018 B	200,000,000	2017/05/11	2018/11/29	50.00
69295	UBS AG – HSI R Bull CBBC Jul 2018 F	200,000,000	2017/05/11	2018/07/30	50.00
69313	UBS AG – HSI R Bear CBBC Aug 2017 N	250,000,000	2017/05/11	2017/08/30	62.50
69309	UBS AG – Petrochina R Bull CBBC Dec 2017 C	40,000,000	2017/05/11	2017/12/04	10.00
69368	BNP Paribas Issuance B.V. – HSCEI R Bull CBBC Aug 2018 F	100,000,000	2017/05/12	2018/08/30	25.00
69401	BNP Paribas Issuance B.V. – HSI R Bull CBBC Aug 2018 J	250,000,000	2017/05/12	2018/08/30	62.50
69373	BNP Paribas Issuance B.V. – HSI R Bear CBBC Feb 2018 J	250,000,000	2017/05/12	2018/02/27	62.50
69375	BNP Paribas Issuance B.V. – HSI R Bear CBBC Feb 2018 P	250,000,000	2017/05/12	2018/02/27	62.50
69376	BNP Paribas Issuance B.V. – HSI R Bear CBBC Feb 2018 Q	250,000,000	2017/05/12	2018/02/27	62.50
69393	Credit Suisse AG – Geely Auto R Bear CBBC Dec 2017 G	50,000,000	2017/05/12	2017/12/28	12.50
69381	Credit Suisse AG – HSI R Bull CBBC Feb 2018 Q	200,000,000	2017/05/12	2018/02/27	50.00
69382	Credit Suisse AG – HSI R Bull CBBC Aug 2018 W	200,000,000	2017/05/12	2018/08/30	50.00
69390	Credit Suisse AG – HSI R Bear CBBC Aug 2017 A	200,000,000	2017/05/12	2017/08/30	50.00
69392	Credit Suisse AG – HSI R Bear CBBC Aug 2017 O	150,000,000	2017/05/12	2017/08/30	37.50
69369	Goldman Sachs SP (Asia) – HSI R Bull CBBC Aug 2018 X	200,000,000	2017/05/12	2018/08/30	50.00
69371	Goldman Sachs SP (Asia) – HSI R Bull CBBC Aug 2018 Y	200,000,000	2017/05/12	2018/08/30	50.00
69394	Goldman Sachs SP (Asia) – HSI R Bear CBBC Aug 2017 M	200,000,000	2017/05/12	2017/08/30	50.00
69396	Goldman Sachs SP (Asia) – HSI R Bear CBBC Aug 2017 N	200,000,000	2017/05/12	2017/08/30	50.00
69363	HK Bank – HSCEI R Bear CBBC Feb 2018 A	50,000,000	2017/05/12	2018/02/27	12.50
69365	HK Bank – HSCEI R Bear CBBC Mar 2018 A	50,000,000	2017/05/12	2018/03/28	12.50
69366	HK Bank – HSI R Bull CBBC Sep 2018 A	150,000,000	2017/05/12	2018/09/27	37.50
69351	HK Bank – HSI R Bear CBBC Feb 2018 F	100,000,000	2017/05/12	2018/02/27	25.00
69354	HK Bank – HSI R Bear CBBC Mar 2018 E	150,000,000	2017/05/12	2018/03/28	37.50
69346	HK Bank – Tencent R Bear CBBC Jul 2018 C	50,000,000	2017/05/12	2018/07/16	12.50
69397	J P Morgan SP BV – HSI R Bull CBBC Mar 2018 T	200,000,000	2017/05/12	2018/03/28	50.00
69398	J P Morgan SP BV – HSI R Bear CBBC Aug 2017 P	200,000,000	2017/05/12	2017/08/30	50.00
69424	J P Morgan SP BV – HSI R Bear CBBC Aug 2017 Q	200,000,000	2017/05/12	2017/08/30	50.00
69443	J P Morgan SP BV – PetCh R Bull CBBC Oct 2018 A	80,000,000	2017/05/12	2018/10/19	20.00
69421	SG Issuer – HSI R Bull CBBC Oct 2018 G	200,000,000	2017/05/12	2018/10/30	50.00
69422	SG Issuer – HSI R Bull CBBC Nov 2018 C	200,000,000	2017/05/12	2018/11/29	50.00
69406	SG Issuer – HSI R Bear CBBC Aug 2017 N	200,000,000	2017/05/12	2017/08/30	50.00
69415	SG Issuer – HSI R Bear CBBC Sep 2017 L	200,000,000	2017/05/12	2017/09/28	50.00
69377	UBS AG – HSI R Bull CBBC Aug 2018 O	200,000,000	2017/05/12	2018/08/30	50.00
69379	UBS AG – HSI R Bear CBBC Aug 2017 O	200,000,000	2017/05/12	2017/08/30	50.00
69378	UBS AG – Petrochina R Bull CBBC Nov 2017 A	40,000,000	2017/05/12	2017/11/20	10.00
69450	BNP Paribas Issuance B.V. – HSI R Bull CBBC Aug 2018 K	250,000,000	2017/05/15	2018/08/30	62.50
69508	Credit Suisse AG – HSI R Bull CBBC Feb 2018 R	200,000,000	2017/05/15	2018/02/27	50.00
69500	Credit Suisse AG – HSI R Bear CBBC Aug 2017 Y	200,000,000	2017/05/15	2017/08/30	50.00
69501	Credit Suisse AG – Lenovo R Bull CBBC Feb 2018 A	50,000,000	2017/05/15	2018/02/02	12.50
69446	Goldman Sachs SP (Asia) – HSI R Bear CBBC Aug 2017 O	200,000,000	2017/05/15	2017/08/30	50.00
69456	HK Bank – COVS R Bear CBBC Apr 2018 A	40,000,000	2017/05/15	2018/04/23	18.00
69461	HK Bank – Geely Auto R Bull CBBC Apr 2018 B	40,000,000	2017/05/15	2018/04/23	10.00

MAIN BOARD CALLABLE BULL/BEAR CONTRACTS

Code	Callable Bull/Bear Contracts	No. of issue (units)	Listing date	Expiry	Amount raised (HK\$mil.)
69495	HK Bank – Galaxy Ent R Bear CBBC Jul 2018 A	40,000,000	2017/05/15	2018/07/16	10.00
69468	HK Bank – HSI R Bull CBBC Apr 2018 B	100,000,000	2017/05/15	2018/04/27	25.00
69469	HK Bank – HSI R Bull CBBC Apr 2018 C	100,000,000	2017/05/15	2018/04/27	25.00
69471	HK Bank – HSI R Bull CBBC Aug 2018 B	150,000,000	2017/05/15	2018/08/30	37.50
69474	HK Bank – PetCh R Bear CBBC Apr 2018 A	40,000,000	2017/05/15	2018/04/23	10.00
69452	HK Bank – Tencent R Bull CBBC Apr 2018 M	60,000,000	2017/05/15	2018/04/30	15.00
69532	J P Morgan SP BV – HSI R Bull CBBC Feb 2018 J	200,000,000	2017/05/15	2018/02/27	50.00
69529	J P Morgan SP BV – HSI R Bear CBBC Aug 2017 R	200,000,000	2017/05/15	2017/08/30	50.00
69534	J P Morgan SP BV – HSI R Bear CBBC Aug 2017 S	200,000,000	2017/05/15	2017/08/30	50.00
69539	J P Morgan SP BV – Tencent R Bull CBBC Jul 2018 C	40,000,000	2017/05/15	2018/07/20	10.00
69545	SG Issuer – HSI R Bull CBBC Sep 2018 N	200,000,000	2017/05/15	2018/09/27	50.00
69541	SG Issuer – HSI R Bear CBBC Aug 2017 C	200,000,000	2017/05/15	2017/08/30	50.00
69543	SG Issuer – HSI R Bear CBBC Sep 2017 M	200,000,000	2017/05/15	2017/09/28	50.00
69513	UBS AG – HSI R Bull CBBC Sep 2018 B	250,000,000	2017/05/15	2018/09/27	62.50
69509	UBS AG – HSI R Bear CBBC Aug 2017 P	250,000,000	2017/05/15	2017/08/30	62.50
69527	UBS AG – HSI R Bear CBBC Aug 2017 Q	200,000,000	2017/05/15	2017/08/30	50.00
69547	BNP Paribas Issuance B.V. – HSCEI R Bear CBBC Feb 2018 G	100,000,000	2017/05/16	2018/02/27	25.00
69595	BNP Paribas Issuance B.V. – HSI R Bull CBBC Aug 2018 F	250,000,000	2017/05/16	2018/08/30	62.50
69588	BNP Paribas Issuance B.V. – HSI R Bull CBBC Aug 2018 L	250,000,000	2017/05/16	2018/08/30	62.50
69568	BNP Paribas Issuance B.V. – HSI R Bear CBBC Feb 2018 D	250,000,000	2017/05/16	2018/02/27	62.50
69555	BNP Paribas Issuance B.V. – HSI R Bear CBBC Feb 2018 R	250,000,000	2017/05/16	2018/02/27	62.50
69553	BNP Paribas Issuance B.V. – Tencent R Bull CBBC Aug 2018 B	50,000,000	2017/05/16	2018/08/30	12.50
69671	Credit Suisse AG – HKEX R Bull CBBC Jan 2018 A	50,000,000	2017/05/16	2018/01/12	12.50
69716	Credit Suisse AG – HSI R Bull CBBC Mar 2018 E	200,000,000	2017/05/16	2018/03/28	50.00
69718	Credit Suisse AG – HSI R Bull CBBC Mar 2018 F	150,000,000	2017/05/16	2018/03/28	37.50
69664	Credit Suisse AG – HSI R Bear CBBC Sep 2017 J	200,000,000	2017/05/16	2017/09/28	50.00
69668	Credit Suisse AG – HSI R Bear CBBC Sep 2017 K	200,000,000	2017/05/16	2017/09/28	50.00
69669	Credit Suisse AG – HSI R Bear CBBC Sep 2017 L	200,000,000	2017/05/16	2017/09/28	50.00
69670	Credit Suisse AG – HSI R Bear CBBC Nov 2017 B	200,000,000	2017/05/16	2017/11/29	50.00
69666	Credit Suisse AG – HSI R Bear CBBC May 2018 A	200,000,000	2017/05/16	2018/05/30	50.00
69690	Credit Suisse AG – Tencent R Bull CBBC Jan 2018 N	50,000,000	2017/05/16	2018/01/25	12.50
69687	Credit Suisse AG – Tencent R Bear CBBC Dec 2017 D	50,000,000	2017/05/16	2017/12/22	21.50
69799	Goldman Sachs SP (Asia) – HSI R Bull CBBC Aug 2018 A	200,000,000	2017/05/16	2018/08/30	50.00
69798	Goldman Sachs SP (Asia) – HSI R Bull CBBC Aug 2018 Z	200,000,000	2017/05/16	2018/08/30	50.00
69570	Goldman Sachs SP (Asia) – HSI R Bear CBBC Aug 2017 P	200,000,000	2017/05/16	2017/08/30	50.00
69566	HK Bank – China Mobile R Bull CBBC Jul 2018 A	50,000,000	2017/05/16	2018/07/09	12.50
69567	HK Bank – China Mobile R Bull CBBC Aug 2018 A	50,000,000	2017/05/16	2018/08/13	12.50
69557	HK Bank – Galaxy Ent R Bull CBBC Jun 2018 A	80,000,000	2017/05/16	2018/06/25	20.00
69560	HK Bank – HKEX R Bull CBBC Jul 2018 A	50,000,000	2017/05/16	2018/07/09	12.50
69719	HK Bank – HSI R Bull CBBC Jul 2018 A	150,000,000	2017/05/16	2018/07/30	37.50
69725	HK Bank – HSI R Bull CBBC Jul 2018 B	100,000,000	2017/05/16	2018/07/30	25.00
69596	HK Bank – Tencent R Bull CBBC Jun 2018 A	60,000,000	2017/05/16	2018/06/25	15.00
69558	HK Bank – Tencent R Bull CBBC Jul 2018 A	60,000,000	2017/05/16	2018/07/09	15.00
69746	J P Morgan SP BV – COVS R Bull CBBC Apr 2018 A	40,000,000	2017/05/16	2018/04/20	10.00
69736	J P Morgan SP BV – China Life R Bull CBBC Apr 2018 A	40,000,000	2017/05/16	2018/04/20	10.00

MAIN BOARD CALLABLE BULL/BEAR CONTRACTS

Code	Callable Bull/Bear Contracts	No. of issue (units)	Listing date	Expiry	Amount raised (HK\$mil.)
69741	J P Morgan SP BV – Geely Auto R Bull CBBC Apr 2018 A	80,000,000	2017/05/16	2018/04/20	20.00
69733	J P Morgan SP BV – HKEX R Bull CBBC Mar 2018 B	40,000,000	2017/05/16	2018/03/16	10.00
69649	J P Morgan SP BV – HSCEI R Bear CBBC Apr 2018 A	100,000,000	2017/05/16	2018/04/27	25.00
69651	J P Morgan SP BV – HSCEI R Bear CBBC Apr 2018 B	100,000,000	2017/05/16	2018/04/27	25.00
69753	J P Morgan SP BV – HSI R Bull CBBC Feb 2018 K	200,000,000	2017/05/16	2018/02/27	50.00
69624	J P Morgan SP BV – HSI R Bull CBBC Mar 2018 U	200,000,000	2017/05/16	2018/03/28	50.00
69754	J P Morgan SP BV – HSI R Bull CBBC Aug 2018 K	200,000,000	2017/05/16	2018/08/30	50.00
69620	J P Morgan SP BV – HSI R Bear CBBC Aug 2017 T	200,000,000	2017/05/16	2017/08/30	50.00
69621	J P Morgan SP BV – HSI R Bear CBBC Aug 2017 U	200,000,000	2017/05/16	2017/08/30	50.00
69657	J P Morgan SP BV – HSI R Bear CBBC Aug 2017 V	200,000,000	2017/05/16	2017/08/30	50.00
69619	J P Morgan SP BV – HSI R Bear CBBC Jan 2018 C	200,000,000	2017/05/16	2018/01/30	50.00
69759	J P Morgan SP BV – HSI R Bear CBBC Jan 2018 D	200,000,000	2017/05/16	2018/01/30	50.00
69726	J P Morgan SP BV – Tencent R Bull CBBC Sep 2017 H	40,000,000	2017/05/16	2017/09/15	10.00
69727	J P Morgan SP BV – Tencent R Bull CBBC Sep 2017 I	40,000,000	2017/05/16	2017/09/15	10.00
69730	J P Morgan SP BV – Tencent R Bear CBBC Jan 2018 A	40,000,000	2017/05/16	2018/01/19	14.00
69602	Macquarie Bank Ltd. – HSI R Bull CBBC May 2018 A	40,000,000	2017/05/16	2018/05/30	10.00
69608	Macquarie Bank Ltd. – HSI R Bull CBBC May 2018 B	40,000,000	2017/05/16	2018/05/30	10.00
69610	Macquarie Bank Ltd. – HSI R Bull CBBC May 2018 C	40,000,000	2017/05/16	2018/05/30	10.00
69597	Macquarie Bank Ltd. – HSI R Bear CBBC May 2018 C	40,000,000	2017/05/16	2018/05/30	10.00
69600	Macquarie Bank Ltd. – HSI R Bear CBBC May 2018 D	40,000,000	2017/05/16	2018/05/30	10.00
69576	SG Issuer – HKEX R Bull CBBC Feb 2018 C	100,000,000	2017/05/16	2018/02/27	25.00
69793	SG Issuer – HSI R Bull CBBC Sep 2018 P	200,000,000	2017/05/16	2018/09/27	50.00
69796	SG Issuer – HSI R Bull CBBC Sep 2018 Q	200,000,000	2017/05/16	2018/09/27	50.00
69797	SG Issuer – HSI R Bull CBBC Oct 2018 I	200,000,000	2017/05/16	2018/10/30	50.00
69788	SG Issuer – HSI R Bear CBBC Aug 2017 D	200,000,000	2017/05/16	2017/08/30	50.00
69789	SG Issuer – HSI R Bear CBBC Aug 2017 J	200,000,000	2017/05/16	2017/08/30	50.00
69791	SG Issuer – HSI R Bear CBBC Sep 2017 N	200,000,000	2017/05/16	2017/09/28	50.00
69792	SG Issuer – HSI R Bear CBBC Sep 2017 O	200,000,000	2017/05/16	2017/09/28	50.00
69580	SG Issuer – Tencent R Bull CBBC Mar 2018 D	100,000,000	2017/05/16	2018/03/28	25.00
69778	UBS AG – HSI R Bull CBBC Jul 2018 G	250,000,000	2017/05/16	2018/07/30	62.50
69760	UBS AG – HSI R Bull CBBC Aug 2018 P	250,000,000	2017/05/16	2018/08/30	62.50
69781	UBS AG – HSI R Bull CBBC Sep 2018 C	200,000,000	2017/05/16	2018/09/27	50.00
69761	UBS AG – HSI R Bear CBBC Aug 2017 R	200,000,000	2017/05/16	2017/08/30	50.00
69767	UBS AG – HSI R Bear CBBC Aug 2017 S	250,000,000	2017/05/16	2017/08/30	62.50
69771	UBS AG – HSI R Bear CBBC Aug 2017 T	200,000,000	2017/05/16	2017/08/30	50.00
69775	UBS AG – HSI R Bear CBBC Aug 2017 U	200,000,000	2017/05/16	2017/08/30	50.00
69763	UBS AG – Tencent R Bull CBBC Dec 2017 E	50,000,000	2017/05/16	2017/12/11	12.50
69765	UBS AG – Tencent R Bull CBBC Jan 2018 A	50,000,000	2017/05/16	2018/01/08	12.50
69907	BNP Paribas Issuance B.V. – HSI R Bull CBBC Aug 2018 G	250,000,000	2017/05/17	2018/08/30	62.50
69908	BNP Paribas Issuance B.V. – HSI R Bull CBBC Aug 2018 M	250,000,000	2017/05/17	2018/08/30	62.50
69817	BNP Paribas Issuance B.V. – HSI R Bear CBBC Feb 2018 C	250,000,000	2017/05/17	2018/02/27	62.50
69842	BNP Paribas Issuance B.V. – HSI R Bear CBBC Feb 2018 E	250,000,000	2017/05/17	2018/02/27	62.50
69805	BNP Paribas Issuance B.V. – HSI R Bear CBBC Feb 2018 L	250,000,000	2017/05/17	2018/02/27	62.50
69806	BNP Paribas Issuance B.V. – HSI R Bear CBBC Feb 2018 M	250,000,000	2017/05/17	2018/02/27	62.50
69801	BNP Paribas Issuance B.V. – HSI R Bear CBBC Feb 2018 S	250,000,000	2017/05/17	2018/02/27	62.50

MAIN BOARD CALLABLE BULL/BEAR CONTRACTS

Code	Callable Bull/Bear Contracts	No. of issue (units)	Listing date	Expiry	Amount raised (HK\$mil.)
69803	BNP Paribas Issuance B.V. – HSI R Bear CBBC Feb 2018 V	250,000,000	2017/05/17	2018/02/27	62.50
69810	BNP Paribas Issuance B.V. – HSI R Bear CBBC Feb 2018 W	250,000,000	2017/05/17	2018/02/27	62.50
69827	BNP Paribas Issuance B.V. – HSI R Bear CBBC Feb 2018 X	250,000,000	2017/05/17	2018/02/27	62.50
69967	Credit Suisse AG – CCB R Bull CBBC Dec 2017 D	50,000,000	2017/05/17	2017/12/21	12.50
69964	Credit Suisse AG – Geely Auto R Bull CBBC Dec 2017 I	50,000,000	2017/05/17	2017/12/28	12.50
69969	Credit Suisse AG – HSCEI R Bull CBBC Mar 2018 A	100,000,000	2017/05/17	2018/03/28	25.00
69971	Credit Suisse AG – HSCEI R Bull CBBC Mar 2018 B	100,000,000	2017/05/17	2018/03/28	25.00
69957	Credit Suisse AG – HSI R Bull CBBC Feb 2018 D	200,000,000	2017/05/17	2018/02/27	50.00
69956	Credit Suisse AG – HSI R Bull CBBC May 2018 A	200,000,000	2017/05/17	2018/05/30	50.00
69958	Credit Suisse AG – HSI R Bull CBBC Aug 2018 X	200,000,000	2017/05/17	2018/08/30	50.00
69947	Credit Suisse AG – HSI R Bear CBBC Sep 2017 M	150,000,000	2017/05/17	2017/09/28	37.50
69948	Credit Suisse AG – HSI R Bear CBBC Sep 2017 N	200,000,000	2017/05/17	2017/09/28	50.00
69949	Credit Suisse AG – HSI R Bear CBBC Sep 2017 O	150,000,000	2017/05/17	2017/09/28	37.50
69951	Credit Suisse AG – HSI R Bear CBBC Sep 2017 P	200,000,000	2017/05/17	2017/09/28	50.00
69952	Credit Suisse AG – HSI R Bear CBBC Sep 2017 Q	200,000,000	2017/05/17	2017/09/28	50.00
69955	Credit Suisse AG – HSI R Bear CBBC Sep 2017 R	200,000,000	2017/05/17	2017/09/28	50.00
69960	Credit Suisse AG – Ping An R Bull CBBC Feb 2018 A	50,000,000	2017/05/17	2018/02/23	12.50
69965	Credit Suisse AG – Sands China R Bear CBBC Feb 2018 A	50,000,000	2017/05/17	2018/02/23	12.50
69961	Credit Suisse AG – Tencent R Bull CBBC Mar 2018 B	50,000,000	2017/05/17	2018/03/02	12.50
69901	Goldman Sachs SP (Asia) – HSI R Bull CBBC Jan 2018 G	200,000,000	2017/05/17	2018/01/30	50.00
69903	Goldman Sachs SP (Asia) – HSI R Bull CBBC Jan 2018 H	200,000,000	2017/05/17	2018/01/30	50.00
69830	Goldman Sachs SP (Asia) – HSI R Bear CBBC Aug 2017 Q	200,000,000	2017/05/17	2017/08/30	50.00
69838	Goldman Sachs SP (Asia) – HSI R Bear CBBC Aug 2017 R	200,000,000	2017/05/17	2017/08/30	50.00
69897	Goldman Sachs SP (Asia) – HSI R Bear CBBC Oct 2017 B	200,000,000	2017/05/17	2017/10/30	50.00
69898	Goldman Sachs SP (Asia) – HSI R Bear CBBC Oct 2017 C	200,000,000	2017/05/17	2017/10/30	50.00
69861	HK Bank – HKEX R Bull CBBC Apr 2018 B	50,000,000	2017/05/17	2018/04/09	12.50
69875	HK Bank – HSCEI R Bull CBBC Jul 2018 A	60,000,000	2017/05/17	2018/07/30	15.00
69879	HK Bank – HSI R Bull CBBC Jul 2018 C	100,000,000	2017/05/17	2018/07/30	25.00
69893	HK Bank – HSI R Bull CBBC Jul 2018 D	100,000,000	2017/05/17	2018/07/30	25.00
69895	HK Bank – HSI R Bear CBBC Apr 2018 A	100,000,000	2017/05/17	2018/04/27	25.00
69896	HK Bank – HSI R Bear CBBC Apr 2018 B	100,000,000	2017/05/17	2018/04/27	25.00
69874	HK Bank – Ping An R Bull CBBC Apr 2018 A	60,000,000	2017/05/17	2018/04/23	15.00
69873	HK Bank – Ping An R Bear CBBC Aug 2018 A	40,000,000	2017/05/17	2018/08/13	10.00
69872	HK Bank – Tencent R Bull CBBC Jun 2018 B	60,000,000	2017/05/17	2018/06/25	15.00
69871	HK Bank – Tencent R Bull CBBC Jul 2018 B	60,000,000	2017/05/17	2018/07/09	15.00
69978	J P Morgan SP BV – HKEX R Bull CBBC Apr 2018 B	40,000,000	2017/05/17	2018/04/20	10.00
69929	J P Morgan SP BV – HSI R Bull CBBC Mar 2018 V	200,000,000	2017/05/17	2018/03/28	50.00
69979	J P Morgan SP BV – HSI R Bull CBBC Mar 2018 W	200,000,000	2017/05/17	2018/03/28	50.00
69924	J P Morgan SP BV – HSI R Bear CBBC Aug 2017 W	200,000,000	2017/05/17	2017/08/30	50.00
69981	J P Morgan SP BV – HSI R Bear CBBC Aug 2017 Y	200,000,000	2017/05/17	2017/08/30	50.00
69982	J P Morgan SP BV – HSI R Bear CBBC Aug 2017 Z	200,000,000	2017/05/17	2017/08/30	50.00
69984	J P Morgan SP BV – HSI R Bear CBBC Oct 2017 A	200,000,000	2017/05/17	2017/10/30	50.00
69985	J P Morgan SP BV – HSI R Bear CBBC Dec 2017 A	200,000,000	2017/05/17	2017/12/28	50.00
69991	J P Morgan SP BV – HSI R Bear CBBC Jan 2018 E	200,000,000	2017/05/17	2018/01/30	50.00
69977	J P Morgan SP BV – Ping An R Bull CBBC Jun 2018 C	150,000,000	2017/05/17	2018/06/15	37.50

MAIN BOARD CALLABLE BULL/BEAR CONTRACTS

Code	Callable Bull/Bear Contracts	No. of issue (units)	Listing date	Expiry	Amount raised (HK\$mil.)
69926	J P Morgan SP BV – Tencent R Bull CBBC Sep 2017 J	40,000,000	2017/05/17	2017/09/15	10.00
69930	Macquarie Bank Ltd. – HSI R Bear CBBC Jun 2018 A	40,000,000	2017/05/17	2018/06/28	10.00
69936	Macquarie Bank Ltd. – HSI R Bear CBBC Jun 2018 B	40,000,000	2017/05/17	2018/06/28	10.00
69914	SG Issuer – China Life R Bull CBBC Feb 2018 C	40,000,000	2017/05/17	2018/02/27	10.00
69942	SG Issuer – HSI R Bull CBBC Sep 2018 R	200,000,000	2017/05/17	2018/09/27	50.00
69944	SG Issuer – HSI R Bull CBBC Oct 2018 K	200,000,000	2017/05/17	2018/10/30	50.00
69945	SG Issuer – HSI R Bull CBBC Oct 2018 L	200,000,000	2017/05/17	2018/10/30	50.00
69946	SG Issuer – HSI R Bull CBBC Nov 2018 D	200,000,000	2017/05/17	2018/11/29	50.00
69856	SG Issuer – HSI R Bull CBBC Dec 2018 B	200,000,000	2017/05/17	2018/12/28	50.00
69857	SG Issuer – HSI R Bull CBBC Dec 2018 C	200,000,000	2017/05/17	2018/12/28	50.00
69937	SG Issuer – HSI R Bear CBBC Aug 2017 L	200,000,000	2017/05/17	2017/08/30	50.00
69852	SG Issuer – HSI R Bear CBBC Sep 2017 P	200,000,000	2017/05/17	2017/09/28	50.00
69938	SG Issuer – HSI R Bear CBBC Sep 2017 Q	200,000,000	2017/05/17	2017/09/28	50.00
69855	SG Issuer – HSI R Bear CBBC Oct 2017 E	200,000,000	2017/05/17	2017/10/30	50.00
69939	SG Issuer – HSI R Bear CBBC Oct 2017 F	200,000,000	2017/05/17	2017/10/30	50.00
69915	SG Issuer – Ping An R Bull CBBC Mar 2018 A	100,000,000	2017/05/17	2018/03/28	25.00
69921	SG Issuer – Tencent R Bull CBBC Feb 2018 F	100,000,000	2017/05/17	2018/02/27	25.00
69922	SG Issuer – Tencent R Bull CBBC Mar 2018 E	100,000,000	2017/05/17	2018/03/28	25.00
69916	SG Issuer – Tencent R Bear CBBC Nov 2017 D	100,000,000	2017/05/17	2017/11/29	25.00
69919	SG Issuer – Tencent R Bear CBBC Dec 2017 A	100,000,000	2017/05/17	2017/12/28	30.00
69996	UBS AG – HSCEI R Bear CBBC Aug 2017 A	100,000,000	2017/05/17	2017/08/30	25.00
60045	UBS AG – HSI R Bull CBBC Jul 2018 H	200,000,000	2017/05/17	2018/07/30	50.00
60046	UBS AG – HSI R Bull CBBC Aug 2018 Q	200,000,000	2017/05/17	2018/08/30	50.00
60047	UBS AG – HSI R Bull CBBC Aug 2018 R	250,000,000	2017/05/17	2018/08/30	62.50
60028	UBS AG – HSI R Bear CBBC Aug 2017 B	250,000,000	2017/05/17	2017/08/30	62.50
60001	UBS AG – HSI R Bear CBBC Aug 2017 V	250,000,000	2017/05/17	2017/08/30	62.50
60022	UBS AG – HSI R Bear CBBC Aug 2017 W	200,000,000	2017/05/17	2017/08/30	50.00
60023	UBS AG – HSI R Bear CBBC Aug 2017 X	200,000,000	2017/05/17	2017/08/30	50.00
60024	UBS AG – HSI R Bear CBBC Aug 2017 Y	200,000,000	2017/05/17	2017/08/30	50.00
60026	UBS AG – HSI R Bear CBBC Aug 2017 Z	200,000,000	2017/05/17	2017/08/30	50.00
60029	UBS AG – HSI R Bear CBBC Sep 2017 A	250,000,000	2017/05/17	2017/09/28	62.50
60030	UBS AG – HSI R Bear CBBC Sep 2017 B	250,000,000	2017/05/17	2017/09/28	76.25
69995	UBS AG – Tencent R Bear CBBC Dec 2017 C	50,000,000	2017/05/17	2017/12/11	15.25
60057	BNP Paribas Issuance B.V. – HSI R Bear CBBC Feb 2018 F	250,000,000	2017/05/18	2018/02/27	62.50
60059	BNP Paribas Issuance B.V. – Tencent R Bull CBBC Aug 2018 C	50,000,000	2017/05/18	2018/08/30	12.50
60060	BNP Paribas Issuance B.V. – Tencent R Bull CBBC Aug 2018 D	50,000,000	2017/05/18	2018/08/30	12.50
60104	Credit Suisse AG – HSI R Bull CBBC Feb 2018 J	200,000,000	2017/05/18	2018/02/27	50.00
60111	Credit Suisse AG – HSI R Bull CBBC Feb 2018 O	200,000,000	2017/05/18	2018/02/27	50.00
60099	Credit Suisse AG – HSI R Bull CBBC Aug 2018 Y	200,000,000	2017/05/18	2018/08/30	50.00
60101	Credit Suisse AG – HSI R Bear CBBC Sep 2017 S	200,000,000	2017/05/18	2017/09/28	50.00
60103	Credit Suisse AG – HSI R Bear CBBC Sep 2017 T	200,000,000	2017/05/18	2017/09/28	50.00
60106	Credit Suisse AG – HSI R Bear CBBC Sep 2017 U	200,000,000	2017/05/18	2017/09/28	50.00
60107	Credit Suisse AG – HSI R Bear CBBC Nov 2017 C	200,000,000	2017/05/18	2017/11/29	50.00
60108	Credit Suisse AG – Ping An R Bull CBBC Feb 2018 B	50,000,000	2017/05/18	2018/02/09	12.50
60161	Bank of East Asia – COVS R Bull CBBC Apr 2018 A	25,000,000	2017/05/18	2018/04/06	10.00

MAIN BOARD CALLABLE BULL/BEAR CONTRACTS

Code	Callable Bull/Bear Contracts	No. of issue (units)	Listing date	Expiry	Amount raised (HK\$mil.)
60159	Bank of East Asia – CKH R Bull CBBC Apr 2018 A	40,000,000	2017/05/18	2018/04/06	10.00
60162	Bank of East Asia – Geely Auto R Bull CBBC Apr 2018 A	40,000,000	2017/05/18	2018/04/06	10.00
60152	Bank of East Asia – HKEX R Bull CBBC Apr 2018 C	40,000,000	2017/05/18	2018/04/06	10.00
60164	Bank of East Asia – Ping An R Bull CBBC Apr 2018 B	16,000,000	2017/05/18	2018/04/06	10.40
60157	Bank of East Asia – Tencent R Bull CBBC Apr 2018 H	40,000,000	2017/05/18	2018/04/06	10.00
60158	Bank of East Asia – Tencent R Bull CBBC Apr 2018 I	40,000,000	2017/05/18	2018/04/06	10.00
60226	Goldman Sachs SP (Asia) – HSI R Bull CBBC Mar 2018 A	200,000,000	2017/05/18	2018/03/28	50.00
60233	Goldman Sachs SP (Asia) – HSI R Bull CBBC Mar 2018 B	200,000,000	2017/05/18	2018/03/28	50.00
60048	Goldman Sachs SP (Asia) – HSI R Bear CBBC Aug 2017 S	200,000,000	2017/05/18	2017/08/30	50.00
60056	Goldman Sachs SP (Asia) – HSI R Bear CBBC Aug 2017 T	200,000,000	2017/05/18	2017/08/30	50.00
60234	Goldman Sachs SP (Asia) – HSI R Bear CBBC Aug 2017 U	200,000,000	2017/05/18	2017/08/30	50.00
60069	HK Bank – CC Bank R Bear CBBC Aug 2018 A	40,000,000	2017/05/18	2018/08/13	10.00
60061	HK Bank – China Life R Bull CBBC Apr 2018 A	40,000,000	2017/05/18	2018/04/23	10.00
60062	HK Bank – HKEX R Bull CBBC Jul 2018 B	50,000,000	2017/05/18	2018/07/09	12.50
60076	HK Bank – HSI R Bear CBBC Apr 2018 C	100,000,000	2017/05/18	2018/04/27	25.00
60087	HK Bank – HSI R Bear CBBC Apr 2018 D	100,000,000	2017/05/18	2018/04/27	25.00
60093	HK Bank – HSI R Bear CBBC Jul 2018 A	100,000,000	2017/05/18	2018/07/30	25.00
60205	J P Morgan SP BV – HKEX R Bull CBBC Apr 2018 C	40,000,000	2017/05/18	2018/04/20	10.00
60167	J P Morgan SP BV – HSI R Bull CBBC Mar 2018 X	200,000,000	2017/05/18	2018/03/28	50.00
60168	J P Morgan SP BV – HSI R Bull CBBC Aug 2018 L	200,000,000	2017/05/18	2018/08/30	50.00
60169	J P Morgan SP BV – HSI R Bull CBBC Aug 2018 M	200,000,000	2017/05/18	2018/08/30	50.00
60166	J P Morgan SP BV – HSI R Bear CBBC Aug 2017 A	200,000,000	2017/05/18	2017/08/30	50.00
60170	J P Morgan SP BV – HSI R Bear CBBC Aug 2017 B	200,000,000	2017/05/18	2017/08/30	50.00
60177	J P Morgan SP BV – HSI R Bear CBBC Oct 2017 B	200,000,000	2017/05/18	2017/10/30	50.00
60179	J P Morgan SP BV – HSI R Bear CBBC Dec 2017 B	200,000,000	2017/05/18	2017/12/28	50.00
60184	J P Morgan SP BV – HSI R Bear CBBC Jan 2018 F	200,000,000	2017/05/18	2018/01/30	60.00
60200	J P Morgan SP BV – Ping An R Bull CBBC May 2018 B	150,000,000	2017/05/18	2018/05/18	37.50
60189	J P Morgan SP BV – Tencent R Bull CBBC Oct 2017 N	40,000,000	2017/05/18	2017/10/20	10.00
60199	J P Morgan SP BV – Tencent R Bear CBBC Mar 2018 C	40,000,000	2017/05/18	2018/03/16	14.00
60113	Macquarie Bank Ltd. – Tencent R Bull CBBC Dec 2017 B	40,000,000	2017/05/18	2017/12/29	10.00
60112	Macquarie Bank Ltd. – Tencent R Bear CBBC Dec 2017 B	40,000,000	2017/05/18	2017/12/29	10.00
60221	SG Issuer – HSI R Bull CBBC Sep 2018 D	200,000,000	2017/05/18	2018/09/27	50.00
60216	SG Issuer – HSI R Bull CBBC Sep 2018 S	200,000,000	2017/05/18	2018/09/27	50.00
60222	SG Issuer – HSI R Bull CBBC Oct 2018 F	200,000,000	2017/05/18	2018/10/30	50.00
60223	SG Issuer – HSI R Bull CBBC Oct 2018 J	200,000,000	2017/05/18	2018/10/30	50.00
60209	SG Issuer – HSI R Bear CBBC Aug 2017 A	200,000,000	2017/05/18	2017/08/30	50.00
60207	SG Issuer – HSI R Bear CBBC Aug 2017 M	200,000,000	2017/05/18	2017/08/30	50.00
60208	SG Issuer – HSI R Bear CBBC Aug 2017 O	200,000,000	2017/05/18	2017/08/30	50.00
60210	SG Issuer – HSI R Bear CBBC Sep 2017 R	200,000,000	2017/05/18	2017/09/28	50.00
60213	SG Issuer – HSI R Bear CBBC Sep 2017 S	200,000,000	2017/05/18	2017/09/28	50.00
60128	UBS AG – HKEX R Bull CBBC Dec 2017 A	50,000,000	2017/05/18	2017/12/11	12.50
60126	UBS AG – HSBC R Bull CBBC Dec 2017 F	40,000,000	2017/05/18	2017/12/18	10.00
60144	UBS AG – HSI R Bull CBBC Jul 2018 I	200,000,000	2017/05/18	2018/07/30	50.00
60147	UBS AG – HSI R Bull CBBC Jul 2018 J	250,000,000	2017/05/18	2018/07/30	62.50
60138	UBS AG – HSI R Bull CBBC Aug 2018 S	250,000,000	2017/05/18	2018/08/30	62.50

MAIN BOARD CALLABLE BULL/BEAR CONTRACTS

Code	Callable Bull/Bear Contracts	No. of issue (units)	Listing date	Expiry	Amount raised (HK\$mil.)
60134	UBS AG – HSI R Bull CBBC Sep 2018 D	250,000,000	2017/05/18	2018/09/27	62.50
60114	UBS AG – HSI R Bear CBBC Aug 2017 C	250,000,000	2017/05/18	2017/08/30	62.50
60115	UBS AG – HSI R Bear CBBC Aug 2017 D	250,000,000	2017/05/18	2017/08/30	62.50
60117	UBS AG – HSI R Bear CBBC Aug 2017 E	250,000,000	2017/05/18	2017/08/30	62.50
60118	UBS AG – HSI R Bear CBBC Sep 2017 C	250,000,000	2017/05/18	2017/09/28	62.50
60120	UBS AG – HSI R Bear CBBC Sep 2017 D	250,000,000	2017/05/18	2017/09/28	62.50
60121	UBS AG – HSI R Bear CBBC Sep 2017 E	200,000,000	2017/05/18	2017/09/28	50.00
60122	UBS AG – HSI R Bear CBBC Sep 2017 F	200,000,000	2017/05/18	2017/09/28	50.00
60132	UBS AG – Ping An R Bull CBBC Dec 2017 A	40,000,000	2017/05/18	2017/12/18	10.00
60123	UBS AG – Tencent R Bull CBBC Jul 2018 A	50,000,000	2017/05/18	2018/07/10	12.50
60334	Credit Suisse AG – HSI R Bull CBBC Feb 2018 H	200,000,000	2017/05/19	2018/02/27	50.00
60332	Credit Suisse AG – HSI R Bull CBBC Feb 2018 S	200,000,000	2017/05/19	2018/02/27	50.00
60333	Credit Suisse AG – HSI R Bear CBBC Sep 2017 V	200,000,000	2017/05/19	2017/09/28	50.00
60289	Credit Suisse AG – Tencent R Bull CBBC Feb 2018 E	50,000,000	2017/05/19	2018/02/22	12.50
60290	Goldman Sachs SP (Asia) – HSI R Bull CBBC Mar 2018 C	200,000,000	2017/05/19	2018/03/28	50.00
60292	Goldman Sachs SP (Asia) – HSI R Bear CBBC Aug 2017 V	200,000,000	2017/05/19	2017/08/30	50.00
60294	Goldman Sachs SP (Asia) – HSI R Bear CBBC Aug 2017 W	200,000,000	2017/05/19	2017/08/30	50.00
60252	HK Bank – HSI R Bull CBBC Jul 2018 E	100,000,000	2017/05/19	2018/07/30	25.00
60254	HK Bank – HSI R Bear CBBC Jul 2018 B	100,000,000	2017/05/19	2018/07/30	25.00
60255	HK Bank – HSI R Bear CBBC Jul 2018 C	100,000,000	2017/05/19	2018/07/30	25.00
60256	HK Bank – HSI R Bear CBBC Aug 2018 A	150,000,000	2017/05/19	2018/08/30	37.50
60239	HK Bank – Tencent R Bull CBBC Jul 2018 C	60,000,000	2017/05/19	2018/07/16	15.00
60242	HK Bank – Tencent R Bull CBBC Jul 2018 D	60,000,000	2017/05/19	2018/07/03	15.00
60263	HK Bank – Tencent R Bear CBBC Oct 2018 A	50,000,000	2017/05/19	2018/10/08	22.50
60327	J P Morgan SP BV – HKEX R Bear CBBC Apr 2018 A	40,000,000	2017/05/19	2018/04/20	10.00
60309	J P Morgan SP BV – HSI R Bull CBBC Mar 2018 Y	200,000,000	2017/05/19	2018/03/28	50.00
60304	J P Morgan SP BV – HSI R Bull CBBC Aug 2018 N	200,000,000	2017/05/19	2018/08/30	50.00
60328	J P Morgan SP BV – HSI R Bull CBBC Aug 2018 O	200,000,000	2017/05/19	2018/08/30	50.00
60302	J P Morgan SP BV – HSI R Bear CBBC Aug 2017 C	200,000,000	2017/05/19	2017/08/30	50.00
60320	J P Morgan SP BV – HSI R Bear CBBC Aug 2017 D	200,000,000	2017/05/19	2017/08/30	50.00
60321	J P Morgan SP BV – HSI R Bear CBBC Oct 2017 C	200,000,000	2017/05/19	2017/10/30	50.00
60323	J P Morgan SP BV – Tencent R Bull CBBC Dec 2017 Q	40,000,000	2017/05/19	2017/12/15	10.00
60324	J P Morgan SP BV – Tencent R Bear CBBC Feb 2018 B	40,000,000	2017/05/19	2018/02/15	14.40
60281	SG Issuer – HSCEI R Bull CBBC Nov 2018 F	200,000,000	2017/05/19	2018/11/29	50.00
60287	SG Issuer – HSCEI R Bull CBBC Dec 2018 C	200,000,000	2017/05/19	2018/12/28	50.00
60288	SG Issuer – HSCEI R Bull CBBC Dec 2018 D	200,000,000	2017/05/19	2018/12/28	50.00
60265	SG Issuer – HSCEI R Bear CBBC Sep 2018 A	200,000,000	2017/05/19	2018/09/27	50.00
60277	SG Issuer – HSCEI R Bear CBBC Oct 2018 A	200,000,000	2017/05/19	2018/10/30	50.00
60297	SG Issuer – HSI R Bear CBBC Aug 2017 P	200,000,000	2017/05/19	2017/08/30	50.00
60300	SG Issuer – HSI R Bear CBBC Sep 2017 T	200,000,000	2017/05/19	2017/09/28	50.00
60361	UBS AG – HSCEI R Bull CBBC Sep 2018 A	100,000,000	2017/05/19	2018/09/27	25.00
60362	UBS AG – HSI R Bull CBBC Aug 2018 T	200,000,000	2017/05/19	2018/08/30	50.00
60335	UBS AG – HSI R Bear CBBC Aug 2017 F	250,000,000	2017/05/19	2017/08/30	62.50
60355	UBS AG – HSI R Bear CBBC Sep 2017 G	250,000,000	2017/05/19	2017/09/28	62.50
60357	UBS AG – HSI R Bear CBBC Sep 2017 H	200,000,000	2017/05/19	2017/09/28	50.00

MAIN BOARD CALLABLE BULL/BEAR CONTRACTS

Code	Callable Bull/Bear Contracts	No. of issue (units)	Listing date	Expiry	Amount raised (HK\$mil.)
60359	UBS AG – HSI R Bear CBBC Sep 2017 I	250,000,000	2017/05/19	2017/09/28	62.50
60338	UBS AG – Tencent R Bull CBBC Sep 2017 F	50,000,000	2017/05/19	2017/09/11	12.50
60347	UBS AG – Tencent R Bull CBBC Sep 2017 G	50,000,000	2017/05/19	2017/09/18	12.50
60351	UBS AG – Tencent R Bear CBBC Nov 2017 B	50,000,000	2017/05/19	2017/11/06	12.50
60486	BNP Paribas Issuance B.V. – Ch Mob R Bull CBBC Aug 2018 A	50,000,000	2017/05/22	2018/08/30	12.50
60490	BNP Paribas Issuance B.V. – HKEX R Bull CBBC Aug 2018 A	50,000,000	2017/05/22	2018/08/30	12.50
60366	BNP Paribas Issuance B.V. – HSCEI R Bull CBBC Aug 2018 G	100,000,000	2017/05/22	2018/08/30	25.00
60379	BNP Paribas Issuance B.V. – HSCEI R Bear CBBC Feb 2018 H	100,000,000	2017/05/22	2018/02/27	25.00
60477	BNP Paribas Issuance B.V. – HSI R Bull CBBC Aug 2018 E	250,000,000	2017/05/22	2018/08/30	62.50
60393	BNP Paribas Issuance B.V. – HSI R Bull CBBC Aug 2018 N	250,000,000	2017/05/22	2018/08/30	62.50
60475	BNP Paribas Issuance B.V. – HSI R Bull CBBC Aug 2018 O	250,000,000	2017/05/22	2018/08/30	62.50
60484	BNP Paribas Issuance B.V. – HSI R Bear CBBC Feb 2018 G	250,000,000	2017/05/22	2018/02/27	62.50
60481	BNP Paribas Issuance B.V. – HSI R Bear CBBC Feb 2018 J	250,000,000	2017/05/22	2018/02/27	62.50
60482	BNP Paribas Issuance B.V. – HSI R Bear CBBC Feb 2018 P	250,000,000	2017/05/22	2018/02/27	62.50
60483	BNP Paribas Issuance B.V. – HSI R Bear CBBC Feb 2018 Q	250,000,000	2017/05/22	2018/02/27	62.50
60396	BNP Paribas Issuance B.V. – HSI R Bear CBBC Feb 2018 Y	250,000,000	2017/05/22	2018/02/27	62.50
60480	BNP Paribas Issuance B.V. – HSI R Bear CBBC Feb 2018 Z	250,000,000	2017/05/22	2018/02/27	62.50
60487	BNP Paribas Issuance B.V. – Ping An R Bull CBBC Aug 2018 A	50,000,000	2017/05/22	2018/08/30	12.50
60387	BNP Paribas Issuance B.V. – Tencent R Bull CBBC Jun 2018 D	40,000,000	2017/05/22	2018/06/28	10.00
60391	BNP Paribas Issuance B.V. – Tencent R Bear CBBC Apr 2018 D	40,000,000	2017/05/22	2018/04/27	10.00
60499	Credit Suisse AG – HSBC R Bull CBBC Jan 2018 D	50,000,000	2017/05/22	2018/01/19	12.50
60495	Credit Suisse AG – HSI R Bull CBBC Feb 2018 C	200,000,000	2017/05/22	2018/02/27	50.00
60506	Credit Suisse AG – HSI R Bull CBBC Feb 2018 T	200,000,000	2017/05/22	2018/02/27	50.00
60505	Credit Suisse AG – HSI R Bull CBBC Mar 2018 G	150,000,000	2017/05/22	2018/03/28	37.50
60494	Credit Suisse AG – HSI R Bear CBBC Sep 2017 W	200,000,000	2017/05/22	2017/09/28	50.00
60497	Credit Suisse AG – HSI R Bear CBBC Sep 2017 X	200,000,000	2017/05/22	2017/09/28	50.00
60464	Bank of East Asia – AIA R Bull CBBC May 2018 A	40,000,000	2017/05/22	2018/05/08	10.00
60456	Bank of East Asia – Tencent R Bull CBBC May 2018 A	40,000,000	2017/05/22	2018/05/08	10.00
60461	Bank of East Asia – Tencent R Bull CBBC May 2018 B	40,000,000	2017/05/22	2018/05/08	10.00
60469	Bank of East Asia – Tencent R Bear CBBC Apr 2018 B	40,000,000	2017/05/22	2018/04/06	10.00
60537	Goldman Sachs SP (Asia) – HSI R Bull CBBC Mar 2018 D	200,000,000	2017/05/22	2018/03/28	50.00
60539	Goldman Sachs SP (Asia) – HSI R Bull CBBC Mar 2018 E	200,000,000	2017/05/22	2018/03/28	50.00
60397	Goldman Sachs SP (Asia) – HSI R Bear CBBC Aug 2017 X	200,000,000	2017/05/22	2017/08/30	50.00
60447	HK Bank – ABC R Bull CBBC Aug 2018 B	50,000,000	2017/05/22	2018/08/27	12.50
60431	HK Bank – AIA R Bull CBBC Mar 2018 A	60,000,000	2017/05/22	2018/03/19	15.00
60429	HK Bank – AIA R Bull CBBC Apr 2018 A	60,000,000	2017/05/22	2018/04/09	15.00
60427	HK Bank – AIA R Bull CBBC Jul 2018 A	60,000,000	2017/05/22	2018/07/16	15.00
60403	HK Bank – AIA R Bear CBBC Mar 2018 C	40,000,000	2017/05/22	2018/03/19	10.00
60404	HK Bank – AIA R Bear CBBC Jul 2018 A	40,000,000	2017/05/22	2018/07/16	10.00
60451	HK Bank – CC Bank R Bull CBBC Aug 2018 A	50,000,000	2017/05/22	2018/08/27	12.50
60422	HK Bank – CSOP A50 ETF R Bull CBBC Jun 2018 A	50,000,000	2017/05/22	2018/06/25	12.50
60413	HK Bank – HSI R Bull CBBC Aug 2018 C	150,000,000	2017/05/22	2018/08/30	37.50
60414	HK Bank – HSI R Bull CBBC Aug 2018 D	100,000,000	2017/05/22	2018/08/30	25.00
60416	HK Bank – HSI R Bear CBBC Aug 2018 B	100,000,000	2017/05/22	2018/08/30	25.00
60417	HK Bank – HSI R Bear CBBC Aug 2018 C	100,000,000	2017/05/22	2018/08/30	25.00

MAIN BOARD CALLABLE BULL/BEAR CONTRACTS

Code	Callable Bull/Bear Contracts	No. of issue (units)	Listing date	Expiry	Amount raised (HK\$mil.)
60450	HK Bank – Tencent R Bull CBBC Jul 2018 E	60,000,000	2017/05/22	2018/07/23	15.00
60566	J P Morgan SP BV – China Mobile R Bull CBBC Jul 2018 A	100,000,000	2017/05/22	2018/07/20	25.00
60545	J P Morgan SP BV – CUni R Bull CBBC Jul 2018 A	80,000,000	2017/05/22	2018/07/20	20.00
60554	J P Morgan SP BV – CC Bank R Bull CBBC Aug 2018 A	150,000,000	2017/05/22	2018/08/17	37.50
60558	J P Morgan SP BV – HKEX R Bull CBBC Jun 2018 B	40,000,000	2017/05/22	2018/06/15	10.00
60555	J P Morgan SP BV – HSBC R Bull CBBC Jul 2018 A	100,000,000	2017/05/22	2018/07/20	25.00
60576	J P Morgan SP BV – HSCEI R Bull CBBC Aug 2018 A	100,000,000	2017/05/22	2018/08/30	25.00
60568	J P Morgan SP BV – HSI R Bull CBBC Mar 2018 Z	200,000,000	2017/05/22	2018/03/28	50.00
60567	J P Morgan SP BV – HSI R Bull CBBC Aug 2018 P	200,000,000	2017/05/22	2018/08/30	50.00
60542	J P Morgan SP BV – HSI R Bear CBBC Aug 2017 E	200,000,000	2017/05/22	2017/08/30	50.00
60574	J P Morgan SP BV – HSI R Bear CBBC Dec 2017 C	200,000,000	2017/05/22	2017/12/28	50.00
60575	J P Morgan SP BV – HSI R Bear CBBC Jan 2018 G	200,000,000	2017/05/22	2018/01/30	50.00
60544	J P Morgan SP BV – Tencent R Bull CBBC Nov 2017 R	40,000,000	2017/05/22	2017/11/17	10.00
60439	Macquarie Bank Ltd. – Tencent R Bull CBBC Dec 2017 C	40,000,000	2017/05/22	2017/12/29	10.00
60436	Macquarie Bank Ltd. – Tencent R Bear CBBC Dec 2017 C	27,000,000	2017/05/22	2017/12/29	10.02
60534	SG Issuer – HSI R Bull CBBC Oct 2018 M	200,000,000	2017/05/22	2018/10/30	50.00
60535	SG Issuer – HSI R Bull CBBC Oct 2018 N	200,000,000	2017/05/22	2018/10/30	50.00
60536	SG Issuer – HSI R Bull CBBC Nov 2018 E	200,000,000	2017/05/22	2018/11/29	50.00
60530	SG Issuer – HSI R Bear CBBC Aug 2017 H	200,000,000	2017/05/22	2017/08/30	50.00
60528	SG Issuer – HSI R Bear CBBC Aug 2017 T	200,000,000	2017/05/22	2017/08/30	50.00
60531	SG Issuer – HSI R Bear CBBC Sep 2017 U	200,000,000	2017/05/22	2017/09/28	50.00
60532	SG Issuer – HSI R Bear CBBC Sep 2017 V	200,000,000	2017/05/22	2017/09/28	50.00
60533	SG Issuer – HSI R Bear CBBC Oct 2017 G	200,000,000	2017/05/22	2017/10/30	50.00
60510	UBS AG – HSI R Bull CBBC Mar 2018 A	200,000,000	2017/05/22	2018/03/28	50.00
60511	UBS AG – HSI R Bull CBBC Sep 2018 E	250,000,000	2017/05/22	2018/09/27	62.50
60517	UBS AG – HSI R Bull CBBC Sep 2018 F	200,000,000	2017/05/22	2018/09/27	50.00
60508	UBS AG – HSI R Bear CBBC Aug 2017 G	200,000,000	2017/05/22	2017/08/30	50.00
60509	UBS AG – HSI R Bear CBBC Aug 2017 I	200,000,000	2017/05/22	2017/08/30	50.00
60524	UBS AG – Tencent R Bull CBBC Sep 2017 H	50,000,000	2017/05/22	2017/09/25	12.50
60518	UBS AG – Tencent R Bear CBBC Oct 2017 B	50,000,000	2017/05/22	2017/10/23	12.50
60582	BNP Paribas Issuance B.V. – HSCEI R Bull CBBC Aug 2018 H	100,000,000	2017/05/23	2018/08/30	25.00
60581	BNP Paribas Issuance B.V. – HSI R Bear CBBC Feb 2018 D	250,000,000	2017/05/23	2018/02/27	62.50
60606	Credit Suisse AG – China Mobile R Bull CBBC Feb 2018 A	50,000,000	2017/05/23	2018/02/02	12.50
60604	Credit Suisse AG – China Shenhua R Bull CBBC Feb 2018 A	50,000,000	2017/05/23	2018/02/01	12.50
60608	Credit Suisse AG – Galaxy Ent R Bear CBBC Jan 2018 A	50,000,000	2017/05/23	2018/01/12	12.50
60591	Credit Suisse AG – HSI R Bull CBBC Mar 2018 H	150,000,000	2017/05/23	2018/03/28	37.50
60592	Credit Suisse AG – HSI R Bull CBBC Apr 2018 A	200,000,000	2017/05/23	2018/04/27	50.00
60593	Credit Suisse AG – HSI R Bull CBBC May 2018 B	200,000,000	2017/05/23	2018/05/30	50.00
60594	Credit Suisse AG – HSI R Bull CBBC Aug 2018 Z	200,000,000	2017/05/23	2018/08/30	50.00
60613	Credit Suisse AG – HSI R Bear CBBC Sep 2017 A	200,000,000	2017/05/23	2017/09/28	50.00
60600	Credit Suisse AG – HSI R Bear CBBC Sep 2017 Y	200,000,000	2017/05/23	2017/09/28	50.00
60611	Credit Suisse AG – HSI R Bear CBBC Sep 2017 Z	200,000,000	2017/05/23	2017/09/28	50.00
60599	Credit Suisse AG – HSI R Bear CBBC Nov 2017 D	200,000,000	2017/05/23	2017/11/29	50.00
60650	Goldman Sachs SP (Asia) – HSI R Bull CBBC Aug 2018 B	200,000,000	2017/05/23	2018/08/30	50.00
60589	Goldman Sachs SP (Asia) – HSI R Bear CBBC Aug 2017 Y	200,000,000	2017/05/23	2017/08/30	50.00

MAIN BOARD CALLABLE BULL/BEAR CONTRACTS

Code	Callable Bull/Bear Contracts	No. of issue (units)	Listing date	Expiry	Amount raised (HK\$mil.)
60590	Goldman Sachs SP (Asia) – HSI R Bear CBBC Sep 2017 F	200,000,000	2017/05/23	2017/09/28	50.00
60584	HK Bank – Sinopec Corp R Bull CBBC Apr 2018 A	50,000,000	2017/05/23	2018/04/09	12.50
60586	HK Bank – HSCEI R Bull CBBC Aug 2018 A	60,000,000	2017/05/23	2018/08/30	15.00
60588	HK Bank – HSI R Bear CBBC Aug 2018 D	150,000,000	2017/05/23	2018/08/30	37.50
60624	J P Morgan SP BV – China Mobile R Bull CBBC May 2018 A	100,000,000	2017/05/23	2018/05/18	25.00
60631	J P Morgan SP BV – China Mobile R Bear CBBC May 2018 A	100,000,000	2017/05/23	2018/05/18	25.00
60636	J P Morgan SP BV – Galaxy Ent R Bear CBBC Jan 2018 A	150,000,000	2017/05/23	2018/01/19	37.50
60614	J P Morgan SP BV – HSI R Bull CBBC Apr 2018 K	200,000,000	2017/05/23	2018/04/27	50.00
60621	J P Morgan SP BV – HSI R Bear CBBC Aug 2017 F	200,000,000	2017/05/23	2017/08/30	50.00
60645	J P Morgan SP BV – HSI R Bear CBBC Nov 2017 A	200,000,000	2017/05/23	2017/11/29	50.00
60638	J P Morgan SP BV – Ping An R Bull CBBC May 2018 C	150,000,000	2017/05/23	2018/05/18	37.50
60649	SG Issuer – HSI R Bull CBBC Oct 2018 O	200,000,000	2017/05/23	2018/10/30	50.00
60647	SG Issuer – HSI R Bear CBBC Aug 2017 U	200,000,000	2017/05/23	2017/08/30	50.00
60668	UBS AG – HSBC R Bear CBBC Nov 2017 B	40,000,000	2017/05/23	2017/11/20	10.00
60672	UBS AG – HSCEI R Bear CBBC Sep 2017 A	100,000,000	2017/05/23	2017/09/28	25.00
60651	UBS AG – HSI R Bull CBBC Jul 2018 K	250,000,000	2017/05/23	2018/07/30	62.50
60674	UBS AG – HSI R Bear CBBC Aug 2017 J	200,000,000	2017/05/23	2017/08/30	50.00
60675	UBS AG – HSI R Bear CBBC Aug 2017 K	200,000,000	2017/05/23	2017/08/30	50.00
60678	UBS AG – HSI R Bear CBBC Aug 2017 L	250,000,000	2017/05/23	2017/08/30	62.50
60656	UBS AG – Tencent R Bull CBBC Nov 2017 I	50,000,000	2017/05/23	2017/11/06	12.50
60661	UBS AG – Tencent R Bear CBBC Dec 2017 D	50,000,000	2017/05/23	2017/12/18	13.00
60766	Credit Suisse AG – BOCL R Bull CBBC Dec 2018 A	50,000,000	2017/05/24	2018/12/28	12.50
60751	Credit Suisse AG – HSI R Bull CBBC Feb 2018 F	200,000,000	2017/05/24	2018/02/27	50.00
60749	Credit Suisse AG – HSI R Bull CBBC Feb 2018 U	200,000,000	2017/05/24	2018/02/27	50.00
60752	Credit Suisse AG – HSI R Bear CBBC Aug 2017 Z	300,000,000	2017/05/24	2017/08/30	75.00
60754	Credit Suisse AG – HSI R Bear CBBC Sep 2017 B	200,000,000	2017/05/24	2017/09/28	50.00
60756	Credit Suisse AG – Tencent R Bull CBBC Feb 2018 F	50,000,000	2017/05/24	2018/02/07	12.50
60785	Goldman Sachs SP (Asia) – HSI R Bear CBBC Sep 2017 G	200,000,000	2017/05/24	2017/09/28	50.00
60786	Goldman Sachs SP (Asia) – HSI R Bear CBBC Sep 2017 H	200,000,000	2017/05/24	2017/09/28	50.00
60739	HK Bank – HSI R Bear CBBC Apr 2018 E	100,000,000	2017/05/24	2018/04/27	25.00
60741	HK Bank – HSI R Bear CBBC Apr 2018 F	100,000,000	2017/05/24	2018/04/27	25.00
60742	HK Bank – Ping An R Bear CBBC Aug 2018 B	40,000,000	2017/05/24	2018/08/13	10.00
60736	HK Bank – Tencent R Bear CBBC Mar 2018 C	50,000,000	2017/05/24	2018/03/19	12.50
60729	Haitong Int'l Sec – China Mobile R Bull CBBC Nov 2017 B	50,000,000	2017/05/24	2017/11/03	12.50
60734	Haitong Int'l Sec – CNOOC R Bull CBBC Nov 2017 A	40,000,000	2017/05/24	2017/11/24	10.00
60735	Haitong Int'l Sec – Sinopec Corp R Bull CBBC Nov 2017 A	60,000,000	2017/05/24	2017/11/23	15.00
60748	Haitong Int'l Sec – Great Wall Motor R Bull CBBC Nov 2017 A	60,000,000	2017/05/24	2017/11/28	15.00
60726	Haitong Int'l Sec – HSBC R Bull CBBC Nov 2017 C	60,000,000	2017/05/24	2017/11/30	15.00
60730	Haitong Int'l Sec – HSBC R Bull CBBC Nov 2017 D	60,000,000	2017/05/24	2017/11/30	15.00
60733	Haitong Int'l Sec – PetCh R Bull CBBC Nov 2017 A	60,000,000	2017/05/24	2017/11/23	15.00
60711	Haitong Int'l Sec – Tencent R Bull CBBC Dec 2017 A	40,000,000	2017/05/24	2017/12/05	10.00
60713	Haitong Int'l Sec – Tencent R Bull CBBC Dec 2017 B	40,000,000	2017/05/24	2017/12/06	10.00
60718	Haitong Int'l Sec – Tencent R Bear CBBC Dec 2017 A	40,000,000	2017/05/24	2017/12/06	10.00
60779	J P Morgan SP BV – HSI R Bull CBBC Apr 2018 L	200,000,000	2017/05/24	2018/04/27	50.00
60782	J P Morgan SP BV – HSI R Bear CBBC Aug 2017 G	200,000,000	2017/05/24	2017/08/30	50.00

MAIN BOARD CALLABLE BULL/BEAR CONTRACTS

Code	Callable Bull/Bear Contracts	No. of issue (units)	Listing date	Expiry	Amount raised (HK\$mil.)
60783	J P Morgan SP BV – HSI R Bear CBBC Jan 2018 H	200,000,000	2017/05/24	2018/01/30	50.00
60771	Macquarie Bank Ltd. – HSI R Bull CBBC Jun 2018 A	40,000,000	2017/05/24	2018/06/28	10.00
60772	Macquarie Bank Ltd. – HSI R Bull CBBC Jun 2018 B	40,000,000	2017/05/24	2018/06/28	10.00
60767	Macquarie Bank Ltd. – HSI R Bear CBBC Jun 2018 C	40,000,000	2017/05/24	2018/06/28	10.00
60770	Macquarie Bank Ltd. – HSI R Bear CBBC Jun 2018 D	40,000,000	2017/05/24	2018/06/28	10.00
60679	SG Issuer – ABC R Bull CBBC Mar 2018 A	40,000,000	2017/05/24	2018/03/28	10.00
60680	SG Issuer – ABC R Bull CBBC Apr 2018 A	40,000,000	2017/05/24	2018/04/27	10.00
60684	SG Issuer – BOCL R Bull CBBC Feb 2018 B	40,000,000	2017/05/24	2018/02/27	10.00
60685	SG Issuer – BOCL R Bull CBBC Mar 2018 A	40,000,000	2017/05/24	2018/03/28	10.00
60681	SG Issuer – BOCL R Bear CBBC Jan 2018 A	40,000,000	2017/05/24	2018/01/30	10.00
60691	SG Issuer – CMob R Bull CBBC Feb 2018 A	100,000,000	2017/05/24	2018/02/27	25.00
60743	SG Issuer – CSA50 R Bull CBBC Feb 2018 C	40,000,000	2017/05/24	2018/02/27	10.00
60692	SG Issuer – HKEX R Bull CBBC Feb 2018 D	100,000,000	2017/05/24	2018/02/27	25.00
60698	SG Issuer – HKEX R Bull CBBC Mar 2018 B	100,000,000	2017/05/24	2018/03/28	25.00
60702	SG Issuer – HSBC R Bull CBBC Feb 2018 A	100,000,000	2017/05/24	2018/02/27	25.00
60790	SG Issuer – HSI R Bull CBBC Oct 2018 P	200,000,000	2017/05/24	2018/10/30	50.00
60703	SG Issuer – ICBC R Bear CBBC Nov 2017 A	40,000,000	2017/05/24	2017/11/29	10.00
60704	SG Issuer – Lenovo R Bull CBBC Feb 2018 B	40,000,000	2017/05/24	2018/02/27	10.00
60706	SG Issuer – PICC P&C R Bull CBBC Feb 2018 A	40,000,000	2017/05/24	2018/02/27	10.00
60707	SG Issuer – Tencent R Bull CBBC Feb 2018 G	100,000,000	2017/05/24	2018/02/27	25.00
60709	SG Issuer – Tencent R Bull CBBC Mar 2018 F	100,000,000	2017/05/24	2018/03/28	25.00
60773	UBS AG – HSI R Bull CBBC Feb 2018 J	200,000,000	2017/05/24	2018/02/27	50.00
60776	UBS AG – HSI R Bear CBBC Aug 2017 M	250,000,000	2017/05/24	2017/08/30	62.50
60865	Credit Suisse AG – HSI R Bull CBBC Mar 2018 I	150,000,000	2017/05/25	2018/03/28	37.50
60866	Credit Suisse AG – HSI R Bull CBBC Apr 2018 B	200,000,000	2017/05/25	2018/04/27	50.00
60869	Credit Suisse AG – HSI R Bear CBBC Aug 2017 B	200,000,000	2017/05/25	2017/08/30	50.00
60870	Credit Suisse AG – HSI R Bear CBBC Aug 2017 C	200,000,000	2017/05/25	2017/08/30	50.00
60867	Credit Suisse AG – Tencent R Bull CBBC Jan 2018 O	50,000,000	2017/05/25	2018/01/12	12.50
60868	Credit Suisse AG – Tencent R Bear CBBC Dec 2017 E	50,000,000	2017/05/25	2017/12/15	18.00
60860	Goldman Sachs SP (Asia) – HSI R Bull CBBC Aug 2018 C	200,000,000	2017/05/25	2018/08/30	50.00
60863	Goldman Sachs SP (Asia) – HSI R Bear CBBC Aug 2017 Z	200,000,000	2017/05/25	2017/08/30	50.00
60792	HK Bank – Sands China R Bear CBBC Mar 2018 A	40,000,000	2017/05/25	2018/03/19	10.00
60802	HK Bank – Tencent R Bull CBBC Mar 2018 N	60,000,000	2017/05/25	2018/03/19	15.00
60809	HK Bank – Tencent R Bull CBBC Apr 2018 N	60,000,000	2017/05/25	2018/04/23	15.00
60810	HK Bank – Tencent R Bull CBBC Apr 2018 O	60,000,000	2017/05/25	2018/04/09	15.00
60798	HK Bank – Tencent R Bull CBBC Jul 2018 F	60,000,000	2017/05/25	2018/07/23	18.00
60803	HK Bank – Tencent R Bull CBBC Jul 2018 G	60,000,000	2017/05/25	2018/07/16	15.00
60807	HK Bank – Tencent R Bull CBBC Jul 2018 H	60,000,000	2017/05/25	2018/07/03	15.00
60794	HK Bank – Tencent R Bear CBBC Jul 2018 D	50,000,000	2017/05/25	2018/07/03	12.50
60796	HK Bank – Tencent R Bear CBBC Oct 2018 B	50,000,000	2017/05/25	2018/10/15	20.00
60848	J P Morgan SP BV – HSBC R Bear CBBC Jan 2018 A	100,000,000	2017/05/25	2018/01/19	25.00
60837	J P Morgan SP BV – HSI R Bull CBBC Aug 2018 Q	200,000,000	2017/05/25	2018/08/30	50.00
60849	J P Morgan SP BV – HSI R Bear CBBC Aug 2017 H	200,000,000	2017/05/25	2017/08/30	50.00
60850	J P Morgan SP BV – HSI R Bear CBBC Aug 2017 I	200,000,000	2017/05/25	2017/08/30	50.00
60843	J P Morgan SP BV – Tencent R Bull CBBC Sep 2017 K	40,000,000	2017/05/25	2017/09/15	10.00

MAIN BOARD CALLABLE BULL/BEAR CONTRACTS

Code	Callable Bull/Bear Contracts	No. of issue (units)	Listing date	Expiry	Amount raised (HK\$mil.)
60845	J P Morgan SP BV – Tencent R Bull CBBC Oct 2017 O	40,000,000	2017/05/25	2017/10/20	10.00
60846	J P Morgan SP BV – Tencent R Bull CBBC Nov 2017 S	40,000,000	2017/05/25	2017/11/17	10.00
60839	J P Morgan SP BV – Tencent R Bear CBBC Apr 2018 G	40,000,000	2017/05/25	2018/04/20	10.00
60847	J P Morgan SP BV – Tencent R Bear CBBC Apr 2018 H	40,000,000	2017/05/25	2018/04/20	14.00
60857	SG Issuer – HSI R Bull CBBC Oct 2018 D	200,000,000	2017/05/25	2018/10/30	50.00
60859	SG Issuer – HSI R Bull CBBC Nov 2018 F	200,000,000	2017/05/25	2018/11/29	50.00
60854	SG Issuer – HSI R Bear CBBC Aug 2017 X	200,000,000	2017/05/25	2017/08/30	50.00
60855	SG Issuer – HSI R Bear CBBC Sep 2017 W	200,000,000	2017/05/25	2017/09/28	50.00
60829	SG Issuer – Tencent R Bull CBBC Feb 2018 H	100,000,000	2017/05/25	2018/02/27	25.00
60831	SG Issuer – Tencent R Bull CBBC Mar 2018 G	100,000,000	2017/05/25	2018/03/28	25.00
60836	SG Issuer – Tencent R Bull CBBC Mar 2018 H	100,000,000	2017/05/25	2018/03/28	25.00
60822	SG Issuer – Tencent R Bear CBBC Nov 2017 E	100,000,000	2017/05/25	2017/11/29	25.00
60823	SG Issuer – Tencent R Bear CBBC Nov 2017 F	100,000,000	2017/05/25	2017/11/29	29.00
60826	SG Issuer – Tencent R Bear CBBC Dec 2017 B	100,000,000	2017/05/25	2017/12/28	25.00
60871	UBS AG – HSI R Bull CBBC Jul 2018 L	200,000,000	2017/05/25	2018/07/30	50.00
60873	UBS AG – HSI R Bull CBBC Aug 2018 U	200,000,000	2017/05/25	2018/08/30	50.00
60884	UBS AG – HSI R Bear CBBC Aug 2017 N	200,000,000	2017/05/25	2017/08/30	50.00
60879	UBS AG – Tencent R Bull CBBC Nov 2017 J	50,000,000	2017/05/25	2017/11/13	12.50
60878	UBS AG – Tencent R Bull CBBC Dec 2017 F	40,000,000	2017/05/25	2017/12/11	10.00
60882	UBS AG – Tencent R Bull CBBC Dec 2017 G	50,000,000	2017/05/25	2017/12/04	12.50
60875	UBS AG – Tencent R Bear CBBC Dec 2017 E	50,000,000	2017/05/25	2017/12/18	12.50
60876	UBS AG – Tencent R Bear CBBC Jan 2018 A	50,000,000	2017/05/25	2018/01/08	12.50
60877	UBS AG – Tencent R Bear CBBC Jan 2018 B	50,000,000	2017/05/25	2018/01/22	12.50
60889	BNP Paribas Issuance B.V. – Tencent R Bull CBBC Aug 2018 E	40,000,000	2017/05/26	2018/08/30	10.00
60890	BNP Paribas Issuance B.V. – Tencent R Bull CBBC Aug 2018 F	40,000,000	2017/05/26	2018/08/30	10.00
60886	BNP Paribas Issuance B.V. – Tencent R Bear CBBC Apr 2018 E	40,000,000	2017/05/26	2018/04/27	10.00
60887	BNP Paribas Issuance B.V. – Tencent R Bear CBBC Apr 2018 F	40,000,000	2017/05/26	2018/04/27	13.60
60916	Credit Suisse AG – HSI R Bull CBBC Feb 2018 G	200,000,000	2017/05/26	2018/02/27	50.00
60918	Credit Suisse AG – HSI R Bear CBBC Aug 2017 D	150,000,000	2017/05/26	2017/08/30	37.50
60917	Credit Suisse AG – HSI R Bear CBBC Aug 2017 L	200,000,000	2017/05/26	2017/08/30	50.00
60922	Credit Suisse AG – Tencent R Bull CBBC Feb 2018 G	50,000,000	2017/05/26	2018/02/28	12.50
60923	Credit Suisse AG – Tencent R Bull CBBC Feb 2018 H	50,000,000	2017/05/26	2018/02/09	12.50
60901	Bank of East Asia – Tencent R Bull CBBC May 2018 C	40,000,000	2017/05/26	2018/05/08	10.00
60909	Bank of East Asia – Tencent R Bull CBBC May 2018 D	40,000,000	2017/05/26	2018/05/08	10.00
60910	Bank of East Asia – Tencent R Bear CBBC Apr 2018 C	40,000,000	2017/05/26	2018/04/06	10.00
60925	Goldman Sachs SP (Asia) – HSI R Bull CBBC Aug 2018 D	200,000,000	2017/05/26	2018/08/30	50.00
60926	Goldman Sachs SP (Asia) – HSI R Bear CBBC Aug 2017 A	200,000,000	2017/05/26	2017/08/30	50.00
60892	HK Bank – BOCL R Bull CBBC Aug 2018 A	50,000,000	2017/05/26	2018/08/13	12.50
60893	HK Bank – BOCL R Bear CBBC Apr 2018 B	40,000,000	2017/05/26	2018/04/09	10.00
60894	HK Bank – Galaxy Ent R Bull CBBC Jul 2018 A	60,000,000	2017/05/26	2018/07/03	15.00
60928	J P Morgan SP BV – HSI R Bull CBBC Aug 2018 R	200,000,000	2017/05/26	2018/08/30	50.00
60945	J P Morgan SP BV – Tencent R Bull CBBC Oct 2017 P	40,000,000	2017/05/26	2017/10/20	10.00
60947	J P Morgan SP BV – Tencent R Bear CBBC Mar 2018 D	40,000,000	2017/05/26	2018/03/16	10.00
60911	Macquarie Bank Ltd. – HSI R Bear CBBC Jul 2018 A	40,000,000	2017/05/26	2018/07/30	10.00
60912	Macquarie Bank Ltd. – Ping An R Bear CBBC Jul 2018 A	40,000,000	2017/05/26	2018/07/30	10.00

MAIN BOARD CALLABLE BULL/BEAR CONTRACTS

Code	Callable Bull/Bear Contracts	No. of issue (units)	Listing date	Expiry	Amount raised (HK\$mil.)
60915	Macquarie Bank Ltd. – Ping An R Bear CBBC Jul 2018 B	40,000,000	2017/05/26	2018/07/30	10.00
60939	SG Issuer – HSI R Bull CBBC Oct 2018 Q	200,000,000	2017/05/26	2018/10/30	50.00
60930	SG Issuer – HSI R Bear CBBC Aug 2017 Q	200,000,000	2017/05/26	2017/08/30	50.00
60931	SG Issuer – HSI R Bear CBBC Sep 2017 X	200,000,000	2017/05/26	2017/09/28	50.00
60896	UBS AG – HSI R Bull CBBC Jul 2018 M	200,000,000	2017/05/26	2018/07/30	50.00
60895	UBS AG – HSI R Bear CBBC Aug 2017 O	250,000,000	2017/05/26	2017/08/30	62.50
61002	BNP Paribas Issuance B.V. – Tencent R Bull CBBC Aug 2018 G	40,000,000	2017/05/29	2018/08/30	10.00
61004	BNP Paribas Issuance B.V. – Tencent R Bear CBBC Apr 2018 G	40,000,000	2017/05/29	2018/04/27	14.80
61016	Credit Suisse AG – HSI R Bull CBBC Apr 2018 C	200,000,000	2017/05/29	2018/04/27	50.00
61025	Credit Suisse AG – HSI R Bull CBBC May 2018 C	200,000,000	2017/05/29	2018/05/30	50.00
61013	Credit Suisse AG – HSI R Bear CBBC Aug 2017 E	200,000,000	2017/05/29	2017/08/30	50.00
61015	Credit Suisse AG – HSI R Bear CBBC Aug 2017 F	200,000,000	2017/05/29	2017/08/30	50.00
61022	Credit Suisse AG – Ping An R Bull CBBC Feb 2018 C	50,000,000	2017/05/29	2018/02/23	12.50
61021	Credit Suisse AG – Ping An R Bear CBBC Feb 2018 A	50,000,000	2017/05/29	2018/02/28	12.50
61017	Credit Suisse AG – Tencent R Bull CBBC Mar 2018 C	50,000,000	2017/05/29	2018/03/15	12.50
61018	Credit Suisse AG – Tencent R Bull CBBC Mar 2018 D	50,000,000	2017/05/29	2018/03/02	12.50
61019	Credit Suisse AG – Tencent R Bear CBBC Dec 2017 F	50,000,000	2017/05/29	2017/12/13	15.00
61006	Goldman Sachs SP (Asia) – HSI R Bull CBBC Aug 2018 E	200,000,000	2017/05/29	2018/08/30	50.00
61007	Goldman Sachs SP (Asia) – HSI R Bull CBBC Aug 2018 F	200,000,000	2017/05/29	2018/08/30	50.00
60949	Goldman Sachs SP (Asia) – HSI R Bear CBBC Aug 2017 B	200,000,000	2017/05/29	2017/08/30	50.00
60952	Goldman Sachs SP (Asia) – HSI R Bear CBBC Aug 2017 C	200,000,000	2017/05/29	2017/08/30	50.00
60957	HK Bank – Geely Auto R Bull CBBC Jul 2018 A	40,000,000	2017/05/29	2018/07/23	10.00
60990	HK Bank – HSI R Bull CBBC Aug 2018 E	100,000,000	2017/05/29	2018/08/30	25.00
60991	HK Bank – HSI R Bull CBBC Aug 2018 F	100,000,000	2017/05/29	2018/08/30	25.00
60958	HK Bank – Ping An R Bull CBBC May 2018 B	60,000,000	2017/05/29	2018/05/17	15.00
60963	HK Bank – Tencent R Bull CBBC Jul 2018 I	60,000,000	2017/05/29	2018/07/23	15.00
60967	HK Bank – Tencent R Bull CBBC Jul 2018 J	60,000,000	2017/05/29	2018/07/09	15.00
60960	HK Bank – Tencent R Bull CBBC Aug 2018 A	60,000,000	2017/05/29	2018/08/13	15.00
60974	HK Bank – Tencent R Bear CBBC Oct 2018 C	50,000,000	2017/05/29	2018/10/29	20.00
60988	HK Bank – Tencent R Bear CBBC Nov 2018 A	50,000,000	2017/05/29	2018/11/12	22.50
61056	J P Morgan SP BV – HSI R Bull CBBC Feb 2018 L	200,000,000	2017/05/29	2018/02/27	50.00
61054	J P Morgan SP BV – HSI R Bull CBBC Aug 2018 S	200,000,000	2017/05/29	2018/08/30	50.00
61048	J P Morgan SP BV – HSI R Bear CBBC Aug 2017 J	200,000,000	2017/05/29	2017/08/30	50.00
61049	J P Morgan SP BV – HSI R Bear CBBC Aug 2017 K	200,000,000	2017/05/29	2017/08/30	50.00
61061	J P Morgan SP BV – Ping An R Bull CBBC Apr 2018 A	150,000,000	2017/05/29	2018/04/20	37.50
61060	J P Morgan SP BV – Tencent R Bull CBBC Sep 2017 L	40,000,000	2017/05/29	2017/09/15	10.00
61057	J P Morgan SP BV – Tencent R Bear CBBC Jun 2018 C	40,000,000	2017/05/29	2018/06/15	10.40
61058	J P Morgan SP BV – Tencent R Bear CBBC Jul 2018 D	40,000,000	2017/05/29	2018/07/20	13.60
61045	SG Issuer – HSI R Bull CBBC Sep 2018 H	200,000,000	2017/05/29	2018/09/27	50.00
61046	SG Issuer – HSI R Bull CBBC Oct 2018 R	200,000,000	2017/05/29	2018/10/30	50.00
61041	SG Issuer – HSI R Bear CBBC Aug 2017 E	200,000,000	2017/05/29	2017/08/30	50.00
61042	SG Issuer – HSI R Bear CBBC Aug 2017 Z	200,000,000	2017/05/29	2017/08/30	50.00
61043	SG Issuer – HSI R Bear CBBC Sep 2017 Y	200,000,000	2017/05/29	2017/09/28	50.00
61044	SG Issuer – HSI R Bear CBBC Sep 2017 Z	200,000,000	2017/05/29	2017/09/28	50.00
60996	SG Issuer – Ping An R Bull CBBC Feb 2018 B	100,000,000	2017/05/29	2018/02/27	25.00

MAIN BOARD CALLABLE BULL/BEAR CONTRACTS

Code	Callable Bull/Bear Contracts	No. of issue (units)	Listing date	Expiry	Amount raised (HK\$mil.)
60994	SG Issuer – Ping An R Bear CBBC Dec 2017 A	100,000,000	2017/05/29	2017/12/28	25.00
60998	SG Issuer – Tencent R Bull CBBC Feb 2018 I	100,000,000	2017/05/29	2018/02/27	25.00
60999	SG Issuer – Tencent R Bull CBBC Mar 2018 I	100,000,000	2017/05/29	2018/03/28	25.00
61039	UBS AG – HSI R Bull CBBC Jul 2018 N	200,000,000	2017/05/29	2018/07/30	50.00
61038	UBS AG – HSI R Bull CBBC Aug 2018 V	250,000,000	2017/05/29	2018/08/30	62.50
61026	UBS AG – HSI R Bear CBBC Aug 2017 P	250,000,000	2017/05/29	2017/08/30	62.50
61027	UBS AG – HSI R Bear CBBC Aug 2017 Q	200,000,000	2017/05/29	2017/08/30	50.00
61028	UBS AG – Tencent R Bull CBBC Dec 2017 H	50,000,000	2017/05/29	2017/12/13	12.50
61031	UBS AG – Tencent R Bull CBBC Dec 2017 I	40,000,000	2017/05/29	2017/12/21	10.00
61036	UBS AG – Tencent R Bear CBBC Nov 2017 C	50,000,000	2017/05/29	2017/11/27	12.50
61032	UBS AG – Tencent R Bear CBBC Dec 2017 F	50,000,000	2017/05/29	2017/12/11	13.75
61071	BNP Paribas Issuance B.V. – Ch Life R Bull CBBC Aug 2018 A	50,000,000	2017/05/31	2018/08/30	13.85
61072	BNP Paribas Issuance B.V. – HSCEI R Bull CBBC Aug 2018 I	100,000,000	2017/05/31	2018/08/30	25.00
61066	BNP Paribas Issuance B.V. – HSCEI R Bear CBBC Feb 2018 I	100,000,000	2017/05/31	2018/02/27	25.00
61064	BNP Paribas Issuance B.V. – HSI R Bear CBBC Feb 2018 I	250,000,000	2017/05/31	2018/02/27	62.50
61068	BNP Paribas Issuance B.V. – Tencent R Bull CBBC Aug 2018 H	40,000,000	2017/05/31	2018/08/30	10.00
61082	BNP Paribas Issuance B.V. – Tencent R Bear CBBC Apr 2018 H	40,000,000	2017/05/31	2018/04/27	10.00
61124	Credit Suisse AG – HSI R Bull CBBC Aug 2018 A	200,000,000	2017/05/31	2018/08/30	50.00
61119	Credit Suisse AG – HSI R Bear CBBC Sep 2017 C	200,000,000	2017/05/31	2017/09/28	50.00
61115	Credit Suisse AG – HSI R Bear CBBC Sep 2017 D	200,000,000	2017/05/31	2017/09/28	50.00
61120	Credit Suisse AG – HSI R Bear CBBC Sep 2017 F	200,000,000	2017/05/31	2017/09/28	50.00
61118	Credit Suisse AG – HSI R Bear CBBC Nov 2017 E	200,000,000	2017/05/31	2017/11/29	50.00
61116	Credit Suisse AG – HSI R Bear CBBC Dec 2017 B	200,000,000	2017/05/31	2017/12/28	50.00
61122	Credit Suisse AG – HSI R Bear CBBC Dec 2017 C	300,000,000	2017/05/31	2017/12/28	75.00
61125	Credit Suisse AG – Tencent R Bear CBBC Dec 2017 G	50,000,000	2017/05/31	2017/12/14	16.00
61127	Credit Suisse AG – Tencent R Bear CBBC Dec 2017 H	50,000,000	2017/05/31	2017/12/21	12.50
61129	Goldman Sachs SP (Asia) – HSI R Bull CBBC Aug 2018 H	200,000,000	2017/05/31	2018/08/30	50.00
61070	Goldman Sachs SP (Asia) – HSI R Bear CBBC Sep 2017 I	200,000,000	2017/05/31	2017/09/28	50.00
61074	HK Bank – Geely Auto R Bull CBBC Jul 2018 B	40,000,000	2017/05/31	2018/07/23	10.00
61076	HK Bank – ICBC R Bull CBBC May 2018 A	50,000,000	2017/05/31	2018/05/07	12.50
61073	HK Bank – PetCh R Bull CBBC Aug 2018 A	50,000,000	2017/05/31	2018/08/13	12.50
61075	HK Bank – Ping An R Bull CBBC Aug 2018 A	60,000,000	2017/05/31	2018/08/20	15.00
61077	HK Bank – Tencent R Bull CBBC Jul 2018 K	60,000,000	2017/05/31	2018/07/30	15.00
61083	HK Bank – Tencent R Bull CBBC Jul 2018 L	60,000,000	2017/05/31	2018/07/30	18.00
61084	HK Bank – Tencent R Bear CBBC Jul 2018 E	50,000,000	2017/05/31	2018/07/30	12.50
61134	J P Morgan SP BV – Galaxy Ent R Bull CBBC Feb 2018 B	120,000,000	2017/05/31	2018/02/15	30.00
61130	J P Morgan SP BV – Tencent R Bull CBBC Oct 2017 Q	40,000,000	2017/05/31	2017/10/20	10.00
61132	J P Morgan SP BV – Tencent R Bull CBBC Nov 2017 T	40,000,000	2017/05/31	2017/11/17	10.00
61089	Macquarie Bank Ltd. – HSBC R Bear CBBC May 2018 A	40,000,000	2017/05/31	2018/05/30	10.00
61087	Macquarie Bank Ltd. – HSI R Bear CBBC May 2018 E	40,000,000	2017/05/31	2018/05/30	10.00
61088	Macquarie Bank Ltd. – HSI R Bear CBBC May 2018 F	40,000,000	2017/05/31	2018/05/30	10.00
61080	SG Issuer – Geely Auto R Bull CBBC Feb 2018 A	40,000,000	2017/05/31	2018/02/27	10.00
61078	SG Issuer – Galaxy R Bull CBBC Feb 2018 A	100,000,000	2017/05/31	2018/02/27	25.00
61138	SG Issuer – HSI R Bull CBBC Oct 2018 S	200,000,000	2017/05/31	2018/10/30	50.00
61135	SG Issuer – HSI R Bear CBBC Aug 2017 F	200,000,000	2017/05/31	2017/08/30	50.00

MAIN BOARD CALLABLE BULL/BEAR CONTRACTS

Code	Callable Bull/Bear Contracts	No. of issue (units)	Listing date	Expiry	Amount raised (HK\$mil.)
61136	SG Issuer – HSI R Bear CBBC Sep 2017 A	200,000,000	2017/05/31	2017/09/28	50.00
61113	UBS AG – HSI R Bull CBBC Sep 2018 G	200,000,000	2017/05/31	2018/09/27	50.00
61099	UBS AG – HSI R Bear CBBC Aug 2017 C	250,000,000	2017/05/31	2017/08/30	62.50
61103	UBS AG – HSI R Bear CBBC Aug 2017 D	250,000,000	2017/05/31	2017/08/30	62.50
61092	UBS AG – HSI R Bear CBBC Aug 2017 R	250,000,000	2017/05/31	2017/08/30	62.50
61093	UBS AG – HSI R Bear CBBC Aug 2017 S	250,000,000	2017/05/31	2017/08/30	62.50
61095	UBS AG – HSI R Bear CBBC Aug 2017 U	250,000,000	2017/05/31	2017/08/30	62.50
61096	UBS AG – HSI R Bear CBBC Aug 2017 V	250,000,000	2017/05/31	2017/08/30	62.50
61097	UBS AG – HSI R Bear CBBC Aug 2017 W	250,000,000	2017/05/31	2017/08/30	62.50
61098	UBS AG – HSI R Bear CBBC Aug 2017 X	250,000,000	2017/05/31	2017/08/30	62.50
61111	UBS AG – Ping An R Bull CBBC Jan 2018 A	40,000,000	2017/05/31	2018/01/15	10.00
61104	UBS AG – Tencent R Bull CBBC Nov 2018 A	40,000,000	2017/05/31	2018/11/22	10.00
61109	UBS AG – Tencent R Bear CBBC Jan 2018 C	40,000,000	2017/05/31	2018/01/15	10.00
61110	UBS AG – Tencent R Bear CBBC Feb 2018 A	50,000,000	2017/05/31	2018/02/05	17.50
61150	Credit Suisse AG – CUni R Bull CBBC Dec 2017 B	50,000,000	2017/06/01	2017/12/21	12.50
61149	Credit Suisse AG – Galaxy Ent R Bull CBBC Feb 2018 A	50,000,000	2017/06/01	2018/02/23	12.50
61144	Credit Suisse AG – HSI R Bull CBBC Feb 2018 K	200,000,000	2017/06/01	2018/02/27	50.00
61146	Credit Suisse AG – HSI R Bear CBBC Sep 2017 J	200,000,000	2017/06/01	2017/09/28	50.00
61147	Credit Suisse AG – Tencent R Bear CBBC Dec 2017 I	50,000,000	2017/06/01	2017/12/28	12.50
61163	Goldman Sachs SP (Asia) – HSI R Bull CBBC Mar 2018 F	200,000,000	2017/06/01	2018/03/28	50.00
61141	HK Bank – Ping An R Bear CBBC Oct 2018 A	40,000,000	2017/06/01	2018/10/22	10.00
61142	HK Bank – Sands China R Bull CBBC May 2018 A	80,000,000	2017/06/01	2018/05/07	20.00
61140	HK Bank – Tencent R Bull CBBC Aug 2018 B	60,000,000	2017/06/01	2018/08/20	15.00
61161	J P Morgan SP BV – HSI R Bull CBBC Aug 2018 T	200,000,000	2017/06/01	2018/08/30	50.00
61158	J P Morgan SP BV – Tencent R Bull CBBC Sep 2017 M	40,000,000	2017/06/01	2017/09/15	10.00
61162	J P Morgan SP BV – Tencent R Bear CBBC Sep 2017 C	40,000,000	2017/06/01	2017/09/15	10.00
61156	SG Issuer – HSI R Bull CBBC Nov 2018 G	200,000,000	2017/06/01	2018/11/29	50.00
61152	UBS AG – HSI R Bull CBBC Feb 2018 K	200,000,000	2017/06/01	2018/02/27	50.00
61155	UBS AG – HSI R Bear CBBC Sep 2017 J	200,000,000	2017/06/01	2017/09/28	50.00
61173	BNP Paribas Issuance B.V. – HSI R Bull CBBC Aug 2018 D	250,000,000	2017/06/02	2018/08/30	62.50
61170	BNP Paribas Issuance B.V. – HSI R Bull CBBC Aug 2018 P	250,000,000	2017/06/02	2018/08/30	62.50
61172	BNP Paribas Issuance B.V. – HSI R Bull CBBC Aug 2018 Q	250,000,000	2017/06/02	2018/08/30	62.50
61206	BNP Paribas Issuance B.V. – HSI R Bear CBBC Feb 2018 E	250,000,000	2017/06/02	2018/02/27	62.50
61164	BNP Paribas Issuance B.V. – HSI R Bear CBBC Feb 2018 K	250,000,000	2017/06/02	2018/02/27	62.50
61165	BNP Paribas Issuance B.V. – HSI R Bear CBBC Feb 2018 R	250,000,000	2017/06/02	2018/02/27	62.50
61207	BNP Paribas Issuance B.V. – HSI R Bear CBBC Feb 2018 S	250,000,000	2017/06/02	2018/02/27	62.50
61208	BNP Paribas Issuance B.V. – HSI R Bear CBBC Feb 2018 V	250,000,000	2017/06/02	2018/02/27	62.50
61222	Credit Suisse AG – CSOP A50 ETF R Bull CBBC Jan 2018 A	50,000,000	2017/06/02	2018/01/25	12.50
61219	Credit Suisse AG – CSOP A50 ETF R Bull CBBC Feb 2018 A	50,000,000	2017/06/02	2018/02/09	12.50
61242	Credit Suisse AG – HSI R Bull CBBC Aug 2018 D	150,000,000	2017/06/02	2018/08/30	37.50
61232	Credit Suisse AG – HSI R Bull CBBC Aug 2018 E	200,000,000	2017/06/02	2018/08/30	50.00
61212	Credit Suisse AG – HSI R Bear CBBC Sep 2017 M	200,000,000	2017/06/02	2017/09/28	50.00
61214	Credit Suisse AG – HSI R Bear CBBC Sep 2017 N	200,000,000	2017/06/02	2017/09/28	50.00
61229	Credit Suisse AG – ICBC R Bull CBBC Mar 2018 A	50,000,000	2017/06/02	2018/03/09	12.50
61216	Credit Suisse AG – Ping An R Bull CBBC Feb 2018 D	50,000,000	2017/06/02	2018/02/08	12.50

MAIN BOARD CALLABLE BULL/BEAR CONTRACTS

Code	Callable Bull/Bear Contracts	No. of issue (units)	Listing date	Expiry	Amount raised (HK\$mil.)
61218	Credit Suisse AG – Ping An R Bear CBBC Jan 2018 A	50,000,000	2017/06/02	2018/01/11	12.50
61316	Goldman Sachs SP (Asia) – HSI R Bull CBBC Aug 2018 I	200,000,000	2017/06/02	2018/08/30	50.00
61320	Goldman Sachs SP (Asia) – HSI R Bull CBBC Aug 2018 P	200,000,000	2017/06/02	2018/08/30	50.00
61211	Goldman Sachs SP (Asia) – HSI R Bear CBBC Sep 2017 J	200,000,000	2017/06/02	2017/09/28	50.00
61194	HK Bank – CUni R Bull CBBC Jul 2018 A	40,000,000	2017/06/02	2018/07/23	10.00
61174	HK Bank – CUni R Bear CBBC Oct 2018 A	40,000,000	2017/06/02	2018/10/08	10.00
61193	HK Bank – CKH R Bull CBBC Jul 2018 A	40,000,000	2017/06/02	2018/07/23	10.00
61180	HK Bank – China Life R Bull CBBC Jul 2018 A	40,000,000	2017/06/02	2018/07/23	10.00
61195	HK Bank – CSOP A50 ETF R Bull CBBC Jul 2018 A	50,000,000	2017/06/02	2018/07/09	12.50
61201	HK Bank – CSOP A50 ETF R Bull CBBC Jul 2018 B	50,000,000	2017/06/02	2018/07/23	12.50
61192	HK Bank – Galaxy Ent R Bull CBBC Jul 2018 B	80,000,000	2017/06/02	2018/07/09	20.00
61200	HK Bank – HSCEI R Bull CBBC Aug 2018 B	60,000,000	2017/06/02	2018/08/30	15.00
61196	HK Bank – HSI R Bull CBBC Aug 2018 G	100,000,000	2017/06/02	2018/08/30	25.00
61197	HK Bank – HSI R Bear CBBC Apr 2018 G	100,000,000	2017/06/02	2018/04/27	25.00
61198	HK Bank – HSI R Bear CBBC Apr 2018 H	100,000,000	2017/06/02	2018/04/27	25.00
61199	HK Bank – HSI R Bear CBBC Aug 2018 E	100,000,000	2017/06/02	2018/08/30	25.00
61179	HK Bank – Tencent R Bull CBBC Jul 2018 M	60,000,000	2017/06/02	2018/07/23	15.00
61247	J P Morgan SP BV – HSI R Bull CBBC Mar 2018 A	200,000,000	2017/06/02	2018/03/28	50.00
61246	J P Morgan SP BV – HSI R Bull CBBC Sep 2018 A	200,000,000	2017/06/02	2018/09/27	50.00
61243	J P Morgan SP BV – HSI R Bear CBBC Sep 2017 A	200,000,000	2017/06/02	2017/09/28	50.00
61263	J P Morgan SP BV – Ping An R Bull CBBC Mar 2018 A	150,000,000	2017/06/02	2018/03/16	37.50
61254	J P Morgan SP BV – Tencent R Bull CBBC Sep 2017 N	40,000,000	2017/06/02	2017/09/15	10.00
61255	J P Morgan SP BV – Tencent R Bear CBBC Feb 2018 C	40,000,000	2017/06/02	2018/02/15	10.00
61203	SG Issuer – CSA50 R Bull CBBC Feb 2018 D	40,000,000	2017/06/02	2018/02/27	10.00
61202	SG Issuer – CSA50 R Bear CBBC Jan 2018 A	40,000,000	2017/06/02	2018/01/30	10.00
61205	SG Issuer – HS H-SH ETF R Bull CBBC Feb 2018 C	100,000,000	2017/06/02	2018/02/27	25.00
61306	SG Issuer – HSI R Bull CBBC Oct 2018 Y	200,000,000	2017/06/02	2018/10/30	50.00
61310	SG Issuer – HSI R Bull CBBC Nov 2018 H	200,000,000	2017/06/02	2018/11/29	50.00
61293	SG Issuer – HSI R Bear CBBC Sep 2017 C	200,000,000	2017/06/02	2017/09/28	50.00
61295	SG Issuer – HSI R Bear CBBC Sep 2017 D	200,000,000	2017/06/02	2017/09/28	50.00
61296	SG Issuer – HSI R Bear CBBC Sep 2017 E	200,000,000	2017/06/02	2017/09/28	50.00
61297	SG Issuer – HSI R Bear CBBC Oct 2017 H	200,000,000	2017/06/02	2017/10/30	50.00
61299	SG Issuer – HSI R Bear CBBC Oct 2017 I	200,000,000	2017/06/02	2017/10/30	50.00
61305	SG Issuer – HSI R Bear CBBC Nov 2017 B	200,000,000	2017/06/02	2017/11/29	50.00
61275	UBS AG – CSOP A50 ETF R Bull CBBC Dec 2017 A	40,000,000	2017/06/02	2017/12/29	10.00
61285	UBS AG – CSOP A50 ETF R Bull CBBC Jan 2018 B	40,000,000	2017/06/02	2018/01/08	10.00
61288	UBS AG – CSOP A50 ETF R Bear CBBC Sep 2017 A	40,000,000	2017/06/02	2017/09/04	10.00
61269	UBS AG – HSI R Bull CBBC Jul 2018 O	200,000,000	2017/06/02	2018/07/30	50.00
61274	UBS AG – HSI R Bull CBBC Aug 2018 W	250,000,000	2017/06/02	2018/08/30	62.50
61272	UBS AG – HSI R Bull CBBC Sep 2018 H	250,000,000	2017/06/02	2018/09/27	62.50
61266	UBS AG – HSI R Bear CBBC Sep 2017 K	200,000,000	2017/06/02	2017/09/28	50.00
61289	UBS AG – HSI R Bear CBBC Sep 2017 L	200,000,000	2017/06/02	2017/09/28	50.00
61322	BNP Paribas Issuance B.V. – HSCEI R Bear CBBC Feb 2018 J	100,000,000	2017/06/05	2018/02/27	25.00
61323	BNP Paribas Issuance B.V. – HSI R Bull CBBC Aug 2018 R	250,000,000	2017/06/05	2018/08/30	62.50
61321	BNP Paribas Issuance B.V. – HSI R Bear CBBC Feb 2018 F	250,000,000	2017/06/05	2018/02/27	62.50

MAIN BOARD CALLABLE BULL/BEAR CONTRACTS

Code	Callable Bull/Bear Contracts	No. of issue (units)	Listing date	Expiry	Amount raised (HK\$mil.)
61395	Credit Suisse AG – HSCEI R Bull CBBC Mar 2018 C	100,000,000	2017/06/05	2018/03/28	25.00
61413	Credit Suisse AG – HSCEI R Bear CBBC Sep 2017 C	100,000,000	2017/06/05	2017/09/28	25.00
61386	Credit Suisse AG – HSI R Bull CBBC Aug 2018 F	200,000,000	2017/06/05	2018/08/30	50.00
61411	Credit Suisse AG – HSI R Bull CBBC Aug 2018 G	200,000,000	2017/06/05	2018/08/30	50.00
61394	Credit Suisse AG – HSI R Bear CBBC Sep 2017 O	200,000,000	2017/06/05	2017/09/28	50.00
61455	Goldman Sachs SP (Asia) – HSI R Bull CBBC Mar 2018 G	200,000,000	2017/06/05	2018/03/28	50.00
61426	Goldman Sachs SP (Asia) – HSI R Bear CBBC Sep 2017 K	200,000,000	2017/06/05	2017/09/28	50.00
61428	Goldman Sachs SP (Asia) – HSI R Bear CBBC Oct 2017 D	200,000,000	2017/06/05	2017/10/30	50.00
61430	Goldman Sachs SP (Asia) – HSI R Bear CBBC Oct 2017 E	200,000,000	2017/06/05	2017/10/30	50.00
61449	Goldman Sachs SP (Asia) – HSI R Bear CBBC Oct 2017 F	200,000,000	2017/06/05	2017/10/30	50.00
61339	HK Bank – CC Bank R Bull CBBC May 2018 A	50,000,000	2017/06/05	2018/05/07	12.50
61338	HK Bank – CC Bank R Bull CBBC Aug 2018 B	50,000,000	2017/06/05	2018/08/20	12.50
61341	HK Bank – CC Bank R Bear CBBC Sep 2018 A	40,000,000	2017/06/05	2018/09/21	10.00
61328	HK Bank – HSI R Bull CBBC Jul 2018 F	100,000,000	2017/06/05	2018/07/30	25.00
61337	HK Bank – HSI R Bear CBBC Jul 2018 D	100,000,000	2017/06/05	2018/07/30	25.00
61350	HK Bank – Lenovo R Bear CBBC May 2018 A	40,000,000	2017/06/05	2018/05/07	10.00
61343	HK Bank – Ping An R Bull CBBC May 2018 C	60,000,000	2017/06/05	2018/05/07	15.00
61342	HK Bank – Tencent R Bull CBBC Jul 2018 N	60,000,000	2017/06/05	2018/07/16	15.00
61414	J P Morgan SP BV – CUni R Bull CBBC Nov 2017 C	40,000,000	2017/06/05	2017/11/17	10.00
61420	J P Morgan SP BV – HSI R Bull CBBC Aug 2018 U	200,000,000	2017/06/05	2018/08/30	50.00
61421	J P Morgan SP BV – HSI R Bear CBBC Sep 2017 B	200,000,000	2017/06/05	2017/09/28	50.00
61416	J P Morgan SP BV – Tencent R Bull CBBC Oct 2017 R	40,000,000	2017/06/05	2017/10/20	10.00
61383	Macquarie Bank Ltd. – HSI R Bull CBBC May 2018 D	40,000,000	2017/06/05	2018/05/30	10.00
61361	SG Issuer – BOCL R Bear CBBC Nov 2017 A	40,000,000	2017/06/05	2017/11/29	10.00
61375	SG Issuer – CUni R Bull CBBC Mar 2018 A	40,000,000	2017/06/05	2018/03/28	10.00
61365	SG Issuer – China Life R Bull CBBC Feb 2018 D	40,000,000	2017/06/05	2018/02/27	10.00
61356	SG Issuer – HSCEI R Bull CBBC Nov 2018 G	200,000,000	2017/06/05	2018/11/29	50.00
61360	SG Issuer – HSCEI R Bull CBBC Dec 2018 E	200,000,000	2017/06/05	2018/12/28	50.00
61355	SG Issuer – HSCEI R Bear CBBC Feb 2018 A	200,000,000	2017/06/05	2018/02/27	50.00
61458	SG Issuer – HSI R Bull CBBC Oct 2018 H	200,000,000	2017/06/05	2018/10/30	50.00
61459	SG Issuer – HSI R Bull CBBC Dec 2018 D	200,000,000	2017/06/05	2018/12/28	50.00
61456	SG Issuer – HSI R Bear CBBC Sep 2017 F	200,000,000	2017/06/05	2017/09/28	50.00
61457	SG Issuer – HSI R Bear CBBC Oct 2017 J	200,000,000	2017/06/05	2017/10/30	50.00
61376	SG Issuer – Ping An R Bull CBBC Mar 2018 B	100,000,000	2017/06/05	2018/03/28	25.00
61352	UBS AG – HSI R Bull CBBC Aug 2018 X	250,000,000	2017/06/05	2018/08/30	62.50
61353	UBS AG – HSI R Bear CBBC Sep 2017 M	250,000,000	2017/06/05	2017/09/28	62.50
61385	UBS AG – HSI R Bear CBBC Sep 2017 N	250,000,000	2017/06/05	2017/09/28	62.50
61492	BNP Paribas Issuance B.V. – HSI R Bull CBBC Aug 2018 S	250,000,000	2017/06/06	2018/08/30	62.50
61552	Credit Suisse AG – Geely Auto R Bull CBBC Jan 2018 C	50,000,000	2017/06/06	2018/01/18	12.50
61547	Credit Suisse AG – HSI R Bull CBBC Feb 2018 M	200,000,000	2017/06/06	2018/02/27	50.00
61557	Credit Suisse AG – HSI R Bull CBBC Aug 2018 H	200,000,000	2017/06/06	2018/08/30	50.00
61558	Credit Suisse AG – HSI R Bear CBBC Sep 2017 T	300,000,000	2017/06/06	2017/09/28	75.00
61549	Credit Suisse AG – HSI R Bear CBBC Nov 2017 F	200,000,000	2017/06/06	2017/11/29	50.00
61497	Goldman Sachs SP (Asia) – HSI R Bull CBBC Mar 2018 H	200,000,000	2017/06/06	2018/03/28	50.00
61496	Goldman Sachs SP (Asia) – HSI R Bear CBBC Sep 2017 L	200,000,000	2017/06/06	2017/09/28	50.00

MAIN BOARD CALLABLE BULL/BEAR CONTRACTS

Code	Callable Bull/Bear Contracts	No. of issue (units)	Listing date	Expiry	Amount raised (HK\$mil.)
61462	HK Bank – AIA R Bear CBBC Oct 2018 A	40,000,000	2017/06/06	2018/10/08	10.00
61477	HK Bank – China Shenhua R Bull CBBC May 2018 A	40,000,000	2017/06/06	2018/05/07	10.00
61463	HK Bank – HKEX R Bull CBBC Jul 2018 C	50,000,000	2017/06/06	2018/07/09	12.50
61475	HK Bank – Lenovo R Bull CBBC May 2018 A	40,000,000	2017/06/06	2018/05/07	10.00
61476	HK Bank – Lenovo R Bull CBBC Oct 2018 A	40,000,000	2017/06/06	2018/10/15	10.00
61473	HK Bank – Sands China R Bull CBBC Aug 2018 A	80,000,000	2017/06/06	2018/08/13	20.00
61467	HK Bank – Tencent R Bull CBBC Jul 2018 O	60,000,000	2017/06/06	2018/07/09	15.00
61514	J P Morgan SP BV – CSOP A50 ETF R Bull CBBC Jan 2018 D	40,000,000	2017/06/06	2018/01/19	10.00
61509	J P Morgan SP BV – HSI R Bull CBBC Aug 2018 V	200,000,000	2017/06/06	2018/08/30	50.00
61513	J P Morgan SP BV – HSI R Bull CBBC Aug 2018 W	200,000,000	2017/06/06	2018/08/30	50.00
61506	J P Morgan SP BV – HSI R Bear CBBC Sep 2017 C	200,000,000	2017/06/06	2017/09/28	50.00
61488	Macquarie Bank Ltd. – HSI R Bull CBBC Jul 2018 A	40,000,000	2017/06/06	2018/07/30	10.00
61482	Macquarie Bank Ltd. – HSI R Bear CBBC Jul 2018 B	40,000,000	2017/06/06	2018/07/30	10.00
61485	Macquarie Bank Ltd. – HSI R Bear CBBC Jul 2018 C	40,000,000	2017/06/06	2018/07/30	10.00
61461	SG Issuer – COVS R Bull CBBC Feb 2018 A	40,000,000	2017/06/06	2018/02/27	10.00
61536	SG Issuer – HSI R Bull CBBC Oct 2018 J	200,000,000	2017/06/06	2018/10/30	50.00
61538	SG Issuer – HSI R Bull CBBC Nov 2018 I	200,000,000	2017/06/06	2018/11/29	50.00
61516	SG Issuer – HSI R Bear CBBC Sep 2017 B	200,000,000	2017/06/06	2017/09/28	50.00
61515	SG Issuer – HSI R Bear CBBC Sep 2017 G	200,000,000	2017/06/06	2017/09/28	50.00
61532	SG Issuer – HSI R Bear CBBC Oct 2017 K	200,000,000	2017/06/06	2017/10/30	50.00
61535	SG Issuer – HSI R Bear CBBC Oct 2017 L	200,000,000	2017/06/06	2017/10/30	50.00
61540	SG Issuer – PetroChina R Bull CBBC Feb 2018 A	40,000,000	2017/06/06	2018/02/27	10.00
61494	UBS AG – HSI R Bull CBBC Sep 2018 I	250,000,000	2017/06/06	2018/09/27	62.50
61568	BNP Paribas Issuance B.V. – HSI R Bear CBBC Feb 2018 Y	250,000,000	2017/06/07	2018/02/27	62.50
61606	Credit Suisse AG – Geely Auto R Bear CBBC Dec 2017 H	50,000,000	2017/06/07	2017/12/28	15.00
61607	Credit Suisse AG – HKEX R Bear CBBC Mar 2018 A	50,000,000	2017/06/07	2018/03/16	17.50
61604	Credit Suisse AG – HSI R Bull CBBC Mar 2018 J	150,000,000	2017/06/07	2018/03/28	37.50
61603	Credit Suisse AG – HSI R Bear CBBC Sep 2017 V	200,000,000	2017/06/07	2017/09/28	50.00
61621	Goldman Sachs SP (Asia) – HSI R Bull CBBC Mar 2018 I	200,000,000	2017/06/07	2018/03/28	50.00
61615	Goldman Sachs SP (Asia) – HSI R Bear CBBC Sep 2017 M	200,000,000	2017/06/07	2017/09/28	50.00
61579	HK Bank – Geely Auto R Bull CBBC May 2018 A	40,000,000	2017/06/07	2018/05/07	10.00
61580	HK Bank – Great Wall Motor R Bull CBBC Jul 2018 B	40,000,000	2017/06/07	2018/07/09	10.00
61573	HK Bank – HSI R Bear CBBC Apr 2018 I	100,000,000	2017/06/07	2018/04/27	25.00
61574	HK Bank – HSI R Bear CBBC Apr 2018 J	100,000,000	2017/06/07	2018/04/27	25.00
61575	HK Bank – HSI R Bear CBBC Aug 2018 F	150,000,000	2017/06/07	2018/08/30	37.50
61577	HK Bank – Lenovo R Bull CBBC Apr 2018 B	40,000,000	2017/06/07	2018/04/09	10.00
61584	HK Bank – Ping An R Bear CBBC Nov 2018 A	40,000,000	2017/06/07	2018/11/05	10.00
61585	HK Bank – Tencent R Bull CBBC Aug 2018 C	60,000,000	2017/06/07	2018/08/13	15.00
61569	HK Bank – Tencent R Bear CBBC Jul 2018 F	50,000,000	2017/06/07	2018/07/09	12.50
61592	HK Bank – Tencent R Bear CBBC Jul 2018 G	50,000,000	2017/06/07	2018/07/30	12.50
61626	J P Morgan SP BV – Geely Auto R Bull CBBC Mar 2018 C	40,000,000	2017/06/07	2018/03/16	10.00
61625	J P Morgan SP BV – Geely Auto R Bear CBBC Mar 2018 B	40,000,000	2017/06/07	2018/03/16	10.80
61627	J P Morgan SP BV – HSI R Bull CBBC Aug 2018 X	200,000,000	2017/06/07	2018/08/30	50.00
61628	J P Morgan SP BV – HSI R Bear CBBC Sep 2017 D	200,000,000	2017/06/07	2017/09/28	50.00
61622	J P Morgan SP BV – Tencent R Bull CBBC Sep 2017 O	40,000,000	2017/06/07	2017/09/15	10.00

MAIN BOARD CALLABLE BULL/BEAR CONTRACTS

Code	Callable Bull/Bear Contracts	No. of issue (units)	Listing date	Expiry	Amount raised (HK\$mil.)
61600	SG Issuer – Geely Auto R Bull CBBC Feb 2018 B	40,000,000	2017/06/07	2018/02/27	10.00
61559	SG Issuer – Geely Auto R Bull CBBC Mar 2018 A	40,000,000	2017/06/07	2018/03/28	10.00
61597	SG Issuer – Geely Auto R Bear CBBC Nov 2017 C	40,000,000	2017/06/07	2017/11/29	10.00
61594	SG Issuer – Galaxy R Bull CBBC Mar 2018 B	100,000,000	2017/06/07	2018/03/28	25.00
61601	SG Issuer – Sands R Bull CBBC Apr 2018 A	100,000,000	2017/06/07	2018/04/27	25.00
61567	SG Issuer – Tencent R Bull CBBC Feb 2018 J	100,000,000	2017/06/07	2018/02/27	25.00
61564	SG Issuer – Tencent R Bear CBBC Dec 2017 C	100,000,000	2017/06/07	2017/12/28	25.00
61611	UBS AG – HSI R Bull CBBC Feb 2018 L	200,000,000	2017/06/07	2018/02/27	50.00
61609	UBS AG – HSI R Bear CBBC Sep 2017 O	250,000,000	2017/06/07	2017/09/28	62.50
61632	BNP Paribas Issuance B.V. – CSOP A50 ETF R Bull CBBC Jan 18 A	60,000,000	2017/06/08	2018/01/30	15.00
61633	BNP Paribas Issuance B.V. – HS H ETF R Bull CBBC Jan 2018 A	80,000,000	2017/06/08	2018/01/30	20.00
61630	BNP Paribas Issuance B.V. – Tencent R Bull CBBC Aug 2018 I	40,000,000	2017/06/08	2018/08/30	10.00
61644	BNP Paribas Issuance B.V. – Tencent R Bull CBBC Aug 2018 J	40,000,000	2017/06/08	2018/08/30	10.00
61631	BNP Paribas Issuance B.V. – Tencent R Bear CBBC Apr 2018 I	40,000,000	2017/06/08	2018/04/27	10.00
61688	Credit Suisse AG – Geely Auto R Bull CBBC Jan 2018 D	50,000,000	2017/06/08	2018/01/25	12.50
61682	Credit Suisse AG – HSI R Bull CBBC Aug 2018 B	200,000,000	2017/06/08	2018/08/30	50.00
61690	Credit Suisse AG – HSI R Bull CBBC Aug 2018 I	200,000,000	2017/06/08	2018/08/30	50.00
61684	Credit Suisse AG – HSI R Bear CBBC Oct 2017 A	200,000,000	2017/06/08	2017/10/30	50.00
61678	Credit Suisse AG – HSI R Bear CBBC Nov 2017 G	300,000,000	2017/06/08	2017/11/29	75.00
61683	Credit Suisse AG – HSI R Bear CBBC Nov 2017 H	200,000,000	2017/06/08	2017/11/29	50.00
61689	Credit Suisse AG – Ping An R Bear CBBC Jan 2018 B	50,000,000	2017/06/08	2018/01/26	12.50
61686	Credit Suisse AG – Tencent R Bull CBBC Feb 2018 I	50,000,000	2017/06/08	2018/02/08	12.50
61685	Credit Suisse AG – Tencent R Bull CBBC Mar 2018 E	50,000,000	2017/06/08	2018/03/01	12.50
61680	Credit Suisse AG – Tencent R Bear CBBC Jan 2018 B	50,000,000	2017/06/08	2018/01/19	12.50
61667	Bank of East Asia – China Mobile R Bull CBBC Apr 2018 B	40,000,000	2017/06/08	2018/04/26	10.00
61670	Bank of East Asia – Galaxy Ent R Bull CBBC Apr 2018 B	18,000,000	2017/06/08	2018/04/26	10.08
61668	Bank of East Asia – Ping An R Bull CBBC Apr 2018 C	16,000,000	2017/06/08	2018/04/26	10.40
61664	Bank of East Asia – Tencent R Bull CBBC Apr 2018 J	40,000,000	2017/06/08	2018/04/26	10.00
61665	Bank of East Asia – Tencent R Bull CBBC Apr 2018 K	40,000,000	2017/06/08	2018/04/26	10.00
61666	Bank of East Asia – Tencent R Bull CBBC Apr 2018 L	40,000,000	2017/06/08	2018/04/26	10.00
61700	Goldman Sachs SP (Asia) – HSI R Bull CBBC Mar 2018 J	200,000,000	2017/06/08	2018/03/28	50.00
61647	HK Bank – Geely Auto R Bull CBBC Apr 2018 C	40,000,000	2017/06/08	2018/04/30	10.00
61660	HK Bank – Galaxy Ent R Bull CBBC Jul 2018 C	80,000,000	2017/06/08	2018/07/16	20.00
61646	HK Bank – HSCEI R Bear CBBC Aug 2018 A	50,000,000	2017/06/08	2018/08/30	12.50
61661	HK Bank – HSI R Bull CBBC Jul 2018 G	100,000,000	2017/06/08	2018/07/30	25.00
61662	HK Bank – HSI R Bear CBBC Aug 2018 G	100,000,000	2017/06/08	2018/08/30	25.00
61650	HK Bank – Tencent R Bull CBBC Jul 2018 P	60,000,000	2017/06/08	2018/07/23	15.00
61655	HK Bank – Tencent R Bull CBBC Jul 2018 Q	60,000,000	2017/06/08	2018/07/16	15.00
61658	HK Bank – Tencent R Bull CBBC Jul 2018 R	60,000,000	2017/06/08	2018/07/09	15.00
61698	J P Morgan SP BV – HSI R Bull CBBC Sep 2018 B	200,000,000	2017/06/08	2018/09/27	50.00
61691	J P Morgan SP BV – HSI R Bear CBBC Sep 2017 E	200,000,000	2017/06/08	2017/09/28	50.00
61692	J P Morgan SP BV – Tencent R Bull CBBC Oct 2017 S	40,000,000	2017/06/08	2017/10/20	10.00
61636	SG Issuer – CUni R Bull CBBC Mar 2018 B	40,000,000	2017/06/08	2018/03/28	10.00
61673	SG Issuer – CCB R Bull CBBC Mar 2018 A	40,000,000	2017/06/08	2018/03/28	10.00
61714	SG Issuer – HSI R Bull CBBC Oct 2018 N	200,000,000	2017/06/08	2018/10/30	50.00

MAIN BOARD CALLABLE BULL/BEAR CONTRACTS

Code	Callable Bull/Bear Contracts	No. of issue (units)	Listing date	Expiry	Amount raised (HK\$mil.)
61718	SG Issuer – HSI R Bull CBBC Nov 2018 J	200,000,000	2017/06/08	2018/11/29	50.00
61709	SG Issuer – HSI R Bear CBBC Sep 2017 H	200,000,000	2017/06/08	2017/09/28	50.00
61710	SG Issuer – HSI R Bear CBBC Oct 2017 M	200,000,000	2017/06/08	2017/10/30	50.00
61711	SG Issuer – HSI R Bear CBBC Nov 2017 C	200,000,000	2017/06/08	2017/11/29	51.00
61677	SG Issuer – ICBC R Bull CBBC Feb 2018 A	40,000,000	2017/06/08	2018/02/27	10.00
61637	SG Issuer – Tencent R Bull CBBC Mar 2018 J	100,000,000	2017/06/08	2018/03/28	25.00
61701	UBS AG – CC Bank R Bull CBBC Aug 2018 A	40,000,000	2017/06/08	2018/08/13	10.00
61704	UBS AG – CC Bank R Bull CBBC Aug 2018 B	40,000,000	2017/06/08	2018/08/06	10.00
61708	UBS AG – HSI R Bull CBBC Aug 2018 Y	200,000,000	2017/06/08	2018/08/30	50.00
61707	UBS AG – HSI R Bear CBBC Sep 2017 P	200,000,000	2017/06/08	2017/09/28	50.00
61706	UBS AG – Ping An R Bull CBBC Oct 2018 A	40,000,000	2017/06/08	2018/10/29	10.00
61788	BNP Paribas Issuance B.V. – HSI R Bull CBBC Aug 2018 H	250,000,000	2017/06/09	2018/08/30	62.50
61721	BNP Paribas Issuance B.V. – HSI R Bull CBBC Aug 2018 Z	250,000,000	2017/06/09	2018/08/30	62.50
61723	BNP Paribas Issuance B.V. – HSI R Bear CBBC Feb 2018 D	250,000,000	2017/06/09	2018/02/27	62.50
61726	BNP Paribas Issuance B.V. – HSI R Bear CBBC Feb 2018 H	250,000,000	2017/06/09	2018/02/27	62.50
61727	BNP Paribas Issuance B.V. – HSI R Bear CBBC Feb 2018 O	250,000,000	2017/06/09	2018/02/27	62.50
61728	BNP Paribas Issuance B.V. – HSI R Bear CBBC Feb 2018 T	250,000,000	2017/06/09	2018/02/27	62.50
61823	Credit Suisse AG – Geely Auto R Bull CBBC Feb 2018 A	50,000,000	2017/06/09	2018/02/02	12.50
61829	Credit Suisse AG – Geely Auto R Bear CBBC Jan 2018 A	50,000,000	2017/06/09	2018/01/29	14.00
61831	Credit Suisse AG – Galaxy Ent R Bull CBBC Mar 2018 A	50,000,000	2017/06/09	2018/03/02	12.50
61834	Credit Suisse AG – HKEX R Bull CBBC Jan 2018 B	50,000,000	2017/06/09	2018/01/19	12.50
61836	Credit Suisse AG – HKEX R Bull CBBC Jan 2018 C	50,000,000	2017/06/09	2018/01/26	12.50
61842	Credit Suisse AG – HSI R Bull CBBC Feb 2018 H	200,000,000	2017/06/09	2018/02/27	50.00
61841	Credit Suisse AG – HSI R Bull CBBC Feb 2018 O	200,000,000	2017/06/09	2018/02/27	50.00
61840	Credit Suisse AG – HSI R Bear CBBC Oct 2017 B	200,000,000	2017/06/09	2017/10/30	50.00
61839	Credit Suisse AG – HSI R Bear CBBC Nov 2017 I	200,000,000	2017/06/09	2017/11/29	50.00
61846	Credit Suisse AG – HSI R Bear CBBC Dec 2017 D	200,000,000	2017/06/09	2017/12/28	50.00
61821	Credit Suisse AG – Tencent R Bull CBBC Mar 2018 F	50,000,000	2017/06/09	2018/03/09	12.50
61822	Credit Suisse AG – Tencent R Bear CBBC Dec 2017 J	50,000,000	2017/06/09	2017/12/28	12.50
61819	Goldman Sachs SP (Asia) – HSI R Bull CBBC Mar 2018 K	200,000,000	2017/06/09	2018/03/28	50.00
61790	Goldman Sachs SP (Asia) – HSI R Bear CBBC Oct 2017 G	200,000,000	2017/06/09	2017/10/30	50.00
61791	Goldman Sachs SP (Asia) – HSI R Bear CBBC Oct 2017 H	200,000,000	2017/06/09	2017/10/30	50.00
61818	Goldman Sachs SP (Asia) – HSI R Bear CBBC Oct 2017 I	200,000,000	2017/06/09	2017/10/30	50.00
61792	Goldman Sachs SP (Asia) – HSI R Bear CBBC Nov 2017 A	200,000,000	2017/06/09	2017/11/29	50.00
61793	Goldman Sachs SP (Asia) – HSI R Bear CBBC Nov 2017 B	200,000,000	2017/06/09	2017/11/29	50.00
61755	HK Bank – BOCL R Bear CBBC Sep 2018 A	40,000,000	2017/06/09	2018/09/17	10.00
61739	HK Bank – Geely Auto R Bull CBBC Jul 2018 C	40,000,000	2017/06/09	2018/07/30	10.00
61738	HK Bank – Geely Auto R Bear CBBC Apr 2018 E	40,000,000	2017/06/09	2018/04/23	10.00
61741	HK Bank – Geely Auto R Bear CBBC Aug 2018 A	40,000,000	2017/06/09	2018/08/20	10.00
61743	HK Bank – HKEX R Bull CBBC Jul 2018 D	50,000,000	2017/06/09	2018/07/30	12.50
61744	HK Bank – HKEX R Bull CBBC Jul 2018 E	50,000,000	2017/06/09	2018/07/23	12.50
61747	HK Bank – HKEX R Bear CBBC Jul 2018 A	40,000,000	2017/06/09	2018/07/09	10.00
61748	HK Bank – HKEX R Bear CBBC Sep 2018 A	40,000,000	2017/06/09	2018/09/14	10.00
61781	HK Bank – HSI R Bull CBBC Jul 2018 H	100,000,000	2017/06/09	2018/07/30	25.00
61778	HK Bank – HSI R Bull CBBC Aug 2018 H	100,000,000	2017/06/09	2018/08/30	25.00

MAIN BOARD CALLABLE BULL/BEAR CONTRACTS

Code	Callable Bull/Bear Contracts	No. of issue (units)	Listing date	Expiry	Amount raised (HK\$mil.)
61757	HK Bank – PetCh R Bear CBBC Jul 2018 A	40,000,000	2017/06/09	2018/07/23	10.00
61763	HK Bank – Tencent R Bull CBBC Jul 2018 S	60,000,000	2017/06/09	2018/07/23	15.00
61816	J P Morgan SP BV – HKEX R Bull CBBC Oct 2017 L	40,000,000	2017/06/09	2017/10/20	10.00
61817	J P Morgan SP BV – HKEX R Bull CBBC Oct 2017 M	40,000,000	2017/06/09	2017/10/20	10.00
61811	J P Morgan SP BV – HSI R Bull CBBC Mar 2018 D	160,000,000	2017/06/09	2018/03/28	40.00
61812	J P Morgan SP BV – HSI R Bull CBBC Aug 2018 Y	200,000,000	2017/06/09	2018/08/30	50.00
61815	J P Morgan SP BV – Tencent R Bull CBBC Oct 2017 T	40,000,000	2017/06/09	2017/10/20	10.00
61768	SG Issuer – Geely Auto R Bull CBBC Apr 2018 A	40,000,000	2017/06/09	2018/04/27	10.00
61764	SG Issuer – Geely Auto R Bear CBBC Dec 2017 A	40,000,000	2017/06/09	2017/12/28	10.00
61772	SG Issuer – HKEX R Bull CBBC Mar 2018 C	100,000,000	2017/06/09	2018/03/28	25.00
61775	SG Issuer – HKEX R Bull CBBC Apr 2018 A	100,000,000	2017/06/09	2018/04/27	25.00
61777	SG Issuer – HKEX R Bull CBBC Apr 2018 B	100,000,000	2017/06/09	2018/04/27	25.00
61771	SG Issuer – HKEX R Bear CBBC Dec 2017 A	100,000,000	2017/06/09	2017/12/28	25.00
61856	SG Issuer – HSI R Bull CBBC Nov 2018 K	200,000,000	2017/06/09	2018/11/29	50.00
61857	SG Issuer – HSI R Bull CBBC Nov 2018 L	200,000,000	2017/06/09	2018/11/29	50.00
61858	SG Issuer – HSI R Bull CBBC Dec 2018 E	200,000,000	2017/06/09	2018/12/28	50.00
61847	SG Issuer – HSI R Bear CBBC Sep 2017 I	200,000,000	2017/06/09	2017/09/28	50.00
61848	SG Issuer – HSI R Bear CBBC Sep 2017 K	200,000,000	2017/06/09	2017/09/28	50.00
61849	SG Issuer – HSI R Bear CBBC Oct 2017 N	200,000,000	2017/06/09	2017/10/30	50.00
61852	SG Issuer – HSI R Bear CBBC Oct 2017 O	200,000,000	2017/06/09	2017/10/30	50.00
61800	UBS AG – HKEX R Bull CBBC Dec 2017 B	50,000,000	2017/06/09	2017/12/04	12.50
61801	UBS AG – HSCEI R Bull CBBC Aug 2018 B	100,000,000	2017/06/09	2018/08/30	25.00
61808	UBS AG – HSI R Bull CBBC Jul 2018 P	200,000,000	2017/06/09	2018/07/30	50.00
61810	UBS AG – HSI R Bull CBBC Jul 2018 Q	250,000,000	2017/06/09	2018/07/30	62.50
61802	UBS AG – HSI R Bear CBBC Sep 2017 Q	200,000,000	2017/06/09	2017/09/28	50.00
61804	UBS AG – HSI R Bear CBBC Sep 2017 R	200,000,000	2017/06/09	2017/09/28	50.00
61806	UBS AG – HSI R Bear CBBC Sep 2017 S	250,000,000	2017/06/09	2017/09/28	62.50
61798	UBS AG – Tencent R Bull CBBC Dec 2017 J	50,000,000	2017/06/09	2017/12/18	12.50
61799	UBS AG – Tencent R Bull CBBC Dec 2017 K	40,000,000	2017/06/09	2017/12/04	10.00
61797	UBS AG – Tencent R Bull CBBC Jan 2018 B	50,000,000	2017/06/09	2018/01/15	12.50
61889	BNP Paribas Issuance B.V. – HSCEI R Bear CBBC Feb 2018 K	100,000,000	2017/06/12	2018/02/27	25.00
61892	BNP Paribas Issuance B.V. – HSCEI R Bear CBBC Feb 2018 L	100,000,000	2017/06/12	2018/02/27	25.00
61940	Credit Suisse AG – HKEX R Bull CBBC Mar 2018 A	50,000,000	2017/06/12	2018/03/23	12.50
61920	Credit Suisse AG – HSI R Bull CBBC Aug 2018 J	200,000,000	2017/06/12	2018/08/30	50.00
61937	Credit Suisse AG – HSI R Bear CBBC Sep 2017 W	200,000,000	2017/06/12	2017/09/28	50.00
61938	Credit Suisse AG – HSI R Bear CBBC Nov 2017 J	150,000,000	2017/06/12	2017/11/29	37.50
61915	Bank of East Asia – CC Bank R Bull CBBC Apr 2018 A	40,000,000	2017/06/12	2018/04/20	10.00
61913	Bank of East Asia – China Shenhua R Bull CBBC Apr 2018 A	30,000,000	2017/06/12	2018/04/20	10.50
61905	Bank of East Asia – HKEX R Bull CBBC Apr 2018 D	40,000,000	2017/06/12	2018/04/20	10.00
61908	Bank of East Asia – HKEX R Bull CBBC Apr 2018 E	40,000,000	2017/06/12	2018/04/20	10.00
61911	Bank of East Asia – Tencent R Bull CBBC Apr 2018 M	40,000,000	2017/06/12	2018/04/20	10.00
61949	Goldman Sachs SP (Asia) – HSI R Bull CBBC Feb 2018 K	200,000,000	2017/06/12	2018/02/27	50.00
61950	Goldman Sachs SP (Asia) – HSI R Bear CBBC Sep 2017 N	200,000,000	2017/06/12	2017/09/28	50.00
61864	HK Bank – ABC R Bear CBBC Aug 2018 A	40,000,000	2017/06/12	2018/08/20	10.00
61887	HK Bank – Geely Auto R Bull CBBC Jul 2018 D	40,000,000	2017/06/12	2018/07/23	10.00

MAIN BOARD CALLABLE BULL/BEAR CONTRACTS

Code	Callable Bull/Bear Contracts	No. of issue (units)	Listing date	Expiry	Amount raised (HK\$mil.)
61863	HK Bank – Geely Auto R Bear CBBC Sep 2018 A	40,000,000	2017/06/12	2018/09/17	14.00
61874	HK Bank – HKEX R Bull CBBC Mar 2018 E	50,000,000	2017/06/12	2018/03/19	12.50
61873	HK Bank – HKEX R Bull CBBC Jul 2018 F	50,000,000	2017/06/12	2018/07/16	12.50
61875	HK Bank – HKEX R Bear CBBC Oct 2018 A	40,000,000	2017/06/12	2018/10/15	10.00
61879	HK Bank – HSI R Bear CBBC Apr 2018 K	100,000,000	2017/06/12	2018/04/27	25.00
61882	HK Bank – HSI R Bear CBBC Apr 2018 L	100,000,000	2017/06/12	2018/04/27	25.00
61883	HK Bank – HSI R Bear CBBC Aug 2018 H	100,000,000	2017/06/12	2018/08/30	25.00
61877	HK Bank – Tencent R Bull CBBC Aug 2018 D	60,000,000	2017/06/12	2018/08/06	15.00
61902	Haitong Int'l Sec – Geely Auto R Bull CBBC Jun 2018 A	40,000,000	2017/06/12	2018/06/25	10.00
61904	Haitong Int'l Sec – Galaxy Ent R Bull CBBC Jun 2018 A	60,000,000	2017/06/12	2018/06/25	15.00
61896	Haitong Int'l Sec – HKEX R Bull CBBC Jun 2018 A	40,000,000	2017/06/12	2018/06/29	10.00
61893	Haitong Int'l Sec – Tencent R Bull CBBC Jun 2018 A	40,000,000	2017/06/12	2018/06/26	10.00
61895	Haitong Int'l Sec – Tencent R Bull CBBC Jun 2018 B	40,000,000	2017/06/12	2018/06/27	10.00
61970	J P Morgan SP BV – Galaxy Ent R Bull CBBC Jan 2018 C	100,000,000	2017/06/12	2018/01/19	25.00
61957	J P Morgan SP BV – HKEX R Bull CBBC Nov 2017 M	40,000,000	2017/06/12	2017/11/17	10.00
61959	J P Morgan SP BV – HKEX R Bear CBBC Feb 2018 A	40,000,000	2017/06/12	2018/02/15	10.00
61955	J P Morgan SP BV – HSI R Bull CBBC Apr 2018 M	200,000,000	2017/06/12	2018/04/27	50.00
61983	J P Morgan SP BV – HSI R Bull CBBC Aug 2018 Z	200,000,000	2017/06/12	2018/08/30	50.00
61972	J P Morgan SP BV – HSI R Bear CBBC Sep 2017 F	200,000,000	2017/06/12	2017/09/28	50.00
61975	J P Morgan SP BV – HSI R Bear CBBC Oct 2017 D	200,000,000	2017/06/12	2017/10/30	50.00
61976	J P Morgan SP BV – HSI R Bear CBBC Nov 2017 B	200,000,000	2017/06/12	2017/11/29	50.00
61977	J P Morgan SP BV – HSI R Bear CBBC Dec 2017 D	200,000,000	2017/06/12	2017/12/28	50.00
61979	J P Morgan SP BV – HSI R Bear CBBC Jan 2018 I	200,000,000	2017/06/12	2018/01/30	50.00
61981	J P Morgan SP BV – HSI R Bear CBBC Jan 2018 J	200,000,000	2017/06/12	2018/01/30	50.00
61962	J P Morgan SP BV – Tencent R Bull CBBC Dec 2017 R	40,000,000	2017/06/12	2017/12/15	10.00
61860	SG Issuer – Geely Auto R Bull CBBC Apr 2018 B	40,000,000	2017/06/12	2018/04/27	10.00
61859	SG Issuer – Geely Auto R Bear CBBC Dec 2017 B	40,000,000	2017/06/12	2017/12/28	11.20
61862	SG Issuer – HKEX R Bull CBBC Mar 2018 D	100,000,000	2017/06/12	2018/03/28	25.00
61861	SG Issuer – HKEX R Bear CBBC Jan 2018 A	100,000,000	2017/06/12	2018/01/30	25.00
61919	SG Issuer – Tencent R Bull CBBC Apr 2018 A	100,000,000	2017/06/12	2018/04/27	25.00
61951	UBS AG – HKEX R Bull CBBC Nov 2017 E	50,000,000	2017/06/12	2017/11/13	12.50
61952	UBS AG – HKEX R Bear CBBC Oct 2017 A	50,000,000	2017/06/12	2017/10/16	12.50
61941	UBS AG – HSI R Bull CBBC Sep 2018 J	250,000,000	2017/06/12	2018/09/27	62.50
61942	UBS AG – HSI R Bear CBBC Sep 2017 T	250,000,000	2017/06/12	2017/09/28	62.50
62021	BNP Paribas Issuance B.V. – HKEX R Bull CBBC Aug 2018 B	50,000,000	2017/06/13	2018/08/30	12.50
62016	BNP Paribas Issuance B.V. – HSI R Bear CBBC Feb 2018 I	250,000,000	2017/06/13	2018/02/27	62.50
62033	Credit Suisse AG – HSBC R Bull CBBC Feb 2018 A	50,000,000	2017/06/13	2018/02/23	12.50
62030	Credit Suisse AG – HSI R Bull CBBC Feb 2018 U	200,000,000	2017/06/13	2018/02/27	50.00
62040	Credit Suisse AG – HSI R Bull CBBC Aug 2018 L	200,000,000	2017/06/13	2018/08/30	50.00
62036	Credit Suisse AG – HSI R Bear CBBC Sep 2017 B	200,000,000	2017/06/13	2017/09/28	50.00
62032	Credit Suisse AG – HSI R Bear CBBC Sep 2017 Y	200,000,000	2017/06/13	2017/09/28	50.00
62035	Credit Suisse AG – HSI R Bear CBBC Oct 2017 C	200,000,000	2017/06/13	2017/10/30	50.00
62038	Credit Suisse AG – HSI R Bear CBBC Nov 2017 K	200,000,000	2017/06/13	2017/11/29	50.00
62041	Goldman Sachs SP (Asia) – HSI R Bull CBBC Feb 2018 L	200,000,000	2017/06/13	2018/02/27	50.00
62026	Goldman Sachs SP (Asia) – HSI R Bear CBBC Oct 2017 J	200,000,000	2017/06/13	2017/10/30	50.00

MAIN BOARD CALLABLE BULL/BEAR CONTRACTS

Code	Callable Bull/Bear Contracts	No. of issue (units)	Listing date	Expiry	Amount raised (HK\$mil.)
61999	HK Bank – HKEX R Bear CBBC Oct 2018 B	40,000,000	2017/06/13	2018/10/29	12.00
61989	HK Bank – ICBC R Bull CBBC Oct 2018 A	50,000,000	2017/06/13	2018/10/15	12.50
61993	HK Bank – ICBC R Bear CBBC Oct 2018 A	40,000,000	2017/06/13	2018/10/29	10.00
61987	HK Bank – Tencent R Bull CBBC Aug 2018 E	60,000,000	2017/06/13	2018/08/20	15.00
62073	J P Morgan SP BV – Geely Auto R Bull CBBC Feb 2018 D	40,000,000	2017/06/13	2018/02/15	10.00
62078	J P Morgan SP BV – HKEX R Bull CBBC Nov 2017 N	40,000,000	2017/06/13	2017/11/17	10.00
62079	J P Morgan SP BV – HKEX R Bull CBBC Dec 2017 M	40,000,000	2017/06/13	2017/12/15	10.00
62082	J P Morgan SP BV – HSI R Bull CBBC Sep 2018 C	200,000,000	2017/06/13	2018/09/27	50.00
62072	J P Morgan SP BV – HSI R Bear CBBC Sep 2017 G	200,000,000	2017/06/13	2017/09/28	50.00
62095	J P Morgan SP BV – HSI R Bear CBBC Dec 2017 E	200,000,000	2017/06/13	2017/12/28	50.00
62077	J P Morgan SP BV – Tencent R Bull CBBC Nov 2017 U	40,000,000	2017/06/13	2017/11/17	10.00
62003	Macquarie Bank Ltd. – HSI R Bear CBBC Jun 2018 E	40,000,000	2017/06/13	2018/06/28	10.00
62004	Macquarie Bank Ltd. – HSI R Bear CBBC Jun 2018 F	40,000,000	2017/06/13	2018/06/28	10.00
62002	Macquarie Bank Ltd. – Tencent R Bull CBBC Jan 2018 A	40,000,000	2017/06/13	2018/01/31	10.00
62014	Macquarie Bank Ltd. – Tencent R Bear CBBC Jan 2018 A	40,000,000	2017/06/13	2018/01/31	10.00
62052	SG Issuer – CShen R Bull CBBC Apr 2018 A	40,000,000	2017/06/13	2018/04/27	10.00
61984	SG Issuer – Great Wall Motor R Bull CBBC Mar 2018 A	40,000,000	2017/06/13	2018/03/28	10.00
62053	SG Issuer – HSBC R Bull CBBC Jul 2018 A	100,000,000	2017/06/13	2018/07/30	25.00
62071	SG Issuer – HSI R Bull CBBC Sep 2018 T	200,000,000	2017/06/13	2018/09/27	50.00
62060	SG Issuer – HSI R Bear CBBC Oct 2017 P	200,000,000	2017/06/13	2017/10/30	50.00
62062	SG Issuer – HSI R Bear CBBC Oct 2017 Q	200,000,000	2017/06/13	2017/10/30	50.00
62063	SG Issuer – HSI R Bear CBBC Oct 2017 R	200,000,000	2017/06/13	2017/10/30	50.00
62059	SG Issuer – SHK Ppt P R Bull CBBC May 2018 A	100,000,000	2017/06/13	2018/05/30	25.00
62058	SG Issuer – SHK Ppt P R Bear CBBC Mar 2018 A	100,000,000	2017/06/13	2018/03/28	25.00
62047	UBS AG – HKEX R Bear CBBC Oct 2017 B	50,000,000	2017/06/13	2017/10/24	12.50
62048	UBS AG – HSI R Bull CBBC Jul 2018 R	200,000,000	2017/06/13	2018/07/30	50.00
62042	UBS AG – HSI R Bear CBBC Sep 2017 U	250,000,000	2017/06/13	2017/09/28	62.50
62151	Credit Suisse AG – Galaxy Ent R Bear CBBC Jan 2018 B	50,000,000	2017/06/14	2018/01/19	12.50
62147	Credit Suisse AG – HSI R Bull CBBC Mar 2018 K	150,000,000	2017/06/14	2018/03/28	37.50
62148	Credit Suisse AG – HSI R Bear CBBC Oct 2017 D	200,000,000	2017/06/14	2017/10/30	50.00
62150	Credit Suisse AG – HSI R Bear CBBC Nov 2017 L	200,000,000	2017/06/14	2017/11/29	50.00
62136	Bank of East Asia – COVS R Bull CBBC Jan 2018 B	25,000,000	2017/06/14	2018/01/30	10.00
62138	Bank of East Asia – CUni R Bull CBBC Jan 2018 A	40,000,000	2017/06/14	2018/01/30	10.00
62139	Bank of East Asia – Geely Auto R Bull CBBC Jan 2018 B	40,000,000	2017/06/14	2018/01/30	10.00
62135	Bank of East Asia – Great Wall Motor R Bull CBBC Jan 2018 A	30,000,000	2017/06/14	2018/01/30	10.20
62129	Bank of East Asia – HSBC Holdings R Bull CBBC Jan 2018 D	60,000,000	2017/06/14	2018/01/30	15.00
62142	Goldman Sachs SP (Asia) – HSI R Bull CBBC Feb 2018 M	200,000,000	2017/06/14	2018/02/27	50.00
62096	HK Bank – SHK Ppt R Bull CBBC Jul 2018 A	40,000,000	2017/06/14	2018/07/09	10.00
62115	HK Bank – SHK Ppt R Bear CBBC Aug 2018 A	40,000,000	2017/06/14	2018/08/20	10.00
62117	HK Bank – Tencent R Bull CBBC Aug 2018 F	60,000,000	2017/06/14	2018/08/20	15.00
62173	J P Morgan SP BV – HKEX R Bull CBBC Nov 2017 O	40,000,000	2017/06/14	2017/11/17	10.00
62171	J P Morgan SP BV – HSBC R Bull CBBC Feb 2018 A	100,000,000	2017/06/14	2018/02/15	25.00
62174	J P Morgan SP BV – HSI R Bull CBBC Aug 2018 C	200,000,000	2017/06/14	2018/08/30	50.00
62155	J P Morgan SP BV – HSI R Bear CBBC Sep 2017 H	200,000,000	2017/06/14	2017/09/28	50.00
62178	J P Morgan SP BV – HSI R Bear CBBC Dec 2017 F	200,000,000	2017/06/14	2017/12/28	50.00

MAIN BOARD CALLABLE BULL/BEAR CONTRACTS

Code	Callable Bull/Bear Contracts	No. of issue (units)	Listing date	Expiry	Amount raised (HK\$mil.)
62128	Macquarie Bank Ltd. – HKEX R Bull CBBC Jan 2018 A	35,000,000	2017/06/14	2018/01/31	10.29
62118	Macquarie Bank Ltd. – HKEX R Bear CBBC Jan 2018 A	40,000,000	2017/06/14	2018/01/31	10.00
62145	UBS AG – HSI R Bull CBBC Aug 2018 Z	200,000,000	2017/06/14	2018/08/30	50.00
62143	UBS AG – HSI R Bear CBBC Sep 2017 V	250,000,000	2017/06/14	2017/09/28	62.50
62146	UBS AG – Petrochina R Bull CBBC Dec 2017 D	40,000,000	2017/06/14	2017/12/22	10.00
62288	Credit Suisse AG – Geely Auto R Bear CBBC Feb 2018 A	40,000,000	2017/06/15	2018/02/22	11.20
62280	Credit Suisse AG – Galaxy Ent R Bear CBBC Feb 2018 A	50,000,000	2017/06/15	2018/02/23	12.50
62292	Credit Suisse AG – HSI R Bull CBBC Mar 2018 L	200,000,000	2017/06/15	2018/03/28	50.00
62277	Credit Suisse AG – HSI R Bear CBBC Sep 2017 E	200,000,000	2017/06/15	2017/09/28	50.00
62297	Credit Suisse AG – HSI R Bear CBBC Oct 2017 E	200,000,000	2017/06/15	2017/10/30	50.00
62299	Credit Suisse AG – HSI R Bear CBBC Oct 2017 F	200,000,000	2017/06/15	2017/10/30	50.00
62301	Credit Suisse AG – HSI R Bear CBBC Nov 2017 M	200,000,000	2017/06/15	2017/11/29	50.00
62289	Credit Suisse AG – Ping An R Bear CBBC Mar 2018 A	50,000,000	2017/06/15	2018/03/02	12.50
62304	Goldman Sachs SP (Asia) – HSI R Bull CBBC Mar 2018 L	200,000,000	2017/06/15	2018/03/28	50.00
62247	HK Bank – CSOP A50 ETF R Bull CBBC May 2018 A	50,000,000	2017/06/15	2018/05/14	12.50
62261	HK Bank – Geely Auto R Bear CBBC Oct 2018 A	40,000,000	2017/06/15	2018/10/08	14.00
62215	HK Bank – Galaxy Ent R Bull CBBC Aug 2018 A	80,000,000	2017/06/15	2018/08/13	20.00
62221	HK Bank – Galaxy Ent R Bear CBBC Jul 2018 B	40,000,000	2017/06/15	2018/07/23	10.00
62258	HK Bank – HS H-SH ETF R Bull CBBC Apr 2018 A	50,000,000	2017/06/15	2018/04/09	12.50
62267	HK Bank – HSI R Bull CBBC Jul 2018 I	100,000,000	2017/06/15	2018/07/30	25.00
62235	HK Bank – Sands China R Bull CBBC Aug 2018 B	80,000,000	2017/06/15	2018/08/13	20.00
62266	HK Bank – Tencent R Bull CBBC Aug 2018 G	60,000,000	2017/06/15	2018/08/13	15.00
62357	J P Morgan SP BV – CSOP A50 ETF R Bull CBBC Jan 2018 E	40,000,000	2017/06/15	2018/01/19	10.00
62342	J P Morgan SP BV – Geely Auto R Bull CBBC Jan 2018 C	40,000,000	2017/06/15	2018/01/19	10.00
62351	J P Morgan SP BV – Geely Auto R Bear CBBC Apr 2018 A	40,000,000	2017/06/15	2018/04/20	10.00
62353	J P Morgan SP BV – Galaxy Ent R Bull CBBC Feb 2018 C	100,000,000	2017/06/15	2018/02/15	25.00
62356	J P Morgan SP BV – Galaxy Ent R Bear CBBC Feb 2018 A	100,000,000	2017/06/15	2018/02/15	25.00
62339	J P Morgan SP BV – HSBC R Bull CBBC Apr 2018 C	100,000,000	2017/06/15	2018/04/20	25.00
62360	J P Morgan SP BV – HSI R Bull CBBC Aug 2018 F	200,000,000	2017/06/15	2018/08/30	50.00
62365	J P Morgan SP BV – HSI R Bear CBBC Nov 2017 C	200,000,000	2017/06/15	2017/11/29	50.00
62361	J P Morgan SP BV – HSI R Bear CBBC Jan 2018 K	200,000,000	2017/06/15	2018/01/30	50.00
62352	J P Morgan SP BV – Ping An R Bull CBBC Feb 2018 C	100,000,000	2017/06/15	2018/02/15	25.00
62271	Macquarie Bank Ltd. – HSBC R Bull CBBC Jun 2018 A	40,000,000	2017/06/15	2018/06/28	10.00
62273	Macquarie Bank Ltd. – HSBC R Bear CBBC Jun 2018 A	40,000,000	2017/06/15	2018/06/28	10.00
62275	Macquarie Bank Ltd. – HSI R Bull CBBC Jun 2018 C	40,000,000	2017/06/15	2018/06/28	10.00
62276	Macquarie Bank Ltd. – HSI R Bear CBBC Jun 2018 G	40,000,000	2017/06/15	2018/06/28	10.00
62270	SG Issuer – CSA50 R Bull CBBC Apr 2018 A	40,000,000	2017/06/15	2018/04/27	10.00
62212	SG Issuer – Geely Auto R Bull CBBC May 2018 C	40,000,000	2017/06/15	2018/05/30	10.00
62195	SG Issuer – Geely Auto R Bear CBBC Dec 2017 C	40,000,000	2017/06/15	2017/12/28	11.80
62181	SG Issuer – Galaxy R Bull CBBC Jun 2018 B	100,000,000	2017/06/15	2018/06/28	25.00
62179	SG Issuer – Galaxy R Bear CBBC Dec 2017 A	100,000,000	2017/06/15	2017/12/28	25.00
62310	SG Issuer – HSI R Bull CBBC Nov 2018 M	200,000,000	2017/06/15	2018/11/29	50.00
62317	SG Issuer – HSI R Bull CBBC Dec 2018 F	200,000,000	2017/06/15	2018/12/28	50.00
62305	SG Issuer – HSI R Bear CBBC Oct 2017 S	200,000,000	2017/06/15	2017/10/30	50.00
62306	SG Issuer – HSI R Bear CBBC Oct 2017 T	200,000,000	2017/06/15	2017/10/30	50.00

MAIN BOARD CALLABLE BULL/BEAR CONTRACTS

Code	Callable Bull/Bear Contracts	No. of issue (units)	Listing date	Expiry	Amount raised (HK\$mil.)
62308	SG Issuer – HSI R Bear CBBC Oct 2017 U	200,000,000	2017/06/15	2017/10/30	50.00
62309	SG Issuer – HSI R Bear CBBC Oct 2017 V	200,000,000	2017/06/15	2017/10/30	50.00
62214	SG Issuer – Ping An R Bull CBBC Mar 2018 C	100,000,000	2017/06/15	2018/03/28	25.00
62335	UBS AG – HSI R Bull CBBC Sep 2018 K	250,000,000	2017/06/15	2018/09/27	62.50
62321	UBS AG – HSI R Bear CBBC Sep 2017 W	200,000,000	2017/06/15	2017/09/28	50.00
62323	UBS AG – HSI R Bear CBBC Oct 2017 A	200,000,000	2017/06/15	2017/10/30	50.00
62329	UBS AG – HSI R Bear CBBC Oct 2017 B	250,000,000	2017/06/15	2017/10/30	62.50
62409	BNP Paribas Issuance B.V. – Tencent R Bull CBBC Aug 2018 K	40,000,000	2017/06/16	2018/08/30	10.00
62410	BNP Paribas Issuance B.V. – Tencent R Bull CBBC Aug 2018 L	40,000,000	2017/06/16	2018/08/30	10.00
62412	BNP Paribas Issuance B.V. – Tencent R Bear CBBC Apr 2018 J	40,000,000	2017/06/16	2018/04/27	20.00
62513	Credit Suisse AG – Geely Auto R Bull CBBC Feb 2018 B	50,000,000	2017/06/16	2018/02/23	12.50
62530	Credit Suisse AG – HSBC R Bear CBBC Dec 2017 B	50,000,000	2017/06/16	2017/12/28	12.50
62533	Credit Suisse AG – HSI R Bull CBBC Mar 2018 M	300,000,000	2017/06/16	2018/03/28	75.00
62507	Credit Suisse AG – HSI R Bear CBBC Oct 2017 G	300,000,000	2017/06/16	2017/10/30	75.00
62527	Credit Suisse AG – Tencent R Bull CBBC Mar 2018 G	50,000,000	2017/06/16	2018/03/08	12.50
62529	Credit Suisse AG – Tencent R Bull CBBC Mar 2018 H	50,000,000	2017/06/16	2018/03/16	12.50
62506	Credit Suisse AG – Tencent R Bear CBBC Dec 2017 K	50,000,000	2017/06/16	2017/12/28	12.50
62472	Bank of East Asia – China Mobile R Bull CBBC May 2018 A	60,000,000	2017/06/16	2018/05/04	15.00
62476	Bank of East Asia – Galaxy Ent R Bull CBBC May 2018 A	18,000,000	2017/06/16	2018/05/04	10.08
62485	Bank of East Asia – Ping An R Bull CBBC May 2018 A	16,000,000	2017/06/16	2018/05/04	10.40
62462	Bank of East Asia – Tencent R Bull CBBC May 2018 E	40,000,000	2017/06/16	2018/05/04	10.00
62468	Bank of East Asia – Tencent R Bull CBBC May 2018 F	40,000,000	2017/06/16	2018/05/04	10.00
62469	Bank of East Asia – Tencent R Bull CBBC May 2018 G	40,000,000	2017/06/16	2018/05/04	10.00
62487	Bank of East Asia – Tencent R Bear CBBC Apr 2018 D	40,000,000	2017/06/16	2018/04/06	10.00
62499	Goldman Sachs SP (Asia) – HSI R Bull CBBC Mar 2018 M	200,000,000	2017/06/16	2018/03/28	50.00
62449	HK Bank – CKH R Bear CBBC Jul 2018 A	40,000,000	2017/06/16	2018/07/23	10.00
62454	HK Bank – CKH R Bear CBBC Aug 2018 A	40,000,000	2017/06/16	2018/08/06	10.00
62433	HK Bank – Geely Auto R Bull CBBC Aug 2018 A	40,000,000	2017/06/16	2018/08/06	10.00
62440	HK Bank – Geely Auto R Bear CBBC Oct 2018 B	40,000,000	2017/06/16	2018/10/22	14.00
62461	HK Bank – HSI R Bear CBBC Apr 2018 M	100,000,000	2017/06/16	2018/04/27	25.00
62436	HK Bank – Ping An R Bull CBBC Apr 2018 B	60,000,000	2017/06/16	2018/04/30	15.00
62445	HK Bank – Tencent R Bull CBBC Jun 2018 C	60,000,000	2017/06/16	2018/06/25	15.00
62441	HK Bank – Tencent R Bull CBBC Jul 2018 T	60,000,000	2017/06/16	2018/07/23	15.00
62443	HK Bank – Tencent R Bull CBBC Jul 2018 U	60,000,000	2017/06/16	2018/07/16	15.00
62444	HK Bank – Tencent R Bull CBBC Jul 2018 V	60,000,000	2017/06/16	2018/07/09	15.00
62447	HK Bank – Tencent R Bear CBBC Nov 2018 B	50,000,000	2017/06/16	2018/11/19	20.00
62549	J P Morgan SP BV – Geely Auto R Bull CBBC Jan 2018 D	40,000,000	2017/06/16	2018/01/19	10.00
62551	J P Morgan SP BV – Geely Auto R Bear CBBC Nov 2017 B	40,000,000	2017/06/16	2017/11/17	10.80
62552	J P Morgan SP BV – HSBC R Bull CBBC Mar 2018 A	40,000,000	2017/06/16	2018/03/16	10.00
62554	J P Morgan SP BV – HSI R Bear CBBC Nov 2017 D	200,000,000	2017/06/16	2017/11/29	50.00
62546	J P Morgan SP BV – Tencent R Bull CBBC Nov 2017 V	40,000,000	2017/06/16	2017/11/17	10.00
62544	J P Morgan SP BV – Tencent R Bear CBBC Oct 2017 D	40,000,000	2017/06/16	2017/10/20	10.00
62545	J P Morgan SP BV – Tencent R Bear CBBC Dec 2017 E	40,000,000	2017/06/16	2017/12/15	11.60
62414	SG Issuer – Geely Auto R Bull CBBC May 2018 D	40,000,000	2017/06/16	2018/05/30	10.00
62373	SG Issuer – Geely Auto R Bear CBBC Dec 2017 D	40,000,000	2017/06/16	2017/12/28	15.20

MAIN BOARD CALLABLE BULL/BEAR CONTRACTS

Code	Callable Bull/Bear Contracts	No. of issue (units)	Listing date	Expiry	Amount raised (HK\$mil.)
62376	SG Issuer – Geely Auto R Bear CBBC Jan 2018 A	40,000,000	2017/06/16	2018/01/30	19.40
62378	SG Issuer – Geely Auto R Bear CBBC Feb 2018 A	40,000,000	2017/06/16	2018/02/27	23.60
62568	SG Issuer – HSI R Bull CBBC Dec 2018 G	200,000,000	2017/06/16	2018/12/28	50.00
62571	SG Issuer – HSI R Bull CBBC Dec 2018 H	200,000,000	2017/06/16	2018/12/28	50.00
62562	SG Issuer – HSI R Bear CBBC Oct 2017 W	200,000,000	2017/06/16	2017/10/30	50.00
62420	SG Issuer – Ping An R Bull CBBC May 2018 B	100,000,000	2017/06/16	2018/05/30	25.00
62419	SG Issuer – Ping An R Bear CBBC Dec 2017 B	100,000,000	2017/06/16	2017/12/28	25.00
62381	SG Issuer – Ping An R Bear CBBC Jan 2018 A	100,000,000	2017/06/16	2018/01/30	25.00
62422	SG Issuer – Tencent R Bull CBBC Mar 2018 K	100,000,000	2017/06/16	2018/03/28	25.00
62424	SG Issuer – Tencent R Bull CBBC Apr 2018 B	100,000,000	2017/06/16	2018/04/27	25.00
62429	SG Issuer – Tencent R Bull CBBC Apr 2018 C	100,000,000	2017/06/16	2018/04/27	25.00
62431	SG Issuer – Tencent R Bull CBBC Jun 2018 A	100,000,000	2017/06/16	2018/06/28	25.00
62386	SG Issuer – Tencent R Bear CBBC Dec 2017 D	100,000,000	2017/06/16	2017/12/28	25.00
62400	SG Issuer – Tencent R Bear CBBC Dec 2017 E	100,000,000	2017/06/16	2017/12/28	40.50
62572	SG Issuer – Tencent R Bear CBBC Dec 2017 F	100,000,000	2017/06/16	2017/12/28	25.00
62401	SG Issuer – Tencent R Bear CBBC Jan 2018 A	100,000,000	2017/06/16	2018/01/30	30.50
62402	SG Issuer – Tencent R Bear CBBC Feb 2018 A	100,000,000	2017/06/16	2018/02/27	36.00
62407	SG Issuer – Tencent R Bear CBBC Feb 2018 B	100,000,000	2017/06/16	2018/02/27	46.00
62536	UBS AG – HSI R Bull CBBC Jul 2018 S	250,000,000	2017/06/16	2018/07/30	62.50
62534	UBS AG – HSI R Bear CBBC Sep 2017 X	250,000,000	2017/06/16	2017/09/28	62.50
62538	UBS AG – Tencent R Bull CBBC Nov 2017 K	50,000,000	2017/06/16	2017/11/20	12.50
62542	UBS AG – Tencent R Bull CBBC Nov 2017 L	40,000,000	2017/06/16	2017/11/06	10.00
62543	UBS AG – Tencent R Bear CBBC Jan 2018 D	40,000,000	2017/06/16	2018/01/08	10.20
62573	BNP Paribas Issuance B.V. – HSI R Bull CBBC Aug 2018 E	250,000,000	2017/06/19	2018/08/30	62.50
62576	BNP Paribas Issuance B.V. – HSI R Bull CBBC Aug 2018 H	250,000,000	2017/06/19	2018/08/30	62.50
62621	BNP Paribas Issuance B.V. – HSI R Bull CBBC Aug 2018 S	250,000,000	2017/06/19	2018/08/30	62.50
62578	BNP Paribas Issuance B.V. – HSI R Bull CBBC Aug 2018 Z	250,000,000	2017/06/19	2018/08/30	62.50
62584	BNP Paribas Issuance B.V. – Tencent R Bull CBBC Aug 2018 M	40,000,000	2017/06/19	2018/08/30	10.00
62676	Credit Suisse AG – HSI R Bull CBBC Sep 2018 A	200,000,000	2017/06/19	2018/09/27	50.00
62681	Credit Suisse AG – HSI R Bull CBBC Sep 2018 B	200,000,000	2017/06/19	2018/09/27	50.00
62680	Credit Suisse AG – HSI R Bear CBBC Sep 2017 K	200,000,000	2017/06/19	2017/09/28	50.00
62679	Credit Suisse AG – HSI R Bear CBBC Oct 2017 H	200,000,000	2017/06/19	2017/10/30	50.00
62591	Goldman Sachs SP (Asia) – HSI R Bull CBBC Mar 2018 N	200,000,000	2017/06/19	2018/03/28	50.00
62652	Goldman Sachs SP (Asia) – HSI R Bear CBBC Sep 2017 O	200,000,000	2017/06/19	2017/09/28	50.00
62657	Goldman Sachs SP (Asia) – HSI R Bear CBBC Sep 2017 P	200,000,000	2017/06/19	2017/09/28	50.00
62613	HK Bank – HSCEI R Bear CBBC Apr 2018 A	60,000,000	2017/06/19	2018/04/27	15.00
62614	HK Bank – HSI R Bear CBBC Mar 2018 F	100,000,000	2017/06/19	2018/03/28	25.00
62616	HK Bank – HSI R Bear CBBC Apr 2018 N	100,000,000	2017/06/19	2018/04/27	25.00
62620	HK Bank – Ping An R Bull CBBC Aug 2018 B	60,000,000	2017/06/19	2018/08/27	15.00
62612	HK Bank – Tencent R Bull CBBC Aug 2018 H	60,000,000	2017/06/19	2018/08/31	15.00
62617	HK Bank – Tencent R Bear CBBC Aug 2018 B	50,000,000	2017/06/19	2018/08/31	12.50
62618	HK Bank – Tencent R Bear CBBC Aug 2018 C	50,000,000	2017/06/19	2018/08/24	12.50
62668	J P Morgan SP BV – HKEX R Bear CBBC Mar 2018 B	40,000,000	2017/06/19	2018/03/16	10.00
62630	J P Morgan SP BV – HSI R Bull CBBC Apr 2018 N	200,000,000	2017/06/19	2018/04/27	50.00
62631	J P Morgan SP BV – HSI R Bull CBBC Aug 2018 G	200,000,000	2017/06/19	2018/08/30	50.00

MAIN BOARD CALLABLE BULL/BEAR CONTRACTS

Code	Callable Bull/Bear Contracts	No. of issue (units)	Listing date	Expiry	Amount raised (HK\$mil.)
62671	J P Morgan SP BV – HSI R Bear CBBC Sep 2017 I	200,000,000	2017/06/19	2017/09/28	50.00
62684	J P Morgan SP BV – HSI R Bear CBBC Sep 2017 J	200,000,000	2017/06/19	2017/09/28	50.00
62667	J P Morgan SP BV – Tencent R Bear CBBC Mar 2018 E	40,000,000	2017/06/19	2018/03/16	10.00
62669	J P Morgan SP BV – Tencent R Bear CBBC Apr 2018 I	40,000,000	2017/06/19	2018/04/20	10.00
62605	SG Issuer – CNOOC R Bull CBBC Mar 2018 A	40,000,000	2017/06/19	2018/03/28	10.00
62603	SG Issuer – CNOOC R Bear CBBC Jan 2018 A	40,000,000	2017/06/19	2018/01/30	10.00
62643	SG Issuer – Greatwall Motor R Bull CBBC Mar 2018 B	40,000,000	2017/06/19	2018/03/28	10.00
62644	SG Issuer – HKEX R Bear CBBC Dec 2017 B	100,000,000	2017/06/19	2017/12/28	25.00
62645	SG Issuer – HKEX R Bear CBBC Jan 2018 B	100,000,000	2017/06/19	2018/01/30	25.00
62664	SG Issuer – HSI R Bull CBBC Dec 2018 I	200,000,000	2017/06/19	2018/12/28	50.00
62666	SG Issuer – HSI R Bull CBBC Dec 2018 J	200,000,000	2017/06/19	2018/12/28	50.00
62659	SG Issuer – HSI R Bear CBBC Sep 2017 L	200,000,000	2017/06/19	2017/09/28	50.00
62661	SG Issuer – HSI R Bear CBBC Oct 2017 X	200,000,000	2017/06/19	2017/10/30	50.00
62662	SG Issuer – HSI R Bear CBBC Oct 2017 Y	200,000,000	2017/06/19	2017/10/30	50.00
62607	SG Issuer – PetroChina R Bear CBBC Feb 2018 A	40,000,000	2017/06/19	2018/02/27	10.00
62611	SG Issuer – Tencent R Bull CBBC Apr 2018 D	100,000,000	2017/06/19	2018/04/27	25.00
62648	SG Issuer – Tencent R Bear CBBC Feb 2018 C	100,000,000	2017/06/19	2018/02/27	25.00
62637	UBS AG – CC Bank R Bull CBBC Nov 2017 A	100,000,000	2017/06/19	2017/11/06	25.00
62634	UBS AG – HSI R Bull CBBC Jul 2018 T	200,000,000	2017/06/19	2018/07/30	50.00
62633	UBS AG – HSI R Bull CBBC Aug 2018 A	200,000,000	2017/06/19	2018/08/30	50.00
62635	UBS AG – HSI R Bear CBBC Sep 2017 Y	200,000,000	2017/06/19	2017/09/28	50.00
62636	UBS AG – HSI R Bear CBBC Sep 2017 Z	200,000,000	2017/06/19	2017/09/28	50.00
62642	UBS AG – Tencent R Bear CBBC Oct 2017 C	50,000,000	2017/06/19	2017/10/30	12.50
62685	BNP Paribas Issuance B.V. – HSI R Bear CBBC Feb 2018 N	250,000,000	2017/06/20	2018/02/27	62.50
62686	BNP Paribas Issuance B.V. – Tencent R Bear CBBC Apr 2018 K	40,000,000	2017/06/20	2018/04/27	10.00
62723	Credit Suisse AG – Geely Auto R Bull CBBC Mar 2018 A	50,000,000	2017/06/20	2018/03/02	12.50
62720	Credit Suisse AG – Galaxy Ent R Bull CBBC Mar 2018 B	50,000,000	2017/06/20	2018/03/09	12.50
62724	Credit Suisse AG – HSI R Bull CBBC Mar 2018 N	200,000,000	2017/06/20	2018/03/28	50.00
62718	Credit Suisse AG – HSI R Bull CBBC Aug 2018 T	200,000,000	2017/06/20	2018/08/30	50.00
62717	Credit Suisse AG – HSI R Bear CBBC Sep 2017 S	200,000,000	2017/06/20	2017/09/28	50.00
62709	Credit Suisse AG – HSI R Bear CBBC Oct 2017 I	200,000,000	2017/06/20	2017/10/30	50.00
62721	Credit Suisse AG – Sands China R Bull CBBC May 2018 A	50,000,000	2017/06/20	2018/05/25	12.50
62719	Credit Suisse AG – Tencent R Bear CBBC Jan 2018 C	50,000,000	2017/06/20	2018/01/12	12.50
62746	Goldman Sachs SP (Asia) – HSI R Bull CBBC Mar 2018 O	200,000,000	2017/06/20	2018/03/28	50.00
62687	HK Bank – Galaxy Ent R Bull CBBC Oct 2018 A	80,000,000	2017/06/20	2018/10/31	20.00
62688	HK Bank – Galaxy Ent R Bear CBBC Jul 2018 C	40,000,000	2017/06/20	2018/07/30	10.00
62691	HK Bank – Great Wall Motor R Bull CBBC Jun 2018 A	40,000,000	2017/06/20	2018/06/29	10.00
62690	HK Bank – Great Wall Motor R Bull CBBC Jul 2018 C	40,000,000	2017/06/20	2018/07/31	12.00
62689	HK Bank – HKEX R Bear CBBC Jan 2018 A	40,000,000	2017/06/20	2018/01/31	10.00
62692	HK Bank – HSI R Bull CBBC Aug 2018 I	100,000,000	2017/06/20	2018/08/30	25.00
62733	J P Morgan SP BV – Galaxy Ent R Bull CBBC May 2018 A	100,000,000	2017/06/20	2018/05/18	25.00
62732	J P Morgan SP BV – Galaxy Ent R Bear CBBC Jan 2018 B	100,000,000	2017/06/20	2018/01/19	25.00
62728	J P Morgan SP BV – HSI R Bull CBBC Aug 2018 A	200,000,000	2017/06/20	2018/08/30	50.00
62726	J P Morgan SP BV – HSI R Bear CBBC Sep 2017 K	200,000,000	2017/06/20	2017/09/28	50.00
62730	J P Morgan SP BV – HSI R Bear CBBC Sep 2017 L	200,000,000	2017/06/20	2017/09/28	50.00

MAIN BOARD CALLABLE BULL/BEAR CONTRACTS

Code	Callable Bull/Bear Contracts	No. of issue (units)	Listing date	Expiry	Amount raised (HK\$mil.)
62731	J P Morgan SP BV – Tencent R Bull CBBC Nov 2017 W	40,000,000	2017/06/20	2017/11/17	10.00
62705	Macquarie Bank Ltd. – HSBC R Bull CBBC Jun 2018 B	40,000,000	2017/06/20	2018/06/28	10.00
62703	Macquarie Bank Ltd. – Ping An R Bull CBBC Jun 2018 A	40,000,000	2017/06/20	2018/06/28	10.00
62694	SG Issuer – Galaxy R Bull CBBC Jun 2018 C	100,000,000	2017/06/20	2018/06/28	25.00
62693	SG Issuer – Galaxy R Bear CBBC Dec 2017 B	100,000,000	2017/06/20	2017/12/28	25.00
62744	SG Issuer – HSI R Bull CBBC Oct 2018 N	200,000,000	2017/06/20	2018/10/30	50.00
62745	SG Issuer – HSI R Bull CBBC Dec 2018 K	200,000,000	2017/06/20	2018/12/28	50.00
62742	SG Issuer – HSI R Bear CBBC Oct 2017 A	200,000,000	2017/06/20	2017/10/30	50.00
62741	SG Issuer – HSI R Bear CBBC Oct 2017 Z	200,000,000	2017/06/20	2017/10/30	50.00
62698	SG Issuer – Lenovo R Bull CBBC May 2018 A	40,000,000	2017/06/20	2018/05/30	10.00
62702	SG Issuer – Sands R Bull CBBC May 2018 A	100,000,000	2017/06/20	2018/05/30	25.00
62738	UBS AG – HSI R Bull CBBC Sep 2018 L	250,000,000	2017/06/20	2018/09/27	62.50
62734	UBS AG – HSI R Bear CBBC Sep 2017 J	250,000,000	2017/06/20	2017/09/28	62.50
62735	UBS AG – HSI R Bear CBBC Sep 2017 K	200,000,000	2017/06/20	2017/09/28	50.00
62736	UBS AG – Tencent R Bear CBBC Oct 2017 D	50,000,000	2017/06/20	2017/10/16	12.50
62772	Credit Suisse AG – HSI R Bull CBBC Mar 2018 O	300,000,000	2017/06/21	2018/03/28	75.00
62766	Credit Suisse AG – HSI R Bear CBBC Sep 2017 U	200,000,000	2017/06/21	2017/09/28	50.00
62769	Credit Suisse AG – Tencent R Bull CBBC Feb 2018 J	50,000,000	2017/06/21	2018/02/08	12.50
62786	Goldman Sachs SP (Asia) – HSI R Bull CBBC Aug 2018 R	200,000,000	2017/06/21	2018/08/30	50.00
62765	Goldman Sachs SP (Asia) – HSI R Bear CBBC Sep 2017 Q	200,000,000	2017/06/21	2017/09/28	50.00
62754	HK Bank – BOCL R Bear CBBC Apr 2018 C	40,000,000	2017/06/21	2018/04/30	10.00
62752	HK Bank – CC Bank R Bear CBBC Apr 2018 B	40,000,000	2017/06/21	2018/04/30	10.00
62751	HK Bank – Sands China R Bull CBBC Aug 2018 C	80,000,000	2017/06/21	2018/08/06	20.00
62758	HK Bank – Tencent R Bull CBBC Aug 2018 I	60,000,000	2017/06/21	2018/08/20	15.00
62764	HK Bank – Tencent R Bull CBBC Aug 2018 J	60,000,000	2017/06/21	2018/08/13	15.00
62784	J P Morgan SP BV – HSI R Bull CBBC Sep 2018 D	200,000,000	2017/06/21	2018/09/27	50.00
62783	J P Morgan SP BV – HSI R Bear CBBC Sep 2017 M	200,000,000	2017/06/21	2017/09/28	50.00
62785	J P Morgan SP BV – Tencent R Bull CBBC Nov 2017 X	40,000,000	2017/06/21	2017/11/17	10.00
62748	Macquarie Bank Ltd. – Tencent R Bull CBBC Jan 2018 B	40,000,000	2017/06/21	2018/01/31	10.00
62747	Macquarie Bank Ltd. – Tencent R Bear CBBC Jan 2018 B	34,000,000	2017/06/21	2018/01/31	10.03
62787	SG Issuer – HSI R Bull CBBC Dec 2018 L	200,000,000	2017/06/21	2018/12/28	50.00
62774	UBS AG – HSI R Bull CBBC Sep 2018 M	200,000,000	2017/06/21	2018/09/27	50.00
62779	UBS AG – HSI R Bear CBBC Sep 2017 L	200,000,000	2017/06/21	2017/09/28	50.00
62776	UBS AG – Ping An R Bull CBBC Feb 2018 A	50,000,000	2017/06/21	2018/02/05	12.50
62781	UBS AG – Tencent R Bull CBBC Feb 2018 B	40,000,000	2017/06/21	2018/02/05	10.00
62795	BNP Paribas Issuance B.V. – HSCEI R Bull CBBC Aug 2018 J	100,000,000	2017/06/22	2018/08/30	25.00
62796	BNP Paribas Issuance B.V. – HSCEI R Bear CBBC Feb 2018 M	100,000,000	2017/06/22	2018/02/27	25.00
62797	BNP Paribas Issuance B.V. – HSI R Bull CBBC Sep 2018 A	250,000,000	2017/06/22	2018/09/27	62.50
62830	Credit Suisse AG – HKEX R Bear CBBC Jan 2018 A	50,000,000	2017/06/22	2018/01/12	12.50
62835	Credit Suisse AG – HSCEI R Bear CBBC Oct 2017 B	100,000,000	2017/06/22	2017/10/30	25.00
62829	Credit Suisse AG – HSI R Bull CBBC Mar 2018 P	200,000,000	2017/06/22	2018/03/28	50.00
62827	Credit Suisse AG – HSI R Bull CBBC Aug 2018 U	200,000,000	2017/06/22	2018/08/30	50.00
62834	Credit Suisse AG – HSI R Bear CBBC Oct 2017 J	200,000,000	2017/06/22	2017/10/30	50.00
62825	Bank of East Asia – Great Wall Motor R Bull CBBC Jul 2018 A	30,000,000	2017/06/22	2018/07/04	10.20
62822	Bank of East Asia – HKEX R Bull CBBC Jul 2018 A	40,000,000	2017/06/22	2018/07/04	10.00

MAIN BOARD CALLABLE BULL/BEAR CONTRACTS

Code	Callable Bull/Bear Contracts	No. of issue (units)	Listing date	Expiry	Amount raised (HK\$mil.)
62823	Bank of East Asia – Ping An R Bull CBBC Jul 2018 A	16,000,000	2017/06/22	2018/07/04	10.40
62817	Bank of East Asia – Tencent R Bull CBBC Jul 2018 A	40,000,000	2017/06/22	2018/07/04	10.00
62860	Goldman Sachs SP (Asia) – HSI R Bull CBBC Mar 2018 P	200,000,000	2017/06/22	2018/03/28	50.00
62791	Goldman Sachs SP (Asia) – HSI R Bull CBBC Aug 2018 T	200,000,000	2017/06/22	2018/08/30	50.00
62856	Goldman Sachs SP (Asia) – HSI R Bear CBBC Sep 2017 R	200,000,000	2017/06/22	2017/09/28	50.00
62807	HK Bank – Geely Auto R Bear CBBC Aug 2018 B	40,000,000	2017/06/22	2018/08/06	10.00
62805	HK Bank – Galaxy Ent R Bear CBBC May 2018 A	40,000,000	2017/06/22	2018/05/07	10.00
62813	HK Bank – HSCEI R Bear CBBC Apr 2018 B	50,000,000	2017/06/22	2018/04/27	12.50
62812	HK Bank – HSI R Bear CBBC Apr 2018 O	100,000,000	2017/06/22	2018/04/27	25.00
62810	HK Bank – Ping An R Bear CBBC May 2018 B	40,000,000	2017/06/22	2018/05/07	10.00
62840	J P Morgan SP BV – HKEX R Bear CBBC Feb 2018 B	40,000,000	2017/06/22	2018/02/15	10.00
62836	J P Morgan SP BV – HSI R Bull CBBC Aug 2018 E	200,000,000	2017/06/22	2018/08/30	50.00
62837	J P Morgan SP BV – HSI R Bull CBBC Sep 2018 E	200,000,000	2017/06/22	2018/09/27	50.00
62841	J P Morgan SP BV – HSI R Bear CBBC Sep 2017 N	200,000,000	2017/06/22	2017/09/28	50.00
62845	J P Morgan SP BV – HSI R Bear CBBC Sep 2017 O	200,000,000	2017/06/22	2017/09/28	50.00
62839	J P Morgan SP BV – Tencent R Bull CBBC Oct 2017 U	40,000,000	2017/06/22	2017/10/20	10.00
62800	Macquarie Bank Ltd. – Tencent R Bull CBBC Jan 2018 C	38,000,000	2017/06/22	2018/01/31	10.03
62798	Macquarie Bank Ltd. – Tencent R Bear CBBC Jan 2018 C	33,000,000	2017/06/22	2018/01/31	10.03
62814	SG Issuer – HSCEI R Bear CBBC Feb 2018 B	200,000,000	2017/06/22	2018/02/27	50.00
62815	SG Issuer – HSCEI R Bear CBBC Mar 2018 A	200,000,000	2017/06/22	2018/03/28	50.00
62866	SG Issuer – HSI R Bull CBBC Oct 2018 J	200,000,000	2017/06/22	2018/10/30	50.00
62868	SG Issuer – HSI R Bull CBBC Nov 2018 N	200,000,000	2017/06/22	2018/11/29	50.00
62862	SG Issuer – HSI R Bear CBBC Sep 2017 M	200,000,000	2017/06/22	2017/09/28	50.00
62863	SG Issuer – HSI R Bear CBBC Sep 2017 N	200,000,000	2017/06/22	2017/09/28	50.00
62865	SG Issuer – HSI R Bear CBBC Oct 2017 B	200,000,000	2017/06/22	2017/10/30	50.00
62826	SG Issuer – Ping An R Bear CBBC Dec 2017 C	100,000,000	2017/06/22	2017/12/28	25.00
62848	UBS AG – HSI R Bull CBBC Feb 2018 M	250,000,000	2017/06/22	2018/02/27	62.50
62852	UBS AG – HSI R Bull CBBC Jul 2018 U	200,000,000	2017/06/22	2018/07/30	50.00
62854	UBS AG – HSI R Bear CBBC Sep 2017 M	250,000,000	2017/06/22	2017/09/28	62.50
62855	UBS AG – HSI R Bear CBBC Sep 2017 O	200,000,000	2017/06/22	2017/09/28	50.00
62895	Credit Suisse AG – Geely Auto R Bear CBBC Feb 2018 B	50,000,000	2017/06/23	2018/02/09	12.50
62897	Credit Suisse AG – HSBC R Bull CBBC Jan 2018 E	50,000,000	2017/06/23	2018/01/19	12.50
62894	Credit Suisse AG – HSI R Bull CBBC Mar 2018 Q	200,000,000	2017/06/23	2018/03/28	50.00
62899	Credit Suisse AG – HSI R Bear CBBC Sep 2017 J	200,000,000	2017/06/23	2017/09/28	50.00
62903	Goldman Sachs SP (Asia) – HSI R Bull CBBC Aug 2018 B	200,000,000	2017/06/23	2018/08/30	50.00
62905	Goldman Sachs SP (Asia) – HSI R Bear CBBC Sep 2017 S	200,000,000	2017/06/23	2017/09/28	50.00
62871	HK Bank – CNOOC R Bull CBBC Oct 2018 A	50,000,000	2017/06/23	2018/10/15	12.50
62875	HK Bank – CNOOC R Bear CBBC Jul 2018 A	40,000,000	2017/06/23	2018/07/16	10.00
62869	HK Bank – HSI R Bull CBBC Apr 2018 D	100,000,000	2017/06/23	2018/04/27	25.00
62870	HK Bank – Tencent R Bull CBBC Jul 2018 W	50,000,000	2017/06/23	2018/07/16	12.50
62901	J P Morgan SP BV – HSI R Bear CBBC Sep 2017 P	200,000,000	2017/06/23	2017/09/28	50.00
62883	Macquarie Bank Ltd. – HSI R Bull CBBC Jul 2018 B	40,000,000	2017/06/23	2018/07/30	10.00
62890	Macquarie Bank Ltd. – HSI R Bull CBBC Jul 2018 C	40,000,000	2017/06/23	2018/07/30	10.00
62886	Macquarie Bank Ltd. – HSI R Bear CBBC Jul 2018 D	40,000,000	2017/06/23	2018/07/30	10.00
62880	Macquarie Bank Ltd. – Tencent R Bull CBBC Jan 2018 D	27,000,000	2017/06/23	2018/01/31	10.04

MAIN BOARD CALLABLE BULL/BEAR CONTRACTS

Code	Callable Bull/Bear Contracts	No. of issue (units)	Listing date	Expiry	Amount raised (HK\$mil.)
62881	Macquarie Bank Ltd. – Tencent R Bear CBBC Jan 2018 D	27,000,000	2017/06/23	2018/01/31	10.02
62893	SG Issuer – CP&CC R Bull CBBC Mar 2018 A	40,000,000	2017/06/23	2018/03/28	10.00
62912	SG Issuer – HSI R Bull CBBC Oct 2018 Y	200,000,000	2017/06/23	2018/10/30	50.00
62911	SG Issuer – HSI R Bear CBBC Sep 2017 T	200,000,000	2017/06/23	2017/09/28	50.00
62907	UBS AG – HSI R Bull CBBC Aug 2018 B	250,000,000	2017/06/23	2018/08/30	62.50
62906	UBS AG – HSI R Bear CBBC Sep 2017 P	250,000,000	2017/06/23	2017/09/28	62.50
62968	Credit Suisse AG – HSI R Bull CBBC Mar 2018 R	200,000,000	2017/06/26	2018/03/28	50.00
62966	Credit Suisse AG – HSI R Bull CBBC Sep 2018 C	200,000,000	2017/06/26	2018/09/27	50.00
62958	Credit Suisse AG – HSI R Bear CBBC Sep 2017 M	200,000,000	2017/06/26	2017/09/28	50.00
62959	Credit Suisse AG – HSI R Bear CBBC Oct 2017 K	200,000,000	2017/06/26	2017/10/30	50.00
62983	Goldman Sachs SP (Asia) – HSI R Bull CBBC Aug 2018 I	200,000,000	2017/06/26	2018/08/30	50.00
62913	Goldman Sachs SP (Asia) – HSI R Bear CBBC Sep 2017 T	200,000,000	2017/06/26	2017/09/28	50.00
62997	Goldman Sachs SP (Asia) – HSI R Bear CBBC Sep 2017 U	200,000,000	2017/06/26	2017/09/28	50.00
62915	HK Bank – HKEX R Bull CBBC Jun 2018 B	50,000,000	2017/06/26	2018/06/25	12.50
62914	HK Bank – HKEX R Bull CBBC Jul 2018 G	50,000,000	2017/06/26	2018/07/03	12.50
62931	HK Bank – HSCEI R Bull CBBC Apr 2018 A	60,000,000	2017/06/26	2018/04/27	15.00
62925	HK Bank – HSI R Bull CBBC Apr 2018 E	100,000,000	2017/06/26	2018/04/27	25.00
62928	HK Bank – HSI R Bear CBBC Sep 2018 A	100,000,000	2017/06/26	2018/09/27	25.00
62950	J P Morgan SP BV – HKEX R Bull CBBC Nov 2017 P	40,000,000	2017/06/26	2017/11/17	10.00
62944	J P Morgan SP BV – HSI R Bull CBBC Aug 2018 M	200,000,000	2017/06/26	2018/08/30	50.00
62946	J P Morgan SP BV – HSI R Bull CBBC Sep 2018 F	200,000,000	2017/06/26	2018/09/27	50.00
62948	J P Morgan SP BV – Tencent R Bull CBBC Oct 2017 V	40,000,000	2017/06/26	2017/10/20	10.00
62938	Macquarie Bank Ltd. – HSBC R Bull CBBC Jul 2018 A	40,000,000	2017/06/26	2018/07/30	10.00
62940	Macquarie Bank Ltd. – HSBC R Bear CBBC Jul 2018 A	40,000,000	2017/06/26	2018/07/30	10.00
62943	Macquarie Bank Ltd. – Ping An R Bull CBBC Jul 2018 A	40,000,000	2017/06/26	2018/07/30	10.00
62942	Macquarie Bank Ltd. – Ping An R Bear CBBC Jul 2018 C	40,000,000	2017/06/26	2018/07/30	10.00
62933	SG Issuer – AIA R Bull CBBC Mar 2018 A	100,000,000	2017/06/26	2018/03/28	25.00
62988	SG Issuer – HSI R Bull CBBC Sep 2018 F	200,000,000	2017/06/26	2018/09/27	50.00
62990	SG Issuer – HSI R Bull CBBC Nov 2018 O	200,000,000	2017/06/26	2018/11/29	50.00
62984	SG Issuer – HSI R Bear CBBC Sep 2017 U	200,000,000	2017/06/26	2017/09/28	50.00
62987	SG Issuer – HSI R Bear CBBC Sep 2017 W	200,000,000	2017/06/26	2017/09/28	50.00
62937	SG Issuer – Ping An R Bull CBBC Apr 2018 A	100,000,000	2017/06/26	2018/04/27	25.00
62972	UBS AG – HSI R Bull CBBC Jul 2018 V	200,000,000	2017/06/26	2018/07/30	50.00
62971	UBS AG – HSI R Bull CBBC Aug 2018 C	250,000,000	2017/06/26	2018/08/30	62.50
62982	UBS AG – HSI R Bull CBBC Sep 2018 N	250,000,000	2017/06/26	2018/09/27	62.50
62969	UBS AG – HSI R Bear CBBC Sep 2017 Q	250,000,000	2017/06/26	2017/09/28	62.50
62970	UBS AG – HSI R Bear CBBC Sep 2017 R	200,000,000	2017/06/26	2017/09/28	50.00
63001	BNP Paribas Issuance B.V. – HSI R Bull CBBC Aug 2018 E	250,000,000	2017/06/27	2018/08/30	62.50
63000	BNP Paribas Issuance B.V. – HSI R Bull CBBC Aug 2018 R	250,000,000	2017/06/27	2018/08/30	62.50
63013	BNP Paribas Issuance B.V. – Tencent R Bull CBBC Aug 2018 N	40,000,000	2017/06/27	2018/08/30	10.00
63016	BNP Paribas Issuance B.V. – Tencent R Bull CBBC Aug 2018 O	40,000,000	2017/06/27	2018/08/30	10.00
63047	Credit Suisse AG – AIA R Bull CBBC Dec 2017 D	50,000,000	2017/06/27	2017/12/28	12.50
63050	Credit Suisse AG – AIA R Bear CBBC Dec 2017 C	50,000,000	2017/06/27	2017/12/22	12.50
63039	Credit Suisse AG – HSI R Bull CBBC Aug 2018 X	200,000,000	2017/06/27	2018/08/30	50.00
63040	Credit Suisse AG – HSI R Bear CBBC Oct 2017 L	200,000,000	2017/06/27	2017/10/30	50.00

MAIN BOARD CALLABLE BULL/BEAR CONTRACTS

Code	Callable Bull/Bear Contracts	No. of issue (units)	Listing date	Expiry	Amount raised (HK\$mil.)
63041	Credit Suisse AG – Tencent R Bull CBBC Feb 2018 K	50,000,000	2017/06/27	2018/02/02	12.50
63046	Credit Suisse AG – Tencent R Bear CBBC Jan 2018 D	50,000,000	2017/06/27	2018/01/19	17.50
63023	Bank of East Asia – Galaxy Ent R Bull CBBC Jun 2018 A	16,000,000	2017/06/27	2018/06/28	10.40
63017	Bank of East Asia – Tencent R Bull CBBC Jun 2018 A	40,000,000	2017/06/27	2018/06/28	10.00
63019	Bank of East Asia – Tencent R Bull CBBC Jun 2018 B	40,000,000	2017/06/27	2018/06/28	10.00
63020	Bank of East Asia – Tencent R Bull CBBC Jun 2018 C	40,000,000	2017/06/27	2018/06/28	10.00
63022	Bank of East Asia – Tencent R Bear CBBC Jun 2018 A	40,000,000	2017/06/27	2018/06/28	10.00
63038	Goldman Sachs SP (Asia) – HSI R Bull CBBC Sep 2018 A	200,000,000	2017/06/27	2018/09/27	50.00
63079	Goldman Sachs SP (Asia) – HSI R Bear CBBC Sep 2017 V	200,000,000	2017/06/27	2017/09/28	50.00
63082	Goldman Sachs SP (Asia) – HSI R Bear CBBC Sep 2017 W	200,000,000	2017/06/27	2017/09/28	50.00
63028	HK Bank – HSI R Bull CBBC Apr 2018 F	100,000,000	2017/06/27	2018/04/27	25.00
63029	HK Bank – HSI R Bear CBBC Jul 2018 E	100,000,000	2017/06/27	2018/07/30	25.00
63027	HK Bank – Tencent R Bull CBBC Jan 2018 J	50,000,000	2017/06/27	2018/01/29	12.50
63026	HK Bank – Tencent R Bull CBBC Feb 2018 B	50,000,000	2017/06/27	2018/02/05	12.50
63024	HK Bank – Tencent R Bull CBBC Mar 2018 O	50,000,000	2017/06/27	2018/03/12	12.50
63056	J P Morgan SP BV – HSI R Bull CBBC Sep 2018 G	200,000,000	2017/06/27	2018/09/27	50.00
63051	J P Morgan SP BV – HSI R Bear CBBC Sep 2017 Q	200,000,000	2017/06/27	2017/09/28	50.00
63060	J P Morgan SP BV – Tencent R Bull CBBC Oct 2017 W	40,000,000	2017/06/27	2017/10/20	10.00
63061	J P Morgan SP BV – Tencent R Bear CBBC Feb 2018 D	40,000,000	2017/06/27	2018/02/15	10.00
63074	SG Issuer – HSI R Bull CBBC Nov 2018 P	200,000,000	2017/06/27	2018/11/29	50.00
63067	SG Issuer – HSI R Bear CBBC Sep 2017 X	200,000,000	2017/06/27	2017/09/28	50.00
63073	SG Issuer – HSI R Bear CBBC Sep 2017 Y	200,000,000	2017/06/27	2017/09/28	50.00
63015	SG Issuer – Tencent R Bull CBBC Jun 2018 B	100,000,000	2017/06/27	2018/06/28	25.00
63063	UBS AG – HSCEI R Bull CBBC Oct 2018 A	100,000,000	2017/06/27	2018/10/30	25.00
63062	UBS AG – HSI R Bear CBBC Sep 2017 T	250,000,000	2017/06/27	2017/09/28	62.50
63066	UBS AG – Tencent R Bull CBBC Jan 2018 C	50,000,000	2017/06/27	2018/01/22	12.50
63085	BNP Paribas Issuance B.V. – HSI R Bull CBBC Aug 2018 H	250,000,000	2017/06/28	2018/08/30	62.50
63087	BNP Paribas Issuance B.V. – HSI R Bear CBBC Feb 2018 K	250,000,000	2017/06/28	2018/02/27	62.50
63088	BNP Paribas Issuance B.V. – HSI R Bear CBBC Feb 2018 R	250,000,000	2017/06/28	2018/02/27	62.50
63105	BNP Paribas Issuance B.V. – Tencent R Bear CBBC Apr 2018 L	40,000,000	2017/06/28	2018/04/27	10.00
63107	BNP Paribas Issuance B.V. – Tencent R Bear CBBC Apr 2018 M	40,000,000	2017/06/28	2018/04/27	10.00
63164	Credit Suisse AG – HSI R Bull CBBC Mar 2018 S	200,000,000	2017/06/28	2018/03/28	50.00
63166	Credit Suisse AG – HSI R Bull CBBC Aug 2018 C	200,000,000	2017/06/28	2018/08/30	50.00
63171	Credit Suisse AG – HSI R Bear CBBC Sep 2017 N	200,000,000	2017/06/28	2017/09/28	50.00
63173	Credit Suisse AG – HSI R Bear CBBC Oct 2017 M	200,000,000	2017/06/28	2017/10/30	50.00
63108	Goldman Sachs SP (Asia) – HSI R Bull CBBC Aug 2018 R	200,000,000	2017/06/28	2018/08/30	50.00
63191	Goldman Sachs SP (Asia) – HSI R Bear CBBC Sep 2017 X	200,000,000	2017/06/28	2017/09/28	50.00
63127	HK Bank – AIA R Bull CBBC Jan 2018 D	60,000,000	2017/06/28	2018/01/29	15.00
63131	HK Bank – AIA R Bear CBBC Oct 2018 B	40,000,000	2017/06/28	2018/10/22	10.00
63120	HK Bank – HSI R Bull CBBC Mar 2018 C	100,000,000	2017/06/28	2018/03/28	25.00
63118	HK Bank – HSI R Bear CBBC Mar 2018 G	100,000,000	2017/06/28	2018/03/28	25.00
63119	HK Bank – HSI R Bear CBBC Mar 2018 H	100,000,000	2017/06/28	2018/03/28	25.00
63116	HK Bank – HSI R Bear CBBC Apr 2018 P	150,000,000	2017/06/28	2018/04/27	37.50
63133	HK Bank – PetCh R Bull CBBC Mar 2018 B	50,000,000	2017/06/28	2018/03/12	12.50
63111	HK Bank – PetCh R Bull CBBC Aug 2018 B	50,000,000	2017/06/28	2018/08/06	12.50

MAIN BOARD CALLABLE BULL/BEAR CONTRACTS

Code	Callable Bull/Bear Contracts	No. of issue (units)	Listing date	Expiry	Amount raised (HK\$mil.)
63115	HK Bank – PetCh R Bear CBBC Feb 2018 A	40,000,000	2017/06/28	2018/02/05	10.00
63189	J P Morgan SP BV – HSI R Bull CBBC Sep 2018 H	200,000,000	2017/06/28	2018/09/27	50.00
63190	J P Morgan SP BV – HSI R Bull CBBC Sep 2018 I	200,000,000	2017/06/28	2018/09/27	50.00
63134	SG Issuer – China Life R Bull CBBC Mar 2018 A	40,000,000	2017/06/28	2018/03/28	10.00
63151	SG Issuer – CSA50 R Bear CBBC Jan 2018 B	40,000,000	2017/06/28	2018/01/30	10.00
63183	SG Issuer – HSI R Bull CBBC Oct 2018 N	200,000,000	2017/06/28	2018/10/30	50.00
63184	SG Issuer – HSI R Bull CBBC Nov 2018 Q	200,000,000	2017/06/28	2018/11/29	50.00
63181	SG Issuer – HSI R Bear CBBC Oct 2017 E	200,000,000	2017/06/28	2017/10/30	50.00
63182	SG Issuer – HSI R Bear CBBC Oct 2017 H	200,000,000	2017/06/28	2017/10/30	50.00
63154	SG Issuer – Sands R Bear CBBC Apr 2018 B	100,000,000	2017/06/28	2018/04/27	25.00
63158	SG Issuer – Tencent R Bull CBBC Apr 2018 E	100,000,000	2017/06/28	2018/04/27	25.00
63159	SG Issuer – Tencent R Bull CBBC Jun 2018 C	100,000,000	2017/06/28	2018/06/28	25.00
63157	SG Issuer – Tencent R Bear CBBC Dec 2017 G	100,000,000	2017/06/28	2017/12/28	25.00
63174	UBS AG – HSI R Bull CBBC Sep 2018 O	250,000,000	2017/06/28	2018/09/27	62.50
63175	UBS AG – HSI R Bear CBBC Sep 2017 U	250,000,000	2017/06/28	2017/09/28	62.50
63180	UBS AG – HSI R Bear CBBC Sep 2017 Y	200,000,000	2017/06/28	2017/09/28	50.00
63268	Credit Suisse AG – HSI R Bull CBBC Mar 2018 T	200,000,000	2017/06/29	2018/03/28	50.00
63276	Credit Suisse AG – HSI R Bear CBBC Sep 2017 X	200,000,000	2017/06/29	2017/09/28	50.00
63267	Goldman Sachs SP (Asia) – HSI R Bull CBBC Sep 2018 B	200,000,000	2017/06/29	2018/09/27	50.00
63330	Goldman Sachs SP (Asia) – HSI R Bull CBBC Sep 2018 C	200,000,000	2017/06/29	2018/09/27	50.00
63325	Goldman Sachs SP (Asia) – HSI R Bear CBBC Oct 2017 K	200,000,000	2017/06/29	2017/10/30	50.00
63328	Goldman Sachs SP (Asia) – HSI R Bear CBBC Oct 2017 L	200,000,000	2017/06/29	2017/10/30	50.00
63224	HK Bank – CSOP A50 ETF R Bull CBBC Jan 2018 G	50,000,000	2017/06/29	2018/01/29	12.50
63217	HK Bank – CSOP A50 ETF R Bull CBBC Feb 2018 B	50,000,000	2017/06/29	2018/02/05	12.50
63193	HK Bank – Geely Auto R Bull CBBC Jan 2018 D	40,000,000	2017/06/29	2018/01/29	10.00
63195	HK Bank – Ping An R Bull CBBC Feb 2018 A	60,000,000	2017/06/29	2018/02/05	15.00
63207	HK Bank – Tencent R Bull CBBC Mar 2018 P	40,000,000	2017/06/29	2018/03/26	10.00
63209	HK Bank – Tencent R Bull CBBC Mar 2018 Q	40,000,000	2017/06/29	2018/03/19	10.00
63278	J P Morgan SP BV – HSI R Bear CBBC Sep 2017 R	200,000,000	2017/06/29	2017/09/28	50.00
63284	J P Morgan SP BV – HSI R Bear CBBC Sep 2017 S	200,000,000	2017/06/29	2017/09/28	50.00
63288	J P Morgan SP BV – Tencent R Bull CBBC Nov 2017 Y	40,000,000	2017/06/29	2017/11/17	10.00
63264	Macquarie Bank Ltd. – HSI R Bull CBBC Sep 2018 A	40,000,000	2017/06/29	2018/09/27	10.00
63258	Macquarie Bank Ltd. – HSI R Bear CBBC Sep 2018 A	40,000,000	2017/06/29	2018/09/27	10.00
63259	Macquarie Bank Ltd. – HSI R Bear CBBC Sep 2018 B	40,000,000	2017/06/29	2018/09/27	10.00
63262	Macquarie Bank Ltd. – HSI R Bear CBBC Sep 2018 C	40,000,000	2017/06/29	2018/09/27	10.00
63239	SG Issuer – CUni R Bull CBBC Apr 2018 B	40,000,000	2017/06/29	2018/04/27	10.00
63245	SG Issuer – Geely Auto R Bull CBBC Mar 2018 B	40,000,000	2017/06/29	2018/03/28	10.00
63293	SG Issuer – HSI R Bull CBBC Nov 2018 R	200,000,000	2017/06/29	2018/11/29	50.00
63289	SG Issuer – HSI R Bear CBBC Oct 2017 J	200,000,000	2017/06/29	2017/10/30	50.00
63292	SG Issuer – HSI R Bear CBBC Nov 2017 D	200,000,000	2017/06/29	2017/11/29	50.00
63321	UBS AG – HSBC R Bull CBBC Jul 2018 A	50,000,000	2017/06/29	2018/07/16	12.50
63312	UBS AG – HSI R Bull CBBC Aug 2018 D	200,000,000	2017/06/29	2018/08/30	50.00
63299	UBS AG – HSI R Bear CBBC Sep 2017 J	200,000,000	2017/06/29	2017/09/28	50.00
63301	UBS AG – HSI R Bear CBBC Sep 2017 K	250,000,000	2017/06/29	2017/09/28	62.50
63295	UBS AG – HSI R Bear CBBC Sep 2017 Z	250,000,000	2017/06/29	2017/09/28	62.50

MAIN BOARD CALLABLE BULL/BEAR CONTRACTS

Code	Callable Bull/Bear Contracts	No. of issue (units)	Listing date	Expiry	Amount raised (HK\$mil.)
63319	UBS AG – Petrochina R Bull CBBC Dec 2017 E	40,000,000	2017/06/29	2017/12/15	10.00
63318	UBS AG – Petrochina R Bull CBBC Jan 2018 A	40,000,000	2017/06/29	2018/01/22	10.00
63313	UBS AG – Tencent R Bull CBBC Oct 2017 D	40,000,000	2017/06/29	2017/10/09	10.00
63374	Credit Suisse AG – CUni R Bull CBBC Jan 2018 C	50,000,000	2017/06/30	2018/01/26	12.50
63376	Credit Suisse AG – CSOP A50 ETF R Bull CBBC Feb 2018 B	50,000,000	2017/06/30	2018/02/23	12.50
63373	Credit Suisse AG – HSBC R Bull CBBC Jan 2018 F	50,000,000	2017/06/30	2018/01/19	12.50
63369	Credit Suisse AG – HSI R Bull CBBC Mar 2018 U	200,000,000	2017/06/30	2018/03/28	50.00
63371	Credit Suisse AG – HSI R Bear CBBC Oct 2017 N	200,000,000	2017/06/30	2017/10/30	50.00
63345	Goldman Sachs SP (Asia) – HSI R Bull CBBC Aug 2018 T	200,000,000	2017/06/30	2018/08/30	50.00
63350	Goldman Sachs SP (Asia) – HSI R Bear CBBC Oct 2017 M	200,000,000	2017/06/30	2017/10/30	50.00
63336	Haitong Int'l Sec – China Mobile R Bull CBBC Jun 2018 A	60,000,000	2017/06/30	2018/06/26	15.00
63340	Haitong Int'l Sec – CSOP A50 ETF R Bull CBBC Jun 2018 A	40,000,000	2017/06/30	2018/06/22	10.00
63344	Haitong Int'l Sec – Geely Auto R Bear CBBC Apr 2018 A	40,000,000	2017/06/30	2018/04/25	10.00
63343	Haitong Int'l Sec – HSBC R Bull CBBC Jun 2018 A	60,000,000	2017/06/30	2018/06/21	15.00
63335	Haitong Int'l Sec – Tencent R Bull CBBC Jun 2018 C	40,000,000	2017/06/30	2018/06/25	10.56
63378	J P Morgan SP BV – HSI R Bull CBBC Sep 2018 J	200,000,000	2017/06/30	2018/09/27	50.00
63379	J P Morgan SP BV – HSI R Bear CBBC Oct 2017 E	200,000,000	2017/06/30	2017/10/30	50.00
63381	J P Morgan SP BV – HSI R Bear CBBC Oct 2017 F	200,000,000	2017/06/30	2017/10/30	50.00
63361	UBS AG – HSBC R Bull CBBC Jun 2018 A	50,000,000	2017/06/30	2018/06/25	12.50
63359	UBS AG – HSI R Bull CBBC Aug 2018 E	200,000,000	2017/06/30	2018/08/30	50.00
63353	UBS AG – HSI R Bear CBBC Oct 2017 C	250,000,000	2017/06/30	2017/10/30	62.50
Total					75,481.22

Further issue

DR/ELI/TRADING ONLY STOCKS TRADING STATISTICS

Depository Receipt Trading Statistics

		No. of issues	Turnover value (HK\$ mil.)
2016	Q2	4	54.20
	Q3	2	22.02
	Q4	2	12.84
2017	Q1	2	15.32
	Q2	2	11.27

Equity Linked Instrument Trading Statistics

		No. of issues	Turnover value (HK\$ mil.)
2016	Q2	-	-
	Q3	-	-
	Q4	-	-
2017	Q1	-	-
	Q2	-	-

NASDAQ Stocks

		No. of issues	Turnover value (HK\$ mil.)
2016	Q2	6	0.10
	Q3	6	0.29
	Q4	6	0.03
2017	Q1	6	0.00
	Q2	6	0.05

iShares

		No. of issues	Turnover value (HK\$ mil.)
2016	Q2	2	-
	Q3	2	-
	Q4	2	-
2017	Q1	2	-
	Q2	2	-

GEM EQUITIES

Equity Turnover – GEM

		Share (Mil. shs)	Value (HK\$ mil.)	No. of deals
2016	Q2	107,905.65	31,516.06	917,745
	Q3	135,466.80	32,617.31	1,028,333
	Q4	101,583.21	26,606.56	769,681
2017	Q1	97,529.59	28,022.82	829,314
	Q2	144,624.15	42,516.37	1,348,433

Equity Trading Statistics – GEM

		No. of trading days	Average daily turnover (HK\$ mil.)	Average value per deal
2016	Q2	62	508.32	34,341
	Q3	63	517.74	31,719
	Q4	61	436.17	34,568
2017	Q1	62	451.98	33,790
	Q2	59	720.62	31,530

20 Most Advanced GEM Stocks

for 2nd quarter 2017

Rank	Code	Stock	Closing price		% up
			End of Jun 2017	End of Mar 2017	
1	08292	WORLDGATEGLOBAL	2.400	0.580	313.79
2	08423	CHI HO DEV	1.250	0.310	303.23
3	08182	CHINA CANDY	0.560	0.188	197.87
4	08269	WEALTH GLORY	0.375	0.139	169.78
5	08071	CH NETCOMTECH	0.310	0.120	158.33
6	08231	PFC DEVICE	0.350	0.163	114.72
7	08226	KOALA FIN GP	0.340	0.167	103.59
8	08238	WINTO GROUP	0.056	0.029	93.10
9	08366	FRASER HLDGS	0.375	0.206	82.04
10	08202	INNO-TECH HOLD	0.870	0.480	81.25
11	08227	HT ANTENNA HOLD	2.700	1.560	73.08
12	08283	ZHENG LI HLDG	10.600	6.300	68.25
13	08293	SINGASIA HLDG	8.150	4.920	65.65
14	08353	ANACLE	0.620	0.390	58.97
15	08228	NATIONAL ARTS	0.223	0.142	57.04
16	08133	JETE POWER	0.420	0.270	55.56
17	08351	LARRY JEWELRY	0.174	0.116	50.00
18	08093	ODELLALEATHER	2.310	1.550	49.03
19	08047	CHINA OCEAN FISH	0.425	0.295	44.07
20	08179	FOOD IDEA	0.199	0.144	A 38.19

A Adjusted

GEM EQUITIES

20 Most Declined GEM Stocks

for 2nd quarter 2017

Rank	Code	Stock	Closing price		% down
			End of Jun 2017	End of Mar 2017	
1	08221	PF GROUP	0.193	4.380	-95.59
2	08217	LUEN WONG GP	0.940	19.000	-95.05
3	08193	GC PRO SER	0.043	0.630	-93.17
4	08432	BAR PACIFIC	0.210	2.490	-91.57
5	08021	WLS HOLDINGS	0.019	0.219	-91.32
6	08108	GRAND PEACE	0.166	1.195 A	-86.11
7	08027	KPM HOLDING	0.140	0.900	-84.44
8	08127	SEASON PACIFIC	0.560	2.300	-75.65
9	08153	CODE AGRI	0.196	0.700	-72.00
10	08321	TAI KAM HLDGS	3.890	13.000	-70.08
11	08352	SING ON HLDGS	3.600	10.820	-66.73
12	08416	HM INTL HLDGS	2.180	6.150	-64.55
13	08019	HAO WEN HLDGS	0.074	0.190	-61.05
14	08299	GRAND T G GOLD	0.023	0.055	-58.18
15	08188	GME GROUP	0.510	1.110	-54.05
16	08218	ECHO INT HOLD	0.202	0.400	-49.50
17	08220	BINGO GROUP	0.063	0.123	-48.78
18	08081	IE CHINA	0.022	0.042	-47.62
19	08250	SILK RD ENERGY	0.054	0.102	-47.06
20	08050	YUNBO DIGITAL	0.435	0.780	-44.23

A Adjusted

GEM EQUITIES

20 Most Active GEM Stocks by Value

for 2nd quarter 2017

Rank	Code	Stock	Turnover (HK\$ mil.)	% of total
1	08182	CHINA CANDY	4,324.95	10.17
2	08207	CREDIT CHINA	2,555.33	6.01
3	08059	GLORY FLAME	1,609.25	3.79
4	08071	CH NETCOMTECH	1,417.08	3.33
5	08417	DADI EDU	1,149.87	2.70
6	08108	GRAND PEACE	1,060.41	2.49
7	08127	SEASON PACIFIC	926.57	2.18
8	08217	LUEN WONG GP	773.30	1.82
9	08193	GC PRO SER	753.64	1.77
10	08432	BAR PACIFIC	729.88	1.72
11	08047	CHINAOCEAN FISH	725.95	1.71
12	08158	CRMI	720.77	1.70
13	08133	JETE POWER	702.27	1.65
14	08227	HT ANTENNA HOLD	614.39	1.45
15	08221	PF GROUP	572.63	1.35
16	08410	EDVANCE INTL	563.56	1.33
17	08058	LUOXIN PHARMA	538.03	1.27
18	08021	WLS HOLDINGS	453.95	1.07
19	08446	ITP HOLDINGS	450.85	1.06
20	08102	LI BAO GE GP	425.40	1.00
Total			21,068.08	49.55

GEM EQUITIES

20 Most Active GEM Stock by Shares

for 2nd quarter 2017

Rank	Code	Stock	Turnover (Mil. shs)	% of total
1	08299	GRAND T G GOLD	14,843.65	10.26
2	08021	WLS HOLDINGS	8,857.08	6.12
3	08182	CHINA CANDY	7,541.88	5.21
4	08081	IE CHINA	6,909.01	4.78
5	08193	GC PRO SER	6,390.16	4.42
6	08171	CHINA TRENDS	5,162.20	3.57
7	08238	WINTO GROUP	3,979.49	2.75
8	08071	CH NETCOMTECH	3,919.94	2.71
9	08200	SAU SAN TONG	2,918.73	2.02
10	08158	CRMI	2,695.12	1.86
11	08272	C FOOD&BEV GP	2,490.33	1.72
12	08207	CREDIT CHINA	2,479.10	1.71
13	08059	GLORY FLAME	2,457.83	1.70
14	08108	GRAND PEACE	2,352.35	1.63
15	08133	JETE POWER	2,022.69	1.40
16	08087	CHINA 33MEDIA	1,875.14	1.30
17	08047	CHINAOCEAN FISH	1,828.58	1.26
18	08072	ROMA GROUP	1,778.70	1.23
19	08245	ON REAL INT'L	1,757.95	1.22
20	08086	DX.COM HOLDINGS	1,743.53	1.21
Total			84,003.46	58.08

GEM EQUITIES

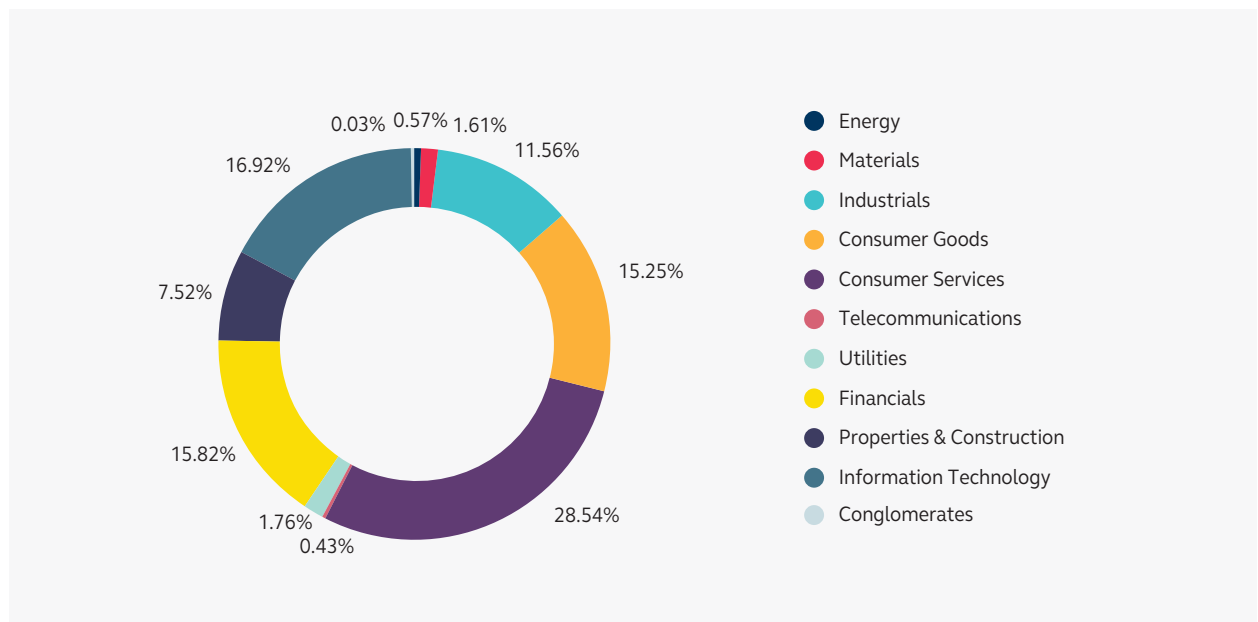
Market Capitalisation of Listed Companies for GEM

as at the quarter end

		HK\$ mil.
2016	Q2	266,315.62
	Q3	277,457.32
	Q4	310,871.86
2017	Q1	324,082.25
	Q2	267,662.50

Market Capitalisation by Hang Seng Industry Classification System* – GEM

Quarter-end figures



* Hang Seng Industry Classification System (HSICS) is provided by Hang Seng Indexes Company Limited.

Note: New Hang Seng Industry Classification System took effect on 9 September 2013.

GEM EQUITIES

50 Leading Companies by Market Capitalisation – GEM

as at the 2nd quarter end 2017

Rank	Company	Market capitalisation (HK\$ mil.)	% of market total
1	08207 Credit China FinTech Holdings Ltd.	23,829.81	8.90
2	08279 AGTech Holdings Ltd.	14,868.93	5.56
3	08008 Sunevision Holdings Ltd.	11,450.35	4.28
4	08057 Madison Wine Holdings Ltd.	9,560.00	3.57
5	08138 Beijing Tong Ren Tang Chinese Medicine Co. Ltd.	9,559.68	3.57
6	08137 Honbridge Holdings Ltd.	6,997.02	2.61
7	08265 China Trustful Group Ltd.	6,926.89	2.59
8	08032 Viva China Holdings Ltd.	6,686.49	2.50
9	08102 Li Bao Ge Group Ltd.	6,560.00	2.45
10	08283 Zheng Li Holdings Ltd.	5,300.00	1.98
11	08407 China Industrial Securities Int'l Financial Group Ltd.	4,400.00	1.64
12	08158 China Regenerative Medicine International Ltd.	4,343.69	1.62
13	08176 SkyNet Group Ltd.	4,228.99	1.58
14	08078 HMV Digital China Group Ltd.	3,773.22	1.41
15	08083 China Innovationpay Group Ltd.	3,489.48	1.30
16	08321 Tai Kam Holdings Ltd.	3,112.00	1.16
17	08237 Link Holdings Ltd.	2,931.60	1.10
18	08167 Neo Telemedia Ltd.	2,811.01	1.05
19	08261 Haitian Energy International Ltd.	2,558.08	0.96
20	08352 Sing On Holdings Ltd.	2,419.20	0.90
21	08370 Zhi Sheng Group Holdings Ltd.	2,398.60	0.90
22	08215 First Credit Finance Group Ltd.	2,140.99	0.80
23	08417 Dadi Education Holdings Ltd.	2,100.48	0.78
24	08293 SingAsia Holdings Ltd.	2,037.50	0.76
25	08361 China Parenting Network Holdings Ltd.	2,030.81	0.76
26	08292 Worldgate Global Logistics Ltd.	1,920.00	0.72
27	08295 ZZ Capital International Ltd.	1,846.26	0.69
28	08005 Yuxing InfoTech Investment Holdings Ltd.	1,821.12	0.68
29	08172 Lajin Entertainment Network Group Ltd.	1,767.84	0.66
30	08227 Xi'an Haitian Antenna Holdings Co., Ltd. – H Shares	1,743.56	0.65
31	08030 Flying Financial Service Holdings Ltd.	1,714.12	0.64
32	08156 China Vanguard Group Ltd.	1,711.24	0.64
33	08029 Sun International Resources Ltd.	1,614.02	0.60
34	08233 CIG Yangtze Ports PLC	1,604.31	0.60
35	08326 Tonking New Energy Group Holdings Ltd.	1,591.01	0.59
36	08325 China Smartpay Group Holdings Ltd.	1,490.39	0.56
37	08016 Changhong Jiahua Holdings Ltd.	1,483.75	0.55
38	08090 China Assurance Finance Group Ltd.	1,477.09	0.55
39	08133 Jete Power Holdings Ltd.	1,470.00	0.55
40	08310 Dafeng Port Heshun Technology Co. Ltd.	1,429.68	0.53
41	08053 Pizu Group Holdings Ltd.	1,405.70	0.53
42	08196 Great Water Holdings Ltd.	1,350.00	0.50
43	08260 Yin He Holdings Ltd.	1,344.64	0.50
44	08316 Pak Wing Group (Holdings) Ltd.	1,320.00	0.49
45	08071 China Netcom Technology Holdings Ltd.	1,314.20	0.49
46	08246 Northern New Energy Holdings Ltd.	1,219.61	0.46
47	08232 Classified Group (Holdings) Ltd.	1,200.00	0.45
48	08217 Luen Wong Group Holdings Ltd.	1,173.12	0.44
49	08095 Beijing Beida Jade Bird Universal Sci-Tech Co. Ltd. – H Shs	1,167.40	0.44
50	08055 China E-Information Technology Group Ltd.	1,122.00	0.42
Total		183,815.89	68.67
Market Total		267,662.50	100.00

GEM EQUITIES

New Listing Statistics – equities for GEM

		No. of newly listed companies	Funds raised (HK\$ mil.)
2016	Q2	9	801.32
	Q3	10	775.30
	Q4	20	2,669.32
2017	Q1	19	1,324.56
	Q2	16	1,235.49

Newly Listed Companies for GEM

for 2nd quarter 2017

Code	Company	Listing date	No. of issued shares	Funds raised (HK\$ mil.)
08412	BCI Group Holdings Ltd.	2017/04/07	800,000,000	68.00
08347	F8 Enterprises (Holdings) Group Ltd.	2017/04/12	800,000,000	64.00
08455	Lai Group Holding Co. Ltd.	2017/04/12	800,000,000	52.00
08413	Asia Grocery Distribution Ltd.	2017/04/13	1,162,000,000	74.06
08309	Man Shing Global Holdings Ltd.	2017/04/13	600,000,000	48.00
08409	WINDMILL Group Ltd.	2017/04/18	800,000,000	54.00
08410	Edvance International Holdings Ltd.	2017/04/19	1,000,000,000	80.00
08252	Yangzhou Guangling District Taihe Rural Micro-fin Co. -H shs	2017/05/08	150,000,000	201.00
08452	FY Financial (Shenzhen) Co., Ltd. – H Shares	2017/05/23	89,840,000	117.69
08431	Hao Bai International (Cayman) Ltd.	2017/05/26	1,300,000,000	65.00
08365	VBG International Holdings Ltd.	2017/05/26	513,200,000	87.24
08183	Speed Apparel Holding Ltd.	2017/05/31	500,000,000	62.50
08446	In Technical Productions Holdings Ltd.	2017/06/14	800,000,000	60.00
08420	Nexion Technologies Ltd.	2017/06/16	600,000,000	72.00
08460	Basetrophy Group Holdings Ltd.	2017/06/27	1,000,000,000	60.00
08362	Winning Tower Group Holdings Ltd.	2017/06/30	1,400,000,000	70.00
Total				1,235.49

Withdrawal of Listed Companies – GEM

for 2nd quarter 2017

Code	Company	Last trading date	Delisted date
08336	Telecom Digital Holdings Ltd. *	2017/05/09	2017/05/10 §
08097	Pinestone Captial Ltd. *	2017/06/07	2017/06/08 §
08061	AcrossAsia Ltd.	2016/10/11	2017/06/13
08058	Shandong Luoxin Pharmaceutical Group Stock Co., Ltd. – H Shs	2017/06/05	2017/06/16
08177	REF Holdings Ltd. *	2017/06/19	2017/06/20 §

* Transfers of listing from GEM to Main Board pursuant to the revised Rule 9.24 of the GEM Listing Rules and to the new Chapter 9A of the Main Board Listing Rules effective from 1 July 2008.

§ Effective date of the transfer of listing from GEM to Main Board.

GEM EQUITIES

Company Name Changes for GEM

for 2nd quarter 2017

Code	Old name	New name	Effective date	Adoption date
08211	Zhejiang Yonglong Enterprises Co. Ltd. - H Shares	Zhejiang Yongan Rongtong Holdings Co., Ltd. - H Shares	2017/03/07	2017/05/10
08213	Epicurean and Co., Ltd.	New Wisdom Holding Co. Ltd.	2017/03/20	2017/05/12
08197	Northeast Tiger Pharmaceutical Co., Ltd. - H Shares	Baytacare Pharmaceutical Co., Ltd. - H Shares	2017/04/24	2017/06/09
08055	China E-Learning Group Ltd.	China E-Information Technology Group Ltd.	2017/05/12	2017/06/16
08226	Sunrise (China) Technology Group Ltd.	KOALA Financial Group Ltd.	2017/05/19	2017/06/21
08106	Zheda Lande Scitech Ltd. - H Shares	Shenghua Lande Scitech Ltd. - H Shares	2017/06/05	2017/06/21
08265	Powerwell Pacific Holdings Ltd.	China Trustful Group Ltd.	2017/05/17	2017/06/27

Bonus Issues/Bonus Warrants for GEM

for 2nd quarter 2017

Code	Company	Particulars	Ex-date
Nil			

Share Split/Consolidation for GEM

for 2nd quarter 2017

Code	Company	Particulars	Effective date
08108	Grand Peace Group Holdings Ltd.	Split 1 into 2	2017/04/18
08089	Chinese Strategic Holdings Ltd.	Consolidation 10 into 1	2017/06/27

Rights Issues & Open Offers for GEM

for 2nd quarter 2017

Month	Code	Company	Ratio	Funds raised (HK\$ mil.)
Apr	08038	Golden Power Group Holdings Ltd.	Rts 1 for 2 @\$0.40	32.00
	08299	Grand T G Gold Holdings Ltd.	Open offer 1 for 2 @\$0.02	134.48
May	08192	Global Energy Resources International Group Ltd.	Rts 1 for 2 @\$0.30	103.64
	08179	Food Idea Holdings Ltd.	Rts 1 for 1 @\$0.14	134.18
Jun	08213	New Wisdom Holding Co. Ltd.	Rts 1 for 2 @\$0.072	99.99
	08212	Celebrate International Holdings Ltd.	Rts 3 for 1 @\$0.168	193.24
	08131	abc Multiactive Ltd.	Rts 1 for 4 @\$0.20	12.04
	08089	Chinese Strategic Holdings Ltd.	Open offer 1 for 2 @\$0.10	57.44
Total				767.01

GEM EQUITIES

Placing*

Month	Code	Company	No. of new shares placed	Placing price (HK\$)	Funds raised (HK\$ mil.)
2017					
Apr	08120	CH DEMETER FIN	153,800,000	0.1000	15.38
	08047	CHINAOCEAN FISH	402,900,000	0.3000	120.87
	08132	CHINAOILGANGRAN	700,000,000	0.1010	70.70
	08086	DX.COM HOLDINGS	355,000,000	0.1220	43.31
	08083	INNOVATIONPAY	788,600,000	0.5000	394.30
	08228	NATIONAL ARTS	500,091,740	0.2230	111.52
May	08129	CH BIO CASSAVA	240,000,000	0.1000	24.00
	08265	CHINA TRUSTFUL	100,000,000	2.8000	280.00
	08181	KONGSHUMUNION	118,800,000	0.2400	28.51
	08256	NETEL	60,000,000	0.1000	6.00
Jun	08129	CH BIO CASSAVA	250,000,000	0.1000	25.00
	08078	HMV DIGIT CHINA	1,925,400,000	0.2500	481.35
	08001	ORIENTSEC INT	36,000,000	0.5800	20.88
	08066	PHOENITRON HOLD	75,000,000	0.2000	15.00
	08363	SDM GROUP	50,500,000	0.4800	24.24
	08150	SEAMLESS GREEN	254,761,208	0.1200	30.57
Total					1,691.63

* Due to the reporting time-lag, placing figures for the quarter are provisional.

GEM WARRANTS

Warrant Trading and Market Value Statistics – GEM

		Number	Turnover value (HK\$ mil.)	Market value (HK\$ mil.)
2016	Q2	2	31.57	72.78
	Q3	1	5.98	62.92
	Q4	1	2.54	62.90
2017	Q1	1	0.54	62.85
	Q2	1	0.24	62.84

Newly Listed Equity GEM Warrants

for 2nd quarter 2017

Code	Equity warrants	Initial issued amount (HK)	Listing date	Expiry	Amount raised (HK\$ mil.)
	Nil				
Total					-

STOCK MARKET INDICES

Hang Seng Index



S&P/HKEX LargeCap Index



S&P/HKEX GEM Index



STOCK MARKET INDICES

Hong Kong Stock Market Indices

Index	End of Jun 2017 Close	End of Mar 2017 Close	Change %
S&P/HKEX LargeCap Index	32988.66	30437.39	+ 8.38%
S&P/HKEX GEM Index	283.62	346.92	- 18.25%
HANG SENG INDEX	25764.58	24111.59	+ 6.86%
SECTORIAL INDICES			
Finance	35103.76	32696.38	+ 7.36%
Utilities	56186.92	54250.48	+ 3.57%
Properties	34844.79	33316.25	+ 4.59%
Commerce & Industry	15285.86	14241.47	+ 7.33%
HANG SENG CHINA-AFFILIATED CORPORATIONS INDEX	4005.23	3938.32	+ 1.70%
HANG SENG CHINA ENTERPRISES INDEX	10365.22	10273.67	+ 0.89%

STOCK MARKET INDICES

World Indices

Index	End of Jun 2017 Close	End of Mar 2017 Close	Change %
HONG KONG			
S&P/HKEX LargeCap Index	32988.66	30437.39	+ 8.38%
Hang Seng Index	25764.58	24111.59	+ 6.86%
AUSTRALIA			
All Ordinaries Index	5764.04	5903.84	- 2.37%
JAKARTA			
Composite Index	5829.71	5568.11	+ 4.70%
JAPAN			
Nikkei (225)	20033.43	18909.26	+ 5.95%
KOREA			
KOSPI Index	2391.79	2160.23	+ 10.72%
KUALA LUMPUR			
Composite Index	1763.67	1740.09	+ 1.36%
MANILA			
Composite Index	7843.16	7311.72	+ 7.27%
NEW ZEALAND			
NZSE (50)	7611.44	7196.78	+ 5.76%
SHANGHAI			
A Shares Index	3343.39	3374.67	- 0.93%
B Shares Index	327.27	337.41	- 3.01%
SHENZHEN			
A Shares Index	1984.76	2078.06	- 4.49%
B Shares Index	1151.19	1138.73	+ 1.09%
SINGAPORE			
Straits Times Index	3226.48	3175.11	+ 1.62%
TAIWAN			
Taipei Weighted Stock Index	10395.07	9811.52	+ 5.95%
THAILAND			
SET Index	1574.74	1575.11	- 0.02%
NEW YORK			
DJIA	21349.63	20663.22	+ 3.32%
Nasdaq Composite Index	6140.42	5911.74	+ 3.87%
TORONTO			
S&P/TSX Composite Index	15182.19	15547.75	- 2.35%
GERMANY			
DAX Kursindex	5841.44	5953.44	- 1.88%
LONDON			
FTSE 100 Index	7312.72	7322.92	- 0.14%

DERIVATIVES MARKET – FUTURES AND OPTIONS

Contract Volume by Derivatives Products

Derivatives product	Contracts	
	2nd Quarter 2017	2nd Quarter 2016
Hang Seng Index Futures	7,210,306	8,405,492
Hang Seng Index Options	2,157,317	2,405,701
Mini-Hang Seng Index Futures	2,477,810	3,282,211
Mini-Hang Seng Index Options	414,159	343,509
H-shares Index Futures	7,255,529	8,563,874
H-shares Index Options	4,569,776	4,405,132
Mini H-shares Index Futures	837,929	1,196,358
Mini H-shares Index Options ¹	81,389	–
Flexible Hang Seng Index Options	0	560
Flexible H-shares Index Options	5,000	4,264
HSI Dividend Point Index Futures	5,000	7,862
HSCEI Dividend Point Index Futures	58,001	137,628
HSI Volatility Index Futures	8	55
CES China 120 Index Futures	197	130
CES Gaming Top 10 Index Futures ²	0	0
Hang Seng Mainland Oil & Gas Index Futures ³	10	0
Hang Seng Mainland Banks Index Futures ⁴	548	74
Hang Seng Mainland Healthcare Index Futures ⁵	0	0
Hang Seng Mainland Properties Index Futures ⁶	2	0
Hang Seng IT Hardware Index Futures ⁷	0	0
Hang Seng Software & Services Index Futures ⁸	0	0
IBOVESPA Futures	0	0
MICEX Index Futures	0	0
S&P BSE Sensex Index Futures	0	0
FTSE/JSE Top40 Futures	0	0
Stock Futures	31,094	50,158
Stock Options	21,947,446	18,146,397
5-Year MOF T-Bond Futures ⁹	6,680	–
Three-month HIBOR Futures	0	0
One-month HIBOR Futures	0	0
RMB Currency Futures - USD/CNH Futures	137,833	80,661
RMB Currency Options - USD/CNH Options ¹⁰	2,601	–
RMB Currency Futures - EUR/CNH Futures ¹¹	279	21
RMB Currency Futures - JPY/CNH Futures ¹²	14	0
RMB Currency Futures - AUD/CNH Futures ¹³	37	0
RMB Currency Futures - CNH/USD Futures ¹⁴	2,211	321
London Aluminium Mini Futures	312	734
London Zinc Mini Futures	125	7,049
London Copper Mini Futures	317	921
London Lead Mini Futures	2	4
London Nickel Mini Futures	67	2,314
London Tin Mini Futures	0	5
Total	47,201,999	47,041,435

¹ Trading in Mini H-shares Index Options commenced on 05 Sep 2016

² Trading in CES Gaming Top 10 Index Futures commenced on 09 May 2016

³ Trading in Hang Seng Mainland Oil & Gas Index Futures commenced on 09 May 2016

⁴ Trading in Hang Seng Mainland Banks Index Futures commenced on 09 May 2016

⁵ Trading in Hang Seng Mainland Healthcare Index Futures commenced on 09 May 2016

⁶ Trading in Hang Seng Mainland Properties Index Futures commenced on 09 May 2016

⁷ Trading in Hang Seng IT Hardware Index Futures commenced on 09 May 2016

⁸ Trading in Hang Seng Software & Services Index Futures commenced on 09 May 2016

⁹ Trading in 5-Year MOF T-Bond Futures commenced on 10 Apr 2017

¹⁰ Trading in RMB Currency Options - USD/CNH Options commenced on 20 Mar 2017

¹¹ Trading in RMB Currency Futures - EUR/CNH Futures commenced on 30 May 2016

¹² Trading in RMB Currency Futures - JPY/CNH Futures commenced on 30 May 2016

¹³ Trading in RMB Currency Futures - AUD/CNH Futures commenced on 30 May 2016

¹⁴ Trading in RMB Currency Futures - CNH/USD Futures commenced on 30 May 2016

DERIVATIVES MARKET – FUTURES AND OPTIONS

Hang Seng Index Futures – Contract Volume and Open Interest (contracts)

		Total contract volume	Quarter-end open interest
2016	Q2	8,405,492	104,573
	Q3	8,184,656	157,669
	Q4	7,378,971	123,004
2017	Q1	6,657,327	158,358
	Q2	7,210,306	154,581

Mini Hang Seng Index Futures – Contract Volume and Open Interest (contracts)

		Total contract volume	Quarter-end open interest
2016	Q2	3,282,211	10,857
	Q3	3,138,473	9,151
	Q4	2,969,788	9,572
2017	Q1	2,454,731	9,241
	Q2	2,477,810	10,210

Hang Seng Index Options – Contract Volume and Open Interest (contracts)

		Total contract volume	Quarter-end open interest
2016	Q2	2,405,701	226,187
	Q3	2,379,876	280,913
	Q4	2,312,279	249,699
2017	Q1	2,312,202	327,038
	Q2	2,157,317	352,037

H-Share Index Futures – Contract Volume and Open Interest (contracts)

		Total contract volume	Quarter-end open interest
2016	Q2	8,563,874	366,688
	Q3	7,820,556	349,588
	Q4	7,557,545	322,024
2017	Q1	7,299,370	329,224
	Q2	7,255,529	310,182

Stock Options Market Turnover and Open Interest (contracts)

		Total Premium (HK\$ mil.)	Total contract volume	Quarter-end open interest
2016	Q2	8,723.16	18,146,397	5,550,885
	Q3	8,985.98	19,509,020	6,045,816
	Q4	9,144.11	18,636,926	6,327,503
2017	Q1	8,727.09	21,003,818	6,673,563
	Q2	9,477.49	21,947,446	7,582,918

DERIVATIVES MARKET – FUTURES AND OPTIONS

Stock Options Premium by Class

for 2nd Quarter 2017

Options class		Premium (HK\$ mil.)	% of total
X ISHARES A50	A50	140.64	1.48%
AAC TECH	AAC	204.67	2.16%
ANHUI CONCH	ACC	50.42	0.53%
AIA	AIA	286.12	3.02%
CHALCO	ALC	7.08	0.07%
CAM CSI300	AMC	136.24	1.44%
BANKCOMM	BCM	8.60	0.09%
BANK OF E ASIA	BEA	4.59	0.05%
BELLE INT'L	BIH	3.85	0.04%
BOC HONG KONG	BOC	39.73	0.42%
BYD COMPANY	BYD	40.66	0.43%
CHINA COMM CONS	CCC	33.40	0.35%
CHINA COAL	CCE	4.11	0.04%
COSCO SHIP HOLD	CCS	0.96	0.01%
CHINA CINDA	CDA	3.68	0.04%
CGN POWER	CGN	3.18	0.03%
CHINA MOBILE	CHT	351.31	3.71%
CHINA UNICOM	CHU	119.75	1.26%
CITIC	CIT	7.89	0.08%
CKH HOLDINGS	CKH	115.15	1.21%
CK PROPERTY	CKP	48.93	0.52%
CHINA LIFE	CLI	412.34	4.35%
CLP HOLDINGS	CLP	14.91	0.16%
CM BANK	CMB	110.65	1.17%
CNOOC	CNC	127.83	1.35%
CHINA OVERSEAS	COL	165.07	1.74%
CATHAY PAC AIR	CPA	4.74	0.05%
SINOPEC CORP	CPC	49.79	0.53%
CPIC	CPI	51.91	0.55%
CHINA RAIL CONS	CRC	8.05	0.08%
CHINA RAILWAY	CRG	9.33	0.10%
CHINA RES LAND	CRL	52.74	0.56%
X WISECSI300ETF	CS3	0.01	0.00%
CSOP A50 ETF	CSA	175.02	1.85%
CHINA SHENHUA	CSE	238.19	2.51%
CITIC BANK	CTB	9.34	0.10%
CHINA TELECOM	CTC	11.79	0.12%
CITIC SEC	CTS	30.48	0.32%
DONGFENG GROUP	DFM	7.70	0.08%
ESPRIT HOLDINGS	ESP	0.21	0.00%
FIH	FIH	0.56	0.01%
GEELY AUTO	GAH	149.64	1.58%
GALAXY ENT	GLX	337.65	3.56%
GREATWALL MOTOR	GWM	159.05	1.68%
HAITONG SEC	HAI	38.85	0.41%
HS H ETF	HCF	9.98	0.11%
POWER ASSETS	HEH	24.67	0.26%
HKEX	HEX	487.54	5.14%
HENGAN INT'L	HGN	22.34	0.24%
HSBC HOLDINGS	HKB	486.58	5.13%
HK & CHINA GAS	HKG	5.49	0.06%
HENDERSON LAND	HLD	37.92	0.40%
HUANENG POWER	HNP	14.59	0.15%
HANG SENG BANK	HSB	13.56	0.14%
JIANGXI COPPER	JXC	33.08	0.35%
KUNLUN ENERGY	KLE	13.14	0.14%
KINGSOFT	KSO	39.80	0.42%
LENOVO GROUP	LEN	89.04	0.94%

DERIVATIVES MARKET – FUTURES AND OPTIONS

Options class		Premium (HK\$ mil.)	% of total
LI & FUNG	LIF	8.36	0.09%
LINK REIT	LNK	27.29	0.29%
MENGNU DAIRY	MEN	3.98	0.04%
MGM CHINA	MGM	3.66	0.04%
MINSHENG BANK	MSB	69.77	0.74%
MTR CORPORATION	MTR	29.57	0.31%
CNBM	NBM	38.07	0.40%
NCI	NCL	35.94	0.38%
NEW WORLD DEV	NWD	16.17	0.17%
PING AN	PAI	788.18	8.32%
PETROCHINA	PEC	97.92	1.03%
PICC P&C	PIC	50.56	0.53%
PICC GROUP	PIN	3.83	0.04%
GCL-POLY ENERGY	PLE	6.93	0.07%
R&F PROPERTIES	RFP	2.73	0.03%
SANDS CHINA LTD	SAN	124.09	1.31%
SHK PPT	SHK	301.35	3.18%
STANCHART	STC	5.52	0.06%
SWIRE PACIFIC A	SWA	19.10	0.20%
TENCENT	TCH	2,273.82	23.99%
TRACKER FUND	TRF	2.39	0.03%
WHARF HOLDINGS	WHL	39.04	0.41%
WANT WANT CHINA	WWC	1.80	0.02%
ABC	XAB	44.46	0.47%
BANK OF CHINA	XBC	80.87	0.85%
CCB	XCC	201.63	2.13%
ICBC	XIC	102.11	1.08%
YANZHOU COAL	YZC	35.26	0.37%
ZIJIN MINING	ZJM	8.54	0.09%
Total		9,477.49	100.00%

DERIVATIVES MARKET – FUTURES AND OPTIONS

Stock Options Contract Volume by Class

for 2nd Quarter 2017

Options class		Contract volume	% of total
X ISHARES A50	A50	159,428	0.73%
AAC TECH	AAC	63,079	0.29%
ANHUI CONCH	ACC	152,932	0.70%
AIA	AIA	288,829	1.32%
CHALCO	ALC	38,620	0.18%
CAM CSI300	AMC	151,863	0.69%
BANKCOMM	BCM	57,066	0.26%
BANK OF E ASIA	BEA	23,849	0.11%
BELLE INT'L	BIH	13,107	0.06%
BOC HONG KONG	BOC	140,300	0.64%
BYD COMPANY	BYD	63,217	0.29%
CHINA COMM CONS	CCC	128,987	0.59%
CHINA COAL	CCE	31,963	0.15%
COSCO SHIP HOLD	CCS	12,774	0.06%
CHINA CINDA	CDA	12,136	0.06%
CGN POWER	CGN	5,883	0.03%
CHINA MOBILE	CHT	536,892	2.45%
CHINA UNICOM	CHU	179,774	0.82%
CITIC	CIT	29,247	0.13%
CKH HOLDINGS	CKH	175,020	0.80%
CK PROPERTY	CKP	46,377	0.21%
CHINA LIFE	CLI	824,425	3.76%
CLP HOLDINGS	CLP	26,028	0.12%
CM BANK	CMB	394,773	1.80%
CNOOC	CNC	604,854	2.76%
CHINA OVERSEAS	COL	199,753	0.91%
CATHAY PAC AIR	CPA	15,543	0.07%
SINOPEC CORP	CPC	161,583	0.74%
CPIC	CPI	86,770	0.40%
CHINA RAIL CONS	CRC	51,190	0.23%
CHINA RAILWAY	CRG	56,850	0.26%
CHINA RES LAND	CRL	40,957	0.19%
X WISECSI300ETF	CS3	20	0.00%
CSOP A50 ETF	CSA	162,770	0.74%
CHINA SHENHUA	CSE	667,572	3.04%
CITIC BANK	CTB	62,876	0.29%
CHINA TELECOM	CTC	83,944	0.38%
CITIC SEC	CTS	80,463	0.37%
DONGFENG GROUP	DFM	19,489	0.09%
ESPRIT HOLDINGS	ESP	2,958	0.01%
FIH	FIH	2,138	0.01%
GEELY AUTO	GAH	75,984	0.35%
GALAXY ENT	GLX	340,725	1.55%
GREATWALL MOTOR	GWM	1,003,851	4.57%
HAITONG SEC	HAI	56,648	0.26%
HS H ETF	HCF	13,437	0.06%
POWER ASSETS	HEH	48,677	0.22%
HKEX	HEX	1,633,580	7.44%
HENGAN INT'L	HGN	31,890	0.15%
HSBC HOLDINGS	HKB	1,245,117	5.67%
HK & CHINA GAS	HKG	19,943	0.09%
HENDERSON LAND	HLD	38,609	0.18%
HUANENG POWER	HNP	58,301	0.27%
HANG SENG BANK	HSB	61,668	0.28%
JIANGXI COPPER	JXC	114,223	0.52%
KUNLUN ENERGY	KLE	29,392	0.13%
KINGSOFT	KSO	76,019	0.35%
LENOVO GROUP	LEN	349,234	1.59%

DERIVATIVES MARKET – FUTURES AND OPTIONS

Options class		Contract volume	% of total
LI & FUNG	LIF	36,310	0.17%
LINK REIT	LNK	24,269	0.11%
MENGNU DAIRY	MEN	10,572	0.05%
MGM CHINA	MGM	26,190	0.12%
MINSHENG BANK	MSB	134,415	0.61%
MTR CORPORATION	MTR	88,629	0.40%
CNBM	NBM	160,371	0.73%
NCI	NCL	37,190	0.17%
NEW WORLD DEV	NWD	53,651	0.24%
PING AN	PAI	1,405,407	6.40%
PETROCHINA	PEC	334,848	1.53%
PICC P&C	PIC	97,721	0.45%
PICC GROUP	PIN	9,059	0.04%
GCL-POLY ENERGY	PLE	29,141	0.13%
R&F PROPERTIES	RFP	21,368	0.10%
SANDS CHINA LTD	SAN	356,378	1.62%
SHK PPT	SHK	114,829	0.52%
STANCHART	STC	74,980	0.34%
SWIRE PACIFIC A	SWA	32,889	0.15%
TENCENT	TCH	4,163,197	18.97%
TRACKER FUND	TRF	10,194	0.05%
WHARF HOLDINGS	WHL	34,693	0.16%
WANT WANT CHINA	WWC	14,701	0.07%
ABC	XAB	66,980	0.31%
BANK OF CHINA	XBC	831,858	3.79%
CCB	XCC	1,730,632	7.89%
ICBC	XIC	871,702	3.97%
YANZHOU COAL	YZC	92,990	0.42%
ZIJIN MINING	ZJM	28,685	0.13%
Total		21,947,446	100.00%

CLEARING & SETTLEMENT

Average Daily Settlement Instructions (SIs) Settled in CCASS

(both delivering and receiving SIs are counted)

Year/Month		Number of SIs	SIs by shares (bil. shs)	SIs by value (HK\$bil.)
2016	Q2	81,388	47.01	183.39
	Q3	82,516	47.08	190.09
	Q4	83,191	45.76	181.31
2017	Q1	86,101	44.09	183.38
	Q2	89,205	48.85	224.77

Average Daily Investor Settlement Instructions (ISIs) settled in CCASS

(one sided ISIs are counted)

Year/month		Number of ISIs	ISIs by shares (Mil shs)	ISIs by value (HK\$ mil.)
2016	Q2	272	102.77	169.31
	Q3	314	61.95	148.35
	Q4	266	55.54	133.74
2017	Q1	294	279.49	184.39
	Q2	321	212.60	147.64

Securities under CCASS Custody

(balances at quarter end)

Year/Month		Number of shares (bil. shs)	% of issued shares of admitted securities	Market value (HK\$ bil.)	% of market capitalisation of admitted securities
2016	Q2	5,694.08	73.49	14,309.49	49.13
	Q3	5,865.26	74.21	15,979.62	57.22
	Q4	5,878.89	74.27	15,381.54	56.60
2017	Q1	6,015.72	74.42	16,988.34	57.10
	Q2	6,264.71	75.18	18,013.11	57.34

Share quantity and market value of securities in non-HKD currency are included

CLEARING & SETTLEMENT

Average Daily Stock Exchange Trades Processed in CCASS

(including CNS trades, isolated trades and cross trades)

Year/Month		No. of CCASS trades	% of Exchange trades	No. of shares (Mil. shs)	% of market turnover	Value of trades (HK\$ mil.)	% of market turnover
2016	Q2	1,030,032	100	191,095.88	100	62,524.66	100
	Q3	1,047,611	100	174,563.55	100	68,188.97	100
	Q4	1,052,858	100	159,370.39	100	64,205.68	100
2017	Q1	1,125,959	100	202,641.72	100	74,176.32	100
	Q2	1,150,564	100	155,884.97	100	77,373.95	100

Average Daily Netting Efficiency of CNS Trades

(in stock positions and share quantity)

Year/Month		No. of CNS stock positions	Netting efficiency (%)	No. of shares due for settlement (Mil. shs)	Netting efficiency (%)
2016	Q2	66,419	96.57	23,875.24	93.49
	Q3	70,706	96.36	23,634.05	92.51
	Q4	71,738	96.37	16,416.17	91.57
2017	Q1	75,873	96.41	27,626.91	93.13
	Q2	76,992	96.46	29,251.62	90.51

Average Daily Settlement Efficiency of CNS Stock Positions

Year/Month		Settlement efficiency (%)	
		S day	S + 1 day
2016	Q2	99.92	99.99
	Q3	99.91	99.99
	Q4	99.90	99.99
2017	Q1	99.92	99.99
	Q2	99.91	99.99

CLEARING & SETTLEMENT

Open Interest by Derivatives Products

Derivatives product	Contracts	
	2nd Quarter 2017	2nd Quarter 2016
Hang Seng Index Futures	154,581	104,573
Hang Seng Index Options	352,037	226,187
Mini-Hang Seng Index Futures	10,210	10,857
Mini-Hang Seng Index Options	13,928	8,813
H-shares Index Futures	310,182	366,688
H-shares Index Options	2,695,657	2,069,046
Mini H-shares Index Futures	5,474	4,920
Mini H-shares Index Options ¹	3,102	-
Flexible Hang Seng Index Options	0	2,975
Flexible H-shares Index Options	16,666	12,683
HSI Dividend Point Index Futures	9,621	7,081
HSCEI Dividend Point Index Futures	120,002	172,653
HSI Volatility Index Futures	5	7
CES China 120 Index Futures	11	11
CES Gaming Top 10 Index Futures ²	0	0
Hang Seng Mainland Oil & Gas Index Futures ³	0	0
Hang Seng Mainland Banks Index Futures ⁴	4	5
Hang Seng Mainland Healthcare Index Futures ⁵	0	0
Hang Seng Mainland Properties Index Futures ⁶	0	0
Hang Seng IT Hardware Index Futures ⁷	0	0
Hang Seng Software & Services Index Futures ⁸	0	0
IBOVESPA Futures	0	0
MICEX Index Futures	0	0
S&P BSE Sensex Index Futures	0	0
FTSE/JSE Top40 Futures	0	0
Stock Futures	6,563	5,648
Stock Options	7,582,918	5,550,885
5-Year MOF T-Bond Futures ⁹	666	-
Three-month HIBOR Futures	40	0
One-month HIBOR Futures	0	0
RMB Currency Futures – USD/CNH Futures	31,243	27,819
RMB Currency Options – USD/CNH Options ¹⁰	1,037	-
RMB Currency Futures – EUR/CNH Futures ¹¹	63	11
RMB Currency Futures – JPY/CNH Futures ¹²	4	0
RMB Currency Futures – AUD/CNH Futures ¹³	10	0
RMB Currency Futures – CNH/USD Futures ¹⁴	1,196	174
London Aluminium Mini Futures	0	76
London Zinc Mini Futures	1	178
London Copper Mini Futures	5	70
London Lead Mini Futures	0	0
London Nickel Mini Futures	4	37
London Tin Mini Futures	0	0
Total	11,315,230	8,571,397

¹ Trading in Mini H-shares Index Options commenced on 05 Sep 2016

² Trading in CES Gaming Top 10 Index Futures commenced on 09 May 2016

³ Trading in Hang Seng Mainland Oil & Gas Index Futures commenced on 09 May 2016

⁴ Trading in Hang Seng Mainland Banks Index Futures commenced on 09 May 2016

⁵ Trading in Hang Seng Mainland Healthcare Index Futures commenced on 09 May 2016

⁶ Trading in Hang Seng Mainland Properties Index Futures commenced on 09 May 2016

⁷ Trading in Hang Seng IT Hardware Index Futures commenced on 09 May 2016

⁸ Trading in Hang Seng Software & Services Index Futures commenced on 09 May 2016

⁹ Trading in 5-Year MOF T-Bond Futures commenced on 10 Apr 2017

¹⁰ Trading in RMB Currency Options – USD/CNH Options commenced on 20 Mar 2017

¹¹ Trading in RMB Currency Futures – EUR/CNH Futures commenced on 30 May 2016

¹² Trading in RMB Currency Futures – JPY/CNH Futures commenced on 30 May 2016

¹³ Trading in RMB Currency Futures – AUD/CNH Futures commenced on 30 May 2016

¹⁴ Trading in RMB Currency Futures – CNH/USD Futures commenced on 30 May 2016

CLEARING & SETTLEMENT

Stock Options Open Interest by Class

as at the end of 2nd Quarter 2017

Options class		Open interest (contracts)	% of total
X ISHARES A50	A50	72,835	0.96
AAC TECH	AAC	11,842	0.16
ANHUI CONCH	ACC	41,106	0.54
AIA	AIA	73,376	0.97
CHALCO	ALC	5,096	0.07
CAM CSI300	AMC	44,208	0.58
BANKCOMM	BCM	37,759	0.50
BANK OF E ASIA	BEA	10,265	0.14
BELLE INT'L	BIH	11,150	0.15
BOC HONG KONG	BOC	39,969	0.53
BYD COMPANY	BYD	30,897	0.41
CHINA COMM CONS	CCC	33,270	0.44
CHINA COAL	CCE	8,886	0.12
COSCO SHIP HOLD	CCS	5,606	0.07
CHINA CINDA	CDA	4,601	0.06
CGN POWER	CGN	1,870	0.02
CHINA MOBILE	CHT	159,207	2.10
CHINA UNICOM	CHU	78,146	1.03
CITIC	CIT	11,767	0.16
CKH HOLDINGS	CKH	62,872	0.83
CK PROPERTY	CKP	14,083	0.19
CHINA LIFE	CLI	169,410	2.23
CLP HOLDINGS	CLP	6,283	0.08
CM BANK	CMB	144,419	1.90
CNOOC	CNC	319,790	4.22
CHINA OVERSEAS	COL	56,019	0.74
CATHAY PAC AIR	CPA	5,245	0.07
SINOPEC CORP	CPC	100,806	1.33
CPIC	CPI	30,475	0.40
CHINA RAIL CONS	CRC	34,580	0.46
CHINA RAILWAY	CRG	24,998	0.33
CHINA RES LAND	CRL	15,080	0.20
X WISECSI300ETF	CS3	2	0.00
CSOP A50 ETF	CSA	60,132	0.79
CHINA SHENHUA	CSE	252,662	3.33
CITIC BANK	CTB	27,584	0.36
CHINA TELECOM	CTC	62,986	0.83
CITIC SEC	CTS	26,316	0.35
DONGFENG GROUP	DFM	3,052	0.04
ESPRIT HOLDINGS	ESP	383	0.01
FIH	FIH	403	0.01
GEELY AUTO	GAH	19,607	0.26
GALAXY ENT	GLX	68,560	0.90

CLEARING & SETTLEMENT

Options class		Open interest (contracts)	% of total
GREATWALL MOTOR	GWM	270,150	3.56
HAITONG SEC	HAI	22,571	0.30
HS H ETF	HCF	5,041	0.07
POWER ASSETS	HEH	9,443	0.12
HKEX	HEX	444,328	5.86
HENGAN INT'L	HGN	4,283	0.06
HSBC HOLDINGS	HKB	427,464	5.64
HK & CHINA GAS	HKG	7,388	0.10
HENDERSON LAND	HLD	9,485	0.13
HUANENG POWER	HNP	16,356	0.22
HANG SENG BANK	HSB	29,163	0.38
JIANGXI COPPER	JXC	25,150	0.33
KUNLUN ENERGY	KLE	4,824	0.06
KINGSOFT	KSO	12,629	0.17
LENOVO GROUP	LEN	155,230	2.05
LI & FUNG	LIF	17,202	0.23
LINK REIT	LNK	8,613	0.11
MENGNU DAIRY	MEN	2,562	0.03
MGM CHINA	MGM	4,913	0.06
MINSHENG BANK	MSB	71,003	0.94
MTR CORPORATION	MTR	20,405	0.27
CNBM	NBM	27,808	0.37
NCI	NCL	8,680	0.11
NEW WORLD DEV	NWD	16,801	0.22
PING AN	PAI	470,140	6.20
PETROCHINA	PEC	202,913	2.68
PICC P&C	PIC	25,075	0.33
PICC GROUP	PIN	3,834	0.05
GCL-POLY ENERGY	PLE	13,026	0.17
R&F PROPERTIES	RFP	5,156	0.07
SANDS CHINA LTD	SAN	107,553	1.42
SHK PPT	SHK	27,441	0.36
STANCHART	STC	20,361	0.27
SWIRE PACIFIC A	SWA	7,969	0.11
TENCENT	TCH	1,044,948	13.78
TRACKER FUND	TRF	5,799	0.08
WHARF HOLDINGS	WHL	11,142	0.15
WANT WANT CHINA	WWC	8,198	0.11
ABC	XAB	29,217	0.39
BANK OF CHINA	XBC	575,722	7.59
CCB	XCC	727,913	9.60
ICBC	XIC	463,927	6.12
YANZHOU COAL	YZC	12,743	0.17
ZIJIN MINING	ZJM	10,746	0.14
Total		7,582,918	100.00

EXCHANGE PARTICIPANTS STATISTICS

Stock Exchange

		No. of Trading Right Holders	Exchange Participants - Trading	Exchange Participants - Non-Trading	Non-Exchange Participants
2016	Q2	582 (985)	530 (924)	36 (45)	16 (16)
	Q3	599 (1002)	547 (941)	36 (45)	16 (16)
	Q4	608 (1011)	556 (950)	36 (45)	16 (16)
2017	Q1	626 (1024)	575 (965)	35 (43)	16 (16)
	Q2	639 (1035)	589 (977)	34 (42)	16 (16)

() No. of trading rights

Futures Exchange

		No. of Trading Right Holders	Exchange Participants - Trading	Exchange Participants - Non-Trading	Non-Exchange Participants
2016	Q2	229 (252)	176 (197)	-	53 (55)
	Q3	231 (254)	178 (199)	-	53 (55)
	Q4	233 (256)	180 (201)	-	53 (55)
2017	Q1	234 (257)	181 (202)	-	53 (55)
	Q2	236 (259)	184 (205)	-	52 (54)

Notes:

- (1) The figures in blanket is the number of trading rights held.
- (2) An Exchange Participant is a corporation who may trade on or through the Exchange and is licensed under the Securities and Futures Ordinance to carry on securities/futures/options dealing activity.

CLEARING PARTICIPANTS STATISTICS

HKCC Participants

Year/month		Clearing Participants	General Clearing Participants
2016	Q2	148	9
	Q3	150	9
	Q4	152	9
2017	Q1	152	9
	Q2	153	9

SEOCH Participants

Year/month		Direct Clearing Participants	General Clearing Participants
2016	Q2	66	9
	Q3	65	9
	Q4	65	9
2017	Q1	64	9
	Q2	63	9

HKSCC Participants

Year/month		Direct Clearing Participant	General Clearing Participant	Non-broker Participants *
2016	Q2	507	9	43
	Q3	525	9	43
	Q4	533	9	42
2017	Q1	552	9	45
	Q2	566	9	45

* Non-broker participants include Clearing Agency Participants, Custodian Participants and Stock Pledgee Participants.

ACRONYMS

CBBC	Callable Bull/Bear Contract
CCASS	Central Clearing and Settlement System
CNS	Continuous Net Settlement
DCASS	Derivatives Clearing and Settlement System
DR	Depository Receipt
DW	Derivative Warrant
ELI	Equity Linked Instrument
ETF	Exchange Traded Fund
GEM	Growth Enterprise Market
HIBOR	Hong Kong Interbank Offered Rate
HKCC	HKFE Clearing Corporation Ltd
HKEX	Hong Kong Exchanges and Clearing Ltd
HKSCC	Hong Kong Securities Clearing Co Ltd
HSICS	Hang Seng Industry Classification System
ISI	Investor settlement instruction
L&I Products	Leveraged and Inverse Products
NASDAQ	National Association of Securities Dealer Automated Quotations
P/E ratio	Price/earnings ratio
REITs	Real Estate Investment Trusts
RQFII	RMB Qualified Foreign Institutional Investors
S&P	Standard and Poors
SEOCH	SEHK Options Clearing House Ltd, The
SI	Settlement instruction
SS	Stapled securities