


SECURITIES AND DERIVATIVES MARKETS QUARTERLY REPORT

Third Quarter 2016



MARKET HIGHLIGHTS

Main Board

Highlights	3rd Quarter 2016	3rd Quarter 2015
No. of listed companies	1,687	1,605
No. of listed securities	8,816	10,009
Equities		
Ordinary shares	1,688	1,606
Preference shares	7	7
Warrants	4,017	5,646
Equity	11	13
Derivative	4,006	5,633
Equity linked instrument	0	0
Callable bull/bear contracts	2,105	1,871
Unit trusts/mutual funds	158	143
Debt securities	841	736
No. of trading only stocks		
Nasdaq stocks	6	6
iShares	2	2
No. of trading days	63	63
Total turnover in value (HK\$ mil.) *	4,270,581.33	6,343,886.31
Total turnover in shares (Mil. shs)	10,861,850.63	14,175,931.32
Total number of trades (deals)	65,014,211	92,852,311
Total market capitalisation (HK\$ mil.)	25,317,548.47	22,965,987.58
Average P/E ratio (times)	10.89	9.40
Average dividend yield (%)	3.13	3.59
Number of exchange participants		
– Trading	547	505
– Non-trading	36	35
Turnover in value (HK\$ mil.)		
Highest	116,801.74 (09/09)	235,970.30 (08/07)
Lowest	47,192.40 (08/07)	63,691.03 (15/09)
Turnover in shares (Mil. shs)		
Highest	216,736.38 (17/08)	315,750.42 (06/07)
Lowest	125,578.79 (15/09)	154,178.41 (07/09)
Total number of trades (deals)		
Highest	1,596,556 (09/09)	3,179,179 (08/07)
Lowest	773,985 (08/07)	990,482 (14/08)

* Included turnover value traded in non-HKD currency securities.

MARKET HIGHLIGHTS

Growth Enterprise Market (GEM)

Highlights	3rd Quarter 2016	3rd Quarter 2015
No. of listed companies	243	211
No. of listed securities	244	212
Equities	243	211
Warrants	1	1
No. of trading days	63	63
Total turnover in value (HK\$ mil.) *	32,623.29	51,374.04
Total turnover in shares (Mil. shs)	136,066.45	138,270.91
Total number of trades (deals)	1,028,462	1,382,669
Total market capitalisation (HK\$ mil.)	277,457.32	224,157.68
Average P/E ratio (times)	62.27	68.53
Average dividend yield (%)	0.29	0.46
Turnover in value (HK\$ mil.)		
Highest	821.94 (20/07)	2,105.44 (06/07)
Lowest	312.35 (29/08)	316.14 (04/09)
Turnover in shares (Mil. shs)		
Highest	11,868.50 (06/07)	5,252.77 (06/07)
Lowest	905.05 (15/09)	1,077.71 (24/09)
Total number of trades (deals)		
Highest	36,664 (06/07)	59,485 (06/07)
Lowest	9,152 (15/09)	9,884 (04/09)

* Included turnover value traded in non-HKD currency securities.

MARKET HIGHLIGHTS

Derivatives Market Highlights

Highlights	3rd Quarter 2016	3rd Quarter 2015
All futures and options products (excluding stock options)		
No. of trading days	64.0	63.0
Total contract volume	28,380,189	27,928,170
Equity index products	28,250,195	27,662,011
Equity products	42,071	170,322
Interest rates products	0	13
RMB Currency Futures	77,153	86,580
London Metal Mini Futures	10,770	9,244
Average daily contract volume	443,440	443,304
Total open interest as at the quarter end (contracts)	3,596,543	3,043,778
Equity index products	3,558,388	3,010,043
Equity products	4,040	17,768
Interest rates products	0	3
RMB Currency Futures	33,886	15,645
London Metal Mini Futures	229	319
Stock options		
No. of newly introduced stock options classes	0	0
No. of stock options as at the quarter end		
Class	84	82
Series	27,834	33,116
Total premium (HK\$ mil.)	8,985.98	22,706.73
Call	4,961.87	7,921.17
Put	4,024.10	14,785.56
Average daily premium (HK\$ mil.)	140.41	360.42
Total contract volume	19,509,020	23,674,156
Call	10,098,596	11,329,178
Put	9,410,424	12,344,978
Average daily contract volume	304,828	375,780
Total open interest as at the quarter end (contracts)	6,045,816	6,679,004
Call	2,914,668	3,203,591
Put	3,131,148	3,475,413
Total number of trades	773,549	1,063,632
Average daily number of trades	12,087	16,883
Total contracts exercised	1,889,025	2,975,292
Average premium per contract (HK\$)	460.61	959.14
Average contract per trade (contracts)	25	22
Put volume/call volume	0.93	1.09
Average daily contract volume/open interest	5.0%	5.6%
All futures and options products		
Total contract volume	47,889,209	51,602,326
Total open interest as at the quarter end (contracts)	9,642,359	9,722,782

MARKET HIGHLIGHTS

Clearing and Settlement Statistics

Securities Market	3rd Quarter 2016	3rd Quarter 2015
Average Daily Exchange Trades Handled by CCASS		
- Number of trades	1,047,611	1,449,054
- Value of trades (HK\$bil.)	68.2	98.7
- Share quantity Involved (bil shares)	174.6	226.6
Average Daily Settlement Instructions ("SIs") Settled by CCASS		
- Number of SIs	82,516	101,225
- Value of SIs (HK\$bil.)	190.1	244.0
- Share quantity involved (bil. Shares)	47.1	58.3
Average Daily Investor SIs ("ISIs") Settled by CCASS		
- Number of ISIs	314	390
- Value of ISIs (HK\$mil.)	148.4	220.3
- Share quantity involved (mil. shares)	62.0	193.1
Average Daily Settlement Efficiency of CNS Stock Positions on Due Day (T+2) (%)	99.91	99.93
Average Daily Settlement Efficiency of CNS Stock Positions on the Day following the Due Day (T+3) (%)	99.99	99.99
Average Daily Buy-ins Executed on T+3		
- Number of brokers involved	3	4
- Number of buy-ins	3	4
- Value of buy-ins (HK\$mil)	1.2	4.2
Shares Deposited in the CCASS Depository *		
- Number of shares (bil shares)	5,865.3	5,398.0
- Percentage of total issued shares of the admitted securities	74.21	74.44
- Value of shares (HK\$bil)	15,979.6	14,074.1
- Percentage of the total market capitalisation of the admitted securities	57.22	56.13
Derivatives Market		
Open Interest		
- Equity Index Futures	686,003	548,207
- Stock Futures	4,040	17,768
- Interest Rates Futures	0	3
- RMB Currency Futures	33,886	15,645
- London Metal Mini Futures	229	319
- Equity Index Options	2,872,385	2,461,836
- Stock Options	6,045,816	6,679,004
Cumulative Stock Options Exercised		
- Share quantity involved (mil. shs)	1,863	3,703
- Value of shares (HK\$bil.)	34	67

* Share quantity and market value of securities in non-HKD currency are included

MAIN BOARD EQUITIES

Equity Turnover

		Share	Value	
		(Mil. shs)	(HK\$ mil.)	No. of deals
2015	Q3	1,241,453.02	4,136,147.76	73,808,111
	Q4	944,007.06	2,888,836.92	56,185,286
2016	Q1	862,976.22	2,639,071.92	55,813,607
	Q2	781,041.26	2,563,892.49	50,058,306
	Q3	822,456.65	2,993,023.85	52,694,671

Equity Trading Statistics

		No. of trading days	Average daily turnover (HK\$ mil.)	Average value per deal
2015	Q3	63	65,653.14	56,039
	Q4	63	45,854.55	51,416
2016	Q1	59	44,730.03	47,284
	Q2	62	41,353.10	51,218
	Q3	63	47,508.32	56,799

MAIN BOARD EQUITIES

20 Most Advanced Stocks

for 3rd quarter 2016

Rank	Code	Stock	Closing price		% up
			End of Sep 2016	End of Jun 2016	
1	00572	CENT WEALTH FIN	0.860	0.211	307.58
2	00975	MONGOL MINING	0.315	0.091	246.15
3	01733	E-COMMODITIES	0.770	0.260	196.15
4	01191	YUESHOU ENV	0.380	0.153	148.37
5	00612	CHINA INV FUND	0.710	0.300	136.67
6	00015	VANTAGE INT'L	1.420	0.620	129.03
7	00519	APPLIED DEV	0.820	0.360	127.78
8	02623	ADD NEW ENERGY	0.270	0.119	126.89
9	00557	CITY E-SOLUTION	5.400	2.400	125.00
10	00918	TAKSON HOLDINGS	0.970	0.440	120.45
11	01462	GOLD-FIN HLDG	12.080	5.480	120.44
12	02198	CHINA SANJIANG	2.240	1.024	A 118.75
13	03882	SKYLIGHT HLDG	1.830	0.880	107.95
14	01478	Q TECH	3.220	1.590	102.52
15	00921	HISENSE KELON	7.160	3.540	102.26
16	00381	KIU HUNG INT'L	0.104	0.052	100.00
17	00642	PALADIN PREF	0.620	0.310	100.00
18	00556	PAN ASIA ENVIRO	1.790	0.900	98.89
19	01121	BAOFENGMODERN	1.300	0.660	96.97
20	00283	GOLDIN PPT	6.070	3.140	93.31

A Adjusted

20 Most Declined Stocks

for 3rd quarter 2016

Rank	Code	Stock	Closing price		% down
			End of Sep 2016	End of Jun 2016	
1	03823	TECH PRO	0.178	2.510	-92.91
2	01421	KINGBO STRIKE	0.445	2.950	-84.92
3	01190	BOLINA	0.350	2.080	-83.17
4	00362	C ZENITH CHEM	0.082	0.260	-68.46
5	00204	CHINA INV DEV	0.038	0.109	-65.14
6	00997	CHINLINK INTL	0.118	0.330	-64.24
7	00648	WAH YAN HEALTH	0.056	0.155	-63.87
8	01520	RUNWAY GLOBAL	0.560	1.430	-60.84
9	01130	CHINA ENV RES	0.245	0.570	-57.02
10	01380	C KINGSTONE-NEW	0.365	0.790	A -53.80
11	01143	CH HCARE ENT	0.139	0.290	-52.07
12	00444	SINCEREWATCH HK	0.201	0.415	-51.57
13	01192	TITAN PETROCHEM	0.102	0.210	-51.43
14	00901	EAGLERIDE INV	0.405	0.820	-50.61
15	00897	WAI YUEN TONG	0.395	0.770	A -48.70
16	00915	DAOHE GLOBAL	3.250	6.300	A -48.41
17	00080	CNEWCON FUND	0.420	0.805	A -47.83
18	01150	MILAN STATION	0.410	0.750	-45.33
19	06896	GOLDEN THROAT	3.950	7.100	-44.37
20	00404	HSIN CHONG GP	0.420	0.750	-44.00

A Adjusted

MAIN BOARD EQUITIES

20 Most Active Stocks by Value

for 3rd quarter 2016

Rank	Code	Stock	Turnover (HK\$ mil.)	% of total
1	00700	TENCENT	176,736.87	5.90
2	00939	CCB	114,778.69	3.83
3	00005	HSBC HOLDINGS	99,553.03	3.33
4	02318	PING AN	94,443.61	3.16
5	01398	ICBC	92,320.16	3.08
6	00941	CHINA MOBILE	84,586.72	2.83
7	00388	HKEX	69,586.97	2.32
8	03988	BANK OF CHINA	65,450.74	2.19
9	02628	CHINA LIFE	64,379.14	2.15
10	01299	AIA	58,655.13	1.96
11	00001	CKH HOLDINGS	37,416.36	1.25
12	00016	SHK PPT	37,137.92	1.24
13	01928	SANDS CHINA LTD	36,988.48	1.24
14	00688	CHINA OVERSEAS	35,426.54	1.18
15	00883	CNOOC	33,510.43	1.12
16	00027	GALAXY ENT	30,077.06	1.00
17	00762	CHINA UNICOM	29,284.28	0.98
18	00386	SINOPEC CORP	28,148.24	0.94
19	00857	PETROCHINA	25,952.39	0.87
20	00175	GEELY AUTO	25,190.89	0.84
Total			1,239,623.65	41.42

20 Most Active Stock by Shares

for 3rd quarter 2016

Rank	Code	Stock	Turnover (Mil. shs)	% of total
1	00261	CCT LAND	28,073.28	3.41
2	03823	TECH PRO	25,985.60	3.16
3	00939	CCB	20,362.75	2.48
4	01398	ICBC	19,450.41	2.36
5	03988	BANK OF CHINA	19,105.73	2.32
6	00061	NORTH ASIA RES	16,493.81	2.01
7	00981	SMIC	14,983.71	1.82
8	00364	PING SHAN TEA	10,381.57	1.26
9	00911	QIANHAI HEALTH	10,063.11	1.22
10	00619	SOUTH CHINA FIN	8,587.95	1.04
11	01288	ABC	7,794.55	0.95
12	00651	CHI OCEAN IND	7,608.29	0.93
13	01192	TITAN PETROCHEM	6,760.42	0.82
14	00648	WAH YAN HEALTH	6,459.89	0.79
15	00204	CHINA INV DEV	6,219.43	0.76
16	00493	GOME	5,934.54	0.72
17	03800	GCL-POLY ENERGY	5,912.08	0.72
18	02233	WESTCHINACEMENT	5,468.97	0.66
19	01143	CH HCARE ENT	5,046.20	0.61
20	00386	SINOPEC CORP	5,037.55	0.61
Total			235,729.85	28.66

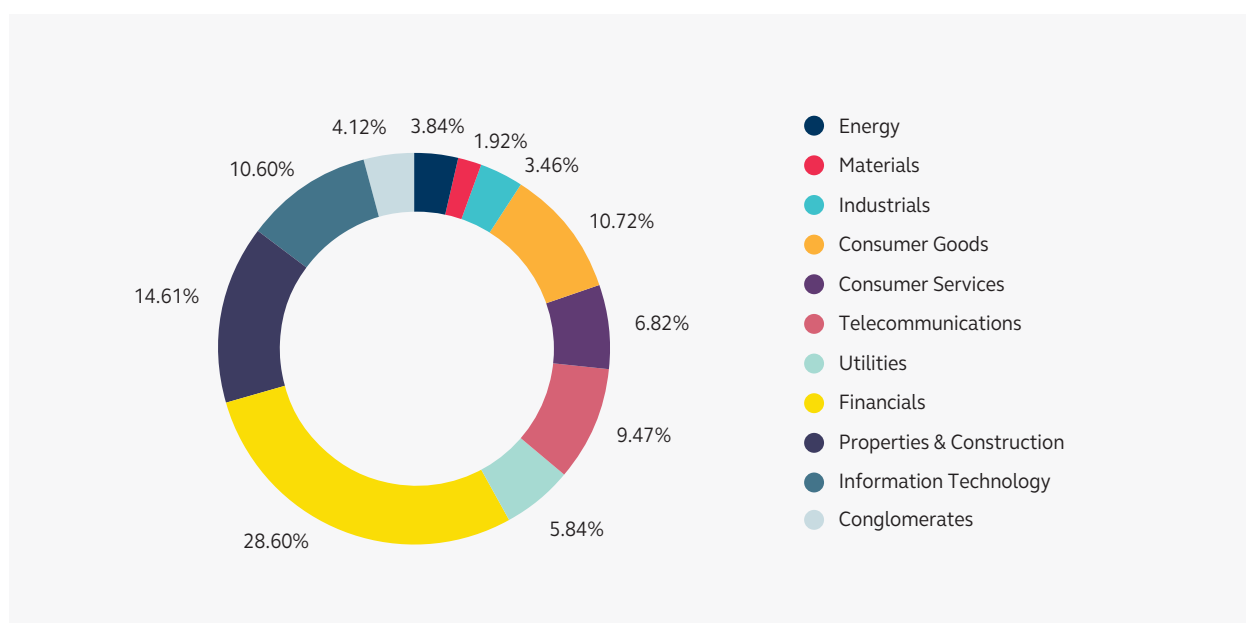
MAIN BOARD EQUITIES

Market Capitalisation of listed companies for Main Board

		HK\$ mil.
2015	Q3	22,965,987.58
	Q4	24,425,554.96
2016	Q1	23,195,583.34
	Q2	22,796,551.70
	Q3	25,317,548.47

Market Capitalisation by Hang Seng Industry Classification System* – Main Board

Quarter-end figures



* Hang Seng Industry Classification System (HSICS) is provided by Hang Seng Indexes Company Limited.

Note: New Hang Seng Industry Classification System took effect on 9 September 2013.

MAIN BOARD EQUITIES

50 Leading Companies by Market Capitalisation

as at the 3rd quarter end 2016

Rank	Code	Company	Market capitalisation	
			(HK\$ mil.)	% of market total
1	00700	Tencent Holdings Ltd.	2,016,351.33	7.96
2	00941	China Mobile Ltd.	1,921,624.07	7.59
3	00939	China Construction Bank Corporation – H Shares	1,382,399.59	5.46
4	00005	HSBC Holdings plc	1,146,744.53	4.53
5	01299	AIA Group Ltd.	621,408.82	2.45
6	00883	CNOOC Ltd.	429,508.53	1.70
7	01398	Industrial and Commercial Bank of China Ltd. – H Shares	420,951.12	1.66
8	00001	CK Hutchison Holdings Ltd.	380,564.30	1.50
9	02378	Prudential plc *	–	352,308.69
10	00016	Sun Hung Kai Properties Ltd.	339,022.80	1.34
11	00267	CITIC Ltd.	321,738.30	1.27
12	02318	Ping An Insurance (Group) Co. of China Ltd. – H Shares	299,392.59	1.18
13	03988	Bank of China Ltd. – H Shares	296,022.86	1.17
14	00688	China Overseas Land & Investment Ltd.	288,148.10	1.14
15	00805	Glencore plc *	–	281,184.20
16	02388	BOC Hong Kong (Holdings) Ltd.	277,006.84	1.09
17	01928	Sands China Ltd.	271,562.29	1.07
18	00011	Hang Seng Bank Ltd.	264,790.22	1.05
19	00066	MTR Corporation Ltd.	251,944.75	1.00
20	00388	Hong Kong Exchanges and Clearing Ltd.	249,516.94	0.99
21	00762	China Unicom (Hong Kong) Ltd.	222,947.32	0.88
22	01113	Cheung Kong Property Holdings Ltd.	217,655.19	0.86
23	00945	Manulife Financial Corporation *	–	211,503.05
24	03328	Bank of Communications Co., Ltd. – H Shares	206,920.11	0.82
25	02888	Standard Chartered PLC	204,722.47	0.81
26	00002	CLP Holdings Ltd.	202,495.01	0.80
27	00003	Hong Kong and China Gas Co. Ltd., The	186,177.50	0.74
28	01038	Cheung Kong Infrastructure Holdings Ltd.	176,800.09	0.70
29	00004	Wharf (Holdings) Ltd., The	171,146.65	0.68
30	00012	Henderson Land Development Co. Ltd.	167,320.66	0.66
31	00006	Power Assets Holdings Ltd.	161,350.18	0.64
32	01109	China Resources Land Ltd.	149,708.29	0.59
33	02628	China Life Insurance Co. Ltd. – H Shares	148,823.50	0.59
34	00386	China Petroleum & Chemical Corporation – H Shares	144,150.93	0.57
35	01972	Swire Properties Ltd.	132,795.00	0.52
36	00027	Galaxy Entertainment Group Ltd.	124,651.21	0.49
37	00019	Swire Pacific Ltd.	120,797.88	0.48
38	00857	PetroChina Co. Ltd. – H Shares	107,393.40	0.42
39	01288	Agricultural Bank of China Ltd. – H Shares	102,052.89	0.40
40	00656	Fosun International Ltd.	100,245.72	0.40
41	02018	AAC Technologies Holdings Inc.	95,722.60	0.38
42	00017	New World Development Co. Ltd.	94,672.68	0.37
43	00020	Wheelock and Co. Ltd.	93,071.48	0.37
44	01658	Postal Savings Bank of China Co., Ltd. – H Shares	93,043.24	0.37
45	00288	WH Group Ltd.	91,406.15	0.36
46	02007	Country Garden Holdings Co. Ltd.	90,842.40	0.36
47	03968	China Merchants Bank Co., Ltd. – H Shares	89,706.21	0.35
48	00083	Sino Land Co. Ltd.	84,574.38	0.33
49	00023	Bank of East Asia, Ltd., The	84,396.66	0.33
50	06823	HKT Ltd.	82,683.43	0.33
Total			15,126,971.22	59.75
Market Total			25,317,548.47	100.00

Notes:

* not included in Market Total

MAIN BOARD EQUITIES

Short Selling (value)

		Short selling turnover (HK\$ mil.)	Market turnover (HK\$ mil.) *	% of market total
2015	Q3	673,434.03	6,395,260.35	10.53
	Q4	467,982.84	4,529,285.89	10.33
2016	Q1	529,347.58	4,288,073.96	12.34
	Q2	488,227.56	3,881,459.36	12.58
	Q3	490,674.64	4,303,204.62	11.40

* Included Market total for Main Board and GEM

Short Selling (share)

		Short selling turnover (Mil. shs)	Market turnover (Mil. shs) *	% of market total
2015	Q3	63,796.36	14,314,202.23	0.45
	Q4	45,874.78	13,299,980.60	0.34
2016	Q1	54,180.01	13,043,825.48	0.42
	Q2	53,429.40	11,848,238.65	0.45
	Q3	53,475.70	10,997,917.09	0.49

* Included Market total for Main Board and GEM

New Listing Companies Statistics

		No. of newly listed companies	No. of companies transferred from GEM *	Funds raised (HK\$ mil.) #
2015	Q3	19	7	26,086.55
	Q4	39	2	105,769.28
2016	Q1	13	1	29,916.67
	Q2	11	0	12,489.33
	Q3	22	3	90,079.45

* Included only the transfers of listing from GEM to Main Board pursuant to the revised Rule 9.24 of GEM Listing Rules and to the new Chapter 9A of the Main Board Listing Rules effective from 1 July 2008

All funds raised are attributed to the initial public offers of newly listed companies

MAIN BOARD EQUITIES

Newly Listed Companies

for 3rd quarter 2016

Code	Company name	Listing date	No. of issued shares	Funds raised (HK\$ mil.)
01549	Ever Harvest Group Holdings Ltd.	2016/07/06	1,400,000,000	110.25
03958	DFZQ – H Shares	2016/07/08	1,027,080,000	8,370.70
01583	Qinqin Foodstuffs Group (Cayman) Co. Ltd.	2016/07/08	475,696,557	–
01606	China Development Bank Financial Leasing Co., Ltd. – H Shs	2016/07/11	3,456,618,000	6,284.76
01586	China Leon Inspection Holding Ltd.	2016/07/12	400,000,000	98.00
02869	Greentown Service Group Co. Ltd.	2016/07/12	2,777,776,000	1,779.94
01573	China Unienergy Group Ltd.	2016/07/13	718,000,000	212.40
01523	Plover Bay Technologies Ltd.	2016/07/13	1,000,000,000	125.00
01560	Star Properties Group (Cayman Islands) Ltd.	2016/07/13	224,000,000	100.80
01612	Vincent Medical Holdings Ltd.	2016/07/13	638,000,000	127.60
01579	Yihai International Holding Ltd.	2016/07/13	1,046,900,000	880.77
01589	China Logistics Property Holdings Co., Ltd.	2016/07/15	2,938,994,000	3,556.81
02278	Hailan Holdings Ltd.	2016/07/15	300,000,000	297.00
02136	Lifestyle China Group Ltd.	2016/07/15	1,602,586,500	–
06816	Prosper Construction Holdings Ltd.	2016/07/20	800,000,000	200.00
00436	New Universe Environmental Group Ltd. *	2016/08/01	2,955,697,018	–
01559	Kwan On Holdings Ltd. *	2016/08/15	960,000,000	–
06178	Everbright Securities Co. Ltd. – H Shares	2016/08/18	704,088,800	8,927.85
02031	Ausupreme International Holdings Ltd.	2016/09/12	750,000,000	103.13
01885	China Wood Optimization (Holding) Ltd. *	2016/09/12	1,000,000,000	–
03893	CROSSTEC Group Holdings Ltd.	2016/09/12	2,400,000,000	90.00
02633	Jacobson Pharma Corporation Ltd.	2016/09/21	1,815,625,000	754.69
01658	Postal Savings Bank of China Co., Ltd. – H Shares	2016/09/28	19,505,921,000	57,627.36
01591	Shun Wo Group Holdings Ltd.	2016/09/28	4,000,000,000	130.00
01577	Quanzhou Huixin Micro-credit Co., Ltd. – H Shares	2016/09/30	180,000,000	302.40
Total				90,079.45

* Transfers of listing from GEM to Main Board pursuant to the revised Rule 9.24 of the GEM Listing Rules and to the new Chapter 9A of the Main Board Listing Rules effective from 1 July 2008.

MAIN BOARD EQUITIES

Withdrawal of Listed Companies

for 3rd quarter 2016

Code	Company name	Last trading date	Delisted date
06210	Vale S.A. Common – DR	2016/06/27	2016/07/28
00917	New World China Land Ltd.	2016/04/05	2016/08/04
03699	Dalian Wanda Commercial Properties Co., Ltd. – H Shares	2016/09/13	2016/09/21
00477	AUPU Group Holding Co. Ltd.	2016/09/15	2016/09/30

MAIN BOARD EQUITIES

Company Name Changes

for 3rd quarter 2016

Code	Old name	New name	Effective date	Adoption date
01087	HL Technology Group Ltd.	InvesTech Holdings Ltd.	2016/06/02	2016/07/06
06139	Jinmao (China) Investments Holdings Ltd.	Jinmao (China) Hotel Investments and Management Ltd.	2016/06/02	2016/07/06
00521	HNA International Investment Holdings Ltd.	HNA Holding Group Co. Ltd.	2016/06/27	2016/07/11
02289	Chuangmei Pharmaceutical Co., Ltd. – H Shares *	Charmacy Pharmaceutical Co., Ltd. – H Shares	2016/07/05	2016/07/13
00724	Sino-Tech International Holdings Ltd.	Ruixin International Holdings Ltd.	2016/06/07	2016/07/13
03383	Agile Property Holdings Ltd.	Agile Group Holdings Ltd.	2016/06/21	2016/07/20
00264	Chanco International Group Ltd.	Ascent International Holdings Ltd.	2016/06/14	2016/07/20
01175	FU JI Food and Catering Services Holdings Ltd.	Fresh Express Delivery Holdings Group Co., Ltd.	2016/05/31	2016/07/20
03333	Evergrande Real Estate Group Ltd.	China Evergrande Group	2016/06/21	2016/07/26
00033	Harmonic Strait Financial Holdings Ltd.	Asia Investment Finance Group Ltd.	2016/06/16	2016/07/26
00570	China Traditional Chinese Medicine Co. Ltd.	China Traditional Chinese Medicine Holdings Co. Ltd.	2016/07/22	2016/07/27
00154	Beijing Development (Hong Kong) Ltd.	Beijing Enterprises Environment Group Ltd.	2016/07/22	2016/07/28
00117	EYANG Holdings (Group) Co., Ltd.	Tianli Holdings Group Ltd.	2016/06/15	2016/07/28
00253	Shun Ho Resources Holdings Ltd.	Shun Ho Holdings Ltd.	2016/07/26	2016/08/02
00219	Shun Ho Technology Holdings Ltd.	Shun Ho Property Investments Ltd.	2016/07/26	2016/08/02
01046	Universe International Holdings Ltd.	Universe International Financial Holdings Ltd.	2016/07/08	2016/08/03
01237	Merry Garden Holdings Ltd.	China Environmental Technology and Bioenergy Holdings Ltd.	2016/06/02	2016/08/05
02623	China Zhongsheng Resources Holdings Ltd.	Add New Energy Investment Holdings Group Ltd.	2016/07/20	2016/08/10
01281	Long Ji Tai He Holding Ltd.	LongiTech Smart Energy Holding Ltd.	2016/07/14	2016/08/10
01019	Convoy Financial Holdings Ltd.	Convoy Global Holdings Ltd.	2016/06/22	2016/08/15
00718	Bestway International Holdings Ltd.	Tai United Holdings Ltd.	2016/07/15	2016/08/19
00144	China Merchants Holdings (International) Co. Ltd.	China Merchants Port Holdings Co. Ltd.	2016/08/10	2016/08/19
01199	COSCO Pacific Ltd.	COSCO SHIPPING Ports Ltd.	2016/07/22	2016/08/25
01312	Allied Cement Holdings Ltd.	Tongfang Kontafarma Holdings Ltd.	2016/07/20	2016/08/31
01041	China New Energy Power Group Ltd.	Lamtex Holdings Ltd.	2016/08/01	2016/09/07
02366	SMI Culture Group Holdings Ltd.	SMI Culture & Travel Group Holdings Ltd.	2016/08/11	2016/09/14
01733	Winsway Enterprises Holdings Ltd.	E-Commodities Holdings Ltd.	2016/08/23	2016/09/23
00911	Hang Fat Ginseng Holdings Co. Ltd.	Qianhai Health Holdings Ltd.	2016/08/31	2016/09/27

* Change of English name only

MAIN BOARD EQUITIES

Bonus Issues/Bonus Warrants

for 3rd quarter 2016

Code	Company	Particulars	Ex-date
01999	Man Wah Holdings Ltd.	1 for 1	2016/07/18
00886	Silver Base Group Holdings Ltd.	1 for 2	2016/07/20
02880	Dalian Port (PDA) Co. Ltd. – H Shares	13 for 10	2016/07/25
01663	Sino Harbour Holdings Group Ltd.	1 for 1	2016/07/28
01271	Grand Ming Group Holdings Ltd.	1 for 10	2016/08/01
00248	HKC International Holdings Ltd.	1 for 4	2016/08/25
01103	Shanghai Dasheng Agriculture Finance Technology Co, Ltd – H Sh	5 for 10	2016/08/26
00335	Upbest Group Ltd.	1 for 1	2016/09/02
01297	Sinosoft Technology Group Ltd.	1 for 5	2016/09/06

Share Split/Consolidation

for 3rd quarter 2016

Code	Company	Particulars	Effective date
00913	Unity Investments Holdings Ltd.	Consolidation 5 into 1	2016/07/06
00911	Qianhai Health Holdings Ltd.	Consolidation 4 into 1	2016/07/07
01041	Lamtex Holdings Ltd.	Consolidation 5 into 1	2016/08/01
01225	Lerado Financial Group Co. Ltd.	Consolidation 5 into 1	2016/08/15
00865	First Mobile Group Holdings Ltd.	Consolidation 10 into 1	2016/08/23
02322	Noble Century Investment Holdings Ltd.	Split 1 into 5	2016/09/06
02309	Birmingham International Holdings Ltd.	Consolidation 20 into 1	2016/09/07
01380	China Kingstone Mining Holdings Ltd.	Consolidation 10 into 1	2016/09/07
00080	China New Economy Fund Ltd.	Consolidation 5 into 1	2016/09/23
00915	Daohe Global Group Ltd.	Consolidation 10 into 1	2016/09/27

MAIN BOARD EQUITIES

Rights Issues & Open Offers

for 3rd quarter 2016

Month	Code	Company	Ratio	Funds raised (HK\$ mil.)	
Jul	00750	China Singyes Solar Technologies Holdings Ltd.	Rts 1 for 5 @\$2.60	361.43	
	00428	Huge China Holdings Ltd.	Rts 1 for 1 @\$2.00	78.12	
	01246	Ngai Shun Holdings Ltd.	Rts 11 for 2 @\$0.165	903.87	
			(after consolidation 25 into 1)		
	01327	Time2U International Holding Ltd.	Rts 2 for 1 @\$0.14	322.56	
	00515	TC Orient Lighting Holdings Ltd.	Open offer 1 for 2 @\$0.10	26.54	
	03666	Xiao Nan Guo Restaurants Holdings Ltd.	Rts 1 for 2 @\$0.41	302.45	
	00736	China Properties Investment Holdings Ltd.	Rts 4 for 1 @\$0.141	547.94	
	Aug	00619	South China Financial Holdings Ltd.	Rts 1 for 1 @\$0.066	497.78
		00913	Unity Investments Holdings Ltd.	Rts 2 for 1 @\$0.25	291.05
			(after consolidation 5 into 1)		
01323		Newtree Group Holdings Ltd.	Open offer 3 for 2 @\$0.164	230.51	
00291		China Resources Beer (Holdings) Co. Ltd.	Rts 1 for 3 @\$11.73	9,513.55	
00585		Imagi International Holdings Ltd.	Open offer 1 for 2 @\$0.185	280.47	
00467		United Energy Group Ltd.	Open offer 1 for 1 @\$0.20	2,620.40	
00674		Culture Landmark Investment Ltd.	Open offer 1 for 2 @\$0.30	107.78	
Sep		01201	Tesson Holdings Ltd.	Open offer 3 for 4 @\$0.80	355.31
		01225	Lerado Financial Group Co. Ltd.	Rts 2 for 1 @\$0.20	307.10
			(after consolidation 5 into 1)		
	00897	Wai Yuen Tong Medicine Holdings Ltd.	Rts 3 for 1 @\$0.43	408.01	
	01046	Universe International Financial Holdings Ltd.	Rts 2 for 1 @\$0.60	213.33	
	00263	GT Group Holdings Ltd.	Rts 1 for 2 @\$0.25	116.83	
	02309	Birmingham International Holdings Ltd.	Open offer 1 for 2 @\$0.08	19.36	
			(after consolidation 20 into 1)		
Total				17,504.39	

MAIN BOARD EQUITIES

Placing*

Month	Code	Company	No. of new shares placed	Placing price (HK\$)	Funds raised (HK\$ mil.)	
2016						
Jul	00996	CARNIVAL GROUP	440,000,000	0.8800	387.20	
	00810	CH INTERNET INV	75,780,000	0.3500	26.52	
	01332	CHINA OPTO	2,040,000,000	0.2000	408.00	
	00512	CHINAGRANDPHARM	122,428,000	1.4000	171.40	
	00936	EAGLE LEGEND	160,000,000	1.2200	195.20	
	00431	G CHINA FIN	452,810,000	0.2700	122.26	
	00007	HOIFU ENERGY	50,000,000	0.7000	35.00	
	00377	HUAJUN HOLD	397,900,000	0.7800	310.36	
	01340	HUISENG INTL	96,496,000	0.7000	67.55	
	01280	HUIYIN SMARTCOM	262,000,000	0.8000	209.60	
	01087	INVESTECH HLDGS	39,000,000	1.5500	60.45	
	02358	JIU RONG HOLD	760,000,000	0.1250	95.00	
	01227	NATIONAL INV	82,000,000	0.2800	22.96	
	00166	NEWTIMES ENERGY	2,910,000,000	0.1540	448.14	
	00770	SHANGHAI GROWTH	1,781,000	8.4240	15.00	
	00650	SHUN CHEONG	1,269,414,575	0.6696	850.00	
	01568	SUNDART HLDGS	158,210,000	3.8000	601.20	
	02012	SUNSHINE OIL	96,400,000	0.7500	72.30	
	02327	U-HOME HOLDINGS	375,300,000	0.2840	106.59	
	00690	UNI-BIO GROUP	88,280,000	0.1700	15.01	
	00821	VC HOLDINGS	110,000,000	0.8700	95.70	
	Aug	02623	ADD NEW ENERGY	121,800,000	0.1100	13.40
		03344	ADDCHANCE	141,000,000	0.3150	44.42
		01250	BE CLEAN ENERGY	4,045,000,000	0.1700	687.65
		01803	BJ SPORTS & ENT	200,000,000	0.7000	140.00
		00193	CAPITAL ESTATE	185,000,000	0.0770	14.25
		00904	CHINA GREEN	5,750,000,000	0.1000	575.00
01332		CHINA OPTO	420,738,550	0.2800	117.81	
00512		CHINAGRANDPHARM	44,570,000	1.4000	62.40	
01636		CMRU	135,000,000	2.5800	348.30	
00712		COMTEC SOLAR	154,651,306	0.4600	71.14	
00943		EFORCE HOLDINGS	240,464,000	0.0830	19.96	
00729		FDG EVEHICLES	430,000,000	0.5000	215.00	
00181		FUJIAN HOLDINGS	344,186,000	0.4300	148.00	
00064		GET NICE	1,342,042,000	0.2250	301.96	
00263		GT GROUP HLDG	155,768,530	0.2500	38.94	
02221		NEW CONCEPTS	80,000,000	2.1000	168.00	
01048		NOVO GROUP	20,680,000	2.3200	47.98	
00911		QIANHAI HEALTH	1,000,000,000	0.1270	127.00	
00313		RICHLY FIELD	1,300,000,000	0.1000	130.00	
00482	SANDMARTIN INTL	38,168,000	0.2620	10.00		

MAIN BOARD EQUITIES

Month	Code	Company	No. of new shares placed	Placing price (HK\$)	Funds raised (HK\$ mil.)
	01831	SHIFANG HLDG	241,388,000	0.4100	98.97
	00766	SINO PROSPER GP	196,430,000	0.1680	33.00
	02012	SUNSHINE OIL	152,000,000	0.7500	114.00
	01991	TA YANG GROUP	86,450,000	1.3100	113.25
	01368	XTEP INT'L	5,000,000	4.5000	22.50
Sep	02623	ADD NEW ENERGY	97,250,000	0.1240	12.06
	00048	C AUTO INT DECO	331,776,000	0.1450	48.11
	01848	CALC	40,000,000	8.0000	320.00
	03966	CH BAOFENG INTL	62,496,000	3.2000	199.99
	01226	CH INV FIN GP	376,000,000	0.2200	82.72
	00815	CHI SILVER GP	30,000,000	1.8000	54.00
	01566	CHINA ANIMATION	15,000,000	3.6000	54.00
	00910	CHINA SANDI	159,996,000	0.2400	38.40
	00512	CHINAGRANDPHARM	107,973,421	1.4000	151.16
	01240	CNQC INT'L	22,000,000	2.5300	55.66
	00906	COFCO PACKAGING	177,000,000	2.6000	460.20
	00400	COGOBUY	160,420,232	12.5000	2,005.25
	00616	EMINENCE ENT	223,000,000	0.1800	40.14
	01269	FIRST CAP GP	132,698,000	6.0000	796.19
	00607	FULLSHARE	538,357,500	3.7150	2,000.00
	00989	GROUND PPT	170,000,000	1.0100	171.70
	01499	LEAP HLDGS GP	175,000,000	0.5200	91.00
	00938	MAN SANG INT'L	317,528,000	0.6000	190.52
	01107	MODERN LAND	172,872,000	1.0100	174.60
	03918	NAGACORP	190,000,000	5.0000	950.00
	06108	NEW RAY MEDIC	69,408,000	0.3400	23.60
	02222	NVC LIGHTING	85,000,000	0.8300	70.55
	00803	PROSPERITY INTL	400,000,000	0.1680	67.20
	01520	RUNWAY GLOBAL	120,000,000	0.5200	62.40
	00444	SINCEREWATCH HK	830,000,000	0.2000	166.00
	00628	SINO CREDIT	2,066,342,340	0.7700	1,591.08
	00515	TC ORI LIGHT	127,377,552	0.1900	24.20
	00687	TYSAN HOLDINGS	202,500,000	4.0800	826.20
	00648	WAH YAN HEALTH	778,057,500	0.0550	42.79
	01889	WUYI PHARMA	376,000,000	0.2200	82.72
Total					18,830.78

* Due to the reporting time-lag, placing figures for the quarter are provisional.

MAIN BOARD WARRANTS

Warrant Trading Statistics

		Equity wts (HK\$ mil.)	Derivative wts (HK\$ mil.)	Total (HK\$ mil.)
2015	Q3	723.63	1,090,657.45	1,091,381.08
	Q4	242.28	794,250.41	794,492.69
2016	Q1	92.83	915,484.74	915,577.57
	Q2	64.04	677,965.49	678,029.53
	Q3	83.83	618,585.83	618,669.66

Warrant Market Value

		Number	Equity wts (HK\$ mil.)	Number	Derivative wts (HK\$ mil.)	Total no.	Total (HK\$ mil.)
2015	Q3	13	2,472.60	5,633	84,057.90	5,646	86,530.49
	Q4	12	1,836.69	4,590	60,433.79	4,602	62,270.48
2016	Q1	12	1,444.55	4,184	58,444.35	4,196	59,888.90
	Q2	11	1,018.90	4,070	51,518.27	4,081	52,537.17
	Q3	11	1,371.20	4,006	76,719.27	4,017	78,090.47

New Listing Statistics – Warrants

		No. of newly listed equity wts	No. of newly listed derivative wts	Amount raised (HK\$ mil.)
2015	Q3	1	1,552	46,018.14
	Q4	2	1,162	27,608.36
2016	Q1	2	1,276	31,890.47
	Q2	2	1,045	21,652.05
	Q3	1	1,354	28,479.35

Newly Listed Equity Warrants

for 3rd quarter 2016

Code	Equity warrants	Initial issued amount (HK\$)	Listing date	Expiry	Amount raised (HK\$ mil.)
01537	Symphony Holdings Ltd. Warrants 2019	539,732,716	2016/07/07	2019/07/05	-
Total					-

MAIN BOARD WARRANTS

Newly Listed Derivative Warrants

for 3rd quarter 2016

Code	Derivative warrants	No. of issue (units)	Listing date	Expiry	Amount raised (HK\$ mil.)
11191	Goldman Sachs SP (Asia) – CC Bank European Wts Dec 2016 A	80,000,000	2016/07/04	2016/12/23	12.00
11190	Goldman Sachs SP (Asia) – HSBC European Warrants Dec 2016 C	80,000,000	2016/07/04	2016/12/28	17.76
11206	J P Morgan SP BV – CKI Holdings European Warrants Oct 2016 A	60,000,000	2016/07/04	2016/10/21	13.02
11207	J P Morgan SP BV – China Life European Warrants Feb 2017 A	100,000,000	2016/07/04	2017/02/28	20.20
11202	J P Morgan SP BV – Sinopec Corp European Warrants Jan 2017 A	100,000,000	2016/07/04	2017/01/03	25.40
11213	J P Morgan SP BV – HSBC European Warrants Oct 2016 C	100,000,000	2016/07/04	2016/10/07	25.60
11194	J P Morgan SP BV – HSBC European Warrants Jan 2017 A	100,000,000	2016/07/04	2017/01/03	25.40
11208	J P Morgan SP BV – HS H-SHARE European Warrants Jan 2017 A	100,000,000	2016/07/04	2017/01/03	26.90
11205	J P Morgan SP BV – PetroChina European Warrants Jan 2017 A	100,000,000	2016/07/04	2017/01/03	25.20
11200	J P Morgan SP BV – Stanchart European Warrants Jan 2017 A	60,000,000	2016/07/04	2017/01/03	24.90
11179	Macquarie Bank Ltd. – BOCL European Warrants Jan 2017 A	57,000,000	2016/07/04	2017/01/04	10.03
11187	SG Issuer – AIA European Warrants Jan 2017 A	100,000,000	2016/07/04	2017/01/05	27.00
11189	SG Issuer – CKI Holdings European Warrants Feb 2017 A	18,000,000	2016/07/04	2017/02/03	10.80
11181	SG Issuer – HSBC European Warrants Jan 2017 B	100,000,000	2016/07/04	2017/01/05	28.00
11180	SG Issuer – HSBC European Warrants Feb 2017 B	100,000,000	2016/07/04	2017/02/03	41.50
11186	SG Issuer – Stanchart European Warrants Aug 2018 A	150,000,000	2016/07/04	2018/08/03	37.50
11183	UBS AG – HSI European Warrants Dec 2016 F	300,000,000	2016/07/04	2016/12/29	66.00
11184	UBS AG – HSI European Warrants Jan 2017 A	300,000,000	2016/07/04	2017/01/26	75.30
11185	UBS AG – HSI European Warrants Mar 2017 B	300,000,000	2016/07/04	2017/03/30	75.30
11209	UBS AG – HSI European Put Warrants Dec 2016 G	300,000,000	2016/07/04	2016/12/29	47.70
11222	BNP Paribas Arbit Issu B.V. – CKH European Wts Feb 2017 A	40,000,000	2016/07/05	2017/02/02	13.20
11219	BNP Paribas Arbit Issu B.V. – HSBC European Wts Feb 2017 A	50,000,000	2016/07/05	2017/02/02	16.50
11221	BNP Paribas Arbit Issu B.V. – HSBC Euro Put Wts Feb 2017 B	50,000,000	2016/07/05	2017/02/02	15.00
11243	Credit Suisse AG – AIA European Warrants Nov 2016 C	70,000,000	2016/07/05	2016/11/30	14.00
11245	Credit Suisse AG – CKH Holdings European Warrants Jan 2017 A	40,000,000	2016/07/05	2017/01/05	10.00
11246	Credit Suisse AG – CKI Holdings European Warrants Jan 2017 A	30,000,000	2016/07/05	2017/01/05	15.00
11233	Credit Suisse AG – HSBC European Wts Dec 2016 B	100,000,000	2016/07/05	2016/12/30	17.00
11238	Credit Suisse AG – HSBC European Wts Jan 2017 A	100,000,000	2016/07/05	2017/01/05	25.00
11215	Goldman Sachs SP (Asia) – China Life Euro Wts Oct 2016 C	80,000,000	2016/07/05	2016/10/28	12.00
11223	Goldman Sachs SP (Asia) – HSI European Put Wts Dec 2016 D	200,000,000	2016/07/05	2016/12/29	30.00
11224	HK Bank – HSI European Warrants Dec 2016 D	180,000,000	2016/07/05	2016/12/29	28.80
11226	HK Bank – HSI European Put Warrants Oct 2016 E	180,000,000	2016/07/05	2016/10/28	28.80
11227	HK Bank – Tencent European Warrants Jul 2017 A	100,000,000	2016/07/05	2017/07/31	15.00
11263	J P Morgan SP BV – Cathay Pacific European Warrants Dec 17 A	60,000,000	2016/07/05	2017/12/29	15.24
11261	J P Morgan SP BV – HSI European Put Warrants Jan 2017 B	300,000,000	2016/07/05	2017/01/26	75.30
11262	J P Morgan SP BV – PWR Assets European Warrants Jan 2017 A	60,000,000	2016/07/05	2017/01/04	15.36
11248	Macquarie Bank Ltd. – CKH European Warrants Feb 2017 B	13,500,000	2016/07/05	2017/02/02	10.02
11217	Macquarie Bank Ltd. – China Mobile Euro Put Wts May 2017 A	40,000,000	2016/07/05	2017/05/04	10.04
11214	Macquarie Bank Ltd. – Chi Res Power European Wts Apr 2017 A	6,000,000	2016/07/05	2017/04/10	10.54
11216	Macquarie Bank Ltd. – HSBC European Warrants Jan 2017 A	40,000,000	2016/07/05	2017/01/04	10.00
11231	Macquarie Bank Ltd. – HSBC European Put Warrants Jan 2017 B	40,000,000	2016/07/05	2017/01/04	10.00
11247	Macquarie Bank Ltd. – Ping An European Warrants Jan 2017 D	40,000,000	2016/07/05	2017/01/04	10.00

MAIN BOARD WARRANTS

Code	Derivative warrants	No. of			Amount raised (HK\$ mil.)
		issue (units)	Listing date	Expiry	
11250	Macquarie Bank Ltd. – Tencent European Warrants Feb 2017 B	14,000,000	2016/07/05	2017/02/02	10.05
11255	SG Issuer – CKH European Put Warrants Jan 2017 C	30,000,000	2016/07/05	2017/01/05	12.60
11256	SG Issuer – HSBC European Put Warrants Jan 2017 C	100,000,000	2016/07/05	2017/01/05	15.00
11257	SG Issuer – Ping An European Warrants Jan 2017 C	120,000,000	2016/07/05	2017/01/05	30.00
11260	UBS AG – CKH European Warrants Jan 2017 A	30,000,000	2016/07/05	2017/01/10	17.22
11264	BOCI Asia Ltd. – CKH European Warrants Jan 2017 A	100,000,000	2016/07/06	2017/01/16	52.40
11269	BOCI Asia Ltd. – CNOOC European Put Warrants Nov 2017 A	100,000,000	2016/07/06	2017/11/30	15.00
11267	BOCI Asia Ltd. – HSBC European Warrants Jan 2017 A	200,000,000	2016/07/06	2017/01/10	50.00
11294	Goldman Sachs SP (Asia) – CKH European Wts Jun 2017 A	100,000,000	2016/07/06	2017/06/26	15.00
11272	Goldman Sachs SP (Asia) – China Shenhua Euro Wts Mar 2017 A	40,000,000	2016/07/06	2017/03/30	10.00
11271	Goldman Sachs SP (Asia) – Fosun Intl European Wts Aug 2017 A	40,000,000	2016/07/06	2017/08/30	10.00
11289	Goldman Sachs SP (Asia) – Galaxy Ent European Wts Jan 2017 A	80,000,000	2016/07/06	2017/01/27	20.00
11291	Goldman Sachs SP (Asia) – HS Bank European Warrants Feb 17 A	50,000,000	2016/07/06	2017/02/28	24.55
11275	HK Bank – CC Bank European Warrants Jan 2017 A	80,000,000	2016/07/06	2017/01/05	20.80
11274	HK Bank – China Mobile European Warrants Jan 2017 B	50,000,000	2016/07/06	2017/01/05	25.00
11276	HK Bank – HSCEI European Warrants Mar 2017 A	180,000,000	2016/07/06	2017/03/30	27.00
11273	HK Bank – Ping An European Warrants Jan 2017 A	80,000,000	2016/07/06	2017/01/27	12.00
11287	J P Morgan SP BV – CKI Holdings European Warrants Mar 2017 A	60,000,000	2016/07/06	2017/03/02	23.04
11279	Macquarie Bank Ltd. – Brilliance Chi Euro Wts Dec 2017 A	40,000,000	2016/07/06	2017/12/04	10.00
11281	Macquarie Bank Ltd. – Luk Fook Hold European Wts May 2017 A	40,000,000	2016/07/06	2017/05/04	10.00
11284	SG Issuer – HSBC European Warrants Jan 2017 D	100,000,000	2016/07/06	2017/01/05	32.50
11285	SG Issuer – Stanchart European Warrants Jan 2017 C	20,000,000	2016/07/06	2017/01/05	12.20
11286	SG Issuer – Tencent European Warrants Jan 2017 F	30,000,000	2016/07/06	2017/01/05	15.60
11277	UBS AG – CKI Holdings European Warrants Jan 2017 A	40,000,000	2016/07/06	2017/01/10	18.40
11278	UBS AG – HSI European Put Warrants Jan 2017 B	300,000,000	2016/07/06	2017/01/26	75.30
10406	BNP Paribas Arbit Issu B.V. – EUR/USD Euro Wts Mar 2017 A	50,000,000	2016/07/07	2017/03/24	12.50
10407	BNP Paribas Arbit Issu B.V. – EUR/USD Euro Put Wt Mar 2017 B	50,000,000	2016/07/07	2017/03/24	12.50
10404	BNP Paribas Arbit Issu B.V. – GBP/USD European Wts Mar 2017A	50,000,000	2016/07/07	2017/03/24	12.50
10405	BNP Paribas Arbit Issu B.V. – GBP/USD European Put Wt Mar17B	50,000,000	2016/07/07	2017/03/24	12.50
11311	BNP Paribas Arbit Issu B.V. – Sands China Euro Wt Feb 2017 A	40,000,000	2016/07/07	2017/02/02	10.00
10408	BNP Paribas Arbit Issu B.V. – USD/YEN Eur Put Wts Mar 2017 B	50,000,000	2016/07/07	2017/03/24	12.50
11325	Goldman Sachs SP (Asia) – Ch Comm Cons Euro Wts Jul 2017 A	60,000,000	2016/07/07	2017/07/27	10.14
11323	J P Morgan SP BV – Haitong Sec European Warrants Feb 2017 A	100,000,000	2016/07/07	2017/02/01	15.00
11296	Macquarie Bank Ltd. – China Coal European Wts Apr 2017 A	22,000,000	2016/07/07	2017/04/05	10.43
11319	Macquarie Bank Ltd. – CKP European Warrants May 2017 A	30,000,000	2016/07/07	2017/05/04	10.89
11318	Macquarie Bank Ltd. – China Mobile European Wts Feb 2017 B	35,000,000	2016/07/07	2017/02/02	10.12
11317	Macquarie Bank Ltd. – Melco Int'l Dev Euro Wts Mar 2017 A	13,000,000	2016/07/07	2017/03/17	10.01
11316	Macquarie Bank Ltd. – PetroChina European Wts Feb 2017 A	28,000,000	2016/07/07	2017/02/02	10.02
11295	Macquarie Bank Ltd. – Swire Pacific A European Wts Apr17A	16,000,000	2016/07/07	2017/04/05	10.21
11314	Macquarie Bank Ltd. – Tencent European Put Wts Feb 2017 C	10,000,000	2016/07/07	2017/02/02	10.00
11301	UBS AG – CC Bank European Put Warrants Dec 2016 B	70,000,000	2016/07/07	2016/12/22	11.13
11300	UBS AG – Link REIT European Warrants Jan 2017 A	40,000,000	2016/07/07	2017/01/10	10.16
11346	Goldman Sachs SP (Asia) – Link REIT European Wts Feb 2017 A	40,000,000	2016/07/08	2017/02/02	10.00
11329	HK Bank – China Life European Warrants Feb 2017 A	80,000,000	2016/07/08	2017/02/27	12.00

MAIN BOARD WARRANTS

Code	Derivative warrants	No. of			Amount raised (HK\$ mil.)
		issue (units)	Listing date	Expiry	
11334	HK Bank – Galaxy Ent European Warrants Jan 2017 A	50,000,000	2016/07/08	2017/01/27	12.50
11335	HK Bank – HSI European Warrants Nov 2016 B	180,000,000	2016/07/08	2016/11/29	27.00
11327	HK Bank – Stanchart European Warrants Jan 2017 A	40,000,000	2016/07/08	2017/01/27	24.00
11345	J P Morgan SP BV – HSI European Put Warrants Feb 2017 B	300,000,000	2016/07/08	2017/02/27	75.60
11338	SG Issuer – Ping An European Warrants Feb 2017 A	120,000,000	2016/07/08	2017/02/03	19.80
11340	UBS AG – AIA European Put Warrants Jan 2017 A	50,000,000	2016/07/08	2017/01/09	13.70
11343	UBS AG – Minsheng Bank European Warrants Nov 2016 A	60,000,000	2016/07/08	2016/11/25	30.12
11344	UBS AG – Tencent Holdings European Warrants Jan 2017 B	50,000,000	2016/07/08	2017/01/09	13.25
11349	BNP Paribas Arbit Issu B.V. – CC Bank Euro Wts Aug 2017 B	50,000,000	2016/07/11	2017/08/02	15.50
11350	BNP Paribas Arbit Issu B.V. – ICBC European Wts Aug 2017 B	50,000,000	2016/07/11	2017/08/02	14.00
11364	Credit Suisse AG – Tencent Holdings European Wts Sep 2017 A	100,000,000	2016/07/11	2017/09/29	17.00
11375	Goldman Sachs SP (Asia) – China Life Euro Wts Feb 2017 A	100,000,000	2016/07/11	2017/02/23	15.00
11348	Goldman Sachs SP (Asia) – PICC European Warrants Jan 2017 A	60,000,000	2016/07/11	2017/01/23	10.02
11371	Goldman Sachs SP (Asia) – Tencent European Put Wt Mar 2017 A	100,000,000	2016/07/11	2017/03/28	15.00
11367	J P Morgan SP BV – ICBC European Put Wts Feb 2017 A	100,000,000	2016/07/11	2017/02/02	25.20
11355	Macquarie Bank Ltd. – China Life European Wts Feb 2017 A	8,000,000	2016/07/11	2017/02/02	10.01
11352	Macquarie Bank Ltd. – China Mobile European Wts May 2017 B	20,000,000	2016/07/11	2017/05/05	10.52
11359	Macquarie Bank Ltd. – PICC P&C European Warrants Apr 2017 A	15,000,000	2016/07/11	2017/04/05	10.29
11358	Macquarie Bank Ltd. – Ping An European Warrants Mar 2017 C	10,000,000	2016/07/11	2017/03/02	11.27
11357	Macquarie Bank Ltd. – Tencent European Warrants Feb 2017 D	40,000,000	2016/07/11	2017/02/02	10.00
11360	UBS AG – China Overseas European Warrants Nov 2016 A	70,000,000	2016/07/11	2016/11/07	12.81
11362	UBS AG – SPDR Gold Trust European Warrants Jan 2017 A	50,000,000	2016/07/11	2017/01/10	14.40
11384	BNP Paribas Arbit Issu B.V. – HSI European Wts Nov 2016 A	100,000,000	2016/07/12	2016/11/29	15.00
11383	BNP Paribas Arbit Issu B.V. – HSI European Wts Dec 2016 D	100,000,000	2016/07/12	2016/12/29	20.00
11388	BNP Paribas Arbit Issu B.V. – HSI European Wts Jan 2017 A	100,000,000	2016/07/12	2017/01/26	19.00
11389	BNP Paribas Arbit Issu B.V. – HSI Euro Put Wts Jan 2017 B	100,000,000	2016/07/12	2017/01/26	21.00
11390	BNP Paribas Arbit Issu B.V. – HSI Euro Put Wts Jan 2017 C	100,000,000	2016/07/12	2017/01/26	16.00
11378	Credit Suisse AG – Kingsoft European Warrants Jan 2017 A	40,000,000	2016/07/12	2017/01/11	10.00
11381	Credit Suisse AG – Ping An European Warrants Feb 2017 A	80,000,000	2016/07/12	2017/02/02	12.00
11397	J P Morgan SP BV – Kingsoft European Warrants Dec 2016 A	70,000,000	2016/07/12	2016/12/29	10.50
11395	Macquarie Bank Ltd. – Bank of EA European Wts Jun 2017 A	40,000,000	2016/07/12	2017/06/02	10.00
11396	Macquarie Bank Ltd. – China Cinda European Wts Aug 2017 A	40,000,000	2016/07/12	2017/08/02	10.00
11393	Macquarie Bank Ltd. – Geely Auto European Wts Feb 2017 A	20,000,000	2016/07/12	2017/02/02	10.00
11376	Macquarie Bank Ltd. – HN Renewables European Wts Jun 2017 A	23,000,000	2016/07/12	2017/06/16	10.01
11380	SG Issuer – Kingsoft European Warrants Mar 2017 A	50,000,000	2016/07/12	2017/03/03	10.00
11405	BNP Paribas Arbit Issu B.V. – China Life Euro Wts Sep 2017 A	60,000,000	2016/07/13	2017/09/04	15.00
11416	Goldman Sachs SP (Asia) – HSI European Warrants Jan 2017 A	200,000,000	2016/07/13	2017/01/26	30.00
11417	Goldman Sachs SP (Asia) – HSI European Put Wts Jan 2017 B	200,000,000	2016/07/13	2017/01/26	30.00
11414	J P Morgan SP BV – GAC European Warrants Aug 2017 A	100,000,000	2016/07/13	2017/08/24	17.70
11415	J P Morgan SP BV – SMIC European Wts Dec 2018 A	100,000,000	2016/07/13	2018/12/31	25.20
11398	Macquarie Bank Ltd. – AIA European Warrants Feb 2017 A	26,000,000	2016/07/13	2017/02/02	10.14
11399	Macquarie Bank Ltd. – CC Bank European Warrants Jan 2017 B	20,000,000	2016/07/13	2017/01/04	10.12
11404	Macquarie Bank Ltd. – Kingsoft European Warrants Feb 2017 B	34,000,000	2016/07/13	2017/02/02	10.03
11406	SG Issuer – BYD European Warrants Feb 2017 A	20,000,000	2016/07/13	2017/02/03	10.00

MAIN BOARD WARRANTS

Code	Derivative warrants	No. of			Amount raised (HK\$ mil.)
		issue (units)	Listing date	Expiry	
11411	SG Issuer – CP&CC European Warrants Feb 2017 A	60,000,000	2016/07/13	2017/02/03	21.00
11409	SG Issuer – GAC European Warrants Mar 2018 A	80,000,000	2016/07/13	2018/03/05	20.00
11410	SG Issuer – KECL European Warrants Feb 2017 A	17,000,000	2016/07/13	2017/02/03	10.03
11412	SG Issuer – SHK P European Warrants Feb 2017 A	30,000,000	2016/07/13	2017/02/03	10.05
11436	BOCI Asia Ltd. – China Life European Warrants Mar 2017 A	200,000,000	2016/07/14	2017/03/03	33.00
11441	BOCI Asia Ltd. – Galaxy Ent European Put Warrants Mar 2017 A	100,000,000	2016/07/14	2017/03/10	27.70
11433	BOCI Asia Ltd. – Tencent Holdings European Wts Sep 2017 A	200,000,000	2016/07/14	2017/09/29	35.80
11435	BOCI Asia Ltd. – Tencent Holdings European Put Wts Mar 2017 A	100,000,000	2016/07/14	2017/03/31	17.10
11451	BNP Paribas Arbit Issu B.V. – BOCL European Wts Jun 2017 A	50,000,000	2016/07/14	2017/06/02	13.50
11463	Credit Suisse AG – Link REIT European Warrants Jan 2017 A	40,000,000	2016/07/14	2017/01/13	10.00
11460	Credit Suisse – SPDR Gold Trust European Warrants Jan 2017 A	20,000,000	2016/07/14	2017/01/13	10.00
11459	Credit Suisse AG – Zijin Mining European Warrants Jan 2017 A	40,000,000	2016/07/14	2017/01/13	10.00
11471	Bank of East Asia – Kingsoft European Warrants Mar 2017 A	40,000,000	2016/07/14	2017/03/21	10.00
11469	Bank of East Asia – PICC European Warrants Mar 2017 A	70,000,000	2016/07/14	2017/03/10	10.50
11450	HK Bank – Sinopec Corp European Warrants Jan 2017 A	60,000,000	2016/07/14	2017/01/27	18.00
11443	HK Bank – China Shenhua European Warrants Jul 2017 A	80,000,000	2016/07/14	2017/07/31	20.00
11445	HK Bank – PICC European Warrants Jan 2017 A	80,000,000	2016/07/14	2017/01/26	12.00
11449	HK Bank – Zijin Mining European Warrants Jan 2017 A	50,000,000	2016/07/14	2017/01/27	17.50
11432	Haitong Int'l Sec – China Life European Warrants Sep 2017 A	100,000,000	2016/07/14	2017/09/29	25.00
11429	Haitong Int'l Sec – CNOOC European Warrants Mar 2017 A	50,000,000	2016/07/14	2017/03/31	22.50
11419	Haitong Int'l Sec – Sinopec Corp European Wts Mar 2017 A	50,000,000	2016/07/14	2017/03/31	16.85
11420	Haitong Int'l Sec – HKEX European Warrants Dec 2017 A	80,000,000	2016/07/14	2017/12/29	20.08
11418	Haitong Int'l Sec – HSBC European Warrants Mar 2017 A	50,000,000	2016/07/14	2017/03/31	12.50
11431	Haitong Int'l Sec – PetroChina European Warrants Mar 2017 A	50,000,000	2016/07/14	2017/03/31	14.40
11430	Haitong Int'l Sec – Ping An European Warrants Jan 2017 A	100,000,000	2016/07/14	2017/01/18	15.00
11424	Haitong Int'l Sec – Tencent European Warrants May 2017 A	80,000,000	2016/07/14	2017/05/26	12.00
11427	Haitong Int'l Sec – Tencent European Warrants Jul 2017 A	100,000,000	2016/07/14	2017/07/25	15.00
11477	J P Morgan SP BV – CC Bank Euro Put Wts Jan 2017 B	100,000,000	2016/07/14	2017/01/27	25.40
11476	J P Morgan SP BV – HSI European Put Warrants Jan 2017 C	300,000,000	2016/07/14	2017/01/26	45.30
11452	Macquarie Bank Ltd. – BYD European Warrants Mar 2017 A	13,000,000	2016/07/14	2017/03/02	10.01
11454	Macquarie Bank Ltd. – Dongfeng Motor European Wts Jan 2018 A	40,000,000	2016/07/14	2018/01/03	10.00
11457	Macquarie Bank Ltd. – GAC European Wts Sep 2017 A	50,000,000	2016/07/14	2017/09/04	10.00
11458	Macquarie Bank Ltd. – Link REIT European Warrants Mar 2017 A	40,000,000	2016/07/14	2017/03/20	10.00
11464	SG Issuer – CRCC European Warrants Oct 2017 A	80,000,000	2016/07/14	2017/10/06	18.00
11468	SG Issuer – Zijin Mining European Warrants Feb 2017 A	26,000,000	2016/07/14	2017/02/03	10.01
11474	UBS AG – Tencent Holdings European Warrants Dec 2016 E	50,000,000	2016/07/14	2016/12/23	46.70
11483	Goldman Sachs SP (Asia) – Zijin Mining European Wts Jan17A	30,000,000	2016/07/15	2017/01/16	10.02
11485	J P Morgan SP BV – Yanzhou Coal European Warrants Dec 2017 A	100,000,000	2016/07/15	2017/12/22	17.40
11484	Macquarie Bank Ltd. – CITIC Sec European Warrants Mar 2017 A	40,000,000	2016/07/15	2017/03/02	10.00
11482	Macquarie Bank Ltd. – CKH European Warrants Mar 2017 A	21,000,000	2016/07/15	2017/03/02	10.02
11486	UBS AG – Galaxy Ent European Put Warrants Jan 2017 A	60,000,000	2016/07/15	2017/01/16	15.00
27394 #	J P Morgan SP BV – HSI European Put Warrants Oct 2016 E	300,000,000	2016/07/15	2016/10/28	19.50
10409	BNP Paribas Arbit Issu B.V. – Gold European Wts Mar 2017 A	50,000,000	2016/07/18	2017/03/24	12.50
10410	BNP Paribas Arbit Issu B.V. – Gold European Put Wts Mar 17 B	50,000,000	2016/07/18	2017/03/24	12.50

MAIN BOARD WARRANTS

Code	Derivative warrants	No. of			Amount raised (HK\$ mil.)
		issue (units)	Listing date	Expiry	
11499	BNP Paribas Arbit Issu B.V. – HSBC European Wts Dec 2017 A	50,000,000	2016/07/18	2017/12/04	14.00
11488	Goldman Sachs SP (Asia) – AIA European Warrants Dec 2016 A	70,000,000	2016/07/18	2016/12/23	10.50
11490	Goldman Sachs SP (Asia) – Kingsoft European Wts Nov 2016 B	60,000,000	2016/07/18	2016/11/28	10.02
11500	Macquarie Bank Ltd. – Sands China European Wts Nov 2016 B	43,000,000	2016/07/18	2016/11/02	10.02
11502	Macquarie Bank Ltd. – Sands China European Put Wts Mar 2017 A	40,000,000	2016/07/18	2017/03/02	10.00
11491	Macquarie Bank Ltd. – Tencent European Warrants Feb 2017 E	10,000,000	2016/07/18	2017/02/02	16.07
11494	SG Issuer – HS H-SHARE European Warrants Feb 2017 A	50,000,000	2016/07/18	2017/02/03	30.00
11496	SG Issuer – Ping An European Put Warrants Jan 2017 D	120,000,000	2016/07/18	2017/01/05	26.40
11497	SG Issuer – Weichai Power European Warrants Nov 2017 A	80,000,000	2016/07/18	2017/11/03	20.00
11506	UBS AG – Sands China European Put Warrants Nov 2016 A	70,000,000	2016/07/18	2016/11/25	10.50
11504	UBS AG – Zijin Mining European Warrants Jan 2017 A	40,000,000	2016/07/18	2017/01/17	10.96
11525	Credit Suisse AG – HSBC European Put Warrants Jan 2017 B	50,000,000	2016/07/19	2017/01/04	11.50
11543	Goldman Sachs SP (Asia) – CHALCO European Wts Jan 2017 A	30,000,000	2016/07/19	2017/01/26	10.02
11540	Goldman Sachs SP (Asia) – Ch Overseas European Wts Dec 2016 A	50,000,000	2016/07/19	2016/12/30	10.00
11512	Goldman Sachs SP (Asia) – China Tel European Wts Feb 2017 A	60,000,000	2016/07/19	2017/02/02	15.00
11538	Goldman Sachs SP (Asia) – A50 China European Wts Feb 2017 A	50,000,000	2016/07/19	2017/02/28	12.50
11507	Goldman Sachs SP (Asia) – HSBC European Put Wts Dec 2016 D	70,000,000	2016/07/19	2016/12/23	10.50
11536	Goldman Sachs SP (Asia) – NCI European Warrants Jun 2017 A	40,000,000	2016/07/19	2017/06/29	11.12
11547	J P Morgan SP BV – HSI European Warrants Apr 2017 A	300,000,000	2016/07/19	2017/04/27	75.30
11517	Macquarie Bank Ltd. – Fosun Intl European Warrants Dec 2017 A	40,000,000	2016/07/19	2017/12/04	10.00
11516	Macquarie Bank Ltd. – Li & Fung European Warrants May 2017 A	40,000,000	2016/07/19	2017/05/04	10.00
11513	Macquarie Bank Ltd. – PICC Group European Wts Mar 2017 A	25,000,000	2016/07/19	2017/03/02	10.00
11515	Macquarie Bank Ltd. – Ping An European Warrants May 2017 A	40,000,000	2016/07/19	2017/05/04	10.00
11518	SG Issuer – CCoal European Warrants Feb 2017 A	20,000,000	2016/07/19	2017/02/03	10.60
11519	SG Issuer – HSI European Warrants Jan 2017 D	150,000,000	2016/07/19	2017/01/26	25.50
11520	SG Issuer – Kingsoft European Warrants Jan 2017 B	60,000,000	2016/07/19	2017/01/05	10.20
11521	SG Issuer – NewWorld Dev Eu Wt Mar 2017 A	20,000,000	2016/07/19	2017/03/03	10.00
11523	SG Issuer – Yanzhou Coal Eu Wt Jan 2018 A	120,000,000	2016/07/19	2018/01/04	18.00
11530	UBS AG – Link REIT European Put Warrants Jan 2017 B	40,000,000	2016/07/19	2017/01/18	10.00
11533	UBS AG – Tencent Holdings European Put Warrants Dec 2016 F	20,000,000	2016/07/19	2016/12/02	10.02
11535	UBS AG – Tencent Holdings European Put Warrants Jan 2017 C	200,000,000	2016/07/19	2017/01/18	50.00
26944 *	J P Morgan SP BV – Tencent European Put Warrants Dec 2016 F	250,000,000	2016/07/19	2016/12/02	10.00
11583	Goldman Sachs SP (Asia) – AIA European Warrants Nov 2016 B	80,000,000	2016/07/20	2016/11/28	12.00
11550	Goldman Sachs SP (Asia) – CC Bank Euro Put Wts Jan 2017 B	80,000,000	2016/07/20	2017/01/27	20.24
11551	Goldman Sachs SP (Asia) – HSI European Put Wts Feb 2017 A	200,000,000	2016/07/20	2017/02/27	30.00
11549	Goldman Sachs SP (Asia) – SHK Ppt European Put Wt Mar 2017 A	40,000,000	2016/07/20	2017/03/30	15.16
11559	HK Bank – CRRC European Warrants Sep 2017 A	80,000,000	2016/07/20	2017/09/25	12.00
11561	HK Bank – China Tel European Warrants Jan 2017 A	50,000,000	2016/07/20	2017/01/27	12.50
11570	HK Bank – HSI European Warrants Jan 2017 B	100,000,000	2016/07/20	2017/01/26	25.00
11568	HK Bank – HSI European Put Warrants Nov 2016 C	180,000,000	2016/07/20	2016/11/29	27.00
11562	HK Bank – HSI European Put Warrants Jan 2017 A	180,000,000	2016/07/20	2017/01/26	30.60
11558	HK Bank – Tencent European Warrants Oct 2016 A	40,000,000	2016/07/20	2016/10/31	16.00
11580	J P Morgan SP BV – Anhui Conch European Warrants Apr 2017 A	80,000,000	2016/07/20	2017/04/28	20.08
11579	J P Morgan SP BV – Galaxy Ent European Put Wts Feb 2017 A	100,000,000	2016/07/20	2017/02/01	25.00

MAIN BOARD WARRANTS

Code	Derivative warrants	No. of			Amount raised (HK\$ mil.)
		issue (units)	Listing date	Expiry	
11582	J P Morgan SP BV – HSI European Put Warrants Jan 2017 D	300,000,000	2016/07/20	2017/01/26	52.80
11578	J P Morgan SP BV – Ping An European Warrants Jan 2017 A	100,000,000	2016/07/20	2017/01/16	15.10
11553	Macquarie Bank Ltd. – China COSCO European Wts May 2017 A	20,000,000	2016/07/20	2017/05/04	10.00
11555	Macquarie Bank Ltd. – CKI Holdings European Warrants Mar17 A	22,000,000	2016/07/20	2017/03/02	10.14
11556	Macquarie Bank Ltd. – PetroChina European Put Warrants Feb17B	27,000,000	2016/07/20	2017/02/02	10.02
11576	UBS AG – ICBC European Put Warrants Jan 2017 A	70,000,000	2016/07/20	2017/01/19	17.71
11577	UBS AG – PetroChina European Warrants Dec 2016 A	50,000,000	2016/07/20	2016/12/21	12.60
11594	BNP Paribas Arbit Issu B.V. – HSBC European Wts Apr 2017 A	50,000,000	2016/07/21	2017/04/05	12.50
11587	BNP Paribas Arbit Issu B.V. – HSI Euro Put Wts Nov 2016 B	100,000,000	2016/07/21	2016/11/29	15.00
11589	BNP Paribas Arbit Issu B.V. – Lenovo European Wts Jun 2017 A	40,000,000	2016/07/21	2017/06/02	17.60
11593	BNP Paribas Arbit Issu B.V. – Stanchart Euro Wts Feb 2017 A	40,000,000	2016/07/21	2017/02/02	16.40
11592	Credit Suisse AG – China Shenhua European Wts Jun 2017 A	50,000,000	2016/07/21	2017/06/09	12.50
11591	Credit Suisse AG – Greatwall Motor European Wts Feb 2017 A	70,000,000	2016/07/21	2017/02/27	10.50
11601	J P Morgan SP BV – Sinopec Corp Eu Put Wt Jan 2017 B	100,000,000	2016/07/21	2017/01/27	29.50
11600	J P Morgan SP BV – Fosun Intl European Warrants Feb 2017 A	70,000,000	2016/07/21	2017/02/21	10.50
11599	J P Morgan SP BV – SPDR Gold Trust European Wts Dec 2016 A	30,000,000	2016/07/21	2016/12/07	10.62
11586	Macquarie Bank Ltd. – China EB Ltd Euro Warrants Jul 2017 A	40,000,000	2016/07/21	2017/07/04	10.00
11596	Macquarie Bank Ltd. – Ch Southern Air Euro Wts Jun 2019 A	40,000,000	2016/07/21	2019/06/04	10.00
11585	SG Issuer – KECL European Warrants Jul 2018 A	100,000,000	2016/07/21	2018/07/05	16.00
11605	BOCI Asia Ltd. – HSBC European Warrants Jan 2017 B	200,000,000	2016/07/22	2017/01/03	32.00
11607	BOCI Asia Ltd. – HSI European Warrants Mar 2017 A	100,000,000	2016/07/22	2017/03/30	16.00
11608	BOCI Asia Ltd. – HSI European Put Warrants Jan 2017 A	100,000,000	2016/07/22	2017/01/26	15.00
11619	Credit Suisse AG – AIA European Put Warrants Dec 2016 B	70,000,000	2016/07/22	2016/12/01	10.50
11621	Credit Suisse AG – CC Bank European Warrants Feb 2017 A	50,000,000	2016/07/22	2017/02/06	12.50
11610	Credit Suisse AG – Tencent Holdings European Wts Jan 2017 A	50,000,000	2016/07/22	2017/01/04	16.00
11611	Credit Suisse AG – Tencent Holdings Euro Put Wts Apr 2017 C	90,000,000	2016/07/22	2017/04/05	22.50
11602	Goldman Sachs SP (Asia) – HSI European Warrants Dec 2016 E	200,000,000	2016/07/22	2016/12/29	30.00
11638	Goldman Sachs SP (Asia) – HSI European Put Wts Jan 2017 C	200,000,000	2016/07/22	2017/01/26	31.80
11647	Goldman Sachs SP (Asia) – Stanchart European Wts Dec 2016 A	40,000,000	2016/07/22	2016/12/28	14.72
11640	J P Morgan SP BV – China Mob European Wts Jan 2017 B	100,000,000	2016/07/22	2017/01/27	29.40
11643	J P Morgan SP BV – China Mob European Put Wts Jun 2018 A	200,000,000	2016/07/22	2018/06/29	30.00
11644	J P Morgan SP BV – China Shenhua European Wts May 2017 A	80,000,000	2016/07/22	2017/05/19	20.16
11645	J P Morgan SP BV – HSI European Put Warrants Mar 2017 B	300,000,000	2016/07/22	2017/03/30	75.00
11622	SG Issuer – Tencent European Put Warrants Jan 2017 G	30,000,000	2016/07/22	2017/01/05	25.80
11636	UBS AG – BYD European Warrants Jan 2017 A	20,000,000	2016/07/22	2017/01/23	12.76
11629	UBS AG – CC Bank European Warrants Jan 2017 A	70,000,000	2016/07/22	2017/01/23	18.41
11628	UBS AG – HSCEI European Put Warrants Dec 2016 E	100,000,000	2016/07/22	2016/12/29	15.60
11623	UBS AG – HSI European Warrants Jan 2017 C	300,000,000	2016/07/22	2017/01/26	75.00
11625	UBS AG – HSI European Put Warrants Jan 2017 D	300,000,000	2016/07/22	2017/01/26	58.20
11633	UBS AG – Tencent Holdings European Warrants Dec 2016 G	50,000,000	2016/07/22	2016/12/28	10.85
11652	Credit Suisse AG – Geely Auto European Warrants Jan 2017 A	40,000,000	2016/07/25	2017/01/24	13.20
11653	Credit Suisse AG – Sino Biopharm European Wts Jan 2017 A	20,000,000	2016/07/25	2017/01/24	17.60
11656	Goldman Sachs SP (Asia) – China Life Euro Wts Dec 2016 C	80,000,000	2016/07/25	2016/12/28	12.00
11664	Goldman Sachs SP (Asia) – China Mobile Euro Wts Dec 2016 A	60,000,000	2016/07/25	2016/12/20	10.08

MAIN BOARD WARRANTS

Code	Derivative warrants	No. of			Amount raised (HK\$ mil.)
		issue (units)	Listing date	Expiry	
11662	Goldman Sachs SP (Asia) – Tencent European Wt Dec 2016 G	60,000,000	2016/07/25	2016/12/21	24.90
11657	J P Morgan SP BV – Henderson Land Dev European Wt Jan 2017 A	60,000,000	2016/07/25	2017/01/27	15.30
11658	J P Morgan SP BV – HSCEI European Put Warrants Dec 2016 D	200,000,000	2016/07/25	2016/12/29	33.80
11648	Macquarie Bank Ltd. – BYD European Warrants Feb 2017 B	15,000,000	2016/07/25	2017/02/02	10.01
11649	Macquarie Bank Ltd. – Sinopec Corp European Wts Mar 2017 B	30,000,000	2016/07/25	2017/03/02	10.77
11650	Macquarie Bank Ltd. – Henderson Land Dev Euro Wts Feb 2017 A	40,000,000	2016/07/25	2017/02/02	10.08
11654	SG Issuer – China Life European Warrants Jan 2017 A	150,000,000	2016/07/25	2017/01/05	22.50
11655	SG Issuer – Tencent European Put Warrants Apr 2017 B	300,000,000	2016/07/25	2017/04/06	45.00
11661	UBS AG – AIA European Warrants Nov 2016 B	100,000,000	2016/07/25	2016/11/28	15.10
11659	UBS AG – CKH European Put Warrants Jan 2017 B	20,000,000	2016/07/25	2017/01/24	10.04
11660	UBS AG – HSI European Warrants Oct 2016 D	300,000,000	2016/07/25	2016/10/28	45.60
11689	BOCI Asia Ltd. – Ping An European Warrants Jan 2017 B	200,000,000	2016/07/26	2017/01/27	45.80
11688	BOCI Asia Ltd. – Tencent Holdings European Wts Dec 2016 F	200,000,000	2016/07/26	2016/12/09	89.60
11687	BOCI Asia Ltd. – Tencent Holdings European Wts Sep 2017 B	200,000,000	2016/07/26	2017/09/29	50.00
11711	BNP Paribas Arbit Issu B.V. – CKP European Wts Mar 2017 A	40,000,000	2016/07/26	2017/03/02	16.80
11707	BNP Paribas Arbit Issu B.V. – HS H-SHARE Euro Wts Feb 2017 A	40,000,000	2016/07/26	2017/02/02	14.40
11709	BNP Paribas Arbit Issu B.V. – SHK Ppt Euro Wts Apr 2017 A	40,000,000	2016/07/26	2017/04/05	18.40
11665	Credit Suisse AG – China Life European Warrants Dec 2016 A	90,000,000	2016/07/26	2016/12/21	13.50
11703	Goldman Sachs SP (Asia) – CITIC European Warrants Dec 2017 A	70,000,000	2016/07/26	2017/12/20	10.50
11702	Goldman Sachs SP (Asia) – CPIC European Warrants May 2017 A	50,000,000	2016/07/26	2017/05/29	12.50
11682	Haitong Int'l Sec – BOC HK European Warrants Mar 2017 A	50,000,000	2016/07/26	2017/03/30	12.50
11681	Haitong Int'l Sec – BOC HK European Put Warrants Jun 2017 A	50,000,000	2016/07/26	2017/06/30	12.85
11684	Haitong Int'l Sec – BOCL European Warrants Dec 2016 A	70,000,000	2016/07/26	2016/12/28	10.50
11677	Haitong Int'l Sec – BYD European Warrants Dec 2018 A	70,000,000	2016/07/26	2018/12/31	17.50
11671	Haitong Int'l Sec – CC Bank European Warrants Feb 2017 A	50,000,000	2016/07/26	2017/02/01	12.85
11673	Haitong Int'l Sec – CC Bank European Warrants Sep 2017 A	50,000,000	2016/07/26	2017/09/29	13.40
11674	Haitong Int'l Sec – China Mobile European Warrants Jun 2017A	50,000,000	2016/07/26	2017/06/30	12.80
11675	Haitong Int'l Sec – China Mobile European Put Wts Jun 2017 B	50,000,000	2016/07/26	2017/06/30	13.75
11668	Haitong Int'l Sec – HKEX European Put Warrants May 2017 A	80,000,000	2016/07/26	2017/05/25	12.00
11666	Haitong Int'l Sec – HSBC European Put Warrants Jun 2017 A	50,000,000	2016/07/26	2017/06/30	13.90
11667	Haitong Int'l Sec – PWR Assets European Put Wts May 2017 A	40,000,000	2016/07/26	2017/05/25	13.76
11716	J P Morgan SP BV – CM Bank European Warrants Jun 2017 A	100,000,000	2016/07/26	2017/06/02	25.10
11715	J P Morgan SP BV – HSI European Warrants Feb 2017 C	300,000,000	2016/07/26	2017/02/27	75.00
11713	Macquarie Bank Ltd. – AAC Acoustic European Wts Jun 2017 A	9,500,000	2016/07/26	2017/06/16	10.00
11712	Macquarie Bank Ltd. – AIA European Warrants Feb 2017 B	40,000,000	2016/07/26	2017/02/02	10.20
11686	Macquarie Bank Ltd. – CSOP A50 ETF European Wts Oct 2018 A	45,000,000	2016/07/26	2018/10/03	10.04
11698	SG Issuer – BOCL European Warrants Jan 2017 A	100,000,000	2016/07/26	2017/01/05	16.50
11695	SG Issuer – CITIC Sec European Warrants Mar 2017 A	50,000,000	2016/07/26	2017/03/03	10.00
11692	SG Issuer – China Life European Warrants Oct 2017 A	150,000,000	2016/07/26	2017/10/06	32.25
11700	SG Issuer – HLand European Warrants Feb 2017 A	30,000,000	2016/07/26	2017/02/03	10.05
11697	SG Issuer – Ping An European Warrants Jan 2017 E	120,000,000	2016/07/26	2017/01/05	18.60
11690	SG Issuer – Tracker Fund European Warrants Jan 2018 A	100,000,000	2016/07/26	2018/01/04	16.50
11729	Credit Suisse AG – HKEX European Warrants Apr 2017 A	150,000,000	2016/07/27	2017/04/05	37.50
11732	Credit Suisse AG – HSI European Put Warrants Jan 2017 A	120,000,000	2016/07/27	2017/01/26	18.00

MAIN BOARD WARRANTS

Code	Derivative warrants	No. of			Amount raised (HK\$ mil.)
		issue (units)	Listing date	Expiry	
11724	Goldman Sachs SP (Asia) – HSBC European Warrants Dec 2016 E	80,000,000	2016/07/27	2016/12/23	12.00
11725	Goldman Sachs SP (Asia) – HSBC European Warrants Mar 2017 A	70,000,000	2016/07/27	2017/03/29	10.50
11726	Goldman Sachs Sp (Asia) – ICBC European Warrants Feb 2017 A	70,000,000	2016/07/27	2017/02/23	10.50
11717	HK Bank – AIA European Warrants Nov 2016 B	80,000,000	2016/07/27	2016/11/30	12.00
11719	HK Bank – AIA European Put Warrants Dec 2016 A	70,000,000	2016/07/27	2016/12/30	10.50
11721	HK Bank – CSOP A50 ETF European Warrants Sep 2018 A	100,000,000	2016/07/27	2018/09/27	15.00
11723	HK Bank – ICBC European Warrants Jan 2017 A	80,000,000	2016/07/27	2017/01/26	14.40
11722	HK Bank – ICBC European Warrants Jul 2017 A	60,000,000	2016/07/27	2017/07/31	19.20
11746	J P Morgan SP BV – AIA European Warrants Jan 2017 A	100,000,000	2016/07/27	2017/01/27	25.10
11745	J P Morgan SP BV – HSI European Warrants Jan 2017 E	300,000,000	2016/07/27	2017/01/26	75.00
11743	Macquarie Bank Ltd. – Lenovo European Warrants Feb 2017 B	30,000,000	2016/07/27	2017/02/02	10.02
11748	SG Issuer – CCB European Put Warrants Mar 2017 B	50,000,000	2016/07/27	2017/03/03	12.50
11750	SG Issuer – CP&CC European Put Warrants Mar 2017 A	50,000,000	2016/07/27	2017/03/03	16.50
11733	UBS AG – Geely Auto European Warrants Jan 2017 A	40,000,000	2016/07/27	2017/01/26	20.24
11734	UBS AG – Galaxy Ent European Warrants Jan 2017 B	70,000,000	2016/07/27	2017/01/26	17.64
11740	UBS AG – Lenovo European Warrants Jan 2017 A	30,000,000	2016/07/27	2017/01/26	10.02
11738	UBS AG – Sands China European Warrants Dec 2016 A	70,000,000	2016/07/27	2016/12/28	14.00
11757	BNP Paribas Arbit Issu B.V. – HSI European Wts May 2017 A	100,000,000	2016/07/28	2017/05/29	19.00
11758	BNP Paribas Arbit Issu B.V. – HSI Euro Put Wts Feb 2017 E	100,000,000	2016/07/28	2017/02/27	25.00
11764	Credit Suisse AG – China Mobile European Put Wts Feb 2017 A	40,000,000	2016/07/28	2017/02/03	12.40
11756	HK Bank – HSCEI European Put Warrants Dec 2016 F	180,000,000	2016/07/28	2016/12/29	28.80
11755	HK Bank – HSI European Warrants Feb 2017 A	180,000,000	2016/07/28	2017/02/27	45.00
11754	HK Bank – HSI European Put Warrants Jan 2017 C	180,000,000	2016/07/28	2017/01/26	27.00
11753	HK Bank – Tencent European Warrants Dec 2016 D	40,000,000	2016/07/28	2016/12/28	20.00
11768	J P Morgan SP BV – China Mob European Wts Dec 2016 D	100,000,000	2016/07/28	2016/12/02	24.40
11772	J P Morgan SP BV – HSI European Warrants Mar 2017 C	300,000,000	2016/07/28	2017/03/30	75.30
11767	J P Morgan SP BV – HSI European Put Warrants Feb 2017 D	300,000,000	2016/07/28	2017/02/27	75.60
11770	J P Morgan SP BV – ICBC European Warrants Jan 2017 A	100,000,000	2016/07/28	2017/01/27	20.20
11766	Macquarie Bank Ltd. – CGS European Warrants Aug 2018 A	40,000,000	2016/07/28	2018/08/02	10.00
11763	Macquarie Bank Ltd. – China Shenhua European Wts Nov 2017 A	40,000,000	2016/07/28	2017/11/02	10.00
11761	Macquarie Bank Ltd. – Haitong Sec European Wts Sep 2017 A	40,000,000	2016/07/28	2017/09/04	10.00
11752	Macquarie Bank Ltd. – SHK Ppt European Put Wts Mar 2017 A	24,000,000	2016/07/28	2017/03/02	10.25
11781	UBS AG – CKP European Warrants Feb 2017 A	70,000,000	2016/07/28	2017/02/01	27.65
11777	UBS AG – China Mobile European Warrants Nov 2016 B	100,000,000	2016/07/28	2016/11/25	23.30
11779	UBS AG – China Mobile European Put Warrants Jun 2018 A	200,000,000	2016/07/28	2018/06/26	30.40
11784	UBS AG – HSI European Put Warrants Jan 2017 E	300,000,000	2016/07/28	2017/01/26	45.90
11773	UBS AG – Tencent Holdings European Warrants Nov 2016 B	50,000,000	2016/07/28	2016/11/25	15.65
11792	BOCI Asia Ltd. – AIA European Warrants Feb 2017 A	200,000,000	2016/07/29	2017/02/06	53.00
11793	BOCI Asia Ltd. – AIA European Put Warrants Feb 2017 B	100,000,000	2016/07/29	2017/02/13	25.00
11790	BOCI Asia Ltd. – China Mobile European Warrants Feb 2017 A	200,000,000	2016/07/29	2017/02/10	100.00
11791	BOCI Asia Ltd. – SHK Ppt European Warrants Feb 2017 A	100,000,000	2016/07/29	2017/02/20	48.00
11799	J P Morgan SP BV – AAC Acoustic European Warrants Aug 2018 A	80,000,000	2016/07/29	2018/08/02	20.16
11805	J P Morgan SP BV – Air China European Warrants Nov 2017 A	80,000,000	2016/07/29	2017/11/30	12.08
11804	J P Morgan SP BV – Ali Health European Warrants Apr 2017 A	40,000,000	2016/07/29	2017/04/25	10.96

MAIN BOARD WARRANTS

Code	Derivative warrants	No. of			Amount raised (HK\$ mil.)
		issue (units)	Listing date	Expiry	
11808	J P Morgan SP BV – China Everbright European Wts Jun 2017 A	50,000,000	2016/07/29	2017/06/27	10.80
11801	J P Morgan SP BV – China Mob European Put Wts Feb 2017 A	100,000,000	2016/07/29	2017/02/01	31.80
11806	J P Morgan SP BV – Ch Oilfield Euro Wts Nov 2017 A	60,000,000	2016/07/29	2017/11/28	11.04
11813	J P Morgan SP BV – Ch Overseas European Warrants Jan 2017 A	100,000,000	2016/07/29	2017/01/04	16.70
11798	J P Morgan SP BV – Minth Group European Warrants Feb 2017 A	40,000,000	2016/07/29	2017/02/01	14.72
11800	J P Morgan SP BV – Sunny Optical European Warrants Feb 2017A	40,000,000	2016/07/29	2017/02/28	19.64
11787	SG Issuer – CMB European Warrants Sep 2017 A	100,000,000	2016/07/29	2017/09/05	25.00
11789	SG Issuer – Ch Mob European Warrants Feb 2017 A	80,000,000	2016/07/29	2017/02/03	20.00
11795	SG Issuer – CMob European Put Warrants Jul 2018 A	500,000,000	2016/07/29	2018/07/05	75.00
11797	UBS AG – HSI European Put Warrants Feb 2017 A	300,000,000	2016/07/29	2017/02/27	77.70
11816	Credit Suisse AG – Henganintl European Warrants Feb 2017 A	25,000,000	2016/08/01	2017/02/03	15.00
11817	Credit Suisse AG – Huaneng Power European Warrants Feb 2017A	25,000,000	2016/08/01	2017/02/03	11.50
11832	J P Morgan SP BV – Tencent European Warrants Jan 2017 A	100,000,000	2016/08/01	2017/01/03	34.60
11836	J P Morgan SP BV – Tencent European Put Warrants Jan 2017 B	200,000,000	2016/08/01	2017/01/11	30.20
11818	Macquarie Bank Ltd. – Dongfeng Motor European Wts Dec 2017 A	40,000,000	2016/08/01	2017/12/04	10.00
11820	Macquarie Bank Ltd. – GAC European Wts Nov 2017 A	40,000,000	2016/08/01	2017/11/02	10.00
11823	Macquarie Bank Ltd. – Tencent European Warrants Mar 2017 A	40,000,000	2016/08/01	2017/03/02	10.00
11814	SG Issuer – GWMC European Warrants Mar 2017 A	100,000,000	2016/08/01	2017/03/03	15.00
11829	UBS AG – HKEX European Warrants Nov 2016 C	50,000,000	2016/08/01	2016/11/25	11.75
11831	UBS AG – HKEX European Put Warrants Nov 2016 D	100,000,000	2016/08/01	2016/11/25	15.00
11828	UBS AG – HSBC European Put Warrants Nov 2016 F	100,000,000	2016/08/01	2016/11/01	15.60
11824	UBS AG – ICBC European Warrants Feb 2017 A	70,000,000	2016/08/01	2017/02/23	10.50
11837	BOCI Asia Ltd. – CC Bank European Put Warrants Jan 2017 B	100,000,000	2016/08/02	2017/01/27	17.10
11838	BOCI Asia Ltd. – ICBC European Put Warrants Feb 2017 B	100,000,000	2016/08/02	2017/02/02	15.20
11862	J P Morgan SP BV – Galaxy Ent European Put Wts Feb 2017 B	100,000,000	2016/08/02	2017/02/03	25.10
11866	J P Morgan SP BV – Sands China European Warrants Apr 2017 B	100,000,000	2016/08/02	2017/04/28	25.10
11867	J P Morgan SP BV – Sands China European Put Wts Feb 2017 A	100,000,000	2016/08/02	2017/02/28	25.30
11868	J P Morgan SP BV – Wynn Macau European Warrants Apr 2017 A	80,000,000	2016/08/02	2017/04/28	15.28
11845	Macquarie Bank Ltd. – CNOOC European Warrants Mar 2017 A	40,000,000	2016/08/02	2017/03/02	10.00
11844	Macquarie Bank Ltd. – CNOOC European Put Warrants May 2017 A	12,000,000	2016/08/02	2017/05/02	10.06
11843	Macquarie Bank Ltd. – Geely Auto European Wts Feb 2017 B	40,000,000	2016/08/02	2017/02/02	10.00
11849	Macquarie Bank Ltd. – Galaxy Ent European Wts Jan 2017 A	51,000,000	2016/08/02	2017/01/04	10.05
11850	Macquarie Bank Ltd. – Sands China European Put Wts Feb 2017 B	40,000,000	2016/08/02	2017/02/02	10.00
11842	Macquarie Bank Ltd. – Wynn Macau European Wts Oct 2017 A	40,000,000	2016/08/02	2017/10/04	10.00
11851	SG Issuer – AIA European Warrants May 2017 A	100,000,000	2016/08/02	2017/05/05	25.00
11853	SG Issuer – Galaxy European Put Warrants Feb 2017 A	80,000,000	2016/08/02	2017/02/03	20.00
11840	SG Issuer – HS H-SHARE European Warrants Feb 2017 B	50,000,000	2016/08/02	2017/02/03	12.50
11855	SG Issuer – Sands Ch Eu Put Wt Jan 2017 B	80,000,000	2016/08/02	2017/01/05	12.00
11839	SG Issuer – Tencent European Put Warrants Feb 2017 C	300,000,000	2016/08/02	2017/02/03	75.00
11860	UBS AG – Evergrande European Warrants Feb 2017 A	20,000,000	2016/08/02	2017/02/01	12.08
11859	UBS AG – Galaxy Ent European Warrants Dec 2016 A	70,000,000	2016/08/02	2016/12/21	10.57
11858	UBS AG – Sands China European Warrants Dec 2016 B	70,000,000	2016/08/02	2016/12/21	13.44
11857	UBS AG – SJM Holdings European Warrants Feb 2017 A	40,000,000	2016/08/02	2017/02/01	27.80
11861	UBS AG – Wynn Macau European Warrants Mar 2017 A	40,000,000	2016/08/02	2017/03/27	10.00

MAIN BOARD WARRANTS

Code	Derivative warrants	No. of			Amount raised (HK\$ mil.)
		issue (units)	Listing date	Expiry	
28625 #	J P Morgan SP BV – HSI European Put Warrants Nov 2016 D	300,000,000	2016/08/02	2016/11/29	19.50
11869	BNP Paribas Arbit Issu B.V. – Ch Mobile Euro Wts Mar 2017 B	40,000,000	2016/08/03	2017/03/02	17.20
11870	BNP Paribas Arbit Issu B.V. – CNOOC European Wts Jun 2018 A	100,000,000	2016/08/03	2018/06/04	15.00
11871	BNP Paribas Arbit Issu B.V. – Ch Shenhua Euro Wts Jun 2017 A	60,000,000	2016/08/03	2017/06/02	10.80
11899	Credit Suisse AG – Galaxy Ent European Warrants Dec 2016 A	70,000,000	2016/08/03	2016/12/21	10.50
11903	Credit Suisse AG – Galaxy Ent European Put Wts Feb 2017 A	40,000,000	2016/08/03	2017/02/03	10.00
11897	Credit Suisse AG – Sands China European Warrants Dec 2016 A	70,000,000	2016/08/03	2016/12/21	11.20
11896	Credit Suisse AG – Tencent Holdings European Wts Dec 2016 E	50,000,000	2016/08/03	2016/12/02	17.00
11877	HK Bank – BOC HK European Warrants Jul 2017 A	80,000,000	2016/08/03	2017/07/10	16.00
11875	HK Bank – Dongfeng Motor European Warrants Sep 2017 A	80,000,000	2016/08/03	2017/09/29	20.00
11881	HK Bank – Galaxy Ent European Warrants Feb 2017 A	80,000,000	2016/08/03	2017/02/02	20.00
11882	HK Bank – Sands China European Warrants Mar 2017 A	80,000,000	2016/08/03	2017/03/02	20.00
11872	HK Bank – Tencent European Put Warrants Jan 2017 B	100,000,000	2016/08/03	2017/01/11	15.00
11905	J P Morgan SP BV – CC Bank European Wts Feb 2017 A	100,000,000	2016/08/03	2017/02/28	18.50
11906	J P Morgan SP BV – Galaxy Ent European Warrants Feb 2017 C	100,000,000	2016/08/03	2017/02/28	15.00
11884	Macquarie Bank Ltd. – CSOP A50 ETF European Wts Apr 2017 A	35,000,000	2016/08/03	2017/04/05	10.01
11887	Macquarie Bank Ltd. – A50 China European Warrants Mar 2017 A	40,000,000	2016/08/03	2017/03/02	10.00
11891	Macquarie Bank Ltd. – Tencent European Warrants Mar 2017 B	23,000,000	2016/08/03	2017/03/02	10.01
11890	Macquarie Bank Ltd. – Xinyi Glass European Wts Sep 2018 A	40,000,000	2016/08/03	2018/09/04	10.00
11892	SG Issuer – AIA European Warrants Feb 2017 A	100,000,000	2016/08/03	2017/02/03	17.50
11893	SG Issuer – China Life European Put Warrants Jan 2017 B	150,000,000	2016/08/03	2017/01/05	26.25
11894	SG Issuer – CSOP A50 ETF European Warrants Feb 2017 A	35,000,000	2016/08/03	2017/02/03	10.15
11895	SG Issuer – A50 China European Warrants Feb 2017 A	40,000,000	2016/08/03	2017/02/03	10.00
11925	BNP Paribas Arbit Issu B.V. – HKEX European Wts Mar 2017 A	80,000,000	2016/08/04	2017/03/02	12.00
11927	BNP Paribas Arbit Issu B.V. – HSI European Wts Jan 2017 D	100,000,000	2016/08/04	2017/01/26	23.00
11928	Credit Suisse AG – AIA European Warrants Dec 2016 C	70,000,000	2016/08/04	2016/12/29	16.80
11929	Credit Suisse AG – AIA European Warrants Dec 2016 D	70,000,000	2016/08/04	2016/12/05	10.50
11911	Haitong Int'l Sec – CITIC Bank European Warrants Mar 2017 A	60,000,000	2016/08/04	2017/03/31	15.12
11908	Haitong Int'l Sec – Galaxy Ent European Warrants Mar 2017 A	50,000,000	2016/08/04	2017/03/30	12.85
11909	Haitong Int'l Sec – Galaxy Ent European Put Warrants Jan 17A	70,000,000	2016/08/04	2017/01/23	10.50
11916	Haitong Int'l Sec – MTRC European Put Warrants Jun 2017 A	40,000,000	2016/08/04	2017/06/30	10.20
11914	Haitong Int'l Sec – Sands China European Warrants Apr 2017 A	40,000,000	2016/08/04	2017/04/28	10.00
11915	Haitong Int'l Sec – Sh Electric European Warrants Mar 2017 A	22,000,000	2016/08/04	2017/03/31	10.96
11910	Haitong Int'l Sec – Tencent European Warrants Sep 2017 B	60,000,000	2016/08/04	2017/09/29	15.00
11930	Macquarie Bank Ltd. – Belle Int'l European Wts Jul 2019 A	40,000,000	2016/08/04	2019/07/03	10.00
11922	Macquarie Bank Ltd. – China Overseas European Wts Aug 2017 A	40,000,000	2016/08/04	2017/08/02	10.12
11931	Macquarie Bank Ltd. – Chow Tai Fook European Wts Feb 2019 A	40,000,000	2016/08/04	2019/02/04	10.00
11920	Macquarie Bank Ltd. – Tencent European Warrants Mar 2017 C	11,000,000	2016/08/04	2017/03/02	10.01
11921	Macquarie Bank Ltd. – Zijin Mining European Wts Jun 2017 A	40,000,000	2016/08/04	2017/06/02	10.00
11923	SG Issuer – Dongfeng European Warrants Dec 2017 A	70,000,000	2016/08/04	2017/12/05	17.50
11924	SG Issuer – HSBC European Put Warrants Feb 2017 C	100,000,000	2016/08/04	2017/02/03	28.00
11919	SG Issuer – SHKP European Put Warrants May 2017 A	200,000,000	2016/08/04	2017/05/02	30.00
27465 #	J P Morgan SP BV – HSI European Put Warrants Oct 2016 F	300,000,000	2016/08/04	2016/10/28	20.40
11940	BNP Paribas Arbit Issu B.V. – Sinopec Corp Eu Wts Mar 2017 A	50,000,000	2016/08/05	2017/03/02	16.00

MAIN BOARD WARRANTS

Code	Derivative warrants	No. of			Amount raised (HK\$ mil.)
		issue (units)	Listing date	Expiry	
11945	BNP Paribas Arbit Issu B.V. – Galaxy Ent Euro Wts Apr 2017 B	50,000,000	2016/08/05	2017/04/05	14.50
11944	BNP Paribas Arbit Issu B.V. – PetroCh Euro Wts Mar 2017 A	50,000,000	2016/08/05	2017/03/02	16.00
11949	Credit Suisse AG – CHALCO European Wts Feb 2017 A	40,000,000	2016/08/05	2017/02/06	10.00
11947	Credit Suisse AG – China EB Ltd European Warrants Jun 2017 A	40,000,000	2016/08/05	2017/06/30	10.00
11948	Credit Suisse AG – Minsheng Bank European Wts Dec 2016 C	30,000,000	2016/08/05	2016/12/30	15.60
11946	Credit Suisse AG – Ch Overseas European Warrants Jan 2017 A	70,000,000	2016/08/05	2017/01/05	10.50
11950	Credit Suisse AG – CSOP A50 ETF European Warrants Feb 2017 A	40,000,000	2016/08/05	2017/02/06	10.00
11933	HK Bank – HSI European Warrants Jan 2017 D	180,000,000	2016/08/05	2017/01/26	27.00
11932	HK Bank – HSI European Warrants Mar 2017 B	180,000,000	2016/08/05	2017/03/30	27.00
11935	HK Bank – HSI European Put Warrants Mar 2017 C	180,000,000	2016/08/05	2017/03/30	27.00
11952	J P Morgan SP BV – CAM CSI300 European Warrants Jan 2017 A	100,000,000	2016/08/05	2017/01/13	15.20
11954	J P Morgan SP BV – Tracker Fund European Put Warrants Nov17A	100,000,000	2016/08/05	2017/11/30	25.10
11937	Macquarie Bank Ltd. – BBMG European Warrants Sep 2017 A	15,000,000	2016/08/05	2017/09/15	10.01
11936	Macquarie Bank Ltd. – Greatwall Motor European Wts Mar 2017 A	50,000,000	2016/08/05	2017/03/02	10.00
11939	SG Issuer – Tracker Fund European Put Warrants Jun 2017 A	100,000,000	2016/08/05	2017/06/05	25.00
10411	UBS AG – Nikkei 225 European Warrants Mar 2017 A	100,000,000	2016/08/05	2017/03/10	15.60
10413	UBS AG – Nikkei 225 European Warrants Mar 2017 B	100,000,000	2016/08/05	2017/03/10	25.00
10412	UBS AG – Nikkei 225 European Warrants Jun 2017 A	100,000,000	2016/08/05	2017/06/09	25.30
10414	UBS AG – Nikkei 225 European Put Warrants Mar 2017 C	100,000,000	2016/08/05	2017/03/10	15.00
10415	UBS AG – Nikkei 225 European Put Warrants Mar 2017 D	100,000,000	2016/08/05	2017/03/10	25.00
11972	Goldman Sachs SP (Asia) – Geely Auto European Wts Feb 2017 B	30,000,000	2016/08/08	2017/02/27	12.84
11974	Goldman Sachs SP (Asia) – Greatwall Motor Eur Wts Aug 2017 A	70,000,000	2016/08/08	2017/08/28	10.50
11964	Goldman Sachs SP (Asia) – HSI European Warrants Jan 2017 D	200,000,000	2016/08/08	2017/01/26	30.00
11973	Goldman Sachs SP (Asia) – Tencent European Wt Dec 2016 H	70,000,000	2016/08/08	2016/12/28	10.50
11971	Goldman Sachs SP (Asia) – China Vanke European Wts Apr 2017A	50,000,000	2016/08/08	2017/04/28	12.50
11962	HK Bank – CC Bank European Warrants Jul 2017 A	50,000,000	2016/08/08	2017/07/31	12.50
11960	HK Bank – China Life European Warrants Jul 2017 A	100,000,000	2016/08/08	2017/07/28	15.00
11956	HK Bank – Haitong Sec European Warrants Feb 2017 A	80,000,000	2016/08/08	2017/02/28	12.00
11984	J P Morgan SP BV – Ch Molybdenum European Warrants Mar 2017A	60,000,000	2016/08/08	2017/03/02	17.34
11978	J P Morgan SP BV – HSI European Warrants Jan 2017 G	300,000,000	2016/08/08	2017/01/26	58.80
11976	J P Morgan SP BV – HSI European Warrants Feb 2017 E	300,000,000	2016/08/08	2017/02/27	75.00
11977	J P Morgan SP BV – HSI European Put Warrants Jan 2017 F	300,000,000	2016/08/08	2017/01/26	45.00
11983	J P Morgan SP BV – China Vanke European Warrants Mar 2017 A	80,000,000	2016/08/08	2017/03/02	20.16
11982	J P Morgan SP BV – Zhaojin Mining European Wts Jun 2017 A	60,000,000	2016/08/08	2017/06/30	15.12
11955	Macquarie Bank Ltd. – CHALCO European Warrants Mar 2017 A	28,000,000	2016/08/08	2017/03/02	10.05
11965	Macquarie Bank Ltd. – Tencent European Put Wts Mar 2017 D	10,000,000	2016/08/08	2017/03/02	14.69
11969	SG Issuer – CKH European Warrants Mar 2017 A	30,000,000	2016/08/08	2017/03/03	10.05
11966	SG Issuer – CKP European Warrants Feb 2017 A	50,000,000	2016/08/08	2017/02/03	20.25
11967	SG Issuer – China Overseas European Warrants Apr 2017 A	60,000,000	2016/08/08	2017/04/06	10.20
11970	SG Issuer – Galaxy Ent European Warrants Mar 2017 A	80,000,000	2016/08/08	2017/03/03	12.80
11968	SG Issuer – China Vanke European Warrants Apr 2017 A	50,000,000	2016/08/08	2017/04/06	10.00
12212	Bank of East Asia – CNOOC European Put Warrants Dec 2017 A	70,000,000	2016/08/10	2017/12/12	10.50
12218	Bank of East Asia – HSBC European Warrants Jul 2017 A	40,000,000	2016/08/10	2017/07/05	10.00
12174	Bank of East Asia – Zhaojin Mining European Wts Jun 2017 A	40,000,000	2016/08/10	2017/06/12	10.00

MAIN BOARD WARRANTS

Code	Derivative warrants	No. of			Amount raised (HK\$ mil.)
		issue (units)	Listing date	Expiry	
12201	Bank of East Asia – Zhaojin Mining European Wts Dec 2017 A	35,000,000	2016/08/10	2017/12/18	10.15
11986	HK Bank – HSI European Warrants Jan 2017 E	180,000,000	2016/08/10	2017/01/26	27.00
11999	HK Bank – HSI European Put Warrants Feb 2017 B	180,000,000	2016/08/10	2017/02/27	45.00
11995	Haitong Int'l Sec – Ch Molybdenum European Warrants Feb 17A	50,000,000	2016/08/10	2017/02/27	12.70
11993	Haitong Int'l Sec – CNBM European Warrants Aug 2017 A	25,000,000	2016/08/10	2017/08/08	12.75
11991	Haitong Int'l Sec – Haier Elec European Warrants Oct 2017 A	45,000,000	2016/08/10	2017/10/30	11.25
11990	Haitong Int'l Sec – Jiangxi Copper European Warrants Nov 17A	68,000,000	2016/08/10	2017/11/24	10.40
11989	Haitong Int'l Sec – Sh Petrochem European Warrants Jun 2017A	25,000,000	2016/08/10	2017/06/30	13.80
11996	Haitong Int'l Sec – China Vanke European Warrants Feb 2017 A	50,000,000	2016/08/10	2017/02/27	12.50
11997	Haitong Int'l Sec – China Vanke European Put Warrants May17A	40,000,000	2016/08/10	2017/05/31	10.00
11992	Haitong Int'l Sec – Zhaojin Mining European Warrants Oct 17A	50,000,000	2016/08/10	2017/10/30	12.50
11998	Macquarie Bank Ltd. – BOCL European Warrants Mar 2017 A	43,000,000	2016/08/10	2017/03/02	10.02
12000	Macquarie Bank Ltd. – China Life European Wts Mar 2018 A	40,000,000	2016/08/10	2018/03/02	10.00
12104	Macquarie Bank Ltd. – Ping An European Put Warrants Jul 17A	40,000,000	2016/08/10	2017/07/04	10.00
12155	SG Issuer – Petch European Warrants Mar 2017 A	60,000,000	2016/08/10	2017/03/03	22.80
12158	SG Issuer – Tencent European Warrants Oct 2017 B	400,000,000	2016/08/10	2017/10/06	66.00
12107	UBS AG – SHK Ppt European Warrants Feb 2017 A	30,000,000	2016/08/10	2017/02/09	11.43
12140	UBS AG – SPDR Gold Trust European Put Warrants Feb 2017 A	20,000,000	2016/08/10	2017/02/09	11.72
12112	UBS AG – Stanchart European Warrants Feb 2017 A	50,000,000	2016/08/10	2017/02/09	16.25
12111	UBS AG – China Vanke European Warrants Dec 2016 A	100,000,000	2016/08/10	2016/12/23	17.40
12250	BNP Paribas Arbit Issu B.V. – CAM CSI300 Euro Wts Aug 2017 A	60,000,000	2016/08/11	2017/08/02	15.00
12248	BNP Paribas Arbit Issu B.V. – CSOP A50 ETF Eu Wts Mar 2017 A	40,000,000	2016/08/11	2017/03/02	16.40
12236	BNP Paribas Arbit Issu B.V. – A50 China Euro Wts Mar 2017 B	40,000,000	2016/08/11	2017/03/02	11.20
12220	BNP Paribas Arbit Issu B.V. – HSBC Euro Put Wts Mar 2017 A	50,000,000	2016/08/11	2017/03/02	13.50
12281	Credit Suisse AG – CNOOC European Warrants Dec 2016 B	40,000,000	2016/08/11	2016/12/05	11.20
12288	Credit Suisse AG – Sinopec Corp European Warrants Mar 2017 A	40,000,000	2016/08/11	2017/03/03	10.40
12301	Credit Suisse AG – HSBC European Wts Dec 2016 C	100,000,000	2016/08/11	2016/12/02	15.00
12269	Credit Suisse AG – HSI European Warrants Jan 2017 C	120,000,000	2016/08/11	2017/01/26	18.00
12270	Credit Suisse AG – HSI European Warrants Mar 2017 A	120,000,000	2016/08/11	2017/03/30	18.00
12260	Credit Suisse AG – HSI European Put Warrants Jan 2017 B	120,000,000	2016/08/11	2017/01/26	18.00
12302	J P Morgan SP BV – Ali Pictures European Warrants Feb 2017 A	60,000,000	2016/08/11	2017/02/10	17.70
12303	J P Morgan SP BV – HSBC European Put Warrants Jan 2017 B	100,000,000	2016/08/11	2017/01/27	16.10
12304	J P Morgan SP BV – Tencent European Warrants Sep 2017 B	200,000,000	2016/08/11	2017/09/22	30.60
12223	Macquarie Bank Ltd. – Tencent European Warrants Mar 2017 E	10,000,000	2016/08/11	2017/03/02	12.60
12300	UBS AG – CNOOC European Warrants Nov 2016 B	50,000,000	2016/08/11	2016/11/28	14.55
12328	Credit Suisse AG – HSBC European Put Warrants Feb 2017 A	40,000,000	2016/08/12	2017/02/27	10.00
12324	Goldman Sachs SP (Asia) – CITIC Sec European Wts Feb 2017 A	70,000,000	2016/08/12	2017/02/27	10.50
12317	Goldman Sachs SP (Asia) – HSBC European Warrants Jan 2017 A	70,000,000	2016/08/12	2017/01/25	10.50
12315	Goldman Sachs SP (Asia) – Kingsoft European Wts Feb 2017 A	70,000,000	2016/08/12	2017/02/23	10.50
12312	HK Bank – CNOOC European Warrants Feb 2017 A	40,000,000	2016/08/12	2017/02/28	22.00
12310	HK Bank – Tencent European Warrants Sep 2017 B	150,000,000	2016/08/12	2017/09/25	22.50
12329	J P Morgan SP BV – Link REIT European Warrants Feb 2017 A	100,000,000	2016/08/12	2017/02/17	25.10
12332	J P Morgan SP BV – New World Dev European Wts Mar 2017 A	30,000,000	2016/08/12	2017/03/02	10.95
12330	J P Morgan SP BV – SHK Ppt European Warrants Mar 2017 A	60,000,000	2016/08/12	2017/03/02	19.56

MAIN BOARD WARRANTS

Code	Derivative warrants	No. of			Amount raised (HK\$ mil.)
		issue (units)	Listing date	Expiry	
12306	Macquarie Bank Ltd. – SHK Ppt European Warrants Mar 2017 B	28,000,000	2016/08/12	2017/03/02	10.08
12319	Macquarie Bank Ltd. – Stanchart European Warrants May 2017 A	20,000,000	2016/08/12	2017/05/04	10.00
12321	Macquarie Bank Ltd. – Sunny Optical European Warrants Jun17A	15,000,000	2016/08/12	2017/06/23	10.20
12325	SG Issuer – China Cinda European Warrants Sep 2017 A	40,000,000	2016/08/12	2017/09/05	10.00
12326	SG Issuer – China Res Land European Warrants Mar 2017 A	60,000,000	2016/08/12	2017/03/03	10.20
12313	SG Issuer – HSBC European Put Warrants Apr 2017 B	100,000,000	2016/08/12	2017/04/06	25.00
12327	SG Issuer – Sands China European Warrants May 2017 A	80,000,000	2016/08/12	2017/05/05	13.20
12305	UBS AG – HSBC European Warrants Jan 2017 A	100,000,000	2016/08/12	2017/01/25	15.00
12347	Credit Suisse AG – Tencent Holdings European Wts Sep 2017 B	100,000,000	2016/08/15	2017/09/29	18.00
12333	Goldman Sachs SP (Asia) – HSI European Warrants Mar 2017 B	200,000,000	2016/08/15	2017/03/30	30.00
12339	Goldman Sachs SP (Asia) – HSI European Put Wts Feb 2017 B	200,000,000	2016/08/15	2017/02/27	30.00
12338	HK Bank – China Vanke European Warrants Feb 2017 A	50,000,000	2016/08/15	2017/02/28	12.50
12349	J P Morgan SP BV – Geely Auto European Warrants Feb 2017 A	80,000,000	2016/08/15	2017/02/28	37.52
12348	J P Morgan SP BV – Lenovo European Warrants Apr 2017 A	60,000,000	2016/08/15	2017/04/03	15.60
12340	Macquarie Bank Ltd. – CLP European Warrants Aug 2017 A	30,000,000	2016/08/15	2017/08/02	10.62
12342	Macquarie Bank Ltd. – HSBC European Warrants Jun 2017 A	40,000,000	2016/08/15	2017/06/02	10.00
12341	Macquarie Bank Ltd. – HSBC European Put Warrants May 2017 A	40,000,000	2016/08/15	2017/05/04	10.00
12343	Macquarie Bank Ltd. – Kingsoft European Warrants Jun 2017 A	40,000,000	2016/08/15	2017/06/02	10.00
12334	SG Issuer – AIA European Put Warrants Mar 2017 B	100,000,000	2016/08/15	2017/03/03	28.00
12344	SG Issuer – CHALCO European Warrants Mar 2017 A	30,000,000	2016/08/15	2017/03/03	10.05
12336	SG Issuer – CMob European Put Warrants Mar 2017 B	80,000,000	2016/08/15	2017/03/03	40.00
12337	SG Issuer – HSBC European Put Warrants Feb 2017 D	100,000,000	2016/08/15	2017/02/28	38.50
12345	SG Issuer – Lenovo European Warrants Mar 2017 A	25,000,000	2016/08/15	2017/03/03	10.00
12346	SG Issuer – NewWorld Dev Eu Wt Apr 2017 A	20,000,000	2016/08/15	2017/04/06	10.00
12353	UBS AG – HSBC European Put Warrants Jan 2017 B	100,000,000	2016/08/15	2017/01/25	15.10
12354	UBS AG – HSI European Warrants Mar 2017 C	300,000,000	2016/08/15	2017/03/30	46.80
12365	UBS AG – HSI European Put Warrants Feb 2017 B	300,000,000	2016/08/15	2017/02/27	75.30
12382	BNP Paribas Arbit Issu B.V. – Agricultural Bank Eu Wt Jun17A	60,000,000	2016/08/16	2017/06/02	10.80
12381	BNP Paribas Arbit Issu B.V. – CC Bank Euro Wts Dec 2016 B	50,000,000	2016/08/16	2016/12/02	12.50
12379	BNP Paribas Arbit Issu B.V. – CKP European Wts Apr 2017 A	40,000,000	2016/08/16	2017/04/05	15.20
12376	BNP Paribas Arbit Issu B.V. – HSBC European Wts Mar 2017 B	50,000,000	2016/08/16	2017/03/02	12.50
12387	BNP Paribas Arbit Issu B.V. – Sands China Euro Wt Apr 2017 A	40,000,000	2016/08/16	2017/04/05	10.00
12388	BNP Paribas Arbit Issu B.V. – Zijin Mining Eu Wts Mar 2017 A	40,000,000	2016/08/16	2017/03/02	12.80
12408	Credit Suisse AG – Anta Sports European Warrants Feb 2017 B	40,000,000	2016/08/16	2017/02/16	10.00
12409	Credit Suisse AG – CM Bank European Warrants Jun 2017 A	70,000,000	2016/08/16	2017/06/02	10.50
12407	Credit Suisse AG – Chi Res Land European Warrants Mar 2017 A	40,000,000	2016/08/16	2017/03/03	10.40
12405	Credit Suisse AG – Lenovo European Warrants Mar 2017 A	30,000,000	2016/08/16	2017/03/03	11.40
12410	Credit Suisse AG – Ping An European Warrants Jan 2017 B	80,000,000	2016/08/16	2017/01/05	12.00
12369	Haitong Int'l Sec – Anhui Conch European Warrants Jan 2017 A	68,000,000	2016/08/16	2017/01/27	10.34
12371	Haitong Int'l Sec – CGN Power European Warrants Mar 2017 A	38,000,000	2016/08/16	2017/03/30	10.83
12370	Haitong Int'l Sec – China Mobile European Put Wts Feb 2017 A	80,000,000	2016/08/16	2017/02/27	20.00
12372	Haitong Int'l Sec – Evergrande European Warrants Dec 2017 A	68,000,000	2016/08/16	2017/12/27	10.20
12368	Haitong Int'l Sec – Shimao Property European Warrants Jul17A	68,000,000	2016/08/16	2017/07/28	10.20
12366	Haitong Int'l Sec – Tencent European Warrants Sep 2017 C	80,000,000	2016/08/16	2017/09/22	12.56

MAIN BOARD WARRANTS

Code	Derivative warrants	No. of			Amount raised (HK\$ mil.)
		issue (units)	Listing date	Expiry	
12373	Haitong Int'l Sec - Want Want China European Warrants Jun17A	25,000,000	2016/08/16	2017/06/28	10.55
12416	J P Morgan SP BV - Guotai Junani European Warrants Feb 2017A	60,000,000	2016/08/16	2017/02/27	25.44
12374	J P Morgan SP BV - HSBC European Warrants Jul 2017 A	100,000,000	2016/08/16	2017/07/04	15.30
12418	J P Morgan SP BV - Huaneng Power European Wts Mar 2017 A	60,000,000	2016/08/16	2017/03/02	20.28
12413	J P Morgan SP BV - Kingdee Intl European Warrants Mar 2017 A	40,000,000	2016/08/16	2017/03/02	11.36
12393	Macquarie Bank Ltd. - Huaneng Power European Wts Mar 2017 A	20,000,000	2016/08/16	2017/03/02	10.10
12397	Macquarie Bank Ltd. - PCCW European Warrants Apr 2017 A	40,000,000	2016/08/16	2017/04/05	10.00
12392	Macquarie Bank Ltd. - PICC Group European Wts Jun 2017 A	30,000,000	2016/08/16	2017/06/02	10.02
12398	SG Issuer - CGS European Warrants Aug 2018 A	100,000,000	2016/08/16	2018/08/03	17.00
12390	SG Issuer - HSBC European Warrants Apr 2017 C	100,000,000	2016/08/16	2017/04/06	25.00
12400	SG Issuer - HSI European Warrants Nov 2016 B	150,000,000	2016/08/16	2016/11/29	23.25
12403	SG Issuer - HSI European Warrants Jan 2017 E	150,000,000	2016/08/16	2017/01/26	24.75
12404	SG Issuer - HSI European Warrants Mar 2017 C	150,000,000	2016/08/16	2017/03/30	22.50
12391	SG Issuer - ICBC European Put Wt Mar 2017 A	80,000,000	2016/08/16	2017/03/03	20.00
12412	SG Issuer - PICC European Warrants Mar 2017 A	30,000,000	2016/08/16	2017/03/03	10.05
12420	UBS AG - Agricultural Bank European Warrants Feb 2017 A	70,000,000	2016/08/16	2017/02/24	13.37
12422	UBS AG - Ping An European Warrants Dec 2016 C	100,000,000	2016/08/16	2016/12/05	15.00
12423	BOCI Asia Ltd. - HSBC European Warrants Feb 2017 A	200,000,000	2016/08/17	2017/02/03	30.00
12424	BOCI Asia Ltd. - HSBC European Put Warrants Feb 2017 B	200,000,000	2016/08/17	2017/02/03	30.00
12426	BNP Paribas Arbit Issu B.V. - CITIC Sec Euro Wts Jun 2017 A	40,000,000	2016/08/17	2017/06/02	10.00
12425	BNP Paribas Arbit Issu B.V. - ICBC European Wts Dec 2017 A	50,000,000	2016/08/17	2017/12/04	16.00
12440	Credit Suisse AG - Kingsoft European Warrants Mar 2017 A	50,000,000	2016/08/17	2017/03/02	10.00
12439	Credit Suisse AG - Sands China European Put Wts Mar 2017 A	40,000,000	2016/08/17	2017/03/03	10.40
12431	HK Bank - China Mobile European Warrants Feb 2017 A	60,000,000	2016/08/17	2017/02/27	15.00
12430	HK Bank - Tencent European Warrants Nov 2016 C	40,000,000	2016/08/17	2016/11/28	12.00
12443	J P Morgan SP BV - BOCL European Warrants Mar 2017 A	100,000,000	2016/08/17	2017/03/29	15.60
12441	J P Morgan SP BV - CC Bank European Wts Apr 2017 A	100,000,000	2016/08/17	2017/04/03	25.30
12442	J P Morgan SP BV - ICBC European Warrants Mar 2017 A	100,000,000	2016/08/17	2017/03/02	25.00
12433	SG Issuer - CITIC Bank European Warrants May 2017 A	28,000,000	2016/08/17	2017/05/05	10.08
12435	SG Issuer - Minsheng Bank European Warrants Mar 2017 A	16,000,000	2016/08/17	2017/03/03	10.08
12437	SG Issuer - China Tel European Warrants Mar 2017 A	35,000,000	2016/08/17	2017/03/03	10.15
12427	SG Issuer - Geely Auto European Warrants Mar 2017 A	18,000,000	2016/08/17	2017/03/03	10.08
12428	SG Issuer - Sands China European Put Warrants Mar 2017 A	80,000,000	2016/08/17	2017/03/03	21.60
12468	BNP Paribas Arbit Issu B.V. - HKEX European Wts Dec 2017 B	60,000,000	2016/08/18	2017/12/04	15.00
12464	Credit Suisse AG - BOCL European Warrants Apr 2017 A	70,000,000	2016/08/18	2017/04/03	10.50
12463	Credit Suisse AG - ICBC European Warrants Mar 2017 A	40,000,000	2016/08/18	2017/03/03	10.00
12470	Credit Suisse AG - China Mengniu European Wts Jun 2017 A	40,000,000	2016/08/18	2017/06/05	10.00
12472	Credit Suisse AG - Sinopharm European Warrants Mar 2017 A	25,000,000	2016/08/18	2017/03/03	10.25
12476	Credit Suisse AG - Xinyi Solar European Warrants Feb 2017 A	30,000,000	2016/08/18	2017/02/17	11.10
12477	Credit Suisse AG - Yuexiu Property European Wts Sep 2017 A	40,000,000	2016/08/18	2017/09/29	10.00
12452	HK Bank - HKEX European Warrants Nov 2016 C	60,000,000	2016/08/18	2016/11/30	10.80
12448	HK Bank - HSCEI European Warrants Nov 2016 A	150,000,000	2016/08/18	2016/11/29	22.50
12449	HK Bank - HSCEI European Warrants Jul 2017 A	150,000,000	2016/08/18	2017/07/28	37.50
12445	HK Bank - HSI European Warrants Feb 2017 C	150,000,000	2016/08/18	2017/02/27	37.50

MAIN BOARD WARRANTS

Code	Derivative warrants	No. of			Amount raised (HK\$ mil.)
		issue (units)	Listing date	Expiry	
12447	HK Bank – HSI European Put Warrants Feb 2017 D	150,000,000	2016/08/18	2017/02/27	24.00
12469	J P Morgan SP BV – Haitong Sec European Warrants Aug 2017 A	100,000,000	2016/08/18	2017/08/28	19.60
12451	Macquarie Bank Ltd. – Minsheng Bank European Wts Mar 2017 A	30,000,000	2016/08/18	2017/03/02	10.11
12444	Macquarie Bank Ltd. – Wharf European Warrants Jun 2017 A	26,000,000	2016/08/18	2017/06/02	10.11
12459	SG Issuer – HKEX European Put Warrants Mar 2017 D	200,000,000	2016/08/18	2017/03/03	50.00
12457	SG Issuer – HSI European Put Warrants Feb 2017 B	150,000,000	2016/08/18	2017/02/27	22.50
12458	SG Issuer – HSI European Put Warrants Feb 2017 C	150,000,000	2016/08/18	2017/02/27	24.00
12455	SG Issuer – HSI European Put Warrants Mar 2017 D	150,000,000	2016/08/18	2017/03/30	22.50
12460	SG Issuer – Ping An European Put Warrants Mar 2017 C	120,000,000	2016/08/18	2017/03/03	30.00
12482	BOCI Asia Ltd. – HSI European Warrants Jan 2017 B	100,000,000	2016/08/19	2017/01/26	18.50
12483	BOCI Asia Ltd. – HSI European Put Warrants Feb 2017 A	100,000,000	2016/08/19	2017/02/27	15.00
12514	Credit Suisse AG – AIA European Warrants Feb 2017 A	70,000,000	2016/08/19	2017/02/03	10.50
12506	Credit Suisse AG – China Life European Put Wts Jan 2017 A	70,000,000	2016/08/19	2017/01/05	10.50
12509	Credit Suisse AG – China Mobile European Warrants Mar 2017 B	60,000,000	2016/08/19	2017/03/03	18.00
12504	Credit Suisse AG – HSBC European Wts May 2017 A	100,000,000	2016/08/19	2017/05/04	25.00
12479	Goldman Sachs SP (Asia) – CC Bank European Wts Jan 2017 C	80,000,000	2016/08/19	2017/01/23	14.16
12478	Goldman Sachs SP (Asia) – China Unicom Euro Wts Apr 2017 A	50,000,000	2016/08/19	2017/04/21	15.45
12481	Goldman Sachs SP (Asia) – HSBC European Put Wts Feb 2017 A	80,000,000	2016/08/19	2017/02/20	20.00
12515	Goldman Sachs SP (Asia) – HSI European Put Wts Feb 2017 C	200,000,000	2016/08/19	2017/02/27	30.00
12480	Goldman Sachs SP (Asia) – Ping An European Wts Dec 2016 E	80,000,000	2016/08/19	2016/12/21	12.00
12516	J P Morgan SP BV – China Mob European Wts Jan 2017 C	100,000,000	2016/08/19	2017/01/26	19.90
12517	J P Morgan SP BV – Tencent European Warrants Jan 2017 C	100,000,000	2016/08/19	2017/01/27	27.10
12490	Macquarie Bank Ltd. – HKEX European Warrants Mar 2017 D	12,000,000	2016/08/19	2017/03/02	10.01
12487	Macquarie Bank Ltd. – HKEX European Put Warrants Mar 2017 C	15,000,000	2016/08/19	2017/03/02	10.58
12486	Macquarie Bank Ltd. – JNCEC European Warrants Jun 2017 A	20,000,000	2016/08/19	2017/06/16	10.00
12495	SG Issuer – AGBK European Warrants Jun 2017 B	100,000,000	2016/08/19	2017/06/05	19.00
12496	SG Issuer – BOCL European Warrants Apr 2017 A	100,000,000	2016/08/19	2017/04/06	17.50
12497	SG Issuer – BCom European Warrants Mar 2017 A	23,000,000	2016/08/19	2017/03/03	10.01
12499	SG Issuer – CMB European Warrants Jun 2017 B	100,000,000	2016/08/19	2017/06/05	17.00
12501	SG Issuer – Ch Mob European Warrants Jan 2017 D	80,000,000	2016/08/19	2017/01/05	27.60
12500	SG Issuer – HSBC European Warrants Jul 2017 A	100,000,000	2016/08/19	2017/07/05	15.00
12484	SG Issuer – HSI European Put Warrants Mar 2017 E	150,000,000	2016/08/19	2017/03/30	37.50
14958 #	J P Morgan SP BV – China Unicom European Warrants Dec 2016 A	320,000,000	2016/08/19	2016/12/12	10.56
12570	BNP Paribas Arbit Issu B.V. – AIA European Wts May 2017 A	50,000,000	2016/08/22	2017/05/04	10.00
12546	BNP Paribas Arbit Issu B.V. – CAM CSI300 Euro Wts Aug 2017 B	50,000,000	2016/08/22	2017/08/02	12.50
12567	BNP Paribas Arbit Issu B.V. – CC Bank Euro Wts Feb 2018 A	50,000,000	2016/08/22	2018/02/02	12.50
12573	BNP Paribas Arbit Issu B.V. – Ch Mobile Euro Wts Feb 2017 A	50,000,000	2016/08/22	2017/02/03	10.00
12545	BNP Paribas Arbit Issu B.V. – CSOP A50 ETF Eu Wts Apr 2017 A	50,000,000	2016/08/22	2017/04/05	10.00
12544	BNP Paribas Arbit Issu B.V. – A50 China Euro Wts May 2017 A	40,000,000	2016/08/22	2017/05/04	10.40
12543	BNP Paribas Arbit Issu B.V. – HS H-SHARE Euro Wts May 2017 A	40,000,000	2016/08/22	2017/05/04	10.00
12540	BNP Paribas Arbit Issu B.V. – HSI European Wts Apr 2017 A	100,000,000	2016/08/22	2017/04/27	25.00
12542	BNP Paribas Arbit Issu B.V. – HSI Euro Put Wts Apr 2017 B	100,000,000	2016/08/22	2017/04/27	25.00
12569	BNP Paribas Arbit Issu B.V. – ICBC European Wts Mar 2018 A	50,000,000	2016/08/22	2018/03/02	13.00
12566	BNP Paribas Arbit Issu B.V. – Ping An European Wt Apr 2017 A	60,000,000	2016/08/22	2017/04/05	12.00

MAIN BOARD WARRANTS

Code	Derivative warrants	No. of			Amount raised (HK\$ mil.)
		issue (units)	Listing date	Expiry	
12571	BNP Paribas Arbit Issu B.V. – Tencent Hldgs Eu Wt Aug 2018 A	100,000,000	2016/08/22	2018/08/02	25.00
12551	Credit Suisse AG – AAC Acoustic European Warrants Dec 2017 A	70,000,000	2016/08/22	2017/12/04	17.50
12558	Credit Suisse AG – CSOP A50 ETF European Warrants Mar 2017 A	40,000,000	2016/08/22	2017/03/03	10.00
12553	Credit Suisse AG – HKEX European Warrants Dec 2016 F	60,000,000	2016/08/22	2016/12/02	17.40
12555	Credit Suisse AG – HKEX European Warrants Mar 2017 B	60,000,000	2016/08/22	2017/03/03	15.00
12556	Credit Suisse AG – HKEX European Put Warrants Jun 2017 C	80,000,000	2016/08/22	2017/06/02	12.00
12549	Credit Suisse AG – HSI European Put Warrants Feb 2017 A	120,000,000	2016/08/22	2017/02/27	18.00
12557	Credit Suisse AG – Ping An European Put Warrants Mar 2017 A	40,000,000	2016/08/22	2017/03/03	10.00
12531	Goldman Sachs SP (Asia) – Tencent European Wt Sep 2017 B	200,000,000	2016/08/22	2017/09/22	30.00
12591	J P Morgan SP BV – AIA European Put Warrants Feb 2017 A	100,000,000	2016/08/22	2017/02/06	18.00
12590	J P Morgan SP BV – BOCL European Put Wts May 2017 B	80,000,000	2016/08/22	2017/05/04	20.16
12575	J P Morgan SP BV – CC Bank Euro Put Wts Mar 2017 A	80,000,000	2016/08/22	2017/03/31	20.08
12583	J P Morgan SP BV – HKEX European Put Wts May 2017 C	200,000,000	2016/08/22	2017/05/31	30.40
12518	J P Morgan SP BV – HSI European Put Warrants Feb 2017 F	300,000,000	2016/08/22	2017/02/27	48.90
12579	J P Morgan SP BV – ICBC European Put Wts Apr 2017 A	80,000,000	2016/08/22	2017/04/03	20.40
12588	J P Morgan SP BV – Ping An European Warrants Dec 2016 D	100,000,000	2016/08/22	2016/12/02	15.40
12581	J P Morgan SP BV – Ping An European Put Warrants Mar 2017 A	100,000,000	2016/08/22	2017/03/02	25.00
12527	Macquarie Bank Ltd. – Foxconn European Warrants Jun 2017 A	38,500,000	2016/08/22	2017/06/02	10.01
12530	Macquarie Bank Ltd. – HKEX European Warrants Jan 2017 B	55,000,000	2016/08/22	2017/01/04	10.07
12529	Macquarie Bank Ltd. – NCI European Warrants May 2017 A	30,000,000	2016/08/22	2017/05/04	10.20
12548	Macquarie Bank Ltd. – PetroChina European Wts Apr 2017 A	40,000,000	2016/08/22	2017/04/05	10.00
12533	SG Issuer – CCB European Warrants Apr 2017 A	80,000,000	2016/08/22	2017/04/06	20.00
12532	SG Issuer – CKI Holdings European Warrants Jul 2017 A	22,000,000	2016/08/22	2017/07/05	10.01
12534	SG Issuer – China Life European Warrants Mar 2017 B	24,000,000	2016/08/22	2017/03/03	10.20
12539	SG Issuer – CP&CC European Warrants Mar 2017 B	60,000,000	2016/08/22	2017/03/03	12.00
12519	SG Issuer – CSOP A50 ETF European Warrants Mar 2017 A	40,000,000	2016/08/22	2017/03/03	10.00
12521	SG Issuer – A50 China European Warrants Mar 2017 A	40,000,000	2016/08/22	2017/03/03	10.00
12520	SG Issuer – HS H-SHARE European Warrants Mar 2017 A	50,000,000	2016/08/22	2017/03/03	12.50
12535	SG Issuer – ICBC European Warrants Mar 2017 B	80,000,000	2016/08/22	2017/03/03	20.00
12538	SG Issuer – Ping An European Warrants May 2017 A	120,000,000	2016/08/22	2017/05/05	30.00
12563	UBS AG – CAM CSI300 European Warrants Apr 2017 A	50,000,000	2016/08/22	2017/04/06	12.50
12562	UBS AG – BOCL European Warrants May 2017 A	70,000,000	2016/08/22	2017/05/24	17.64
12559	UBS AG – CC Bank European Warrants Feb 2017 A	70,000,000	2016/08/22	2017/02/21	17.71
12561	UBS AG – A50 China European Warrants Feb 2017 B	40,000,000	2016/08/22	2017/02/21	12.80
12565	UBS AG – HSCEI European Warrants Sep 2017 A	100,000,000	2016/08/22	2017/09/28	25.00
12560	UBS AG – ICBC European Warrants Mar 2017 A	70,000,000	2016/08/22	2017/03/02	17.50
12611	BOCI Asia Ltd. – CC Bank European Warrants Apr 2017 A	100,000,000	2016/08/23	2017/04/03	25.00
12613	BOCI Asia Ltd. – CSOP A50 ETF European Warrants Apr 2017 A	100,000,000	2016/08/23	2017/04/03	22.80
12614	BOCI Asia Ltd. – A50 China European Warrants Mar 2017 B	100,000,000	2016/08/23	2017/03/06	24.20
12612	BOCI Asia Ltd. – HKEX European Warrants Jun 2017 B	200,000,000	2016/08/23	2017/06/12	155.80
12627	BNP Paribas Arbit Issu B.V. – HSI European Wts Aug 2017 A	100,000,000	2016/08/23	2017/08/30	25.00
12630	Credit Suisse AG – BOC HK European Warrants Apr 2017 A	70,000,000	2016/08/23	2017/04/03	10.50
12632	Credit Suisse AG – Bank of China European Put Wts Mar 2017 A	40,000,000	2016/08/23	2017/03/03	10.00
12625	Credit Suisse AG – China Life European Warrants Dec 2016 B	80,000,000	2016/08/23	2016/12/30	12.00

MAIN BOARD WARRANTS

Code	Derivative warrants	No. of			Amount raised (HK\$ mil.)
		issue (units)	Listing date	Expiry	
12658	Credit Suisse AG – PICC European Warrants Feb 2017 A	70,000,000	2016/08/23	2017/02/02	10.50
12628	Credit Suisse AG – Tencent Holdings European Wts Jan 2017 B	50,000,000	2016/08/23	2017/01/27	30.00
12652	Goldman Sachs SP (Asia) – China Life Euro Wts Apr 2017 A	80,000,000	2016/08/23	2017/04/24	12.00
12620	HK Bank – CAM CSI300 European Warrants Feb 2017 A	80,000,000	2016/08/23	2017/02/28	20.00
12619	HK Bank – BOCL European Warrants Jul 2017 A	80,000,000	2016/08/23	2017/07/31	20.00
12617	HK Bank – CC Bank European Warrants Feb 2017 A	80,000,000	2016/08/23	2017/02/28	20.00
12618	HK Bank – ICBC European Warrants Feb 2017 A	80,000,000	2016/08/23	2017/02/28	20.00
12616	HK Bank – Sands China European Put Warrants Feb 2017 A	50,000,000	2016/08/23	2017/02/28	12.50
12602	Haitong Int'l Sec – AIA European Warrants Jan 2017 A	68,000,000	2016/08/23	2017/01/27	10.20
12595	Haitong Int'l Sec – Geely Auto European Warrants Feb 2017 A	25,000,000	2016/08/23	2017/02/24	11.00
12607	Haitong Int'l Sec – Mengniu Dairy European Wts Jun 2017 A	40,000,000	2016/08/23	2017/06/02	10.00
12601	Haitong Int'l Sec – Shenzhen Inv European Warrants Apr 2017A	25,000,000	2016/08/23	2017/04/28	12.28
12593	Haitong Int'l Sec – Yuexiu Ppt European Warrants Sep 2017 A	40,000,000	2016/08/23	2017/09/29	10.00
12660	J P Morgan SP BV – NCI European Warrants Mar 2017 A	60,000,000	2016/08/23	2017/03/01	15.12
12659	J P Morgan SP BV – PICC Group European Warrants Mar 2017 A	60,000,000	2016/08/23	2017/03/01	15.12
12664	J P Morgan SP BV – Sunny Optical European Warrants May 2017A	60,000,000	2016/08/23	2017/05/02	24.42
12663	J P Morgan SP BV – Tencent European Put Warrants Jan 2017 D	200,000,000	2016/08/23	2017/01/27	32.00
12624	Macquarie Bank Ltd. – Agricultural Bk Euro Warrants Aug 2017 A	40,000,000	2016/08/23	2017/08/02	10.08
12634	Macquarie Bank Ltd. – BOCL European Warrants May 2017 A	39,000,000	2016/08/23	2017/05/04	10.26
12615	Macquarie Bank Ltd. – CC Bank European Warrants Apr 2017 A	39,000,000	2016/08/23	2017/04/05	10.06
12635	Macquarie Bank Ltd. – CM Bank European Warrants Apr 2018 A	40,000,000	2016/08/23	2018/04/04	10.00
12622	Macquarie Bank Ltd. – Li Ning European Warrants Apr 2017 A	21,000,000	2016/08/23	2017/04/18	10.02
12621	Macquarie Bank Ltd. – PetroChina European Wts Apr 2017 B	40,000,000	2016/08/23	2017/04/05	10.00
12623	Macquarie Bank Ltd. – Sands China European Put Wts Apr 2017 B	40,000,000	2016/08/23	2017/04/05	19.60
12638	SG Issuer – CAM CSI300 European Warrants Mar 2017 A	50,000,000	2016/08/23	2017/03/03	12.50
12642	SG Issuer – CNOOC European Warrants Mar 2017 A	32,000,000	2016/08/23	2017/03/03	10.08
12644	SG Issuer – HKEX European Warrants Mar 2017 E	22,000,000	2016/08/23	2017/03/03	10.01
12643	SG Issuer – HKEX European Warrants Mar 2018 A	200,000,000	2016/08/23	2018/03/05	50.00
12645	SG Issuer – HKEX European Put Warrants Jun 2017 C	200,000,000	2016/08/23	2017/06/05	30.00
12646	SG Issuer – Petch European Warrants Mar 2017 B	60,000,000	2016/08/23	2017/03/03	15.00
12651	SG Issuer – Tencent European Warrants Feb 2017 D	35,000,000	2016/08/23	2017/02/03	15.05
12649	SG Issuer – Tencent European Warrants Mar 2017 C	35,000,000	2016/08/23	2017/03/03	26.60
12648	SG Issuer – Tencent European Warrants Mar 2018 A	400,000,000	2016/08/23	2018/03/05	100.00
12665	UBS AG – BYD European Warrants Feb 2017 B	30,000,000	2016/08/23	2017/02/22	10.92
12671	UBS AG – CITIC Sec European Warrants Sep 2017 A	60,000,000	2016/08/23	2017/09/25	15.00
12656	UBS AG – Ping An European Warrants Apr 2017 A	100,000,000	2016/08/23	2017/04/27	25.00
12657	UBS AG – Ping An European Put Warrants Feb 2017 A	70,000,000	2016/08/23	2017/02/22	20.02
12654	UBS AG – Sands China European Put Warrants Jan 2017 A	70,000,000	2016/08/23	2017/01/24	10.92
12653	UBS AG – Tencent Holdings European Warrants Feb 2017 B	50,000,000	2016/08/23	2017/02/22	43.90
12669	UBS AG – China Vanke European Warrants Apr 2017 A	50,000,000	2016/08/23	2017/04/03	12.50
12719	Credit Suisse AG – CKH European Put Warrants Mar 2017 A	40,000,000	2016/08/24	2017/03/03	10.00
12693	HK Bank – CM Bank European Warrants May 2017 A	80,000,000	2016/08/24	2017/05/29	12.00
12691	HK Bank – CRCC European Warrants Jun 2017 A	80,000,000	2016/08/24	2017/06/29	12.00
12699	HK Bank – PICC European Warrants Feb 2017 A	80,000,000	2016/08/24	2017/02/03	12.00

MAIN BOARD WARRANTS

Code	Derivative warrants	No. of			Amount raised (HK\$ mil.)
		issue (units)	Listing date	Expiry	
12673	Haitong Int'l Sec - Air China European Warrants Nov 2017 A	68,000,000	2016/08/24	2017/11/27	10.20
12689	Haitong Int'l Sec - Ch Oilfield European Warrants Sep 2018 A	40,000,000	2016/08/24	2018/09/28	10.00
12678	Haitong Int'l Sec - Ch Southern Air European Warrants Dec18A	40,000,000	2016/08/24	2018/12/18	10.00
12684	Haitong Int'l Sec - CSCL European Warrants Aug 2017 A	32,000,000	2016/08/24	2017/08/08	10.11
12683	Haitong Int'l Sec - GWMC European Warrants Sep 2017 A	68,000,000	2016/08/24	2017/09/04	10.20
12681	Haitong Int'l Sec - MCC European Warrants Aug 2017 A	30,000,000	2016/08/24	2017/08/08	10.65
12720	J P Morgan SP BV - HKEX European Warrants Dec 2016 E	100,000,000	2016/08/24	2016/12/02	31.20
12705	J P Morgan SP BV - HSI European Warrants May 2017 B	300,000,000	2016/08/24	2017/05/29	75.00
12700	Macquarie Bank Ltd. - China Life European Wts Apr 2017 A	16,000,000	2016/08/24	2017/04/05	10.00
12702	Macquarie Bank Ltd. - China Res Gas European Wts Apr 2017 A	33,000,000	2016/08/24	2017/04/12	10.26
12701	Macquarie Bank Ltd. - China Mengniu European Wts Mar 2018 A	40,000,000	2016/08/24	2018/03/02	10.00
12706	SG Issuer - BYD European Warrants Apr 2017 A	20,000,000	2016/08/24	2017/04/06	10.20
12698	SG Issuer - HKEX European Warrants Dec 2017 A	200,000,000	2016/08/24	2017/12/05	50.00
12707	SG Issuer - HSCEI European Warrants Apr 2017 A	150,000,000	2016/08/24	2017/04/27	37.50
12711	SG Issuer - HSI European Warrants Jul 2017 A	150,000,000	2016/08/24	2017/07/28	37.50
12712	SG Issuer - MTRC European Warrants May 2017 A	32,000,000	2016/08/24	2017/05/05	10.08
12713	SG Issuer - PCCW European Warrants Mar 2017 A	26,000,000	2016/08/24	2017/03/03	10.01
12714	SG Issuer - SHK P European Warrants May 2017 B	30,000,000	2016/08/24	2017/05/05	12.30
12697	SG Issuer - China Vanke European Warrants Jun 2017 A	50,000,000	2016/08/24	2017/06/05	14.25
12715	SG Issuer - Wharf European Warrants Mar 2017 A	25,000,000	2016/08/24	2017/03/03	10.00
12718	UBS AG - CKH European Warrants Feb 2017 A	50,000,000	2016/08/24	2017/02/23	16.50
27682 #	Credit Suisse AG - HKEX European Warrants Nov 2016 E	360,000,000	2016/08/24	2016/11/29	10.08
12731	BNP Paribas Arbit Issu B.V. - China Life Euro Wts Nov 2018 A	60,000,000	2016/08/25	2018/11/02	15.00
12730	BNP Paribas Arbit Issu B.V. - HSI Euro Put Wts Jun 2017 A	100,000,000	2016/08/25	2017/06/29	26.00
12749	Credit Suisse AG - Tencent Holdings European Wts Jun 2017 B	100,000,000	2016/08/25	2017/06/02	25.00
12750	Credit Suisse AG - Tencent Holdings Euro Put Wts Feb 2017 C	90,000,000	2016/08/25	2017/02/03	13.50
12734	Goldman Sachs SP (Asia) - Tencent European Wt Dec 2016 I	50,000,000	2016/08/25	2016/12/28	19.65
12727	HK Bank - Minsheng Bank European Warrants Feb 2017 A	50,000,000	2016/08/25	2017/02/28	20.00
12728	HK Bank - HSCEI European Put Warrants Mar 2017 B	180,000,000	2016/08/25	2017/03/30	45.00
12725	HK Bank - HSI European Put Warrants Feb 2017 E	180,000,000	2016/08/25	2017/02/27	32.40
12738	HK Bank - Tencent European Warrants Dec 2016 E	40,000,000	2016/08/25	2016/12/30	22.40
12729	HK Bank - Tencent European Put Warrants Jan 2017 C	100,000,000	2016/08/25	2017/01/27	18.00
12724	Haitong Int'l Sec - GAC European Warrants Aug 2017 A	40,000,000	2016/08/25	2017/08/08	10.00
12723	Haitong Int'l Sec - PetroChina European Warrants Mar 2017 B	50,000,000	2016/08/25	2017/03/31	12.50
12733	Haitong Int'l Sec - Ping An European Warrants Apr 2017 A	40,000,000	2016/08/25	2017/04/28	10.00
12721	Haitong Int'l Sec - Tsingtao Brew European Warrants Aug 17 A	24,000,000	2016/08/25	2017/08/08	10.39
12756	J P Morgan SP BV - CKH European Warrants Feb 2017 A	100,000,000	2016/08/25	2017/02/01	31.10
12737	J P Morgan SP BV - China Life European Put Wts Apr 2017 B	100,000,000	2016/08/25	2017/04/28	25.00
12757	J P Morgan SP BV - Ch Overseas European Put Wts May 2017 A	60,000,000	2016/08/25	2017/05/05	15.06
12758	J P Morgan SP BV - HSI European Warrants Feb 2017 G	300,000,000	2016/08/25	2017/02/27	56.10
12748	J P Morgan SP BV - HSI European Warrants Jun 2017 A	300,000,000	2016/08/25	2017/06/29	75.00
12763	J P Morgan SP BV - Kingsoft European Warrants May 2017 A	60,000,000	2016/08/25	2017/05/29	13.32
12759	J P Morgan SP BV - PCCW European Warrants Mar 2017 A	30,000,000	2016/08/25	2017/03/31	10.71
12754	J P Morgan SP BV - Ping An European Warrants Apr 2017 C	100,000,000	2016/08/25	2017/04/03	25.10

MAIN BOARD WARRANTS

Code	Derivative warrants	No. of			Amount raised (HK\$ mil.)
		issue (units)	Listing date	Expiry	
12762	J P Morgan SP BV – Tencent European Warrants Feb 2017 D	100,000,000	2016/08/25	2017/02/28	34.80
12760	J P Morgan SP BV – Tencent European Put Warrants Jun 2017 B	200,000,000	2016/08/25	2017/06/02	50.40
12755	J P Morgan SP BV – China Vanke European Put Warrants Apr17 A	60,000,000	2016/08/25	2017/04/03	15.06
12735	Macquarie Bank Ltd. – Kingdee Int'l European Wts Jul 2017 A	20,000,000	2016/08/25	2017/07/18	10.00
12741	Macquarie Bank Ltd. – New World Dev European Wts Aug 2017 A	40,000,000	2016/08/25	2017/08/02	10.00
12742	SG Issuer – China Life European Warrants Nov 2017 A	150,000,000	2016/08/25	2017/11/03	37.50
12745	SG Issuer – HKEX European Warrants Apr 2017 B	200,000,000	2016/08/25	2017/04/06	37.00
12743	SG Issuer – HSCEI European Warrants Dec 2017 A	150,000,000	2016/08/25	2017/12/28	37.50
12746	SG Issuer – ICBC European Warrants Jun 2017 A	80,000,000	2016/08/25	2017/06/05	20.00
12747	SG Issuer – Tencent European Warrants Jul 2017 B	400,000,000	2016/08/25	2017/07/05	100.00
12753	UBS AG – Geely Auto European Warrants Feb 2017 A	40,000,000	2016/08/25	2017/02/21	17.72
12751	UBS AG – Tencent Holdings European Warrants Dec 2016 H	50,000,000	2016/08/25	2016/12/23	14.50
12752	UBS AG – Tencent Holdings European Put Warrants Jan 2017 D	200,000,000	2016/08/25	2017/01/25	30.80
12774	BOCI Asia Ltd. – HKEX European Warrants Dec 2017 A	200,000,000	2016/08/26	2017/12/08	36.60
12775	BOCI Asia Ltd. – Ping An European Put Warrants Mar 2017 A	100,000,000	2016/08/26	2017/03/03	16.50
12772	BOCI Asia Ltd. – Tencent Holdings European Wts Feb 2017 D	200,000,000	2016/08/26	2017/02/02	104.00
12770	BOCI Asia Ltd. – Tencent Holdings European Wts Jun 2017 C	200,000,000	2016/08/26	2017/06/30	50.00
12771	BOCI Asia Ltd. – Tencent Holdings European Wts Sep 2017 C	200,000,000	2016/08/26	2017/09/29	50.00
12773	BOCI Asia Ltd. – Tencent Holdings European Put Wts Feb 2017 E	100,000,000	2016/08/26	2017/02/03	16.50
12794	BNP Paribas Arbit Issu B.V. – AAC Acoustic Euro Wts Sep18A	100,000,000	2016/08/26	2018/09/04	25.00
12778	Credit Suisse AG – CC Bank European Warrants Mar 2017 A	50,000,000	2016/08/26	2017/03/03	12.50
12777	Credit Suisse AG – Geely Auto European Warrants Mar 2017 A	40,000,000	2016/08/26	2017/03/03	18.00
12776	Credit Suisse AG – PCCW European Warrants Mar 2017 A	40,000,000	2016/08/26	2017/03/03	10.00
12792	Credit Suisse AG – Ping An European Warrants Apr 2017 A	80,000,000	2016/08/26	2017/04/03	20.00
12789	J P Morgan SP BV – China Life European Warrants Jan 2017 A	80,000,000	2016/08/26	2017/01/04	28.08
12790	J P Morgan SP BV – Dongfeng Motor European Wts Sep 2017 A	100,000,000	2016/08/26	2017/09/29	15.30
12787	J P Morgan SP BV – Lenovo European Warrants Feb 2017 B	60,000,000	2016/08/26	2017/02/02	11.40
12769	Macquarie Bank Ltd. – Tencent European Warrants Jan 2018 A	27,000,000	2016/08/26	2018/01/02	10.02
12779	SG Issuer – BOCHK European Warrants Jun 2017 A	50,000,000	2016/08/26	2017/06/05	12.50
12780	SG Issuer – CITIC Sec European Warrants May 2017 A	60,000,000	2016/08/26	2017/05/05	15.00
12764	SG Issuer – Galaxy Ent European Warrants Feb 2017 B	80,000,000	2016/08/26	2017/02/03	19.20
12781	SG Issuer – Haitong Sec European Warrants Sep 2017 A	70,000,000	2016/08/26	2017/09/05	11.20
12782	SG Issuer – Lenovo European Warrants May 2017 A	20,000,000	2016/08/26	2017/05/05	12.40
12768	SG Issuer – Sands China European Warrants Feb 2017 A	80,000,000	2016/08/26	2017/02/03	20.40
12783	SG Issuer – Tencent European Warrants Mar 2017 D	35,000,000	2016/08/26	2017/03/03	11.73
12784	SG Issuer – Tencent European Put Warrants Apr 2017 C	400,000,000	2016/08/26	2017/04/06	100.00
12818	BNP Paribas Arbit Issu B.V. – BOCL European Wts Apr 2017 B	50,000,000	2016/08/29	2017/04/05	12.50
12815	BNP Paribas Arbit Issu B.V. – CC Bank Euro Wts Apr 2017 A	50,000,000	2016/08/29	2017/04/05	12.50
12819	BNP Paribas Arbit Issu B.V. – Minsheng Bk Euro Wt Apr 2017 A	40,000,000	2016/08/29	2017/04/05	11.60
12817	BNP Paribas Arbit Issu B.V. – ICBC European Wts Mar 2017 A	50,000,000	2016/08/29	2017/03/02	12.50
12821	Credit Suisse AG – CKH Holdings European Warrants Mar 2017 B	40,000,000	2016/08/29	2017/03/03	14.40
12811	HK Bank – Agricultural Bank European Warrants Jul 2017 A	80,000,000	2016/08/29	2017/07/31	20.00
12810	HK Bank – Geely Auto European Warrants Feb 2017 A	40,000,000	2016/08/29	2017/02/28	24.40
12800	Haitong Int'l Sec – China Mobile European Warrants Mar 2017A	40,000,000	2016/08/29	2017/03/30	10.00

MAIN BOARD WARRANTS

Code	Derivative warrants	No. of			Amount raised (HK\$ mil.)
		issue (units)	Listing date	Expiry	
12801	Haitong Int'l Sec - China Taiping European Warrants Mar 17 A	40,000,000	2016/08/29	2017/03/30	10.00
12795	Haitong Int'l Sec - HKEX European Warrants Jun 2017 A	68,000,000	2016/08/29	2017/06/09	10.20
12802	Haitong Int'l Sec - PICC Group European Warrants Jun 2017 A	30,000,000	2016/08/29	2017/06/28	11.16
12798	Haitong Int'l Sec - Tencent European Put Warrants Jan 2017 B	68,000,000	2016/08/29	2017/01/27	10.20
12799	Haitong Int'l Sec - Xinyi Glass European Warrants Aug 2018 A	40,000,000	2016/08/29	2018/08/08	10.00
12839	J P Morgan SP BV - Ch State Con European Warrants Dec 2017 A	80,000,000	2016/08/29	2017/12/19	12.00
12837	J P Morgan SP BV - Tencent European Warrants Sep 2017 C	200,000,000	2016/08/29	2017/09/01	50.40
12812	Macquarie Bank Ltd. - CEB Bank European Warrants Aug 2017 A	20,000,000	2016/08/29	2017/08/15	10.00
12809	Macquarie Bank Ltd. - Goldwind European Warrants Jun 2017 A	40,000,000	2016/08/29	2017/06/16	10.00
12826	SG Issuer - CKH European Put Warrants Mar 2017 B	30,000,000	2016/08/29	2017/03/03	11.85
12825	SG Issuer - China Life European Warrants Jun 2017 B	150,000,000	2016/08/29	2017/06/05	37.50
12803	SG Issuer - China Overseas European Warrants Mar 2017 A	40,000,000	2016/08/29	2017/03/03	10.40
12805	SG Issuer - China Overseas European Put Warrants Apr 2017 B	40,000,000	2016/08/29	2017/04/06	10.00
12829	SG Issuer - HSBC European Warrants May 2017 A	100,000,000	2016/08/29	2017/05/05	15.00
12827	SG Issuer - HSCEI European Warrants Sep 2017 A	150,000,000	2016/08/29	2017/09/28	24.75
12828	SG Issuer - HSI European Warrants Feb 2017 D	150,000,000	2016/08/29	2017/02/27	27.00
12831	SG Issuer - Huaneng Power European Warrants Mar 2017 A	20,000,000	2016/08/29	2017/03/03	11.40
12808	SG Issuer - Ping An European Warrants Apr 2017 A	120,000,000	2016/08/29	2017/04/06	30.00
12834	SG Issuer - Stanchart European Warrants Mar 2017 A	20,000,000	2016/08/29	2017/03/03	11.00
12813	UBS AG - China Mobile European Put Warrants Jan 2017 B	100,000,000	2016/08/29	2017/01/25	26.30
12835	UBS AG - Kingsoft European Warrants Mar 2017 A	100,000,000	2016/08/29	2017/03/31	25.10
27262 #	J P Morgan SP BV - China Life European Warrants Dec 2016 B	250,000,000	2016/08/29	2016/12/30	10.50
12850	BOCI Asia Ltd. - China Life European Put Warrants Jan 2017 A	100,000,000	2016/08/30	2017/01/05	15.00
12848	BOCI Asia Ltd. - CNOOC European Warrants Mar 2017 A	100,000,000	2016/08/30	2017/03/02	46.30
12845	BOCI Asia Ltd. - Sinopec Corp European Warrants Mar 2017 A	100,000,000	2016/08/30	2017/03/06	41.40
12843	BOCI Asia Ltd. - Galaxy Ent European Warrants Mar 2017 B	100,000,000	2016/08/30	2017/03/06	25.10
12844	BOCI Asia Ltd. - Galaxy Ent European Put Warrants Mar 2017 C	100,000,000	2016/08/30	2017/03/13	25.00
12842	BOCI Asia Ltd. - HSBC European Put Warrants Mar 2017 A	100,000,000	2016/08/30	2017/03/20	26.90
12847	BOCI Asia Ltd. - PetroChina European Warrants Mar 2017 A	100,000,000	2016/08/30	2017/03/03	30.60
12851	BOCI Asia Ltd. - Sands China European Warrants Mar 2017 B	100,000,000	2016/08/30	2017/03/03	25.00
12849	BOCI Asia Ltd. - Sands China European Put Wts Mar 2017 A	100,000,000	2016/08/30	2017/03/10	26.60
12869	Credit Suisse AG - HSBC European Wts Mar 2017 A	100,000,000	2016/08/30	2017/03/03	25.00
12853	HK Bank - Agricultural Bank European Warrants Jul 2017 B	80,000,000	2016/08/30	2017/07/26	12.00
12854	HK Bank - HKEX European Put Warrants Sep 2017 A	150,000,000	2016/08/30	2017/09/25	22.50
12872	J P Morgan SP BV - Car Inc European Warrants Jun 2018 A	60,000,000	2016/08/30	2018/06/29	15.06
12873	J P Morgan SP BV - CRRC Times European Warrants Mar 2017 A	50,000,000	2016/08/30	2017/03/02	23.35
12859	Macquarie Bank Ltd. - Anhui Conch European Wts Apr 2017 A	30,000,000	2016/08/30	2017/04/05	10.02
12856	Macquarie Bank Ltd. - China Overseas European Wts Nov 2017 A	40,000,000	2016/08/30	2017/11/02	10.00
12857	Macquarie Bank Ltd. - CPIC European Warrants Apr 2017 A	40,000,000	2016/08/30	2017/04/05	10.00
12860	Macquarie Bank Ltd. - ICBC European Put Warrants Aug 2017 A	36,000,000	2016/08/30	2017/08/02	10.19
12855	Macquarie Bank Ltd. - Tencent European Warrants Jul 2018 A	40,000,000	2016/08/30	2018/07/04	10.00
12861	SG Issuer - AGBK European Warrants Aug 2017 A	80,000,000	2016/08/30	2017/08/03	12.00
12864	SG Issuer - BOCL European Warrants Sep 2017 A	80,000,000	2016/08/30	2017/09/05	20.00
12865	SG Issuer - BOCL European Put Warrants Mar 2017 B	80,000,000	2016/08/30	2017/03/03	16.00

MAIN BOARD WARRANTS

Code	Derivative warrants	No. of			Amount raised (HK\$ mil.)
		issue (units)	Listing date	Expiry	
12840	SG Issuer – Kingsoft European Warrants Jul 2017 A	40,000,000	2016/08/30	2017/07/05	10.00
12866	SG Issuer – Tencent European Warrants Mar 2017 E	400,000,000	2016/08/30	2017/03/03	100.00
12841	SG Issuer – Tencent European Warrants May 2017 A	400,000,000	2016/08/30	2017/05/05	100.00
12868	SG Issuer – Tencent European Warrants Aug 2017 B	400,000,000	2016/08/30	2017/08/03	100.00
12870	UBS AG – China Life European Warrants Jul 2017 A	100,000,000	2016/08/30	2017/07/26	16.90
12871	UBS AG – Link REIT European Warrants Feb 2017 A	70,000,000	2016/08/30	2017/02/10	10.92
12881	Credit Suisse AG – Kingsoft European Warrants May 2017 A	50,000,000	2016/08/31	2017/05/02	12.50
12878	Credit Suisse AG – Link REIT European Warrants Mar 2017 A	40,000,000	2016/08/31	2017/03/03	10.00
12875	Bank of East Asia – R&F Ppt European Warrants Sep 2017 A	40,000,000	2016/08/31	2017/09/07	10.00
12876	Bank of East Asia – Tencent Holdings European Wts Oct 2017 A	40,000,000	2016/08/31	2017/10/20	10.00
12884	J P Morgan SP BV – Agricultural Bk Euro Warrants Aug 2017 A	100,000,000	2016/08/31	2017/08/01	15.10
12887	J P Morgan SP BV – Shenzhou Intl European Warrants Mar 2017A	40,000,000	2016/08/31	2017/03/02	28.60
12874	Macquarie Bank Ltd. – CNBM European Warrants May 2017 A	20,000,000	2016/08/31	2017/05/04	10.00
12882	Macquarie Bank Ltd. – Ch State Con European Wts Jan 2018 A	40,000,000	2016/08/31	2018/01/03	10.00
12877	Macquarie Bank Ltd. – China Vanke European Put Wts Apr17B	40,000,000	2016/08/31	2017/04/05	10.00
11582 #	J P Morgan SP BV – HSI European Put Warrants Jan 2017 D	300,000,000	2016/08/31	2017/01/26	22.80
12891	BNP Paribas Arbit Issu B.V. – Ping An European Wt Mar 2017 A	60,000,000	2016/09/01	2017/03/02	15.00
12889	BNP Paribas Arbit Issu B.V. – Tencent Hldgs Eu Wt Oct 2017 A	100,000,000	2016/09/01	2017/10/03	24.00
12892	Credit Suisse AG – Car Inc European Warrants Dec 2017 A	40,000,000	2016/09/01	2017/12/29	10.00
12896	Credit Suisse AG – CKP European Warrants Mar 2017 A	40,000,000	2016/09/01	2017/03/03	10.00
12894	Credit Suisse AG – CRCC European Warrants Jul 2017 A	70,000,000	2016/09/01	2017/07/05	10.50
12895	Credit Suisse AG – China Tel European Warrants Mar 2017 A	40,000,000	2016/09/01	2017/03/03	10.00
12901	J P Morgan SP BV – Galaxy Ent European Warrants Apr 2017 A	100,000,000	2016/09/01	2017/04/03	16.00
12898	J P Morgan SP BV – China Mengniu European Wts Sep 2017 A	60,000,000	2016/09/01	2017/09/04	15.06
12888	Macquarie Bank Ltd. – Xinyi Solar European Warrants Jul 17 A	20,000,000	2016/09/01	2017/07/18	10.00
12919	Credit Suisse AG – Tencent Holdings European Wts Mar 2017 B	50,000,000	2016/09/02	2017/03/03	34.00
12913	Goldman Sachs SP (Asia) – Ping An European Wts Mar 2017 A	80,000,000	2016/09/02	2017/03/28	20.00
12914	Goldman Sachs SP (Asia) – Tencent European Put Wt Jan 2017 D	100,000,000	2016/09/02	2017/01/25	15.00
12906	HK Bank – AIA European Warrants Jan 2017 A	80,000,000	2016/09/02	2017/01/27	12.00
12910	HK Bank – Sinopec Corp European Warrants Mar 2017 A	50,000,000	2016/09/02	2017/03/01	20.00
12908	HK Bank – Lenovo European Warrants Mar 2017 A	50,000,000	2016/09/02	2017/03/01	20.00
12904	Macquarie Bank Ltd. – Car Inc European Warrants May 2018 A	40,000,000	2016/09/02	2018/05/18	10.08
12912	Macquarie Bank Ltd. – China Life European Put Warrants Apr17B	9,000,000	2016/09/02	2017/04/05	10.02
12905	Macquarie Bank Ltd. – Galaxy Ent European Put Wts Apr 2017 A	40,000,000	2016/09/02	2017/04/05	10.00
12902	SG Issuer – Anhui Conch European Warrants Apr 2017 A	40,000,000	2016/09/02	2017/04/06	10.00
12915	SG Issuer – China Life European Put Warrants May 2017 A	150,000,000	2016/09/02	2017/05/05	25.50
12917	SG Issuer – HSCEI European Put Warrants Mar 2017 B	150,000,000	2016/09/02	2017/03/30	30.00
12903	SG Issuer – Link REIT European Warrants May 2017 A	30,000,000	2016/09/02	2017/05/05	10.05
12918	SG Issuer – Wynn European Warrants Sep 2017 A	60,000,000	2016/09/02	2017/09/05	15.00
12923	BOCI Asia Ltd. – CGS European Warrants Aug 2018 A	100,000,000	2016/09/05	2018/08/02	18.60
12924	BOCI Asia Ltd. – CM Bank European Warrants Jun 2017 A	100,000,000	2016/09/05	2017/06/02	18.00
12920	BOCI Asia Ltd. – Ch Overseas European Warrants Jul 2017 A	100,000,000	2016/09/05	2017/07/31	25.30
12921	BOCI Asia Ltd. – Chi Res Land European Warrants Mar 2017 A	100,000,000	2016/09/05	2017/03/02	18.60
12922	BOCI Asia Ltd. – Haitong Sec European Warrants Mar 2017 A	100,000,000	2016/09/05	2017/03/02	15.10

MAIN BOARD WARRANTS

Code	Derivative warrants	No. of			Amount raised (HK\$ mil.)
		issue (units)	Listing date	Expiry	
12925	BOCI Asia Ltd. – Ping An European Warrants Apr 2017 A	200,000,000	2016/09/05	2017/04/03	50.00
12926	BNP Paribas Arbit Issu B.V. – China Overseas Eu Wt Dec 2017A	40,000,000	2016/09/05	2017/12/04	10.00
12939	Haitong Int'l Sec – China Life European Warrants Dec 2016 B	68,000,000	2016/09/05	2016/12/30	10.20
12942	Haitong Int'l Sec – China Life European Warrants Oct 2018 A	68,000,000	2016/09/05	2018/10/26	17.00
12936	Haitong Int'l Sec – Sinopec Corp European Wts Mar 2017 B	40,000,000	2016/09/05	2017/03/06	10.00
12935	Haitong Int'l Sec – Sinopec Corp European Wts Oct 2017 A	40,000,000	2016/09/05	2017/10/31	10.36
12937	Haitong Int'l Sec – Tencent European Warrants Dec 2016 B	35,000,000	2016/09/05	2016/12/28	10.12
12938	Haitong Int'l Sec – Tencent European Put Warrants Mar 2018 A	50,000,000	2016/09/05	2018/03/27	12.50
12943	Haitong Int'l Sec – CRRC Times European Warrants Mar 2017 A	40,000,000	2016/09/05	2017/03/08	10.72
12944	J P Morgan SP BV – AAC Acoustic European Warrants Mar 2018 A	100,000,000	2016/09/05	2018/03/05	25.20
12945	J P Morgan SP BV – Li Ning European Warrants Apr 2018 A	100,000,000	2016/09/05	2018/04/16	15.00
12927	Macquarie Bank Ltd. – Kingsoft European Warrants Apr 2017 A	34,000,000	2016/09/05	2017/04/05	10.03
12928	SG Issuer – Fosun Intl European Warrants Dec 2017 A	80,000,000	2016/09/05	2017/12/05	14.80
12931	SG Issuer – HSBC European Warrants Oct 2017 A	100,000,000	2016/09/05	2017/10/06	25.00
12934	SG Issuer – Petch European Put Warrants Apr 2017 A	60,000,000	2016/09/05	2017/04/06	18.60
12954	Credit Suisse AG – AAC Acoustic European Warrants Oct 2017 A	70,000,000	2016/09/06	2017/10/10	17.50
12955	J P Morgan SP BV – A50 China European Warrants Mar 2017 B	100,000,000	2016/09/06	2017/03/02	15.30
12957	J P Morgan SP BV – HSBC European Put Warrants Apr 2017 A	100,000,000	2016/09/06	2017/04/03	30.30
12959	J P Morgan SP BV – HSI European Put Warrants Mar 2017 D	300,000,000	2016/09/06	2017/03/30	75.00
12958	J P Morgan SP BV – HSI European Put Warrants Apr 2017 B	500,000,000	2016/09/06	2017/04/27	75.00
12956	J P Morgan SP BV – China Vanke European Warrants Apr 2017 B	100,000,000	2016/09/06	2017/04/05	25.00
12946	Macquarie Bank Ltd. – BankComm European Warrants Sep 2017 A	40,000,000	2016/09/06	2017/09/04	10.00
12947	Macquarie Bank Ltd. – SMIC European Warrants Oct 2018 A	40,000,000	2016/09/06	2018/10/16	10.00
12948	Macquarie Bank Ltd. – Tencent European Put Wts Apr 2017 A	10,000,000	2016/09/06	2017/04/05	17.54
12949	SG Issuer – CSOP A50 ETF European Warrants Mar 2017 B	30,000,000	2016/09/06	2017/03/03	16.50
12950	SG Issuer – A50 China European Warrants Mar 2017 B	30,000,000	2016/09/06	2017/03/03	15.30
12951	SG Issuer – A50 China European Put Warrants Feb 2017 B	300,000,000	2016/09/06	2017/02/03	45.00
12953	SG Issuer – HKEX European Put Warrants Oct 2017 A	200,000,000	2016/09/06	2017/10/06	30.00
12963	BNP Paribas Arbit Issu B.V. – BOCL European Wts Sep 2018 A	50,000,000	2016/09/07	2018/09/04	12.50
12961	BNP Paribas Arbit Issu B.V. – CC Bank Euro Wts Dec 2017 B	50,000,000	2016/09/07	2017/12/04	12.50
12966	BNP Paribas Arbit Issu B.V. – HSBC European Wts Dec 2017 B	50,000,000	2016/09/07	2017/12/04	12.50
12962	BNP Paribas Arbit Issu B.V. – ICBC European Wts Dec 2017 B	50,000,000	2016/09/07	2017/12/04	12.50
10416	BNP Paribas Arbit Issu B.V. – Oil Futures Euro Wt May 2017 A	50,000,000	2016/09/07	2017/05/18	12.50
10417	BNP Paribas Arbit Issu B.V. – Oil Futures Eu Put Wt May 17 B	50,000,000	2016/09/07	2017/05/18	12.50
12964	BNP Paribas Arbit Issu B.V. – Ping An European Wt May 2017 A	60,000,000	2016/09/07	2017/05/04	10.20
12988	Credit Suisse AG – China Railway European Warrants Mar 2017A	30,000,000	2016/09/07	2017/03/07	14.40
12991	Credit Suisse AG – HSBC European Wts Apr 2017 B	100,000,000	2016/09/07	2017/04/05	25.00
12985	Credit Suisse AG – HSBC European Put Warrants Mar 2017 B	40,000,000	2016/09/07	2017/03/31	10.00
12990	Credit Suisse AG – Sunny Optical European Warrants Mar 2017A	30,000,000	2016/09/07	2017/03/07	15.60
12969	Haitong Int'l Sec – Chi Res Power European Warrants Jun 17 A	40,000,000	2016/09/07	2017/06/30	10.00
12970	Haitong Int'l Sec – CSPC Pharma European Warrants Jun 2018 A	40,000,000	2016/09/07	2018/06/28	10.00
12967	Haitong Int'l Sec – Galaxy Ent European Warrants Jan 2017 B	68,000,000	2016/09/07	2017/01/20	12.31
12968	Haitong Int'l Sec – HKEX European Warrants Aug 2017 A	68,000,000	2016/09/07	2017/08/29	10.20
12971	Haitong Int'l Sec – Ping An European Warrants Mar 2017 A	68,000,000	2016/09/07	2017/03/29	12.58

MAIN BOARD WARRANTS

Code	Derivative warrants	No. of			Amount raised (HK\$ mil.)
		issue (units)	Listing date	Expiry	
12983	J P Morgan SP BV – CGN Power European Warrants Apr 2017 A	60,000,000	2016/09/07	2017/04/05	16.20
12972	Macquarie Bank Ltd. – BYD European Warrants May 2017 A	24,000,000	2016/09/07	2017/05/04	10.01
12975	Macquarie Bank Ltd. – Sands China European Wts Apr 2017 C	9,000,000	2016/09/07	2017/04/05	11.19
12973	Macquarie Bank Ltd. – China Vanke European Warrants May 17 A	40,000,000	2016/09/07	2017/05/04	10.00
12960	SG Issuer – AAC Tech European Warrants Dec 2017 A	60,000,000	2016/09/07	2017/12/05	15.00
12976	SG Issuer – PICC P&C European Warrants Apr 2017 A	10,000,000	2016/09/07	2017/04/06	10.00
12981	UBS AG – Galaxy Ent European Warrants Mar 2017 A	70,000,000	2016/09/07	2017/03/23	10.50
12979	UBS AG – HSBC European Warrants Jun 2017 A	100,000,000	2016/09/07	2017/06/02	16.40
12980	UBS AG – HSBC European Put Warrants Feb 2017 A	100,000,000	2016/09/07	2017/02/13	15.00
12996	BOCI Asia Ltd. – China Life European Warrants Aug 2017 A	200,000,000	2016/09/08	2017/08/02	33.20
12992	BOCI Asia Ltd. – HSBC European Warrants Apr 2017 A	200,000,000	2016/09/08	2017/04/05	50.00
12995	BOCI Asia Ltd. – HSBC European Put Warrants Apr 2017 B	200,000,000	2016/09/08	2017/04/05	80.00
13009	BNP Paribas Arbit Issu B.V. – HKEX European Wts Mar 2018 A	70,000,000	2016/09/08	2018/03/02	12.60
13022	BNP Paribas Arbit Issu B.V. – HSBC European Wts Mar 2018 A	50,000,000	2016/09/08	2018/03/02	12.50
13019	BNP Paribas Arbit Issu B.V. – HSI European Wts Mar 2017 D	100,000,000	2016/09/08	2017/03/30	15.00
13018	BNP Paribas Arbit Issu B.V. – HSI Euro Put Wts May 2017 B	100,000,000	2016/09/08	2017/05/29	25.00
13017	BNP Paribas Arbit Issu B.V. – Sunny Optical Euro Wts Apr17A	40,000,000	2016/09/08	2017/04/05	21.20
13010	BNP Paribas Arbit Issu B.V. – Tencent Hldgs Eu Wt Dec 2018 A	70,000,000	2016/09/08	2018/12/04	17.50
13049	Credit Suisse AG – HSBC European Wts Mar 2017 D	100,000,000	2016/09/08	2017/03/31	25.00
13048	Credit Suisse AG – HSBC European Put Warrants Apr 2017 D	40,000,000	2016/09/08	2017/04/03	11.20
13043	Credit Suisse AG – PetroChina European Warrants Mar 2017 A	40,000,000	2016/09/08	2017/03/08	10.00
13044	Credit Suisse AG – Ping An European Warrants Mar 2017 B	80,000,000	2016/09/08	2017/03/08	20.00
13001	Goldman Sachs SP (Asia) – CSOP A50 ETF Euro Wts Mar 2017 A	60,000,000	2016/09/08	2017/03/30	15.00
13000	Goldman Sachs SP (Asia) – HSBC European Warrants Apr 2017 A	80,000,000	2016/09/08	2017/04/28	20.00
13046	Goldman Sachs SP (Asia) – HSI European Put Wts Mar 2017 C	200,000,000	2016/09/08	2017/03/30	32.80
13006	Goldman Sachs Sp (Asia) – ICBC European Warrants May 2017 A	60,000,000	2016/09/08	2017/05/31	15.00
13055	J P Morgan SP BV – BOCL European Warrants May 2017 C	100,000,000	2016/09/08	2017/05/17	15.10
13054	J P Morgan SP BV – CSOP A50 ETF European Warrants Apr 2017 A	100,000,000	2016/09/08	2017/04/03	25.50
13050	J P Morgan SP BV – HSBC European Warrants Apr 2017 B	100,000,000	2016/09/08	2017/04/03	25.20
13052	J P Morgan SP BV – HSBC European Warrants Aug 2017 A	100,000,000	2016/09/08	2017/08/04	25.40
13053	J P Morgan SP BV – Sands China European Put Wts Apr 2017 C	100,000,000	2016/09/08	2017/04/05	25.10
13008	Macquarie Bank Ltd. – China Taiping European Wts Apr 2017 A	39,000,000	2016/09/08	2017/04/05	10.18
13026	Macquarie Bank Ltd. – HSBC European Warrants Apr 2017 B	40,000,000	2016/09/08	2017/04/05	10.00
13024	Macquarie Bank Ltd. – HSBC European Put Warrants Apr 2017 A	40,000,000	2016/09/08	2017/04/05	10.00
13007	Macquarie Bank Ltd. – Kingsoft European Warrants Feb 2018 A	40,000,000	2016/09/08	2018/02/02	10.00
12999	Macquarie Bank Ltd. – Tencent European Warrants Apr 2019 A	40,000,000	2016/09/08	2019/04/02	10.00
13032	SG Issuer – Ch Mob European Warrants Mar 2017 C	80,000,000	2016/09/08	2017/03/03	17.60
13031	SG Issuer – Ch Mob European Warrants Apr 2017 B	80,000,000	2016/09/08	2017/04/06	41.60
13033	SG Issuer – HSBC European Warrants Apr 2017 D	100,000,000	2016/09/08	2017/04/06	25.00
13037	SG Issuer – HSBC European Put Warrants Apr 2017 E	100,000,000	2016/09/08	2017/04/06	25.00
13038	SG Issuer – HSBC European Put Warrants Apr 2017 F	100,000,000	2016/09/08	2017/04/06	41.50
13040	UBS AG – CNOOC European Warrants Mar 2017 A	50,000,000	2016/09/08	2017/03/08	13.10
13039	UBS AG – ICBC European Warrants May 2017 A	70,000,000	2016/09/08	2017/05/08	17.64
13080	Credit Suisse AG – Sands China European Warrants Apr 2017 A	60,000,000	2016/09/09	2017/04/05	15.00

MAIN BOARD WARRANTS

Code	Derivative warrants	No. of			Amount raised (HK\$ mil.)
		issue (units)	Listing date	Expiry	
13083	Goldman Sachs SP (Asia) – Geely Auto European Wts Mar 2017 A	40,000,000	2016/09/09	2017/03/31	15.44
13067	HK Bank – China Mobile European Warrants Jan 2017 C	80,000,000	2016/09/09	2017/01/23	24.00
13065	HK Bank – Galaxy Ent European Warrants Mar 2017 B	80,000,000	2016/09/09	2017/03/30	20.00
13064	HK Bank – HSCEI European Warrants Sep 2017 A	180,000,000	2016/09/09	2017/09/28	27.00
13066	HK Bank – Sands China European Warrants Mar 2017 B	80,000,000	2016/09/09	2017/03/30	20.00
13061	Haitong Int'l Sec – HKEX European Warrants Feb 2018 A	68,000,000	2016/09/09	2018/02/27	11.15
13059	Haitong Int'l Sec – HSBC European Warrants Apr 2017 A	40,000,000	2016/09/09	2017/04/10	10.00
13060	Haitong Int'l Sec – HSBC European Put Warrants Apr 2017 B	40,000,000	2016/09/09	2017/04/10	10.80
13062	Haitong Int'l Sec – ICBC European Warrants Apr 2017 A	40,000,000	2016/09/09	2017/04/18	10.00
13063	Haitong Int'l Sec – Ping An European Warrants Mar 2017 B	68,000,000	2016/09/09	2017/03/28	10.20
13090	J P Morgan SP BV – CITIC Bank European Warrants Apr 2017 A	100,000,000	2016/09/09	2017/04/05	25.30
13087	J P Morgan SP BV – CNOOC European Warrants Feb 2017 A	100,000,000	2016/09/09	2017/02/28	27.80
13092	J P Morgan SP BV – GF Sec European Warrants Feb 2017 A	70,000,000	2016/09/09	2017/02/02	10.50
13086	J P Morgan SP BV – HSBC European Put Warrants May 2017 A	100,000,000	2016/09/09	2017/05/02	36.80
13084	J P Morgan SP BV – HSCEI European Wts Sep 2017 A	200,000,000	2016/09/09	2017/09/28	30.40
13091	J P Morgan SP BV – HTSC European Warrants Mar 2017 A	60,000,000	2016/09/09	2017/03/31	11.04
13085	J P Morgan SP BV – Sands China European Put Wts May 2017 A	100,000,000	2016/09/09	2017/05/02	29.20
13089	J P Morgan SP BV – Techtronic European Warrants Jul 2017 A	60,000,000	2016/09/09	2017/07/03	20.88
13056	Macquarie Bank Ltd. – CC Bank European Put Warrants Apr 17 B	40,000,000	2016/09/09	2017/04/05	10.04
13081	Macquarie Bank Ltd. – China EB Int'l European Wts Dec 2017 A	40,000,000	2016/09/09	2017/12/18	10.00
13071	Macquarie Bank Ltd. – CKH European Warrants Apr 2017 A	21,000,000	2016/09/09	2017/04/05	10.02
13082	Macquarie Bank Ltd. – Melco Int'l Dev Euro Wts Feb 2018 A	40,000,000	2016/09/09	2018/02/02	10.00
13058	Macquarie Bank Ltd. – PCCW European Warrants Apr 2017 B	39,000,000	2016/09/09	2017/04/05	10.14
13068	Macquarie Bank Ltd. – Ping An European Warrants May 2017 B	12,000,000	2016/09/09	2017/05/04	10.72
13069	Macquarie Bank Ltd. – Ping An European Put Warrants Jun 17 A	40,000,000	2016/09/09	2017/06/02	10.00
13070	Macquarie Bank Ltd. – Yuexiu Property Euro Wts Dec 2017 A	40,000,000	2016/09/09	2017/12/14	10.00
13072	SG Issuer – CCB European Warrants May 2017 A	80,000,000	2016/09/09	2017/05/05	20.00
13073	SG Issuer – CKH European Warrants Apr 2017 B	30,000,000	2016/09/09	2017/04/06	11.70
13075	SG Issuer – HSBC European Warrants May 2017 B	100,000,000	2016/09/09	2017/05/05	25.00
13074	SG Issuer – HSI European Warrants May 2017 B	150,000,000	2016/09/09	2017/05/29	22.50
13079	SG Issuer – Ping An European Put Warrants Apr 2017 B	120,000,000	2016/09/09	2017/04/06	37.80
12328 #	Credit Suisse AG – HSBC European Put Warrants Feb 2017 A	150,000,000	2016/09/09	2017/02/27	10.05
13102	BNP Paribas Arbit Issu B.V. – CITIC Sec Euro Wts Dec 2017 A	40,000,000	2016/09/12	2017/12/04	10.00
13101	BNP Paribas Arbit Issu B.V. – CKH European Wts Apr 2017 B	40,000,000	2016/09/12	2017/04/05	13.20
13104	BNP Paribas Arbit Issu B.V. – Galaxy Ent Euro Wts Dec 2017 A	50,000,000	2016/09/12	2017/12/04	12.50
13129	Credit Suisse AG – AIA European Put Warrants Feb 2017 B	60,000,000	2016/09/12	2017/02/06	10.80
13136	Credit Suisse AG – BOCL European Warrants May 2017 A	60,000,000	2016/09/12	2017/05/24	11.40
13134	Credit Suisse AG – CITIC European Warrants Mar 2017 A	30,000,000	2016/09/12	2017/03/13	15.00
13133	Credit Suisse AG – HKEX European Warrants Apr 2017 B	60,000,000	2016/09/12	2017/04/06	25.80
13135	Credit Suisse AG – SHK Ppt European Warrants Mar 2017 A	40,000,000	2016/09/12	2017/03/02	11.20
13130	Credit Suisse AG – Tencent Holdings European Wts Dec 2016 F	50,000,000	2016/09/12	2016/12/30	14.50
13131	Credit Suisse AG – Tencent Holdings European Wts Mar 2017 C	50,000,000	2016/09/12	2017/03/02	17.00
13132	Credit Suisse AG – Tencent Holdings Euro Put Wts Apr 2017 D	90,000,000	2016/09/12	2017/04/05	17.10
13095	Goldman Sachs SP (Asia) – BOCL European Warrants May 2017 B	80,000,000	2016/09/12	2017/05/17	12.00

MAIN BOARD WARRANTS

Code	Derivative warrants	No. of			Amount raised (HK\$ mil.)
		issue (units)	Listing date	Expiry	
13094	Goldman Sachs SP (Asia) – CKH European Wts Mar 2017 A	30,000,000	2016/09/12	2017/03/31	11.70
13096	Goldman Sachs SP (Asia) – Tencent European Wt Jun 2017 B	200,000,000	2016/09/12	2017/06/08	34.00
13098	HK Bank – HSI European Warrants Mar 2017 D	180,000,000	2016/09/12	2017/03/30	45.00
13097	HK Bank – HSI European Warrants Jun 2017 C	180,000,000	2016/09/12	2017/06/29	28.80
13099	HK Bank – HSI European Put Warrants Mar 2017 E	180,000,000	2016/09/12	2017/03/30	27.00
13139	J P Morgan SP BV – HKEX European Warrants Mar 2018 A	200,000,000	2016/09/12	2018/03/01	33.60
13107	J P Morgan SP BV – HSI European Put Warrants Apr 2017 C	500,000,000	2016/09/12	2017/04/27	125.50
13140	J P Morgan SP BV – Tencent European Warrants Oct 2017 A	200,000,000	2016/09/12	2017/10/13	36.40
13105	Macquarie Bank Ltd. – AIA European Warrants Apr 2017 A	40,000,000	2016/09/12	2017/04/05	10.00
13106	Macquarie Bank Ltd. – HSBC European Warrants Apr 2017 C	40,000,000	2016/09/12	2017/04/05	10.00
13108	SG Issuer – China Life European Warrants Oct 2018 A	150,000,000	2016/09/12	2018/10/04	37.50
13093	SG Issuer – HKEX European Warrants Apr 2017 C	20,000,000	2016/09/12	2017/04/06	10.80
13114	SG Issuer – HSBC European Warrants Oct 2017 B	100,000,000	2016/09/12	2017/10/06	25.00
13109	SG Issuer – HSI European Warrants Apr 2017 A	150,000,000	2016/09/12	2017/04/27	37.50
13113	SG Issuer – HSI European Put Warrants Apr 2017 B	150,000,000	2016/09/12	2017/04/27	37.50
13115	SG Issuer – Tencent European Warrants Oct 2017 C	400,000,000	2016/09/12	2017/10/06	100.00
13116	SG Issuer – Tencent European Warrants Dec 2017 A	400,000,000	2016/09/12	2017/12/05	100.00
13117	SG Issuer – Tencent European Put Warrants Jul 2017 C	400,000,000	2016/09/12	2017/07/05	100.00
13119	UBS AG – China Life European Warrants Jan 2017 A	30,000,000	2016/09/12	2017/01/06	15.66
13121	UBS AG – HKEX European Warrants Mar 2017 A	50,000,000	2016/09/12	2017/03/13	24.75
13120	UBS AG – HSBC European Warrants Mar 2017 A	100,000,000	2016/09/12	2017/03/20	25.30
13126	UBS AG – HSI European Warrants Mar 2017 E	300,000,000	2016/09/12	2017/03/30	76.20
13118	UBS AG – HSI European Put Warrants Mar 2017 D	300,000,000	2016/09/12	2017/03/30	75.00
13123	UBS AG – Tencent Holdings European Warrants Jan 2017 E	50,000,000	2016/09/12	2017/01/24	35.00
13122	UBS AG – Tencent Holdings European Put Warrants Mar 2017 B	200,000,000	2016/09/12	2017/03/13	51.80
20166 #	J P Morgan SP BV – Evergrande European Warrants Jul 2017 A	200,000,000	2016/09/12	2017/07/03	10.40
13146	BOCI Asia Ltd. – Agricultural Bk European Wts Jul 2017 A	100,000,000	2016/09/13	2017/07/31	18.00
13147	BOCI Asia Ltd. – CKH European Warrants Apr 2017 A	100,000,000	2016/09/13	2017/04/07	41.90
13143	BOCI Asia Ltd. – HKEX European Warrants Dec 2017 B	200,000,000	2016/09/13	2017/12/18	50.00
13144	BOCI Asia Ltd. – HKEX European Put Warrants Dec 2017 C	200,000,000	2016/09/13	2017/12/27	50.00
13145	BOCI Asia Ltd. – Tencent Holdings European Wts Oct 2017 A	200,000,000	2016/09/13	2017/10/16	40.00
13152	BNP Paribas Arbit Issu B.V. – HSBC Euro Put Wts Apr 2017 B	50,000,000	2016/09/13	2017/04/05	10.50
13153	BNP Paribas Arbit Issu B.V. – SHK Ppt Euro Wts May 2017 A	40,000,000	2016/09/13	2017/05/04	14.40
13150	BNP Paribas Arbit Issu B.V. – Tencent Hldgs Eu Wt Mar 2018 A	100,000,000	2016/09/13	2018/03/02	25.00
13174	Credit Suisse AG – China Cinda European Warrants Apr 2017 A	40,000,000	2016/09/13	2017/04/06	10.00
13171	Credit Suisse AG – Fosun Intl European Warrants Nov 2017 A	50,000,000	2016/09/13	2017/11/30	12.50
13173	Credit Suisse AG – Geely Auto European Warrants Mar 2017 B	40,000,000	2016/09/13	2017/03/13	23.60
13170	Credit Suisse AG – Tencent Holdings European Wts Jul 2017 B	100,000,000	2016/09/13	2017/07/05	25.00
13172	Credit Suisse AG – CSR Times European Warrants Mar 2017 A	40,000,000	2016/09/13	2017/03/13	16.00
13142	Goldman Sachs SP (Asia) – HSI European Warrants Jun 2017 B	200,000,000	2016/09/13	2017/06/29	30.00
13168	Goldman Sachs SP (Asia) – Ping An European Wts Mar 2017 B	80,000,000	2016/09/13	2017/03/27	12.00
13169	Goldman Sachs SP (Asia) – Tencent European Wt Dec 2016 J	50,000,000	2016/09/13	2016/12/23	11.85
13156	HK Bank – China Life European Warrants Oct 2017 A	80,000,000	2016/09/13	2017/10/30	14.40
13155	HK Bank – Foxconn European Warrants Jun 2017 A	50,000,000	2016/09/13	2017/06/30	12.50
13158	HK Bank – Tencent European Warrants Jan 2017 D	50,000,000	2016/09/13	2017/01/24	25.00

MAIN BOARD WARRANTS

Code	Derivative warrants	No. of			Amount raised (HK\$ mil.)
		issue (units)	Listing date	Expiry	
13157	HK Bank – Tencent European Put Warrants Mar 2017 B	80,000,000	2016/09/13	2017/03/31	12.00
13178	J P Morgan SP BV – AIA European Warrants May 2017 A	100,000,000	2016/09/13	2017/05/02	15.20
13180	J P Morgan SP BV – BYD European Warrants Apr 2017 A	60,000,000	2016/09/13	2017/04/03	26.64
13181	J P Morgan SP BV – Geely Auto European Warrants Jan 2017 A	60,000,000	2016/09/13	2017/01/27	30.84
13176	J P Morgan SP BV – HKEX European Warrants Mar 2017 B	100,000,000	2016/09/13	2017/03/31	79.70
13175	J P Morgan SP BV – ICBC European Warrants Jun 2017 A	100,000,000	2016/09/13	2017/06/01	18.90
13179	J P Morgan SP BV – Tencent European Warrants Dec 2017 B	200,000,000	2016/09/13	2017/12/01	50.20
13183	J P Morgan SP BV – Tencent European Put Warrants Apr 2017 B	200,000,000	2016/09/13	2017/04/05	50.00
13177	J P Morgan SP BV – Tracker Fund European Put Warrants Jun17A	80,000,000	2016/09/13	2017/06/02	12.16
13148	Macquarie Bank Ltd. – Chi Res Land European Wts Oct 2017 A	40,000,000	2016/09/13	2017/10/06	10.00
13161	Macquarie Bank Ltd. – Ping An European Warrants Jan 2018 A	10,000,000	2016/09/13	2018/01/03	11.86
13163	SG Issuer – HKEX European Warrants Jun 2018 A	200,000,000	2016/09/13	2018/06/05	50.00
13162	SG Issuer – HSI European Put Warrants Apr 2017 C	150,000,000	2016/09/13	2017/04/27	37.50
13167	SG Issuer – SHK P European Warrants May 2017 C	30,000,000	2016/09/13	2017/05/05	10.20
13166	SG Issuer – Stanchart European Warrants Apr 2017 A	20,000,000	2016/09/13	2017/04/06	10.00
13187	UBS AG – China Mobile European Warrants Feb 2017 A	100,000,000	2016/09/13	2017/02/24	27.00
13188	UBS AG – Fosun Intl European Warrants Nov 2017 A	70,000,000	2016/09/13	2017/11/27	17.50
13184	UBS AG – HKEX European Warrants Mar 2017 B	50,000,000	2016/09/13	2017/03/20	12.70
13185	UBS AG – HKEX European Put Warrants Feb 2017 B	100,000,000	2016/09/13	2017/02/24	16.90
13189	UBS AG – HSI European Warrants May 2017 A	300,000,000	2016/09/13	2017/05/29	75.00
13186	UBS AG – Tencent Holdings European Warrants Jul 2017 A	300,000,000	2016/09/13	2017/07/24	75.60
13205	BNP Paribas Arbit Issu B.V. – Geely Auto Euro Wts Apr 2017 A	30,000,000	2016/09/14	2017/04/05	18.60
13206	BNP Paribas Arbit Issu B.V. – HSCEI European Wts Dec 2017 A	100,000,000	2016/09/14	2017/12/28	20.00
13202	BNP Paribas Arbit Issu B.V. – HSI European Wts Jun 2017 B	100,000,000	2016/09/14	2017/06/29	17.00
13203	BNP Paribas Arbit Issu B.V. – HSI Euro Put Wts Mar 2017 E	100,000,000	2016/09/14	2017/03/30	25.00
13204	BNP Paribas Arbit Issu B.V. – Tencent Hldgs Eu Wt Aug 2017 A	100,000,000	2016/09/14	2017/08/02	23.00
13225	Credit Suisse AG – AIA European Warrants May 2017 A	70,000,000	2016/09/14	2017/05/04	11.20
13228	Credit Suisse AG – BYD European Warrants Apr 2017 A	30,000,000	2016/09/14	2017/04/03	19.50
13224	Credit Suisse AG – China Life European Warrants Apr 2017 A	80,000,000	2016/09/14	2017/04/28	12.00
13222	Credit Suisse AG – HKEX European Put Warrants Mar 2017 C	80,000,000	2016/09/14	2017/03/03	14.40
13221	Credit Suisse AG – HS H-SHARE European Warrants Mar 2017 B	70,000,000	2016/09/14	2017/03/03	14.00
13220	Credit Suisse AG – HSI European Put Warrants Mar 2017 B	120,000,000	2016/09/14	2017/03/30	18.00
13226	Credit Suisse AG – Jiangxi Copper European Wts Apr 2017 A	30,000,000	2016/09/14	2017/04/06	20.40
13227	Credit Suisse AG – Ping An European Warrants Jun 2017 B	80,000,000	2016/09/14	2017/06/05	20.00
13208	HK Bank – Kingsoft European Warrants Apr 2017 A	80,000,000	2016/09/14	2017/04/24	16.00
13191	HK Bank – Tencent European Warrants Jan 2017 E	180,000,000	2016/09/14	2017/01/27	27.00
13193	HK Bank – Tencent European Warrants Sep 2017 C	180,000,000	2016/09/14	2017/09/29	45.00
13230	J P Morgan SP BV – China Life European Warrants Nov 2017 A	200,000,000	2016/09/14	2017/11/01	50.00
13232	J P Morgan SP BV – China Mob European Wts Apr 2017 B	100,000,000	2016/09/14	2017/04/03	26.30
13229	J P Morgan SP BV – Evergrande European Warrants Jan 2018 A	100,000,000	2016/09/14	2018/01/10	15.00
13231	J P Morgan SP BV – Ping An European Warrants May 2017 A	100,000,000	2016/09/14	2017/05/04	25.00
13190	Macquarie Bank Ltd. – AIA European Put Warrants Mar 2017 A	40,000,000	2016/09/14	2017/03/02	10.04
13209	SG Issuer – AGBK European Warrants Apr 2017 A	80,000,000	2016/09/14	2017/04/06	20.00
13210	SG Issuer – BOCL European Warrants May 2017 A	80,000,000	2016/09/14	2017/05/05	20.00
13198	SG Issuer – CCB European Put Warrants Apr 2017 B	60,000,000	2016/09/14	2017/04/06	15.30

MAIN BOARD WARRANTS

Code	Derivative warrants	No. of			Amount raised (HK\$ mil.)
		issue (units)	Listing date	Expiry	
13199	SG Issuer – China Life European Put Warrants Apr 2017 A	150,000,000	2016/09/14	2017/04/06	37.50
13211	SG Issuer – Galaxy Ent European Warrants Aug 2017 A	80,000,000	2016/09/14	2017/08/03	20.00
13200	SG Issuer – ICBC European Put Wt Apr 2017 A	60,000,000	2016/09/14	2017/04/06	15.00
13212	SG Issuer – PICC P&C European Warrants Aug 2017 A	70,000,000	2016/09/14	2017/08/03	10.50
13213	SG Issuer – Ping An European Warrants Jun 2017 B	120,000,000	2016/09/14	2017/06/05	30.00
13201	SG Issuer – Tencent European Warrants Feb 2017 E	400,000,000	2016/09/14	2017/02/03	64.00
13215	UBS AG – China Life European Warrants May 2017 A	100,000,000	2016/09/14	2017/05/29	15.00
13214	UBS AG – Geely Auto European Warrants Mar 2017 A	40,000,000	2016/09/14	2017/03/13	20.04
13217	UBS AG – HSCEI European Warrants Dec 2017 A	100,000,000	2016/09/14	2017/12/28	25.00
13218	UBS AG – HSCEI European Put Warrants Mar 2017 A	100,000,000	2016/09/14	2017/03/30	19.10
13216	UBS AG – Ping An European Warrants Apr 2017 B	100,000,000	2016/09/14	2017/04/13	25.00
13219	UBS AG – Tencent Holdings European Warrants Feb 2017 C	50,000,000	2016/09/14	2017/02/24	19.70
27071 #	Credit Suisse AG – HKEX European Warrants Feb 2017 A	100,000,000	2016/09/14	2017/02/28	14.90
13244	BOCI Asia Ltd. – BOC HK European Warrants Apr 2017 B	100,000,000	2016/09/15	2017/04/10	15.80
13245	BOCI Asia Ltd. – BOCL European Warrants May 2017 A	100,000,000	2016/09/15	2017/05/22	25.00
13243	BOCI Asia Ltd. – China Life European Warrants May 2017 A	200,000,000	2016/09/15	2017/05/02	30.00
13246	BOCI Asia Ltd. – CSOP A50 ETF European Warrants Sep 2018 A	100,000,000	2016/09/15	2018/09/21	15.00
13250	BOCI Asia Ltd. – HSCEI European Warrants Dec 2017 A	100,000,000	2016/09/15	2017/12/28	19.70
13248	BOCI Asia Ltd. – HSI European Warrants Apr 2017 A	100,000,000	2016/09/15	2017/04/27	25.00
13249	BOCI Asia Ltd. – HSI European Put Warrants Mar 2017 B	100,000,000	2016/09/15	2017/03/30	15.00
13242	BOCI Asia Ltd. – ICBC European Warrants May 2017 A	100,000,000	2016/09/15	2017/05/15	30.90
13247	BOCI Asia Ltd. – Ping An European Warrants May 2017 A	200,000,000	2016/09/15	2017/05/05	50.00
13241	BNP Paribas Arbit Issu B.V. – BYD European Wts Apr 2017 A	30,000,000	2016/09/15	2017/04/05	19.20
13235	BNP Paribas Arbit Issu B.V. – China Life Euro Wts May 2017 A	70,000,000	2016/09/15	2017/05/04	10.50
13238	BNP Paribas Arbit Issu B.V. – China Life Euro Wts Dec 2018 A	60,000,000	2016/09/15	2018/12/04	15.00
13266	Credit Suisse AG – China Life European Put Wts Apr 2017 B	50,000,000	2016/09/15	2017/04/05	12.50
13269	Credit Suisse AG – GAC European Warrants Sep 2017 A	40,000,000	2016/09/15	2017/09/25	10.00
13268	Credit Suisse AG – GCL-Poly Energy European Wts Jun 2017 A	70,000,000	2016/09/15	2017/06/30	17.50
13265	J P Morgan SP BV – China Life European Warrants Dec 2017 A	100,000,000	2016/09/15	2017/12/29	25.10
13262	J P Morgan SP BV – Galaxy Ent European Warrants Jun 2017 A	100,000,000	2016/09/15	2017/06/01	25.10
13260	J P Morgan SP BV – Sands China European Warrants Jul 2017 A	100,000,000	2016/09/15	2017/07/03	25.10
13257	Macquarie Bank Ltd. – Geely Auto European Wts Apr 2017 A	18,000,000	2016/09/15	2017/04/05	10.04
13254	SG Issuer – China Life European Warrants May 2017 B	150,000,000	2016/09/15	2017/05/05	22.50
13252	SG Issuer – China Life European Warrants Jul 2017 A	150,000,000	2016/09/15	2017/07/05	22.50
13255	SG Issuer – Tencent European Warrants Jul 2017 D	400,000,000	2016/09/15	2017/07/05	100.00
13300	BNP Paribas Arbit Issu B.V. – AIA European Wts Dec 2017 A	50,000,000	2016/09/19	2017/12/04	12.50
13304	BNP Paribas Arbit Issu B.V. – BOCL European Wts Dec 2017 B	50,000,000	2016/09/19	2017/12/04	12.50
13301	BNP Paribas Arbit Issu B.V. – CC Bank Euro Wts Sep 2017 A	50,000,000	2016/09/19	2017/09/04	13.50
13297	BNP Paribas Arbit Issu B.V. – HKEX European Wts Mar 2017 B	30,000,000	2016/09/19	2017/03/02	19.20
13299	BNP Paribas Arbit Issu B.V. – HSBC European Wts Apr 2017 C	50,000,000	2016/09/19	2017/04/05	10.50
13306	BNP Paribas Arbit Issu B.V. – HS H-SHARE Euro Wts Sep 2017 A	40,000,000	2016/09/19	2017/09/04	12.40
13308	BNP Paribas Arbit Issu B.V. – HSI European Wts Aug 2017 B	100,000,000	2016/09/19	2017/08/30	25.00
13310	BNP Paribas Arbit Issu B.V. – HSI European Wts Oct 2017 A	100,000,000	2016/09/19	2017/10/30	25.00
13305	BNP Paribas Arbit Issu B.V. – Haitong Sec Eu Wts Sep 2017 A	50,000,000	2016/09/19	2017/09/04	10.00
13351	Credit Suisse AG – CITIC Sec European Warrants Aug 2017 A	40,000,000	2016/09/19	2017/08/28	10.00

MAIN BOARD WARRANTS

Code	Derivative warrants	No. of			Amount raised (HK\$ mil.)
		issue (units)	Listing date	Expiry	
13347	Credit Suisse AG – China Life European Warrants Sep 2017 A	80,000,000	2016/09/19	2017/09/08	20.00
13348	Credit Suisse AG – CPIC European Warrants Apr 2017 A	40,000,000	2016/09/19	2017/04/07	10.00
13353	Credit Suisse AG – HKEX European Warrants Mar 2017 D	60,000,000	2016/09/19	2017/03/31	81.00
13346	Credit Suisse AG – Haitong Sec European Warrants Aug 2017 A	50,000,000	2016/09/19	2017/08/31	10.50
13350	Credit Suisse AG – New World Dev European Wts Apr 2017 A	40,000,000	2016/09/19	2017/04/07	10.00
13345	Credit Suisse AG – Tencent Holdings European Wts Apr 2017 E	50,000,000	2016/09/19	2017/04/06	50.00
13344	Credit Suisse AG – Tencent Holdings European Wts Sep 2017 C	100,000,000	2016/09/19	2017/09/05	25.00
13278	Goldman Sachs SP (Asia) – CC Bank European Wts Feb 2017 A	80,000,000	2016/09/19	2017/02/14	12.00
13274	Goldman Sachs SP (Asia) – HSBC European Put Wts Mar 2017 B	60,000,000	2016/09/19	2017/03/30	10.08
13291	HK Bank – China Life European Warrants Apr 2017 A	100,000,000	2016/09/19	2017/04/24	15.00
13292	HK Bank – HKEX European Put Warrants Feb 2017 C	100,000,000	2016/09/19	2017/02/24	15.00
13290	HK Bank – HSCEI European Warrants Mar 2017 C	180,000,000	2016/09/19	2017/03/30	45.00
13289	HK Bank – HSI European Warrants Apr 2017 A	180,000,000	2016/09/19	2017/04/27	45.00
13287	J P Morgan SP BV – China Life European Put Wts Jul 2017 B	100,000,000	2016/09/19	2017/07/04	25.00
13340	J P Morgan SP BV – China Tel European Warrants Mar 2017 A	100,000,000	2016/09/19	2017/03/02	15.20
13336	J P Morgan SP BV – Galaxy Ent European Put Wts Apr 2017 B	100,000,000	2016/09/19	2017/04/03	25.00
13334	J P Morgan SP BV – HKEX European Warrants Mar 2017 C	100,000,000	2016/09/19	2017/03/31	42.80
13332	J P Morgan SP BV – HKEX European Warrants Oct 2017 C	200,000,000	2016/09/19	2017/10/03	50.00
13285	J P Morgan SP BV – HKEX European Put Wts Jun 2017 A	200,000,000	2016/09/19	2017/06/01	50.40
13284	J P Morgan SP BV – HKEX European Put Wts Oct 2017 B	200,000,000	2016/09/19	2017/10/03	50.00
13339	J P Morgan SP BV – HSI European Warrants Apr 2017 D	300,000,000	2016/09/19	2017/04/27	75.30
13286	J P Morgan SP BV – HSI European Put Warrants Mar 2017 E	300,000,000	2016/09/19	2017/03/30	75.00
13288	J P Morgan SP BV – HSI European Put Warrants May 2017 C	300,000,000	2016/09/19	2017/05/29	75.30
13335	J P Morgan SP BV – Ping An European Put Warrants Jun 2017 B	100,000,000	2016/09/19	2017/06/02	30.00
13296	Macquarie Bank Ltd. – China Life European Wts Jun 2017 A	15,000,000	2016/09/19	2017/06/26	10.79
13293	Macquarie Bank Ltd. – CPIC European Warrants Aug 2017 A	35,000,000	2016/09/19	2017/08/02	10.68
13326	Macquarie Bank Ltd. – HKEX European Warrants May 2017 A	13,000,000	2016/09/19	2017/05/04	10.48
13322	Macquarie Bank Ltd. – HKEX European Warrants Oct 2017 B	40,000,000	2016/09/19	2017/10/04	10.00
13321	Macquarie Bank Ltd. – HKEX European Put Warrants Oct 2017 A	40,000,000	2016/09/19	2017/10/04	10.00
13328	SG Issuer – China Life European Warrants Dec 2017 A	150,000,000	2016/09/19	2017/12/05	37.50
13279	SG Issuer – China Life European Put Warrants Jul 2017 B	150,000,000	2016/09/19	2017/07/05	37.50
13329	SG Issuer – Galaxy Ent European Warrants May 2017 A	80,000,000	2016/09/19	2017/05/05	20.00
13281	SG Issuer – Galaxy Ent European Put Warrants Apr 2017 A	80,000,000	2016/09/19	2017/04/06	24.40
13311	SG Issuer – HKEX European Warrants Jul 2017 B	200,000,000	2016/09/19	2017/07/05	50.00
13312	SG Issuer – HKEX European Warrants Dec 2017 B	200,000,000	2016/09/19	2017/12/05	50.00
13282	SG Issuer – HKEX European Put Warrants Apr 2017 D	200,000,000	2016/09/19	2017/04/06	50.00
13331	SG Issuer – Sands China European Warrants Apr 2017 C	80,000,000	2016/09/19	2017/04/06	20.00
13283	SG Issuer – Sands China European Put Warrants Apr 2017 B	80,000,000	2016/09/19	2017/04/06	26.00
13319	UBS AG – AIA European Warrants Apr 2017 A	100,000,000	2016/09/19	2017/04/13	25.00
13317	UBS AG – China Mobile European Warrants Mar 2017 C	100,000,000	2016/09/19	2017/03/20	25.20
13313	UBS AG – Galaxy Ent European Warrants Apr 2017 A	70,000,000	2016/09/19	2017/04/24	17.57
13314	UBS AG – Galaxy Ent European Put Warrants Mar 2017 B	70,000,000	2016/09/19	2017/03/20	17.50
13318	UBS AG – HSI European Put Warrants Mar 2017 F	300,000,000	2016/09/19	2017/03/30	75.90
13315	UBS AG – Sands China European Warrants Mar 2017 A	70,000,000	2016/09/19	2017/03/27	17.78
13316	UBS AG – Sands China European Put Warrants Mar 2017 B	70,000,000	2016/09/19	2017/03/20	17.85

MAIN BOARD WARRANTS

Code	Derivative warrants	No. of			Amount raised (HK\$ mil.)
		issue (units)	Listing date	Expiry	
13379	BNP Paribas Arbit Issu B.V. – HKEX European Wts Mar 2017 C	80,000,000	2016/09/20	2017/03/02	12.00
13357	Goldman Sachs SP (Asia) – CAM CSI300 European Wts Feb 2017 A	80,000,000	2016/09/20	2017/02/22	12.00
13355	Goldman Sachs SP (Asia) – China Life Euro Wts Sep 2017 A	80,000,000	2016/09/20	2017/09/05	20.00
13354	Goldman Sachs SP (Asia) – Haitong Sec Euro Wts Aug 2017 A	60,000,000	2016/09/20	2017/08/28	10.02
13356	Goldman Sachs SP (Asia) – PetroChina European Wts Feb 2017 A	70,000,000	2016/09/20	2017/02/23	10.50
13382	Goldman Sachs SP (Asia) – Tencent European Wt Jan 2017 E	150,000,000	2016/09/20	2017/01/24	22.50
13358	Goldman Sachs SP (Asia) – Tencent European Wt Feb 2017 B	50,000,000	2016/09/20	2017/02/24	48.45
13366	Haitong Int'l Sec – BOCL European Warrants May 2017 A	45,000,000	2016/09/20	2017/05/17	10.80
13363	Haitong Int'l Sec – China Life European Warrants Apr 2017 A	65,000,000	2016/09/20	2017/04/24	10.40
13364	Haitong Int'l Sec – CM Bank European Warrants May 2017 A	50,000,000	2016/09/20	2017/05/29	11.00
13376	Haitong Int'l Sec – Minsheng Bank European Warrants May 19 A	40,000,000	2016/09/20	2019/05/24	10.00
13365	Haitong Int'l Sec – Galaxy Ent European Warrants Mar 2017 B	40,000,000	2016/09/20	2017/03/30	10.00
13360	Haitong Int'l Sec – HKEX European Warrants Jul 2017 A	40,000,000	2016/09/20	2017/07/25	10.00
13359	Haitong Int'l Sec – HSBC European Warrants Jan 2017 A	38,000,000	2016/09/20	2017/01/25	11.78
13367	Haitong Int'l Sec – Sands China European Warrants Jul 2017 A	40,000,000	2016/09/20	2017/07/28	10.00
13361	Haitong Int'l Sec – Tencent European Warrants Jun 2017 A	40,000,000	2016/09/20	2017/06/07	10.00
13362	Haitong Int'l Sec – Tencent European Warrants Nov 2017 A	40,000,000	2016/09/20	2017/11/07	10.00
13381	J P Morgan SP BV – HKEX European Warrants Aug 2017 A	200,000,000	2016/09/20	2017/08/02	50.00
13369	SG Issuer – China Life European Warrants Feb 2018 A	150,000,000	2016/09/20	2018/02/05	37.50
13372	SG Issuer – China Life European Warrants May 2018 A	150,000,000	2016/09/20	2018/05/04	37.50
13375	SG Issuer – HKEX European Warrants Aug 2017 A	200,000,000	2016/09/20	2017/08/03	50.00
13380	SG Issuer – HS H-SHARE European Warrants Apr 2017 B	50,000,000	2016/09/20	2017/04/06	26.50
13374	SG Issuer – HSI European Warrants Jun 2017 C	150,000,000	2016/09/20	2017/06/29	37.50
13385	J P Morgan SP BV – CITIC Sec European Warrants Apr 2017 A	100,000,000	2016/09/21	2017/04/28	15.00
13384	J P Morgan SP BV – Tencent European Put Warrants Oct 2017 B	200,000,000	2016/09/21	2017/10/31	50.00
13383	SG Issuer – HKEX European Warrants Apr 2017 E	200,000,000	2016/09/21	2017/04/06	50.00
13397	Goldman Sachs SP (Asia) – CM Bank European Wts May 2017 B	70,000,000	2016/09/22	2017/05/25	10.50
13390	Haitong Int'l Sec – China Mobile European Warrants Feb 2017B	55,000,000	2016/09/22	2017/02/27	10.29
13393	Haitong Int'l Sec – Chi Res Land European Warrants Mar 2017A	40,000,000	2016/09/22	2017/03/31	10.00
13386	Haitong Int'l Sec – Huaneng European Warrants Mar 2017 A	36,000,000	2016/09/22	2017/03/31	10.04
13392	Haitong Int'l Sec – Tencent European Warrants May 2017 B	60,000,000	2016/09/22	2017/05/25	10.08
13401	J P Morgan SP BV – China Cinda European Warrants Apr 2017 A	70,000,000	2016/09/22	2017/04/03	10.50
13400	J P Morgan SP BV – China Tel European Put Warrants Jul 2017A	100,000,000	2016/09/22	2017/07/03	27.30
13399	Macquarie Bank Ltd. – HSBC European Warrants May 2017 B	10,000,000	2016/09/22	2017/05/04	11.03
13398	Macquarie Bank Ltd. – Ping An European Warrants Aug 2017 A	10,000,000	2016/09/22	2017/08/02	10.45
13395	UBS AG – CC Bank European Warrants Feb 2017 B	100,000,000	2016/09/22	2017/02/02	36.50
13396	UBS AG – HSI European Put Warrants Apr 2017 A	300,000,000	2016/09/22	2017/04/27	51.00
13394	UBS AG – PetroChina European Warrants Feb 2017 A	50,000,000	2016/09/22	2017/02/24	10.15
13403	Goldman Sachs SP (Asia) – China Life Euro Wts Jun 2017 A	70,000,000	2016/09/23	2017/06/28	10.50
13402	Goldman Sachs SP (Asia) – A50 China European Wts Apr 2017 A	60,000,000	2016/09/23	2017/04/28	15.00
13404	Goldman Sachs SP (Asia) – HSI European Warrants Mar 2017 D	200,000,000	2016/09/23	2017/03/30	30.00
13429	Goldman Sachs SP (Asia) – Tencent European Wt Jun 2017 C	200,000,000	2016/09/23	2017/06/30	50.00
13415	HK Bank – China Life European Warrants Jun 2017 A	100,000,000	2016/09/23	2017/06/12	15.00
13406	HK Bank – HKEX European Warrants Mar 2017 A	40,000,000	2016/09/23	2017/03/31	36.00
13405	HK Bank – ICBC European Warrants Jul 2017 B	80,000,000	2016/09/23	2017/07/31	20.80

MAIN BOARD WARRANTS

Code	Derivative warrants	No. of			Amount raised (HK\$ mil.)
		issue (units)	Listing date	Expiry	
13430	J P Morgan SP BV – Wynn Macau European Warrants Sep 2017 A	80,000,000	2016/09/23	2017/09/29	20.00
13408	Macquarie Bank Ltd. – China Cinda European Wts May 2017 A	30,000,000	2016/09/23	2017/05/04	10.02
13411	Macquarie Bank Ltd. – Cathay Pacific European Wts Mar 2018 A	40,000,000	2016/09/23	2018/03/02	10.00
13425	Macquarie Bank Ltd. – Fosun Intl European Warrants Mar 2018A	36,000,000	2016/09/23	2018/03/02	10.01
13426	Macquarie Bank Ltd. – MGM China European Warrants Oct 2017 A	40,000,000	2016/09/23	2017/10/06	10.00
13427	Macquarie Bank Ltd. – Sands China European Wts Jul 2017 A	40,000,000	2016/09/23	2017/07/04	10.04
13428	SG Issuer – CNOOC European Warrants Mar 2017 B	30,000,000	2016/09/23	2017/03/03	16.20
13421	UBS AG – AAC Acoustic European Warrants Oct 2017 A	70,000,000	2016/09/23	2017/10/30	17.50
13420	UBS AG – China Overseas European Warrants Mar 2017 A	70,000,000	2016/09/23	2017/03/28	10.57
13419	UBS AG – Sinopec Corp European Warrants Feb 2017 A	40,000,000	2016/09/23	2017/02/27	10.00
13170 #	Credit Suisse AG – Tencent Holdings European Wts Jul 2017 B	100,000,000	2016/09/23	2017/07/05	18.50
13443	Credit Suisse AG – CNBM European Warrants Mar 2017 A	40,000,000	2016/09/26	2017/03/31	10.00
13439	Credit Suisse AG – HSBC European Wts Apr 2017 E	100,000,000	2016/09/26	2017/04/03	18.00
13436	Macquarie Bank Ltd. – CITIC Bank European Wts Jul 2017 A	30,000,000	2016/09/26	2017/07/04	10.50
13431	Macquarie Bank Ltd. – Kingsoft European Warrants Jun 2017 B	40,000,000	2016/09/26	2017/06/02	10.00
13435	Macquarie Bank Ltd. – PetroChina European Wts Apr 2017 C	22,000,000	2016/09/26	2017/04/05	10.03
13438	SG Issuer – Geely Auto European Warrants Apr 2017 A	14,000,000	2016/09/26	2017/04/06	10.22
13447	BOCI Asia Ltd. – Galaxy Ent European Warrants Apr 2017 A	100,000,000	2016/09/27	2017/04/25	25.00
13448	BOCI Asia Ltd. – Galaxy Ent European Put Warrants May 2017 A	100,000,000	2016/09/27	2017/05/10	27.50
13451	BOCI Asia Ltd. – HSBC European Warrants Apr 2017 C	200,000,000	2016/09/27	2017/04/12	30.00
13449	BOCI Asia Ltd. – Sands China European Warrants Apr 2017 A	100,000,000	2016/09/27	2017/04/24	25.00
13450	BOCI Asia Ltd. – Sands China European Put Wts May 2017 A	100,000,000	2016/09/27	2017/05/02	32.80
13444	Goldman Sachs SP (Asia) – Tencent European Wt Aug 2017 A	200,000,000	2016/09/27	2017/08/29	30.00
13455	Macquarie Bank Ltd. – Foxconn European Warrants Sep 2017 A	20,000,000	2016/09/27	2017/09/04	10.00
13459	Macquarie Bank Ltd. – Galaxy Ent European Wts Jun 2017 A	40,000,000	2016/09/27	2017/06/02	10.00
13457	Macquarie Bank Ltd. – HSBC European Warrants Oct 2017 A	10,000,000	2016/09/27	2017/10/04	14.50
13472	Macquarie Bank Ltd. – Tencent European Warrants Apr 2017 B	20,000,000	2016/09/27	2017/04/05	10.92
13452	SG Issuer – China Life European Warrants Apr 2017 B	150,000,000	2016/09/27	2017/04/06	37.50
13453	SG Issuer – Fosun Intl European Warrants Oct 2017 A	80,000,000	2016/09/27	2017/10/06	20.00
13454	SG Issuer – Kingsoft European Warrants May 2017 A	40,000,000	2016/09/27	2017/05/05	10.00
13461	SG Issuer – Wynn European Warrants Oct 2017 A	70,000,000	2016/09/27	2017/10/06	10.85
13463	UBS AG – HKEX European Warrants Mar 2017 C	300,000,000	2016/09/27	2017/03/01	47.10
13468	UBS AG – HSI European Warrants Apr 2017 B	300,000,000	2016/09/27	2017/04/27	45.00
13464	UBS AG – Link REIT European Warrants Mar 2017 A	50,000,000	2016/09/27	2017/03/27	13.65
13465	UBS AG – China Vanke European Warrants Mar 2017 A	100,000,000	2016/09/27	2017/03/28	17.70
13474	Goldman Sachs SP (Asia) – CSOP A50 ETF Euro Wts Apr 2017 A	40,000,000	2016/09/28	2017/04/28	12.00
13473	Goldman Sachs SP (Asia) – HKEX European Warrants Jul 2017 A	200,000,000	2016/09/28	2017/07/18	30.00
13476	HK Bank – Galaxy Ent European Warrants Apr 2017 A	60,000,000	2016/09/28	2017/04/13	10.80
13477	HK Bank – Sands China European Warrants Mar 2017 C	60,000,000	2016/09/28	2017/03/31	15.00
13475	HK Bank – Tencent European Warrants May 2017 B	150,000,000	2016/09/28	2017/05/31	24.00
13487	J P Morgan SP BV – Kingsoft European Warrants Apr 2017 A	80,000,000	2016/09/28	2017/04/05	20.00
13489	J P Morgan SP BV – PetroChina European Warrants Mar 2017 A	100,000,000	2016/09/28	2017/03/01	19.60
13484	Macquarie Bank Ltd. – CMS European Warrants Jun 2018 A	20,000,000	2016/09/28	2018/06/19	10.00
13481	Macquarie Bank Ltd. – Haier Elec European Wts Sep 2017 A	38,000,000	2016/09/28	2017/09/18	10.03
13479	SG Issuer – China Res Land European Warrants Apr 2017 A	60,000,000	2016/09/28	2017/04/06	15.00

MAIN BOARD WARRANTS

Code	Derivative warrants	No. of			Amount raised (HK\$ mil.)
		issue (units)	Listing date	Expiry	
13490	UBS AG – Kingsoft European Warrants Jun 2017 A	100,000,000	2016/09/28	2017/06/19	25.00
13491	UBS AG – Wynn Macau European Warrants Sep 2017 A	50,000,000	2016/09/28	2017/09/25	12.50
13224 #	Credit Suisse AG – China Life European Warrants Apr 2017 A	120,000,000	2016/09/28	2017/04/28	16.56
13506	BOCI Asia Ltd. – China Mobile European Warrants Apr 2017 A	200,000,000	2016/09/29	2017/04/12	74.00
13501	BOCI Asia Ltd. – HKEX European Warrants Jul 2017 A	200,000,000	2016/09/29	2017/07/31	38.00
13502	BOCI Asia Ltd. – Tencent Holdings European Wts Aug 2017 A	200,000,000	2016/09/29	2017/08/30	40.00
13521	Credit Suisse AG – CKI Holdings European Warrants Apr 2017 A	40,000,000	2016/09/29	2017/04/06	14.00
13520	Credit Suisse AG – Geely Auto European Warrants Mar 2017 C	40,000,000	2016/09/29	2017/03/31	20.40
13526	Credit Suisse AG – Galaxy Ent European Warrants Apr 2017 A	50,000,000	2016/09/29	2017/04/05	12.50
13527	Credit Suisse AG – HKEX European Warrants Oct 2017 A	150,000,000	2016/09/29	2017/10/04	27.30
13536	Goldman Sachs SP (Asia) – Kingsoft European Wts Mar 2017 A	40,000,000	2016/09/29	2017/03/30	10.00
13535	Goldman Sachs SP (Asia) – Tencent European Wt Jan 2017 F	40,000,000	2016/09/29	2017/01/24	21.28
13512	HK Bank – China Life European Warrants Aug 2017 A	100,000,000	2016/09/29	2017/08/29	15.00
13513	HK Bank – China Life European Warrants Jan 2018 A	100,000,000	2016/09/29	2018/01/29	15.00
13510	HK Bank – HKEX European Warrants Jul 2017 A	100,000,000	2016/09/29	2017/07/27	18.00
13509	HK Bank – HKEX European Warrants Sep 2017 B	100,000,000	2016/09/29	2017/09/26	16.00
13511	HK Bank – Kingsoft European Warrants Apr 2017 B	50,000,000	2016/09/29	2017/04/28	12.50
13532	J P Morgan SP BV – HSI European Put Warrants May 2017 D	300,000,000	2016/09/29	2017/05/29	75.30
13500	Macquarie Bank Ltd. – BOCL European Warrants May 2017 B	48,000,000	2016/09/29	2017/05/04	10.03
13498	Macquarie Bank Ltd. – CC Bank European Warrants Feb 2017 B	29,000,000	2016/09/29	2017/02/02	10.06
13514	Macquarie Bank Ltd. – Kingsoft European Warrants Apr 2017 B	40,000,000	2016/09/29	2017/04/05	10.00
13507	SG Issuer – China Life European Put Warrants May 2017 C	150,000,000	2016/09/29	2017/05/05	37.50
13518	SG Issuer – HSCEI European Warrants Mar 2017 C	150,000,000	2016/09/29	2017/03/30	24.00
13508	SG Issuer – HSCEI European Put Warrants Apr 2017 B	150,000,000	2016/09/29	2017/04/27	37.50
13519	SG Issuer – Kingsoft European Warrants Jul 2017 B	50,000,000	2016/09/29	2017/07/05	12.50
13533	UBS AG – China Life European Warrants Jun 2017 A	100,000,000	2016/09/29	2017/06/26	25.00
13534	UBS AG – CSOP A50 ETF European Warrants Jan 2017 B	70,000,000	2016/09/29	2017/01/25	10.50
13547	BNP Paribas Arbit Issu B.V. – Tencent European Wts Dec 2017 A	100,000,000	2016/09/30	2017/12/04	25.00
13553	Credit Suisse AG – Anhui Conch European Warrants May 2017 A	50,000,000	2016/09/30	2017/05/05	12.50
13551	Credit Suisse AG – China Life European Warrants Jun 2017 A	80,000,000	2016/09/30	2017/06/02	13.36
13554	Credit Suisse AG – Kingsoft European Warrants Mar 2017 B	50,000,000	2016/09/30	2017/03/29	12.50
13562	Goldman Sachs SP (Asia) – AIA European Warrants Mar 2017 A	60,000,000	2016/09/30	2017/03/31	15.00
13565	Goldman Sachs SP (Asia) – Sands China Euro Wts Mar 2017 A	60,000,000	2016/09/30	2017/03/31	15.00
13543	HK Bank – BOCL European Warrants Aug 2017 A	80,000,000	2016/09/30	2017/08/29	12.80
13540	HK Bank – Galaxy Ent European Put Warrants Mar 2017 C	50,000,000	2016/09/30	2017/03/29	12.50
13571	J P Morgan SP BV – CGS European Warrants Dec 2018 A	150,000,000	2016/09/30	2018/12/31	37.50
13570	J P Morgan SP BV – Tencent European Warrants Sep 2017 D	200,000,000	2016/09/30	2017/09/29	50.20
13544	Macquarie Bank Ltd. – Tencent European Warrants Apr 2017 C	10,000,000	2016/09/30	2017/04/05	13.89
13545	Macquarie Bank Ltd. – Tencent European Warrants Apr 2017 D	30,000,000	2016/09/30	2017/04/05	10.02
13537	SG Issuer – China Life European Warrants Sep 2017 A	150,000,000	2016/09/30	2017/09/05	24.75
13549	SG Issuer – ChiUnicom European Warrants Apr 2017 A	16,000,000	2016/09/30	2017/04/06	10.08
13538	SG Issuer – KECL European Warrants May 2017 A	25,000,000	2016/09/30	2017/05/05	10.00
13550	SG Issuer – Tencent European Warrants Nov 2017 B	400,000,000	2016/09/30	2017/11/03	100.00
Total					28,479.35

Further issue

MAIN BOARD DEBT SECURITIES

Debt Securities Trading Statistics

		Turnover value	
		Exchange fund notes (HK\$ mil)	Market total (HK\$ mil)
2015	Q3	-	5,208.52
	Q4	-	1,147.96
2016	Q1	-	2,120.63
	Q2	-	6,070.66
	Q3	-	6,333.92

Debt Securities Nominal Value

		No. of issues	Nominal value (HK\$ mil.)
2015	Q3	736	2,750,133.27
	Q4	762	2,741,871.80
2016	Q1	769	2,777,917.26
	Q2	797	2,923,871.68
	Q3	841	3,089,402.31

New Listing Statistics – Debt Securities

		No. of newly listed debt securities	Amount raised (HK\$ mil.)
2015	Q3	37	141,193.57
	Q4	43	115,190.75
2016	Q1	26	89,996.61
	Q2	59	253,671.85
	Q3	51	191,245.48

MAIN BOARD DEBT SECURITIES

Newly Listed Debt Securities

for 3rd quarter 2016

Code	Debt securities	Principal	Listing date	Maturity	Amount raised (HK\$ mil.)
86637	The Ministry of Finance of the PRC 2.90% CNY Bonds 2019	RMB 7,000,000,000	2016/07/05	2019/07/04	8,157.80
86638	The Ministry of Finance of the PRC 3.25% CNY Bonds 2021	RMB 4,500,000,000	2016/07/05	2021/07/04	5,244.30
86639	The Ministry of Finance of the PRC 3.30% CNY Bonds 2023	RMB 1,000,000,000	2016/07/05	2023/07/04	1,165.40
86640	The Ministry of Finance of the PRC 3.38% CNY Bonds 2026	RMB 1,000,000,000	2016/07/05	2026/07/04	1,165.40
86641	The Ministry of Finance of the PRC 3.90% CNY Bonds 2036	RMB 500,000,000	2016/07/05	2036/07/04	582.70
04230 #	The Govt of the HKSAR of the PRC 1.68% Bonds 2026	HKD 1,200,000,000	2016/07/08	2026/01/21	1,273.44
05602 #	Skyfame Realty (Holdings) Ltd. 0.10% Bonds 2032	HKD 30,000,000	2016/07/08	2032/11/14	-
05681	China Development Bank Corporation Floating Rate Notes 2019	USD 600,000,000	2016/07/11	2019/07/08	4,680.00
85724	Bank of China Ltd, New York Branch 3.60% CNY Notes 2018	RMB 1,500,000,000	2016/07/13	2018/07/12	1,738.35
05682	Caiyun International Investment Ltd. 3.125% Guar. Bonds 2019	USD 500,000,000	2016/07/13	2019/07/12	3,883.86
05683	Xiangyu Investment (BVI) Co., Ltd. 4.75% Guar. Bonds 2019	USD 300,000,000	2016/07/15	2019/07/14	2,317.49
05602 #	Skyfame Realty (Holdings) Ltd. 0.10% Bonds 2032	HKD 20,000,000	2016/07/18	2032/11/14	-
05684	Shenzhen Expressway Co. Ltd. 2.875% Bonds 2021	USD 300,000,000	2016/07/19	2021/07/18	2,327.36
05687	RH International Finance Ltd. 3.875% Guaranteed Notes 2021	USD 350,000,000	2016/07/21	2021/07/20	2,720.80
05602 #	Skyfame Realty (Holdings) Ltd. 0.10% Bonds 2032	HKD 50,000,000	2016/07/21	2032/11/14	-
05685	The Link Finance (Cayman) 2009 Ltd. 2.875% Notes 2026	USD 500,000,000	2016/07/22	2026/07/21	3,865.80
05686	ICBC (Asia) Ltd. 4.25% Non-Cumulative Subordinated Additional Tier 1 Capital Securities	USD 1,000,000,000	2016/07/22	-	7,800.00
05690	Kunlun Energy Co. Ltd. 1.625% USD Settled Conv. Bonds 2019	RMB 3,350,000,000	2016/07/26	2019/07/25	3,891.03
05688	MINMETALS BOUNTEOUS FINANCE (BVI) LTD 3.125% Guaranteed Bonds 2021	USD 300,000,000	2016/07/28	2021/07/27	2,332.07
05689	MINMETALS BOUNTEOUS FINANCE (BVI) LTD 4.20% Guaranteed Bonds 2026	USD 700,000,000	2016/07/28	2026/07/27	5,440.56
05693	MTR Corporation Ltd. 2.875% Fixed Rate Notes 2046	USD 30,000,000	2016/07/28	2046/07/27	234.00
05691	Greenland Hong Kong Holdings Ltd. 3.875% Notes 2019	USD 450,000,000	2016/07/29	2019/07/28	3,485.47
05692	China Railway XunJie Co., Ltd. 3.25% Guaranteed Notes 2026	USD 500,000,000	2016/07/29	2026/07/28	3,883.86
05602 #	Skyfame Realty (Holdings) Ltd. 0.10% Bonds 2032	HKD 20,000,000	2016/08/01	2032/11/14	-
05626 #	Skyfame Realty (Holdings) Ltd. 0.10% Bonds 2025	HKD 10,000,000	2016/08/01	2025/09/12	-
05694	CDBI Treasure I Ltd. 2.25% Guaranteed Notes 2021	USD 500,000,000	2016/08/03	2021/08/02	3,890.29
05606 #	Blue Sky Fliers Co. Ltd. 6.90% Guaranteed Notes 2019	USD 250,000,000	2016/08/05	2019/01/20	2,005.21
05695	RKI Overseas Finance 2016 (A) Ltd. 5.00% Guar. Senior Notes 2019	USD 450,000,000	2016/08/10	2019/08/09	3,510.00
05697	Silver Sparkle Ltd. 7.875% Guaranteed Senior Notes 2019	USD 150,000,000	2016/08/11	2019/08/10	1,158.55
05602 #	Skyfame Realty (Holdings) Ltd. 0.10% Bonds 2032	HKD 40,000,000	2016/08/11	2032/11/14	-
05696	Sunshine 100 China Holdings Ltd. 6.50% Convertible Bonds 2021	USD 200,000,000	2016/08/12	2021/08/11	1,560.00
05698	Bank of Communications Co., Ltd. Hong Kong Branch FR Notes 2019	USD 550,000,000	2016/08/17	2019/08/16	4,290.00
05699	Chongqing Nan'an Urban Construction & Development (Group) Co., Ltd. 4.50% Bonds 2026	USD 200,000,000	2016/08/18	2026/08/17	1,523.17
04065	Hong Kong Monetary Authority, The 0.50% Exchange Fund Notes 2018	HKD 1,200,000,000	2016/08/19	2018/08/20	1,201.56
04305	Standard Chartered PLC Perpetual Subordinated Contingent Convertible Securities	USD 2,000,000,000	2016/08/19	-	15,600.00
04300	CALC Bond 2 Ltd. 4.90% Guaranteed Bonds 2021	USD 300,000,000	2016/08/23	2021/08/22	2,340.00
05602 #	Skyfame Realty (Holdings) Ltd. 0.10% Bonds 2032	HKD 50,000,000	2016/08/23	2032/11/14	-
05626 #	Skyfame Realty (Holdings) Ltd. 0.10% Bonds 2025	HKD 10,000,000	2016/08/23	2025/09/12	-
04301	Chinalco Capital Holdings Ltd. 4.00% Guaranteed Bonds 2021	USD 800,000,000	2016/08/26	2021/08/25	6,240.00

MAIN BOARD DEBT SECURITIES

Code	Debt securities	Principal	Listing date	Maturity	Amount raised (HK\$ mil.)
04304	Charming Light Investments Ltd. 2.375% Notes 2021	USD 650,000,000	2016/08/31	2021/08/30	5,031.87
04308	Greenland Global Investment Ltd. 3.50% Notes 2019	USD 300,000,000	2016/09/07	2019/09/06	2,333.40
04309	RKI Overseas Finance 2016 (B) Ltd. 4.70% Guar. Senior Notes 2021	USD 500,000,000	2016/09/07	2021/09/06	3,900.00
04313	Mulpha SPV Ltd. 6.00% Notes 2019	USD 90,000,000	2016/09/08	2019/09/06	702.00
04314	CITIC Ltd. 3.98% Notes 2031	USD 200,000,000	2016/09/08	2031/09/07	1,556.51
04317	CITIC Ltd. 4.485% Notes 2046	USD 250,000,000	2016/09/08	2046/09/07	1,945.20
04310	Far East Consortium International Ltd. 3.75% Notes 2021	USD 300,000,000	2016/09/09	2021/09/08	2,340.00
04227 #	The Govt of the HKSAR of the PRC 2.13% Bonds 2030	HKD 600,000,000	2016/09/09	2030/07/16	689.82
05603 #	ZHIYUAN Group (BVI) Co., Ltd. 6.20% Guaranteed Bonds 2019	USD 100,000,000	2016/09/14	2019/01/11	810.25
04321	Huarong Finance II Co., Ltd. Unsubordinated Guar Perpetual Securities	USD 500,000,000	2016/09/15	-	3,900.00
05602 #	Skyfame Realty (Holdings) Ltd. 0.10% Bonds 2032	HKD 30,000,000	2016/09/15	2032/11/14	-
04324	Standard Chartered PLC 0.523% Fixed Rate Bonds 2021	JPY 45,000,000,000	2016/09/19	2021/09/15	3,402.00
04329	Jiayuan International Group Ltd. 9.75% Senior Secured Notes 2018	USD 100,000,000	2016/09/19	2018/09/15	780.00
04500	China Everbright Bank Co. Ltd., Hong Kong Branch 2.00% Notes 2019	USD 500,000,000	2016/09/19	2019/09/15	3,891.66
04508	Yestar International Holdings Co. Ltd. 6.90% Senior Notes 2021	USD 200,000,000	2016/09/19	2021/09/15	1,560.00
05626 #	Skyfame Realty (Holdings) Ltd. 0.10% Bonds 2025	HKD 10,000,000	2016/09/19	2025/09/12	-
04322	Union Life Insurance Co., Ltd. 3.00% Notes 2021	USD 500,000,000	2016/09/20	2021/09/19	3,837.99
04326	Emperor International Holdings Ltd. 4.00% Notes 2021	USD 200,000,000	2016/09/20	2021/09/19	1,560.00
04509	Industrial Bank Co., Ltd. Hong Kong Branch 2.00% Notes 2019	USD 700,000,000	2016/09/22	2019/09/21	5,453.18
04517	Industrial Bank Co., Ltd. Hong Kong Branch 2.375% Notes 2021	USD 300,000,000	2016/09/22	2021/09/21	2,331.67
05602 #	Skyfame Realty (Holdings) Ltd. 0.10% Bonds 2032	HKD 50,000,000	2016/09/23	2032/11/14	-
05602 #	Skyfame Realty (Holdings) Ltd. 0.10% Bonds 2032	HKD 50,000,000	2016/09/29	2032/11/14	-
04521	Sinopec Group Overseas Group Development (2016) Ltd. 1.75% Senior Notes 2019	USD 1,100,000,000	2016/09/30	2019/09/29	8,546.63
04524	Sinopec Group Overseas Group Development (2016) Ltd. 2.00% Senior Notes 2021	USD 1,300,000,000	2016/09/30	2021/09/29	10,085.45
04525	Sinopec Group Overseas Group Development (2016) Ltd. 2.75% Senior Notes 2026	USD 600,000,000	2016/09/30	2026/09/29	4,632.68
04538	Haichuan International Investment Co., Ltd. 5.35% Guar. Bonds 2019	USD 200,000,000	2016/09/30	2019/09/29	1,560.00
04540	ICBCIL Finance Co. Ltd. 2.125% Notes 2019	USD 700,000,000	2016/09/30	2019/09/29	5,443.29
04545	ICBCIL Finance Co. Ltd. 2.50% Notes 2021	USD 700,000,000	2016/09/30	2021/09/29	5,443.46
Total					191,245.48

Further issue

MAIN BOARD UNIT TRUSTS AND MUTUAL FUNDS

Unit Trusts and Mutual Funds Trading Statistics

		Exchange Traded Fund (ETF) (HK\$ mil.)	Leveraged and Inverse Products (L&I Products) (HK\$ mil.)	Real Estate Investment Trusts (REITs) (HK\$ mil.)	Others (HK\$ mil.)	Total (HK\$ mil.)	% of market total
2015	Q3	568,942.55	-	22,063.78	92.32	591,098.64	9.32
	Q4	287,309.24	-	14,162.34	88.40	301,559.98	6.72
2016	Q1	304,713.11	-	21,668.39	40.27	326,421.77	7.66
	Q2	237,211.91	65.38	18,190.19	20.96	255,488.43	6.64
	Q3	269,308.99	153.00	25,916.93	23.08	295,402.00	6.92

Note: Turnover value traded in non-HKD currency securities have been included

Unit Trusts and Mutual Funds Market Value

		No. of issues	Exchange Traded Funds (ETF) (HK\$ mil.)	No. of issues	Leveraged and Inverse Products (L&I Products) (HK\$ mil.)	No. of issues	Real Estate Investment Trusts (REITs) (HK\$ mil.)	No. of issues	Others (HK\$ mil.)	No. of issues	Total (HK\$ mil.)
2015	Q3	131	483,672.20	-	-	11	187,754.18	1	1,739.34	143	673,165.72
	Q4	133	477,142.97	-	-	11	199,652.72	1	2,236.60	145	679,032.29
2016	Q1	137	535,139.73	-	-	11	199,170.18	1	1,342.80	149	735,652.71
	Q2	143	589,881.25	4	111.01	11	219,952.15	1	1,401.55	159	811,345.96
	Q3	138	627,842.20	8	434.09	11	235,115.93	1	1,188.38	158	864,580.60

New Listing Unit Trust and Mutual Funds Statistics

		No. of newly listed unit trust and mutual funds	Funds raised (HK\$ mil.)
2015	Q3	1	-
	Q4	4	-
2016	Q1	5	-
	Q2	16	-
	Q3	4	-

MAIN BOARD UNIT TRUSTS AND MUTUAL FUNDS

Newly Listed Unit Trust and Mutual Funds

for 3rd quarter 2016

Code	Unit trust and Mutual funds	Fund manager	Issue price (HK\$)	No. of unit offer	Amount raised (HK\$ mil)	Subscription rate (times)	Listing date
07202	CSOP Nifty 50 Daily (2x) Leveraged Product	CSOP Asset Management Limited	n.a.	n.a.	n.a.	n.a.	2016/07/20
07335	CSOP Nifty 50 Daily (-1x) Inverse Product	CSOP Asset Management Limited	n.a.	n.a.	n.a.	n.a.	2016/07/20
07261	ChinaAMC Direxion NASDAQ- 100 Daily (2x) Leveraged Product	China Asset Management (Hong Kong) Limited	n.a.	n.a.	n.a.	n.a.	2016/09/28
07331	ChinaAMC Direxion NASDAQ- 100 Daily (-1x) Inverse Product	China Asset Management (Hong Kong) Limited	n.a.	n.a.	n.a.	n.a.	2016/09/28

MAIN BOARD CALLABLE BULL/BEAR CONTRACTS

Callable Bull/Bear Contracts Trading Statistics

		Number	Market value (HK\$ mil.)	Turnover value (HK\$ mil.)
2015	Q3	1,871	104,265.78	520,050.32
	Q4	1,630	56,424.40	503,357.75
2016	Q1	1,613	48,512.71	379,212.60
	Q2	1,547	44,132.86	346,430.63
	Q3	2,105	74,015.13	357,151.89

New Listings Callable Bull/Bear Contracts Statistics

		No. of newly listed CBBC	Amount raised (HK\$ mil.)
2015	Q3	3,799	161,333.51
	Q4	2,061	87,034.75
2016	Q1	2,421	94,755.60
	Q2	1,985	84,611.84
	Q3	2,489	105,390.41

MAIN BOARD CALLABLE BULL/BEAR CONTRACTS

Newly Listed Callable Bull/Bear Contracts

for 3rd quarter 2016

Code	Callable Bull/Bear Contracts	No. of issue (units)	Listing date	Expiry	Amount raised (HK\$ mil.)
60067	BNP Paribas Arbit Issu B.V. – HSI R Bull CBBC Sep 2017 A	250,000,000	2016/07/04	2017/09/28	62.50
60183	BNP Paribas Arbit Issu B.V. – HSI R Bull CBBC Sep 2017 B	250,000,000	2016/07/04	2017/09/28	62.50
60186	BNP Paribas Arbit Issu B.V. – HSI R Bull CBBC Sep 2017 C	250,000,000	2016/07/04	2017/09/28	62.50
69991	BNP Paribas Arbit Issu B.V. – HSI R Bull CBBC Oct 2017 A	250,000,000	2016/07/04	2017/10/30	62.50
60070	BNP Paribas Arbit Issu B.V. – HSI R Bull CBBC Oct 2017 B	250,000,000	2016/07/04	2017/10/30	62.50
60185	BNP Paribas Arbit Issu B.V. – HSI R Bull CBBC Oct 2017 C	250,000,000	2016/07/04	2017/10/30	62.50
60187	BNP Paribas Arbit Issu B.V. – HSI R Bull CBBC Oct 2017 D	250,000,000	2016/07/04	2017/10/30	62.50
69985	BNP Paribas Arbit Issu B.V. – HSI R Bear CBBC Feb 2017 T	250,000,000	2016/07/04	2017/02/27	62.50
60078	BNP Paribas Arbit Issu B.V. – HSI R Bear CBBC Feb 2017 Y	250,000,000	2016/07/04	2017/02/27	62.50
60079	BNP Paribas Arbit Issu B.V. – HSI R Bear CBBC Mar 2017 Q	250,000,000	2016/07/04	2017/03/30	62.50
60074	BNP Paribas Arbit Issu B.V. – HSI R Bear CBBC Mar 2017 R	250,000,000	2016/07/04	2017/03/30	62.50
69984	BNP Paribas Arbit Issu B.V. – HSI R Bear CBBC Mar 2017 X	250,000,000	2016/07/04	2017/03/30	62.50
60080	BNP Paribas Arbit Issu B.V. – HSI R Bear CBBC Mar 2017 Y	250,000,000	2016/07/04	2017/03/30	62.50
60081	BNP Paribas Arbit Issu B.V. – HSI R Bear CBBC Mar 2017 Z	250,000,000	2016/07/04	2017/03/30	62.50
60092	Credit Suisse AG – HSI R Bull CBBC Nov 2017 K	200,000,000	2016/07/04	2017/11/29	50.00
60094	Credit Suisse AG – HSI R Bull CBBC Nov 2017 L	200,000,000	2016/07/04	2017/11/29	50.00
60095	Credit Suisse AG – HSI R Bull CBBC Nov 2017 M	200,000,000	2016/07/04	2017/11/29	50.00
60096	Credit Suisse AG – HSI R Bull CBBC Nov 2017 N	200,000,000	2016/07/04	2017/11/29	50.00
60098	Credit Suisse AG – HSI R Bull CBBC Nov 2017 O	200,000,000	2016/07/04	2017/11/29	50.00
60131	Credit Suisse AG – HSI R Bear CBBC Oct 2016 C	200,000,000	2016/07/04	2016/10/28	50.00
60145	Credit Suisse AG – HSI R Bear CBBC Oct 2016 E	200,000,000	2016/07/04	2016/10/28	50.00
60124	Credit Suisse AG – HSI R Bear CBBC Oct 2016 F	200,000,000	2016/07/04	2016/10/28	50.00
60125	Credit Suisse AG – HSI R Bear CBBC Oct 2016 G	200,000,000	2016/07/04	2016/10/28	50.00
60137	Credit Suisse AG – HSI R Bear CBBC Nov 2016 I	200,000,000	2016/07/04	2016/11/29	50.00
60008	Goldman Sachs SP (Asia) – HSI R Bull CBBC Sep 2017 L	200,000,000	2016/07/04	2017/09/28	50.60
69996	Goldman Sachs SP (Asia) – HSI R Bull CBBC Oct 2017 L	200,000,000	2016/07/04	2017/10/30	50.60
69995	Goldman Sachs SP (Asia) – HSI R Bull CBBC Nov 2017 D	200,000,000	2016/07/04	2017/11/29	50.20
60083	Goldman Sachs SP (Asia) – HSI R Bear CBBC Oct 2016 A	200,000,000	2016/07/04	2016/10/28	50.40
60089	Goldman Sachs SP (Asia) – HSI R Bear CBBC Oct 2016 B	200,000,000	2016/07/04	2016/10/28	50.20
60091	Goldman Sachs SP (Asia) – HSI R Bear CBBC Oct 2016 C	200,000,000	2016/07/04	2016/10/28	50.20
60082	Goldman Sachs SP (Asia) – HSI R Bear CBBC Oct 2016 Z	200,000,000	2016/07/04	2016/10/28	50.40
60238	J P Morgan SP BV – Galaxy Ent R Bear CBBC Jun 2017 A	100,000,000	2016/07/04	2017/06/16	25.00
60224	J P Morgan SP BV – HSBC R Bear CBBC Feb 2017 B	100,000,000	2016/07/04	2017/02/17	25.00
60206	J P Morgan SP BV – HSI R Bull CBBC Aug 2017 X	200,000,000	2016/07/04	2017/08/30	50.00
60211	J P Morgan SP BV – HSI R Bull CBBC Sep 2017 A	200,000,000	2016/07/04	2017/09/28	50.00
60194	J P Morgan SP BV – HSI R Bull CBBC Oct 2017 V	200,000,000	2016/07/04	2017/10/30	50.00
60195	J P Morgan SP BV – HSI R Bull CBBC Nov 2017 M	200,000,000	2016/07/04	2017/11/29	50.00
60220	J P Morgan SP BV – HSI R Bull CBBC Dec 2017 I	200,000,000	2016/07/04	2017/12/28	50.00
60212	J P Morgan SP BV – HSI R Bear CBBC Oct 2016 T	200,000,000	2016/07/04	2016/10/28	50.00
60215	J P Morgan SP BV – HSI R Bear CBBC Oct 2016 U	200,000,000	2016/07/04	2016/10/28	50.00
60217	J P Morgan SP BV – HSI R Bear CBBC Nov 2016 E	200,000,000	2016/07/04	2016/11/29	50.00
60218	J P Morgan SP BV – HSI R Bear CBBC Nov 2016 F	200,000,000	2016/07/04	2016/11/29	50.00
60219	J P Morgan SP BV – HSI R Bear CBBC Dec 2016 E	200,000,000	2016/07/04	2016/12/29	50.00

MAIN BOARD CALLABLE BULL/BEAR CONTRACTS

Code	Callable Bull/Bear Contracts	No. of issue (units)	Listing date	Expiry	Amount raised (HK\$ mil.)
60246	Macquarie Bank Ltd. – HSI R Bull CBBC Mar 2017 E	40,000,000	2016/07/04	2017/03/30	10.00
60058	Macquarie Bank Ltd. – HSI R Bear CBBC Feb 2017 F	40,000,000	2016/07/04	2017/02/27	10.60
60063	Macquarie Bank Ltd. – HSI R Bear CBBC Feb 2017 G	40,000,000	2016/07/04	2017/02/27	10.40
60065	Macquarie Bank Ltd. – HSI R Bear CBBC Feb 2017 H	40,000,000	2016/07/04	2017/02/27	10.16
60066	Macquarie Bank Ltd. – HSI R Bear CBBC Mar 2017 B	40,000,000	2016/07/04	2017/03/30	10.00
60010	SG Issuer – HSI R Bull CBBC Oct 2017 N	200,000,000	2016/07/04	2017/10/30	50.00
60020	SG Issuer – HSI R Bull CBBC Oct 2017 O	200,000,000	2016/07/04	2017/10/30	50.00
60009	SG Issuer – HSI R Bull CBBC Nov 2017 I	200,000,000	2016/07/04	2017/11/29	50.00
60016	SG Issuer – HSI R Bull CBBC Nov 2017 J	200,000,000	2016/07/04	2017/11/29	50.00
60017	SG Issuer – HSI R Bull CBBC Nov 2017 K	200,000,000	2016/07/04	2017/11/29	50.00
60019	SG Issuer – HSI R Bull CBBC Nov 2017 L	200,000,000	2016/07/04	2017/11/29	50.00
60025	SG Issuer – HSI R Bull CBBC Nov 2017 M	200,000,000	2016/07/04	2017/11/29	50.00
60033	SG Issuer – HSI R Bear CBBC Oct 2016 G	200,000,000	2016/07/04	2016/10/28	50.00
60052	SG Issuer – HSI R Bear CBBC Oct 2016 S	200,000,000	2016/07/04	2016/10/28	50.00
60040	SG Issuer – HSI R Bear CBBC Nov 2016 F	200,000,000	2016/07/04	2016/11/29	50.00
60041	SG Issuer – HSI R Bear CBBC Nov 2016 G	200,000,000	2016/07/04	2016/11/29	50.00
60043	SG Issuer – HSI R Bear CBBC Nov 2016 H	200,000,000	2016/07/04	2016/11/29	50.00
60050	SG Issuer – HSI R Bear CBBC Nov 2016 I	200,000,000	2016/07/04	2016/11/29	50.00
60174	UBS AG – HSI R Bull CBBC Oct 2017 R	200,000,000	2016/07/04	2017/10/30	50.00
60155	UBS AG – HSI R Bull CBBC Nov 2017 R	200,000,000	2016/07/04	2017/11/29	50.00
60171	UBS AG – HSI R Bull CBBC Nov 2017 S	200,000,000	2016/07/04	2017/11/29	50.00
60173	UBS AG – HSI R Bull CBBC Nov 2017 T	200,000,000	2016/07/04	2017/11/29	50.00
60151	UBS AG – HSI R Bull CBBC Dec 2017 E	200,000,000	2016/07/04	2017/12/28	50.00
60176	UBS AG – HSI R Bear CBBC Oct 2016 N	200,000,000	2016/07/04	2016/10/28	50.00
60178	UBS AG – HSI R Bear CBBC Oct 2016 O	200,000,000	2016/07/04	2016/10/28	50.00
60181	UBS AG – HSI R Bear CBBC Oct 2016 P	200,000,000	2016/07/04	2016/10/28	50.00
60180	UBS AG – HSI R Bear CBBC Jan 2017 L	200,000,000	2016/07/04	2017/01/26	50.00
60182	UBS AG – HSI R Bear CBBC Feb 2017 H	200,000,000	2016/07/04	2017/02/27	50.00
60353	BNP Paribas Arbit Issu B.V. – HSI R Bear CBBC Feb 2017 S	250,000,000	2016/07/05	2017/02/27	62.50
60354	BNP Paribas Arbit Issu B.V. – HSI R Bear CBBC Feb 2017 Z	250,000,000	2016/07/05	2017/02/27	62.50
60363	Credit Suisse AG – HSI R Bull CBBC Oct 2017 O	200,000,000	2016/07/05	2017/10/30	50.00
60364	Credit Suisse AG – HSI R Bull CBBC Oct 2017 P	200,000,000	2016/07/05	2017/10/30	50.00
60372	Credit Suisse AG – HSI R Bull CBBC Oct 2017 Q	200,000,000	2016/07/05	2017/10/30	50.00
60383	Credit Suisse AG – HSI R Bear CBBC Oct 2016 H	200,000,000	2016/07/05	2016/10/28	50.00
60375	Credit Suisse AG – HSI R Bear CBBC Nov 2016 J	200,000,000	2016/07/05	2016/11/29	50.00
60380	Credit Suisse AG – HSI R Bear CBBC Nov 2016 K	200,000,000	2016/07/05	2016/11/29	50.00
60385	Credit Suisse AG – HSI R Bear CBBC Nov 2016 L	200,000,000	2016/07/05	2016/11/29	50.00
60282	Goldman Sachs SP (Asia) – HSI R Bull CBBC Sep 2017 M	200,000,000	2016/07/05	2017/09/28	50.40
60280	Goldman Sachs SP (Asia) – HSI R Bull CBBC Nov 2017 E	200,000,000	2016/07/05	2017/11/29	50.20
60284	Goldman Sachs SP (Asia) – HSI R Bull CBBC Nov 2017 F	200,000,000	2016/07/05	2017/11/29	50.20
60340	Goldman Sachs SP (Asia) – HSI R Bear CBBC Oct 2016 D	200,000,000	2016/07/05	2016/10/28	50.20
60350	Goldman Sachs SP (Asia) – HSI R Bear CBBC Oct 2016 E	200,000,000	2016/07/05	2016/10/28	50.40
60352	Goldman Sachs SP (Asia) – HSI R Bear CBBC Oct 2016 F	200,000,000	2016/07/05	2016/10/28	50.60
60299	HK Bank – HSCEI R Bear CBBC Feb 2017 D	50,000,000	2016/07/05	2017/02/27	12.50
60286	HK Bank – HSI R Bull CBBC Jun 2017 C	150,000,000	2016/07/05	2017/06/29	37.50

MAIN BOARD CALLABLE BULL/BEAR CONTRACTS

Code	Callable Bull/Bear Contracts	No. of issue (units)	Listing date	Expiry	Amount raised (HK\$ mil.)
60285	HK Bank – HSI R Bull CBBC Jul 2017 C	150,000,000	2016/07/05	2017/07/28	37.50
60295	HK Bank – HSI R Bear CBBC Feb 2017 K	150,000,000	2016/07/05	2017/02/27	37.50
60291	HK Bank – HSI R Bear CBBC Mar 2017 H	150,000,000	2016/07/05	2017/03/30	37.50
60296	HK Bank – HSI R Bear CBBC Mar 2017 I	150,000,000	2016/07/05	2017/03/30	37.50
60313	Haitong Int'l Sec – HSI R Bull CBBC Oct 2017 C	200,000,000	2016/07/05	2017/10/30	50.00
60301	Haitong Int'l Sec – HSI R Bull CBBC Dec 2017 A	200,000,000	2016/07/05	2017/12/28	50.00
60305	Haitong Int'l Sec – HSI R Bull CBBC Dec 2017 B	200,000,000	2016/07/05	2017/12/28	50.00
60310	Haitong Int'l Sec – HSI R Bull CBBC Dec 2017 C	200,000,000	2016/07/05	2017/12/28	50.20
60319	Haitong Int'l Sec – HSI R Bear CBBC Oct 2016 B	200,000,000	2016/07/05	2016/10/28	50.00
60325	Haitong Int'l Sec – HSI R Bear CBBC Oct 2016 C	200,000,000	2016/07/05	2016/10/28	50.80
60314	Haitong Int'l Sec – HSI R Bear CBBC Nov 2016 A	200,000,000	2016/07/05	2016/11/29	50.40
60318	Haitong Int'l Sec – HSI R Bear CBBC Nov 2016 B	200,000,000	2016/07/05	2016/11/29	51.40
60443	J P Morgan SP BV – CKH R Bull CBBC Jun 2017 D	40,000,000	2016/07/05	2017/06/16	10.00
60435	J P Morgan SP BV – HKEX R Bull CBBC Jun 2017 D	40,000,000	2016/07/05	2017/06/16	10.00
60437	J P Morgan SP BV – HKEX R Bull CBBC Jul 2017 B	40,000,000	2016/07/05	2017/07/21	10.00
60445	J P Morgan SP BV – HSBC R Bull CBBC Jun 2017 E	100,000,000	2016/07/05	2017/06/16	25.00
60419	J P Morgan SP BV – HSI R Bull CBBC Oct 2017 W	200,000,000	2016/07/05	2017/10/30	50.00
60441	J P Morgan SP BV – HSI R Bull CBBC Nov 2017 N	200,000,000	2016/07/05	2017/11/29	50.00
60442	J P Morgan SP BV – HSI R Bull CBBC Dec 2017 J	200,000,000	2016/07/05	2017/12/28	50.00
60423	J P Morgan SP BV – HSI R Bear CBBC Oct 2016 V	200,000,000	2016/07/05	2016/10/28	50.00
60426	J P Morgan SP BV – HSI R Bear CBBC Oct 2016 W	200,000,000	2016/07/05	2016/10/28	50.00
60434	J P Morgan SP BV – HSI R Bear CBBC Oct 2016 X	200,000,000	2016/07/05	2016/10/28	50.00
60433	J P Morgan SP BV – HSI R Bear CBBC Nov 2016 G	200,000,000	2016/07/05	2016/11/29	50.00
60438	J P Morgan SP BV – Tencent R Bull CBBC Jun 2017 D	60,000,000	2016/07/05	2017/06/16	15.00
60261	SG Issuer – HSI R Bull CBBC Nov 2017 N	200,000,000	2016/07/05	2017/11/29	50.00
60264	SG Issuer – HSI R Bull CBBC Nov 2017 O	200,000,000	2016/07/05	2017/11/29	50.00
60278	SG Issuer – HSI R Bull CBBC Nov 2017 P	200,000,000	2016/07/05	2017/11/29	50.00
60356	SG Issuer – HSI R Bear CBBC Nov 2016 J	200,000,000	2016/07/05	2016/11/29	50.00
60400	UBS AG – HSI R Bull CBBC Sep 2017 H	200,000,000	2016/07/05	2017/09/28	50.00
60402	UBS AG – HSI R Bull CBBC Sep 2017 I	200,000,000	2016/07/05	2017/09/28	50.00
60386	UBS AG – HSI R Bull CBBC Oct 2017 S	200,000,000	2016/07/05	2017/10/30	50.00
60392	UBS AG – HSI R Bull CBBC Dec 2017 F	200,000,000	2016/07/05	2017/12/28	50.00
60407	UBS AG – HSI R Bear CBBC Oct 2016 Q	200,000,000	2016/07/05	2016/10/28	50.00
60408	UBS AG – HSI R Bear CBBC Oct 2016 R	200,000,000	2016/07/05	2016/10/28	50.00
60415	UBS AG – HSI R Bear CBBC Oct 2016 S	200,000,000	2016/07/05	2016/10/28	50.00
60418	UBS AG – HSI R Bear CBBC Oct 2016 T	200,000,000	2016/07/05	2016/10/28	50.00
60409	UBS AG – HSI R Bear CBBC Nov 2016 B	200,000,000	2016/07/05	2016/11/29	50.00
60529	Credit Suisse AG – HSI R Bull CBBC Sep 2017 M	200,000,000	2016/07/06	2017/09/28	50.00
60540	Credit Suisse AG – HSI R Bull CBBC Sep 2017 N	200,000,000	2016/07/06	2017/09/28	50.00
60543	Credit Suisse AG – HSI R Bull CBBC Sep 2017 O	200,000,000	2016/07/06	2017/09/28	50.00
60552	Credit Suisse AG – HSI R Bear CBBC Oct 2016 I	200,000,000	2016/07/06	2016/10/28	50.00
60546	Credit Suisse AG – HSI R Bear CBBC Nov 2016 M	200,000,000	2016/07/06	2016/11/29	50.00
60553	Credit Suisse AG – HSI R Bear CBBC Nov 2016 N	200,000,000	2016/07/06	2016/11/29	50.00
60547	Credit Suisse AG – HSI R Bear CBBC Dec 2016 A	200,000,000	2016/07/06	2016/12/29	50.00
60479	Bank of East Asia – CKH R Bull CBBC Jan 2018 A	40,000,000	2016/07/06	2018/01/11	10.00

MAIN BOARD CALLABLE BULL/BEAR CONTRACTS

Code	Callable Bull/Bear Contracts	No. of issue (units)	Listing date	Expiry	Amount raised (HK\$ mil.)
60486	Bank of East Asia – Galaxy Ent R Bear CBBC Mar 2017 A	60,000,000	2016/07/06	2017/03/13	15.00
60478	Bank of East Asia – Lenovo R Bull CBBC Sep 2018 A	60,000,000	2016/07/06	2018/09/03	15.00
60579	Goldman Sachs SP (Asia) – HSI R Bull CBBC Nov 2017 G	200,000,000	2016/07/06	2017/11/29	50.60
60580	Goldman Sachs SP (Asia) – HSI R Bull CBBC Dec 2017 A	200,000,000	2016/07/06	2017/12/28	50.20
60583	Goldman Sachs SP (Asia) – HSI R Bear CBBC Oct 2016 G	200,000,000	2016/07/06	2016/10/28	50.80
60455	HK Bank – CKH R Bull CBBC Jul 2017 B	40,000,000	2016/07/06	2017/07/17	10.00
60457	HK Bank – CKH R Bull CBBC Oct 2017 A	40,000,000	2016/07/06	2017/10/31	10.00
60462	HK Bank – Galaxy Ent R Bear CBBC May 2017 A	40,000,000	2016/07/06	2017/05/29	10.00
60465	HK Bank – HSI R Bear CBBC Dec 2016 Q	150,000,000	2016/07/06	2016/12/29	37.50
60463	HK Bank – Sands China R Bear CBBC Apr 2017 D	40,000,000	2016/07/06	2017/04/28	10.00
60467	HK Bank – Tencent R Bull CBBC Jun 2017 D	50,000,000	2016/07/06	2017/06/30	12.50
60454	HK Bank – Tencent R Bull CBBC Aug 2017 A	50,000,000	2016/07/06	2017/08/31	12.50
60468	HK Bank – Tencent R Bull CBBC Aug 2017 B	50,000,000	2016/07/06	2017/08/28	12.50
60572	J P Morgan SP BV – CKH R Bull CBBC Jul 2017 B	40,000,000	2016/07/06	2017/07/21	10.00
60569	J P Morgan SP BV – HSBC R Bull CBBC Nov 2017 B	100,000,000	2016/07/06	2017/11/17	25.00
60563	J P Morgan SP BV – HSI R Bull CBBC Nov 2017 O	200,000,000	2016/07/06	2017/11/29	50.00
60557	J P Morgan SP BV – HSI R Bull CBBC Dec 2017 K	200,000,000	2016/07/06	2017/12/28	50.00
60561	J P Morgan SP BV – HSI R Bear CBBC Oct 2016 Y	200,000,000	2016/07/06	2016/10/28	50.00
60562	J P Morgan SP BV – HSI R Bear CBBC Dec 2016 F	200,000,000	2016/07/06	2016/12/29	50.00
60565	J P Morgan SP BV – Tencent R Bull CBBC Jul 2017 E	60,000,000	2016/07/06	2017/07/21	15.00
60564	J P Morgan SP BV – Tencent R Bear CBBC Apr 2017 C	60,000,000	2016/07/06	2017/04/21	15.00
60488	SG Issuer – CKH R Bull CBBC Dec 2017 A	100,000,000	2016/07/06	2017/12/28	25.00
60489	SG Issuer – CKH R Bull CBBC Dec 2017 B	100,000,000	2016/07/06	2017/12/28	25.00
60497	SG Issuer – CKH R Bear CBBC Mar 2017 A	100,000,000	2016/07/06	2017/03/30	25.00
60471	SG Issuer – CKP R Bull CBBC Oct 2017 A	100,000,000	2016/07/06	2017/10/30	25.00
60470	SG Issuer – CKP R Bull CBBC Dec 2017 A	100,000,000	2016/07/06	2017/12/28	25.00
60476	SG Issuer – HSBC R Bull CBBC Sep 2018 A	100,000,000	2016/07/06	2018/09/27	25.00
60472	SG Issuer – HSBC R Bull CBBC Nov 2018 A	100,000,000	2016/07/06	2018/11/29	25.00
60477	SG Issuer – HSBC R Bear CBBC Jan 2017 A	100,000,000	2016/07/06	2017/01/26	25.00
60446	SG Issuer – HSI R Bull CBBC Oct 2017 P	200,000,000	2016/07/06	2017/10/30	50.00
60452	SG Issuer – HSI R Bull CBBC Oct 2017 Q	200,000,000	2016/07/06	2017/10/30	50.00
60453	SG Issuer – HSI R Bull CBBC Oct 2017 R	200,000,000	2016/07/06	2017/10/30	50.00
60502	SG Issuer – HSI R Bear CBBC Oct 2016 T	200,000,000	2016/07/06	2016/10/28	50.00
60500	SG Issuer – HSI R Bear CBBC Nov 2016 K	200,000,000	2016/07/06	2016/11/29	50.00
60501	SG Issuer – HSI R Bear CBBC Nov 2016 L	200,000,000	2016/07/06	2016/11/29	50.00
60503	SG Issuer – HSI R Bear CBBC Nov 2016 M	200,000,000	2016/07/06	2016/11/29	50.00
60525	UBS AG – HSBC R Bull CBBC Jun 2017 B	100,000,000	2016/07/06	2017/06/12	25.00
60526	UBS AG – HSBC R Bull CBBC Jun 2017 C	100,000,000	2016/07/06	2017/06/26	25.00
60504	UBS AG – HSI R Bull CBBC Oct 2017 T	200,000,000	2016/07/06	2017/10/30	50.00
60507	UBS AG – HSI R Bull CBBC Dec 2017 G	200,000,000	2016/07/06	2017/12/28	50.00
60520	UBS AG – HSI R Bear CBBC Oct 2016 U	200,000,000	2016/07/06	2016/10/28	50.00
60523	UBS AG – HSI R Bear CBBC Oct 2016 V	200,000,000	2016/07/06	2016/10/28	50.00
60522	UBS AG – HSI R Bear CBBC Nov 2016 C	200,000,000	2016/07/06	2016/11/29	50.00
60516	UBS AG – HSI R Bear CBBC Jan 2017 M	200,000,000	2016/07/06	2017/01/26	50.00
69847#	Macquarie Bank Ltd. – HSI R Bull CBBC Mar 2017 C	157,000,000	2016/07/06	2017/03/30	10.05

MAIN BOARD CALLABLE BULL/BEAR CONTRACTS

Code	Callable Bull/Bear Contracts	No. of issue (units)	Listing date	Expiry	Amount raised (HK\$ mil.)
60639	BNP Paribas Arbit Issu B.V. – HSI R Bull CBBC Sep 2017 D	250,000,000	2016/07/07	2017/09/28	62.50
60628	Credit Suisse AG – HSI R Bull CBBC Sep 2017 P	200,000,000	2016/07/07	2017/09/28	50.00
60637	Credit Suisse AG – HSI R Bull CBBC Sep 2017 Q	200,000,000	2016/07/07	2017/09/28	50.00
60612	Credit Suisse AG – HSI R Bear CBBC Oct 2016 J	200,000,000	2016/07/07	2016/10/28	50.00
60620	Credit Suisse AG – HSI R Bear CBBC Nov 2016 O	200,000,000	2016/07/07	2016/11/29	50.00
60694	Goldman Sachs SP (Asia) – HSI R Bull CBBC Nov 2017 H	200,000,000	2016/07/07	2017/11/29	50.40
60696	Goldman Sachs SP (Asia) – HSI R Bear CBBC Oct 2016 H	200,000,000	2016/07/07	2016/10/28	50.40
60665	J P Morgan SP BV – HKEX R Bull CBBC Sep 2017 D	40,000,000	2016/07/07	2017/09/15	10.00
60673	J P Morgan SP BV – HSI R Bull CBBC Nov 2017 P	200,000,000	2016/07/07	2017/11/29	50.00
60693	J P Morgan SP BV – HSI R Bull CBBC Dec 2017 L	200,000,000	2016/07/07	2017/12/28	50.00
60664	J P Morgan SP BV – HSI R Bear CBBC Dec 2016 G	200,000,000	2016/07/07	2016/12/29	50.00
60670	J P Morgan SP BV – HSI R Bear CBBC Dec 2016 H	200,000,000	2016/07/07	2016/12/29	50.00
60669	J P Morgan SP BV – Ping An R Bull CBBC Apr 2017 D	100,000,000	2016/07/07	2017/04/21	25.00
60640	Macquarie Bank Ltd. – HSI R Bull CBBC Mar 2017 F	40,000,000	2016/07/07	2017/03/30	10.00
60585	SG Issuer – HSI R Bull CBBC Nov 2017 Q	200,000,000	2016/07/07	2017/11/29	50.00
60587	SG Issuer – HSI R Bull CBBC Nov 2017 R	200,000,000	2016/07/07	2017/11/29	50.00
60602	SG Issuer – HSI R Bear CBBC Oct 2016 U	200,000,000	2016/07/07	2016/10/28	50.00
60609	SG Issuer – HSI R Bear CBBC Nov 2016 N	200,000,000	2016/07/07	2016/11/29	50.00
60610	SG Issuer – HSI R Bear CBBC Nov 2016 O	200,000,000	2016/07/07	2016/11/29	50.00
60660	UBS AG – HSI R Bull CBBC Sep 2017 C	200,000,000	2016/07/07	2017/09/28	50.00
60648	UBS AG – HSI R Bull CBBC Oct 2017 U	200,000,000	2016/07/07	2017/10/30	50.00
60663	UBS AG – HSI R Bull CBBC Nov 2017 U	200,000,000	2016/07/07	2017/11/29	50.00
60646	UBS AG – HSI R Bear CBBC Oct 2016 W	200,000,000	2016/07/07	2016/10/28	50.00
60644	UBS AG – HSI R Bear CBBC Feb 2017 I	200,000,000	2016/07/07	2017/02/27	50.00
60758	BNP Paribas Arbit Issu B.V. – HSI R Bull CBBC Sep 2017 E	250,000,000	2016/07/08	2017/09/28	62.50
60761	BNP Paribas Arbit Issu B.V. – HSI R Bull CBBC Sep 2017 F	250,000,000	2016/07/08	2017/09/28	62.50
60760	BNP Paribas Arbit Issu B.V. – HSI R Bull CBBC Oct 2017 E	250,000,000	2016/07/08	2017/10/30	62.50
60700	BNP Paribas Arbit Issu B.V. – HSI R Bear CBBC Feb 2017 A	250,000,000	2016/07/08	2017/02/27	62.50
60710	BNP Paribas Arbit Issu B.V. – HSI R Bear CBBC Feb 2017 R	250,000,000	2016/07/08	2017/02/27	62.50
60708	BNP Paribas Arbit Issu B.V. – HSI R Bear CBBC Mar 2017 A	250,000,000	2016/07/08	2017/03/30	62.50
60787	Credit Suisse AG – HSI R Bull CBBC Oct 2017 R	200,000,000	2016/07/08	2017/10/30	50.00
60789	Credit Suisse AG – HSI R Bull CBBC Nov 2017 P	200,000,000	2016/07/08	2017/11/29	50.00
60791	Credit Suisse AG – HSI R Bull CBBC Nov 2017 Q	200,000,000	2016/07/08	2017/11/29	50.00
60795	Credit Suisse AG – HSI R Bull CBBC Nov 2017 S	200,000,000	2016/07/08	2017/11/29	50.00
60780	Credit Suisse AG – HSI R Bear CBBC Oct 2016 K	200,000,000	2016/07/08	2016/10/28	50.00
60784	Credit Suisse AG – HSI R Bear CBBC Oct 2016 M	200,000,000	2016/07/08	2016/10/28	50.00
60781	Credit Suisse AG – HSI R Bear CBBC Nov 2016 P	200,000,000	2016/07/08	2016/11/29	50.00
60762	Goldman Sachs SP (Asia) – HSI R Bull CBBC Nov 2017 I	200,000,000	2016/07/08	2017/11/29	50.20
60765	Goldman Sachs SP (Asia) – HSI R Bull CBBC Nov 2017 J	200,000,000	2016/07/08	2017/11/29	50.60
60712	Goldman Sachs SP (Asia) – HSI R Bear CBBC Oct 2016 I	200,000,000	2016/07/08	2016/10/28	50.60
60731	HK Bank – HKEX R Bull CBBC May 2017 A	50,000,000	2016/07/08	2017/05/31	12.50
60732	HK Bank – HKEX R Bull CBBC May 2017 B	50,000,000	2016/07/08	2017/05/24	12.50
60745	HK Bank – HSI R Bull CBBC Jul 2017 D	150,000,000	2016/07/08	2017/07/28	37.50
60740	HK Bank – HSI R Bull CBBC Aug 2017 C	150,000,000	2016/07/08	2017/08/30	37.50
60738	HK Bank – HSI R Bull CBBC Sep 2017 A	150,000,000	2016/07/08	2017/09/28	37.50

MAIN BOARD CALLABLE BULL/BEAR CONTRACTS

Code	Callable Bull/Bear Contracts	No. of issue (units)	Listing date	Expiry	Amount raised (HK\$ mil.)
60715	Haitong Int'l Sec – HSI R Bull CBBC Sep 2017 A	200,000,000	2016/07/08	2017/09/28	50.80
60716	Haitong Int'l Sec – HSI R Bull CBBC Oct 2017 D	200,000,000	2016/07/08	2017/10/30	50.80
60717	Haitong Int'l Sec – HSI R Bull CBBC Oct 2017 E	200,000,000	2016/07/08	2017/10/30	50.40
60719	Haitong Int'l Sec – HSI R Bull CBBC Oct 2017 F	200,000,000	2016/07/08	2017/10/30	50.00
60721	Haitong Int'l Sec – HSI R Bull CBBC Oct 2017 G	200,000,000	2016/07/08	2017/10/30	50.40
60722	Haitong Int'l Sec – HSI R Bear CBBC Oct 2016 D	200,000,000	2016/07/08	2016/10/28	50.40
60728	Haitong Int'l Sec – HSI R Bear CBBC Oct 2016 E	200,000,000	2016/07/08	2016/10/28	50.40
60838	J P Morgan SP BV – CSOP A50 ETF R Bull CBBC Jul 2017 A	100,000,000	2016/07/08	2017/07/21	25.00
60834	J P Morgan SP BV – HSBC R Bull CBBC Jul 2017 B	100,000,000	2016/07/08	2017/07/21	25.00
60827	J P Morgan SP BV – HSI R Bull CBBC Oct 2017 X	200,000,000	2016/07/08	2017/10/30	50.00
60840	J P Morgan SP BV – HSI R Bull CBBC Oct 2017 Y	200,000,000	2016/07/08	2017/10/30	50.00
60830	J P Morgan SP BV – HSI R Bull CBBC Nov 2017 Q	200,000,000	2016/07/08	2017/11/29	50.00
60833	J P Morgan SP BV – HSI R Bull CBBC Dec 2017 M	200,000,000	2016/07/08	2017/12/28	50.00
60821	J P Morgan SP BV – HSI R Bear CBBC Oct 2016 F	200,000,000	2016/07/08	2016/10/28	50.00
60820	J P Morgan SP BV – HSI R Bear CBBC Oct 2016 Z	200,000,000	2016/07/08	2016/10/28	50.00
60799	Macquarie Bank Ltd. – HSI R Bull CBBC Mar 2017 G	40,000,000	2016/07/08	2017/03/30	10.00
60804	Macquarie Bank Ltd. – HSI R Bear CBBC Feb 2017 I	40,000,000	2016/07/08	2017/02/27	10.20
60801	Macquarie Bank Ltd. – HSI R Bear CBBC Mar 2017 C	40,000,000	2016/07/08	2017/03/30	10.00
60768	SG Issuer – HSI R Bull CBBC Oct 2017 S	200,000,000	2016/07/08	2017/10/30	50.00
60774	SG Issuer – HSI R Bull CBBC Oct 2017 T	200,000,000	2016/07/08	2017/10/30	50.00
60775	SG Issuer – HSI R Bull CBBC Oct 2017 U	200,000,000	2016/07/08	2017/10/30	50.00
60777	SG Issuer – HSI R Bear CBBC Nov 2016 P	200,000,000	2016/07/08	2016/11/29	50.00
60817	UBS AG – HSI R Bull CBBC Sep 2017 R	200,000,000	2016/07/08	2017/09/28	50.00
60815	UBS AG – HSI R Bull CBBC Oct 2017 V	200,000,000	2016/07/08	2017/10/30	50.00
60816	UBS AG – HSI R Bull CBBC Nov 2017 V	200,000,000	2016/07/08	2017/11/29	50.00
60814	UBS AG – HSI R Bull CBBC Dec 2017 H	200,000,000	2016/07/08	2017/12/28	50.00
60805	UBS AG – HSI R Bear CBBC Oct 2016 X	200,000,000	2016/07/08	2016/10/28	50.00
60808	UBS AG – HSI R Bear CBBC Oct 2016 Y	200,000,000	2016/07/08	2016/10/28	50.00
60806	UBS AG – HSI R Bear CBBC Jan 2017 N	200,000,000	2016/07/08	2017/01/26	50.00
60950	BNP Paribas Arbit Issu B.V. – HSI R Bull CBBC Sep 2017 G	250,000,000	2016/07/11	2017/09/28	62.50
60946	BNP Paribas Arbit Issu B.V. – HSI R Bull CBBC Oct 2017 F	250,000,000	2016/07/11	2017/10/30	62.50
60953	BNP Paribas Arbit Issu B.V. – HSI R Bull CBBC Oct 2017 G	250,000,000	2016/07/11	2017/10/30	62.50
60842	BNP Paribas Arbit Issu B.V. – HSI R Bear CBBC Feb 2017 O	250,000,000	2016/07/11	2017/02/27	62.50
60841	BNP Paribas Arbit Issu B.V. – HSI R Bear CBBC Mar 2017 O	250,000,000	2016/07/11	2017/03/30	62.50
60844	BNP Paribas Arbit Issu B.V. – HSI R Bear CBBC Mar 2017 P	250,000,000	2016/07/11	2017/03/30	62.50
60982	Credit Suisse AG – HSI R Bull CBBC Oct 2017 S	200,000,000	2016/07/11	2017/10/30	50.00
60983	Credit Suisse AG – HSI R Bull CBBC Oct 2017 T	200,000,000	2016/07/11	2017/10/30	50.00
60987	Credit Suisse AG – HSI R Bull CBBC Oct 2017 U	200,000,000	2016/07/11	2017/10/30	50.00
60992	Credit Suisse AG – HSI R Bull CBBC Oct 2017 V	200,000,000	2016/07/11	2017/10/30	50.00
60978	Credit Suisse AG – HSI R Bear CBBC Oct 2016 N	200,000,000	2016/07/11	2016/10/28	50.00
60973	Credit Suisse AG – HSI R Bear CBBC Nov 2016 Q	200,000,000	2016/07/11	2016/11/29	50.00
60956	Goldman Sachs SP (Asia) – HSI R Bull CBBC Oct 2017 M	200,000,000	2016/07/11	2017/10/30	50.20
60959	Goldman Sachs SP (Asia) – HSI R Bull CBBC Oct 2017 N	200,000,000	2016/07/11	2017/10/30	50.60
60954	Goldman Sachs SP (Asia) – HSI R Bear CBBC Oct 2016 J	200,000,000	2016/07/11	2016/10/28	50.80
60955	Goldman Sachs SP (Asia) – HSI R Bear CBBC Nov 2016 A	200,000,000	2016/07/11	2016/11/29	50.80

MAIN BOARD CALLABLE BULL/BEAR CONTRACTS

Code	Callable Bull/Bear Contracts	No. of issue (units)	Listing date	Expiry	Amount raised (HK\$ mil.)
60906	HK Bank – AIA R Bull CBBC Jun 2017 C	40,000,000	2016/07/11	2017/06/30	18.00
60905	HK Bank – CC Bank R Bull CBBC Jul 2017 A	50,000,000	2016/07/11	2017/07/31	12.50
60913	HK Bank – HSI R Bull CBBC Jun 2017 D	150,000,000	2016/07/11	2017/06/29	37.50
60907	HK Bank – HSI R Bull CBBC Jul 2017 E	150,000,000	2016/07/11	2017/07/28	37.50
60904	HK Bank – Tencent R Bull CBBC Jul 2017 D	50,000,000	2016/07/11	2017/07/24	12.50
61014	J P Morgan SP BV – A50 China R Bull CBBC Aug 2017 A	100,000,000	2016/07/11	2017/08/18	25.00
61000	J P Morgan SP BV – HSI R Bull CBBC Oct 2017 Z	200,000,000	2016/07/11	2017/10/30	50.00
61003	J P Morgan SP BV – HSI R Bull CBBC Nov 2017 R	200,000,000	2016/07/11	2017/11/29	50.00
61005	J P Morgan SP BV – HSI R Bull CBBC Dec 2017 N	200,000,000	2016/07/11	2017/12/28	50.00
60993	J P Morgan SP BV – HSI R Bear CBBC Oct 2016 H	200,000,000	2016/07/11	2016/10/28	50.00
60997	J P Morgan SP BV – HSI R Bear CBBC Oct 2016 I	200,000,000	2016/07/11	2016/10/28	50.00
61011	J P Morgan SP BV – Tencent R Bull CBBC Apr 2017 C	60,000,000	2016/07/11	2017/04/21	15.00
60921	Macquarie Bank Ltd. – HSI R Bull CBBC Mar 2017 H	40,000,000	2016/07/11	2017/03/30	10.20
60924	Macquarie Bank Ltd. – HSI R Bull CBBC Mar 2017 I	40,000,000	2016/07/11	2017/03/30	10.00
60940	SG Issuer – HSI R Bull CBBC Oct 2017 V	200,000,000	2016/07/11	2017/10/30	50.00
60944	SG Issuer – HSI R Bull CBBC Oct 2017 W	200,000,000	2016/07/11	2017/10/30	50.00
60937	SG Issuer – HSI R Bull CBBC Nov 2017 S	200,000,000	2016/07/11	2017/11/29	50.00
60941	SG Issuer – HSI R Bull CBBC Nov 2017 T	200,000,000	2016/07/11	2017/11/29	50.00
60902	SG Issuer – HSI R Bear CBBC Oct 2016 W	200,000,000	2016/07/11	2016/10/28	50.00
60903	SG Issuer – HSI R Bear CBBC Nov 2016 Q	200,000,000	2016/07/11	2016/11/29	50.00
60969	UBS AG – HSI R Bull CBBC Oct 2017 W	200,000,000	2016/07/11	2017/10/30	50.00
60970	UBS AG – HSI R Bull CBBC Nov 2017 W	200,000,000	2016/07/11	2017/11/29	50.00
60971	UBS AG – HSI R Bull CBBC Nov 2017 X	200,000,000	2016/07/11	2017/11/29	50.00
60966	UBS AG – HSI R Bull CBBC Dec 2017 I	200,000,000	2016/07/11	2017/12/28	50.00
60965	UBS AG – HSI R Bear CBBC Oct 2016 F	200,000,000	2016/07/11	2016/10/28	50.00
60964	UBS AG – HSI R Bear CBBC Oct 2016 Z	200,000,000	2016/07/11	2016/10/28	50.00
60962	UBS AG – HSI R Bear CBBC Jan 2017 O	200,000,000	2016/07/11	2017/01/26	50.00
61057	BNP Paribas Arbit Issu B.V. – Ch Mob R Bull CBBC Jun 2017 A	50,000,000	2016/07/12	2017/06/30	12.50
61055	BNP Paribas Arbit Issu B.V. – HKEX R Bull CBBC Jun 2017 A	40,000,000	2016/07/12	2017/06/30	10.00
61053	BNP Paribas Arbit Issu B.V. – HSCEI R Bull CBBC Sep 2017 A	100,000,000	2016/07/12	2017/09/28	25.00
61065	Credit Suisse AG – HSI R Bull CBBC Sep 2017 R	200,000,000	2016/07/12	2017/09/28	50.00
61069	Credit Suisse AG – HSI R Bull CBBC Sep 2017 S	200,000,000	2016/07/12	2017/09/28	50.00
61079	Credit Suisse AG – HSI R Bull CBBC Sep 2017 T	200,000,000	2016/07/12	2017/09/28	50.00
61081	Credit Suisse AG – HSI R Bear CBBC Oct 2016 V	200,000,000	2016/07/12	2016/10/28	50.00
61112	Credit Suisse AG – HSI R Bear CBBC Oct 2016 W	200,000,000	2016/07/12	2016/10/28	50.00
61034	Goldman Sachs SP (Asia) – HSI R Bull CBBC Oct 2017 O	200,000,000	2016/07/12	2017/10/30	50.40
61181	Goldman Sachs SP (Asia) – HSI R Bear CBBC Oct 2016 K	200,000,000	2016/07/12	2016/10/28	50.60
61182	Goldman Sachs SP (Asia) – HSI R Bear CBBC Oct 2016 L	200,000,000	2016/07/12	2016/10/28	50.40
61039	HK Bank – China Mobile R Bull CBBC Oct 2017 A	50,000,000	2016/07/12	2017/10/30	12.50
61051	HK Bank – CSOP A50 ETF R Bull CBBC Apr 2017 A	50,000,000	2016/07/12	2017/04/24	12.50
61052	HK Bank – A50 R Bull CBBC Apr 2017 A	50,000,000	2016/07/12	2017/04/24	12.50
61037	HK Bank – Ping An R Bull CBBC May 2017 A	50,000,000	2016/07/12	2017/05/29	12.50
61050	HK Bank – Tencent R Bull CBBC Jun 2017 E	50,000,000	2016/07/12	2017/06/23	12.50
61175	J P Morgan SP BV – HSI R Bull CBBC Nov 2017 S	200,000,000	2016/07/12	2017/11/29	50.00
61169	J P Morgan SP BV – HSI R Bull CBBC Dec 2017 O	200,000,000	2016/07/12	2017/12/28	50.00

MAIN BOARD CALLABLE BULL/BEAR CONTRACTS

Code	Callable Bull/Bear Contracts	No. of issue (units)	Listing date	Expiry	Amount raised (HK\$ mil.)
61177	J P Morgan SP BV – HSI R Bull CBBC Dec 2017 P	200,000,000	2016/07/12	2017/12/28	50.00
61184	J P Morgan SP BV – HSI R Bear CBBC Oct 2016 J	200,000,000	2016/07/12	2016/10/28	50.00
61185	J P Morgan SP BV – HSI R Bear CBBC Nov 2016 H	200,000,000	2016/07/12	2016/11/29	50.00
61217	J P Morgan SP BV – HSI R Bear CBBC Dec 2016 I	200,000,000	2016/07/12	2016/12/29	50.00
61023	SG Issuer – HSI R Bull CBBC Oct 2017 X	200,000,000	2016/07/12	2017/10/30	50.00
61029	SG Issuer – HSI R Bull CBBC Nov 2017 U	200,000,000	2016/07/12	2017/11/29	50.00
61030	SG Issuer – HSI R Bull CBBC Nov 2017 V	200,000,000	2016/07/12	2017/11/29	50.00
61062	SG Issuer – HSI R Bear CBBC Oct 2016 X	200,000,000	2016/07/12	2016/10/28	50.00
61160	UBS AG – HSCEI R Bull CBBC Oct 2017 A	100,000,000	2016/07/12	2017/10/30	25.00
61128	UBS AG – HSI R Bull CBBC Sep 2017 S	200,000,000	2016/07/12	2017/09/28	50.00
61121	UBS AG – HSI R Bull CBBC Oct 2017 X	200,000,000	2016/07/12	2017/10/30	50.00
61126	UBS AG – HSI R Bull CBBC Oct 2017 Y	200,000,000	2016/07/12	2017/10/30	50.00
61114	UBS AG – HSI R Bull CBBC Nov 2017 Y	200,000,000	2016/07/12	2017/11/29	50.00
61167	UBS AG – HSI R Bear CBBC Oct 2016 C	200,000,000	2016/07/12	2016/10/28	50.00
61166	UBS AG – HSI R Bear CBBC Oct 2016 G	200,000,000	2016/07/12	2016/10/28	50.00
61157	UBS AG – Tencent R Bull CBBC Jun 2017 C	50,000,000	2016/07/12	2017/06/26	12.50
61240	BNP Paribas Arbit Issu B.V. – HSI R Bull CBBC Oct 2017 H	250,000,000	2016/07/13	2017/10/30	62.50
61425	BNP Paribas Arbit Issu B.V. – HSI R Bear CBBC Feb 2017 M	250,000,000	2016/07/13	2017/02/27	62.50
61427	BNP Paribas Arbit Issu B.V. – HSI R Bear CBBC Mar 2017 C	250,000,000	2016/07/13	2017/03/30	62.50
61400	Credit Suisse AG – HSI R Bull CBBC Sep 2017 U	200,000,000	2016/07/13	2017/09/28	50.00
61405	Credit Suisse AG – HSI R Bull CBBC Nov 2017 T	200,000,000	2016/07/13	2017/11/29	50.00
61407	Credit Suisse AG – HSI R Bear CBBC Oct 2016 X	200,000,000	2016/07/13	2016/10/28	50.00
61418	Credit Suisse AG – HSI R Bear CBBC Oct 2016 Y	200,000,000	2016/07/13	2016/10/28	50.00
61406	Credit Suisse AG – HSI R Bear CBBC Nov 2016 R	200,000,000	2016/07/13	2016/11/29	50.00
61417	Credit Suisse AG – HSI R Bear CBBC Dec 2016 B	200,000,000	2016/07/13	2016/12/29	50.00
61433	Goldman Sachs SP (Asia) – HSI R Bull CBBC Nov 2017 K	200,000,000	2016/07/13	2017/11/29	50.20
61332	Goldman Sachs SP (Asia) – HSI R Bear CBBC Nov 2016 B	200,000,000	2016/07/13	2016/11/29	50.20
61367	HK Bank – HSI R Bear CBBC Feb 2017 L	150,000,000	2016/07/13	2017/02/27	37.50
61363	HK Bank – HSI R Bear CBBC Mar 2017 J	150,000,000	2016/07/13	2017/03/30	37.50
61362	HK Bank – HSI R Bear CBBC Apr 2017 C	150,000,000	2016/07/13	2017/04/27	37.50
61344	HK Bank – Tencent R Bear CBBC Apr 2017 B	40,000,000	2016/07/13	2017/04/21	10.00
61359	HK Bank – Tencent R Bear CBBC Apr 2017 C	40,000,000	2016/07/13	2017/04/28	10.00
61228	Haitong Int'l Sec – HSI R Bull CBBC Oct 2017 H	200,000,000	2016/07/13	2017/10/30	50.20
61238	Haitong Int'l Sec – HSI R Bull CBBC Oct 2017 I	200,000,000	2016/07/13	2017/10/30	50.20
61302	Haitong Int'l Sec – HSI R Bear CBBC Oct 2016 F	200,000,000	2016/07/13	2016/10/28	50.00
61309	Haitong Int'l Sec – HSI R Bear CBBC Oct 2016 G	200,000,000	2016/07/13	2016/10/28	50.20
61319	Haitong Int'l Sec – HSI R Bear CBBC Oct 2016 H	200,000,000	2016/07/13	2016/10/28	50.20
61324	Haitong Int'l Sec – HSI R Bear CBBC Oct 2016 I	200,000,000	2016/07/13	2016/10/28	50.00
61326	Haitong Int'l Sec – HSI R Bear CBBC Oct 2016 J	200,000,000	2016/07/13	2016/10/28	50.20
61329	Haitong Int'l Sec – HSI R Bear CBBC Oct 2016 K	200,000,000	2016/07/13	2016/10/28	50.00
61330	Haitong Int'l Sec – HSI R Bear CBBC Oct 2016 L	200,000,000	2016/07/13	2016/10/28	50.00
61451	J P Morgan SP BV – HSI R Bull CBBC Nov 2017 T	200,000,000	2016/07/13	2017/11/29	50.00
61453	J P Morgan SP BV – HSI R Bull CBBC Nov 2017 U	200,000,000	2016/07/13	2017/11/29	50.00
61469	J P Morgan SP BV – HSI R Bear CBBC Oct 2016 D	200,000,000	2016/07/13	2016/10/28	50.00
61470	J P Morgan SP BV – HSI R Bear CBBC Nov 2016 I	200,000,000	2016/07/13	2016/11/29	50.00

MAIN BOARD CALLABLE BULL/BEAR CONTRACTS

Code	Callable Bull/Bear Contracts	No. of issue (units)	Listing date	Expiry	Amount raised (HK\$ mil.)
61471	J P Morgan SP BV – HSI R Bear CBBC Dec 2016 J	200,000,000	2016/07/13	2016/12/29	50.00
61387	Macquarie Bank Ltd. – HSI R Bear CBBC Mar 2017 D	40,000,000	2016/07/13	2017/03/30	10.00
61244	SG Issuer – HSI R Bull CBBC Nov 2017 W	200,000,000	2016/07/13	2017/11/29	50.00
61287	SG Issuer – HSI R Bull CBBC Nov 2017 X	200,000,000	2016/07/13	2017/11/29	50.00
61291	SG Issuer – HSI R Bull CBBC Nov 2017 Y	200,000,000	2016/07/13	2017/11/29	50.00
61432	SG Issuer – HSI R Bear CBBC Oct 2016 A	200,000,000	2016/07/13	2016/10/28	50.00
61301	SG Issuer – HSI R Bear CBBC Oct 2016 H	200,000,000	2016/07/13	2016/10/28	50.00
61294	SG Issuer – HSI R Bear CBBC Oct 2016 Y	200,000,000	2016/07/13	2016/10/28	50.00
61429	SG Issuer – HSI R Bear CBBC Oct 2016 Z	200,000,000	2016/07/13	2016/10/28	50.00
61434	UBS AG – HSI R Bull CBBC Sep 2017 T	200,000,000	2016/07/13	2017/09/28	50.00
61437	UBS AG – HSI R Bull CBBC Nov 2017 Z	200,000,000	2016/07/13	2017/11/29	50.00
61439	UBS AG – HSI R Bear CBBC Oct 2016 E	200,000,000	2016/07/13	2016/10/28	50.00
61447	UBS AG – HSI R Bear CBBC Oct 2016 H	200,000,000	2016/07/13	2016/10/28	50.00
61441	UBS AG – HSI R Bear CBBC Nov 2016 D	200,000,000	2016/07/13	2016/11/29	50.00
61521	Credit Suisse AG – HSI R Bull CBBC Aug 2017 A	200,000,000	2016/07/14	2017/08/30	50.00
61520	Credit Suisse AG – HSI R Bull CBBC Sep 2017 V	200,000,000	2016/07/14	2017/09/28	50.00
61519	Credit Suisse AG – HSI R Bear CBBC Oct 2016 Z	200,000,000	2016/07/14	2016/10/28	50.00
61523	Bank of East Asia – HKEX R Bull CBBC Dec 2017 A	40,000,000	2016/07/14	2017/12/08	10.00
61522	Bank of East Asia – HSBC Holdings R Bull CBBC Jan 2018 A	60,000,000	2016/07/14	2018/01/05	15.00
61524	Bank of East Asia – Tencent R Bull CBBC Jan 2018 A	40,000,000	2016/07/14	2018/01/08	10.00
61486	Goldman Sachs SP (Asia) – HSI R Bull CBBC Nov 2017 L	200,000,000	2016/07/14	2017/11/29	50.40
61548	Goldman Sachs SP (Asia) – HSI R Bull CBBC Nov 2017 M	200,000,000	2016/07/14	2017/11/29	50.60
61474	Goldman Sachs SP (Asia) – HSI R Bear CBBC Nov 2016 C	200,000,000	2016/07/14	2016/11/29	50.80
61481	HK Bank – HSCEI R Bear CBBC Feb 2017 E	50,000,000	2016/07/14	2017/02/27	12.50
61531	J P Morgan SP BV – HSI R Bull CBBC Dec 2017 Q	200,000,000	2016/07/14	2017/12/28	50.00
61541	J P Morgan SP BV – HSI R Bull CBBC Jan 2018 B	200,000,000	2016/07/14	2018/01/30	50.00
61528	J P Morgan SP BV – HSI R Bear CBBC Nov 2016 J	200,000,000	2016/07/14	2016/11/29	50.00
61530	J P Morgan SP BV – HSI R Bear CBBC Dec 2016 K	200,000,000	2016/07/14	2016/12/29	50.00
61544	J P Morgan SP BV – Tencent R Bull CBBC Aug 2017 B	60,000,000	2016/07/14	2017/08/18	15.00
61510	SG Issuer – HSI R Bull CBBC Nov 2017 Z	200,000,000	2016/07/14	2017/11/29	50.00
61512	SG Issuer – HSI R Bear CBBC Oct 2016 B	200,000,000	2016/07/14	2016/10/28	50.00
61527	UBS AG – HSI R Bull CBBC Oct 2017 Z	200,000,000	2016/07/14	2017/10/30	50.00
61526	UBS AG – HSI R Bear CBBC Oct 2016 D	200,000,000	2016/07/14	2016/10/28	50.00
61525	UBS AG – HSI R Bear CBBC Oct 2016 I	200,000,000	2016/07/14	2016/10/28	50.00
61556	BNP Paribas Arbit Issu B.V. – HSI R Bull CBBC Sep 2017 H	250,000,000	2016/07/15	2017/09/28	62.50
61659	BNP Paribas Arbit Issu B.V. – HSI R Bull CBBC Sep 2017 I	250,000,000	2016/07/15	2017/09/28	62.50
61551	BNP Paribas Arbit Issu B.V. – HSI R Bull CBBC Oct 2017 I	250,000,000	2016/07/15	2017/10/30	62.50
61608	BNP Paribas Arbit Issu B.V. – HSI R Bear CBBC Feb 2017 X	250,000,000	2016/07/15	2017/02/27	62.50
61610	Credit Suisse AG – HSI R Bull CBBC Nov 2017 U	200,000,000	2016/07/15	2017/11/29	50.00
61648	Credit Suisse AG – HSI R Bear CBBC Nov 2016 S	200,000,000	2016/07/15	2016/11/29	50.00
61654	Credit Suisse AG – HSI R Bear CBBC Nov 2016 T	200,000,000	2016/07/15	2016/11/29	50.00
61565	Goldman Sachs SP (Asia) – HSI R Bull CBBC Oct 2017 P	200,000,000	2016/07/15	2017/10/30	50.80
61612	Goldman Sachs SP (Asia) – HSI R Bear CBBC Oct 2016 M	200,000,000	2016/07/15	2016/10/28	50.40
61638	J P Morgan SP BV – HSI R Bull CBBC Oct 2017 A	200,000,000	2016/07/15	2017/10/30	50.00
61639	J P Morgan SP BV – HSI R Bull CBBC Jan 2018 C	200,000,000	2016/07/15	2018/01/30	50.00

MAIN BOARD CALLABLE BULL/BEAR CONTRACTS

Code	Callable Bull/Bear Contracts	No. of issue (units)	Listing date	Expiry	Amount raised (HK\$ mil.)
61640	J P Morgan SP BV – HSI R Bear CBBC Dec 2016 L	200,000,000	2016/07/15	2016/12/29	50.00
61643	J P Morgan SP BV – HSI R Bear CBBC Dec 2016 M	200,000,000	2016/07/15	2016/12/29	50.00
61566	SG Issuer – HSI R Bull CBBC Nov 2017 A	200,000,000	2016/07/15	2017/11/29	50.00
61591	SG Issuer – HSI R Bear CBBC Oct 2016 C	200,000,000	2016/07/15	2016/10/28	50.00
61696	UBS AG – HSI R Bull CBBC Sep 2017 U	200,000,000	2016/07/15	2017/09/28	50.00
61697	UBS AG – HSI R Bear CBBC Oct 2016 J	200,000,000	2016/07/15	2016/10/28	50.00
61760	BNP Paribas Arbit Issu B.V. – HSI R Bull CBBC Sep 2017 J	250,000,000	2016/07/18	2017/09/28	62.50
61737	BNP Paribas Arbit Issu B.V. – HSI R Bear CBBC Mar 2017 T	250,000,000	2016/07/18	2017/03/30	62.50
61736	BNP Paribas Arbit Issu B.V. – HSI R Bear CBBC Mar 2017 V	250,000,000	2016/07/18	2017/03/30	62.50
61786	Credit Suisse AG – HSI R Bull CBBC Nov 2017 V	200,000,000	2016/07/18	2017/11/29	50.00
61796	Credit Suisse AG – HSI R Bull CBBC Nov 2017 W	200,000,000	2016/07/18	2017/11/29	50.00
61776	Credit Suisse AG – HSI R Bear CBBC Oct 2016 O	200,000,000	2016/07/18	2016/10/28	50.00
61774	Credit Suisse AG – HSI R Bear CBBC Dec 2016 C	200,000,000	2016/07/18	2016/12/29	50.00
61766	Goldman Sachs SP (Asia) – HSI R Bull CBBC Nov 2017 N	200,000,000	2016/07/18	2017/11/29	50.20
61742	Goldman Sachs SP (Asia) – HSI R Bear CBBC Nov 2016 D	200,000,000	2016/07/18	2016/11/29	50.80
61745	HK Bank – HSI R Bull CBBC Aug 2017 D	150,000,000	2016/07/18	2017/08/30	37.50
61805	Haitong Int'l Sec – HSI R Bull CBBC Oct 2017 J	200,000,000	2016/07/18	2017/10/30	50.40
61813	Haitong Int'l Sec – HSI R Bull CBBC Oct 2017 K	200,000,000	2016/07/18	2017/10/30	50.00
61824	Haitong Int'l Sec – HSI R Bull CBBC Oct 2017 L	200,000,000	2016/07/18	2017/10/30	50.20
61828	Haitong Int'l Sec – HSI R Bull CBBC Oct 2017 M	200,000,000	2016/07/18	2017/10/30	50.40
61833	Haitong Int'l Sec – HSI R Bear CBBC Dec 2016 A	200,000,000	2016/07/18	2016/12/29	50.00
61880	Haitong Int'l Sec – HSI R Bear CBBC Dec 2016 B	200,000,000	2016/07/18	2016/12/29	51.20
61881	Haitong Int'l Sec – HSI R Bear CBBC Dec 2016 C	200,000,000	2016/07/18	2016/12/29	51.40
61890	Haitong Int'l Sec – HSI R Bear CBBC Dec 2016 D	200,000,000	2016/07/18	2016/12/29	51.40
61903	J P Morgan SP BV – HSI R Bull CBBC Oct 2017 C	200,000,000	2016/07/18	2017/10/30	50.00
61909	J P Morgan SP BV – HSI R Bull CBBC Nov 2017 V	200,000,000	2016/07/18	2017/11/29	50.00
61916	J P Morgan SP BV – HSI R Bull CBBC Dec 2017 R	200,000,000	2016/07/18	2017/12/28	50.00
61901	J P Morgan SP BV – HSI R Bear CBBC Oct 2016 E	200,000,000	2016/07/18	2016/10/28	50.00
61700	SG Issuer – CMob R Bull CBBC Oct 2017 C	100,000,000	2016/07/18	2017/10/30	25.00
61717	SG Issuer – CNOOC R Bull CBBC Jul 2017 A	40,000,000	2016/07/18	2017/07/28	10.00
61721	SG Issuer – CNOOC R Bull CBBC Jul 2017 B	40,000,000	2016/07/18	2017/07/28	10.00
61703	SG Issuer – CNOOC R Bull CBBC Oct 2017 A	40,000,000	2016/07/18	2017/10/30	10.00
61716	SG Issuer – CNOOC R Bull CBBC Oct 2017 B	40,000,000	2016/07/18	2017/10/30	10.00
61725	SG Issuer – HKEX R Bull CBBC Sep 2017 G	100,000,000	2016/07/18	2017/09/28	25.00
61749	SG Issuer – HSI R Bull CBBC Nov 2017 B	200,000,000	2016/07/18	2017/11/29	50.00
61722	SG Issuer – HSI R Bear CBBC Oct 2016 G	200,000,000	2016/07/18	2016/10/28	50.00
61724	SG Issuer – HSI R Bear CBBC Nov 2016 R	200,000,000	2016/07/18	2016/11/29	50.00
61731	SG Issuer – Tencent R Bull CBBC Aug 2017 E	100,000,000	2016/07/18	2017/08/30	25.00
61732	SG Issuer – Tencent R Bull CBBC Aug 2017 F	100,000,000	2016/07/18	2017/08/30	25.00
61924	UBS AG – HSI R Bull CBBC Dec 2017 J	200,000,000	2016/07/18	2017/12/28	50.00
61917	UBS AG – HSI R Bear CBBC Oct 2016 K	200,000,000	2016/07/18	2016/10/28	50.00
61922	UBS AG – HSI R Bear CBBC Oct 2016 L	200,000,000	2016/07/18	2016/10/28	50.00
61923	UBS AG – HSI R Bear CBBC Nov 2016 E	200,000,000	2016/07/18	2016/11/29	50.00
62070	BNP Paribas Arbit Issu B.V. – HSI R Bull CBBC Sep 2017 K	250,000,000	2016/07/19	2017/09/28	62.50
62034	BNP Paribas Arbit Issu B.V. – HSI R Bull CBBC Oct 2017 J	250,000,000	2016/07/19	2017/10/30	62.50

MAIN BOARD CALLABLE BULL/BEAR CONTRACTS

Code	Callable Bull/Bear Contracts	No. of issue (units)	Listing date	Expiry	Amount raised (HK\$ mil.)
62074	BNP Paribas Arbit Issu B.V. – HSI R Bull CBBC Oct 2017 K	250,000,000	2016/07/19	2017/10/30	62.50
61929	BNP Paribas Arbit Issu B.V. – HSI R Bear CBBC Feb 2017 N	250,000,000	2016/07/19	2017/02/27	62.50
61945	BNP Paribas Arbit Issu B.V. – HSI R Bear CBBC Feb 2017 U	250,000,000	2016/07/19	2017/02/27	62.50
61939	BNP Paribas Arbit Issu B.V. – HSI R Bear CBBC Mar 2017 U	250,000,000	2016/07/19	2017/03/30	62.50
62013	Credit Suisse AG – HSI R Bull CBBC Dec 2017 A	200,000,000	2016/07/19	2017/12/28	50.00
62023	Credit Suisse AG – HSI R Bull CBBC Dec 2017 B	200,000,000	2016/07/19	2017/12/28	50.00
62025	Credit Suisse AG – HSI R Bull CBBC Dec 2017 C	200,000,000	2016/07/19	2017/12/28	50.00
61965	Credit Suisse AG – HSI R Bear CBBC Oct 2016 D	200,000,000	2016/07/19	2016/10/28	50.00
61966	Credit Suisse AG – HSI R Bear CBBC Nov 2016 U	200,000,000	2016/07/19	2016/11/29	50.00
61968	Credit Suisse AG – HSI R Bear CBBC Nov 2016 V	200,000,000	2016/07/19	2016/11/29	50.00
61973	Credit Suisse AG – HSI R Bear CBBC Nov 2016 W	200,000,000	2016/07/19	2016/11/29	50.00
62008	Credit Suisse AG – HSI R Bear CBBC Nov 2016 X	200,000,000	2016/07/19	2016/11/29	50.00
61948	Credit Suisse AG – HSI R Bear CBBC Dec 2016 D	200,000,000	2016/07/19	2016/12/29	50.00
61976	Credit Suisse AG – HSI R Bear CBBC Dec 2016 E	200,000,000	2016/07/19	2016/12/29	50.00
61987	Credit Suisse AG – HSI R Bear CBBC Dec 2016 F	200,000,000	2016/07/19	2016/12/29	50.00
61999	Credit Suisse AG – HSI R Bear CBBC Dec 2016 G	200,000,000	2016/07/19	2016/12/29	50.00
62110	Goldman Sachs SP (Asia) – HSI R Bull CBBC Oct 2017 Q	200,000,000	2016/07/19	2017/10/30	50.40
62099	Goldman Sachs SP (Asia) – HSI R Bull CBBC Nov 2017 O	200,000,000	2016/07/19	2017/11/29	50.20
62100	Goldman Sachs SP (Asia) – HSI R Bull CBBC Nov 2017 P	200,000,000	2016/07/19	2017/11/29	50.20
61931	Goldman Sachs SP (Asia) – HSI R Bear CBBC Oct 2016 N	200,000,000	2016/07/19	2016/10/28	50.40
61932	Goldman Sachs SP (Asia) – HSI R Bear CBBC Nov 2016 E	200,000,000	2016/07/19	2016/11/29	50.60
61933	Goldman Sachs SP (Asia) – HSI R Bear CBBC Nov 2016 F	200,000,000	2016/07/19	2016/11/29	50.40
62318	J P Morgan SP BV – HKEX R Bull CBBC Sep 2017 E	40,000,000	2016/07/19	2017/09/15	10.00
62320	J P Morgan SP BV – HSI R Bull CBBC Nov 2017 W	200,000,000	2016/07/19	2017/11/29	50.00
62328	J P Morgan SP BV – HSI R Bull CBBC Dec 2017 S	200,000,000	2016/07/19	2017/12/28	50.00
62336	J P Morgan SP BV – HSI R Bull CBBC Dec 2017 T	200,000,000	2016/07/19	2017/12/28	50.00
62250	J P Morgan SP BV – HSI R Bear CBBC Oct 2016 G	200,000,000	2016/07/19	2016/10/28	50.00
62248	J P Morgan SP BV – HSI R Bear CBBC Dec 2016 N	200,000,000	2016/07/19	2016/12/29	50.00
62311	J P Morgan SP BV – HSI R Bear CBBC Dec 2016 O	200,000,000	2016/07/19	2016/12/29	50.00
62274	J P Morgan SP BV – HSI R Bear CBBC Jan 2017 C	200,000,000	2016/07/19	2017/01/26	50.00
62295	J P Morgan SP BV – HSI R Bear CBBC Jan 2017 D	200,000,000	2016/07/19	2017/01/26	50.00
62315	J P Morgan SP BV – Tencent R Bull CBBC Jul 2017 F	60,000,000	2016/07/19	2017/07/21	15.00
62317	J P Morgan SP BV – Tencent R Bear CBBC Apr 2017 D	60,000,000	2016/07/19	2017/04/21	17.40
62205	SG Issuer – HSI R Bull CBBC Oct 2017 A	200,000,000	2016/07/19	2017/10/30	50.00
61946	SG Issuer – HSI R Bull CBBC Oct 2017 Y	200,000,000	2016/07/19	2017/10/30	50.00
61947	SG Issuer – HSI R Bull CBBC Oct 2017 Z	200,000,000	2016/07/19	2017/10/30	50.00
61928	SG Issuer – HSI R Bear CBBC Oct 2016 I	200,000,000	2016/07/19	2016/10/28	50.00
62216	SG Issuer – HSI R Bear CBBC Oct 2016 S	200,000,000	2016/07/19	2016/10/28	50.00
61927	SG Issuer – HSI R Bear CBBC Nov 2016 S	200,000,000	2016/07/19	2016/11/29	50.00
62149	UBS AG – HSI R Bull CBBC Nov 2017 F	200,000,000	2016/07/19	2017/11/29	50.00
62190	UBS AG – HSI R Bull CBBC Nov 2017 G	200,000,000	2016/07/19	2017/11/29	50.00
62202	UBS AG – HSI R Bull CBBC Nov 2017 H	200,000,000	2016/07/19	2017/11/29	50.00
62172	UBS AG – HSI R Bull CBBC Dec 2017 K	200,000,000	2016/07/19	2017/12/28	50.00
62119	UBS AG – HSI R Bear CBBC Oct 2016 M	200,000,000	2016/07/19	2016/10/28	50.00
62120	UBS AG – HSI R Bear CBBC Oct 2016 N	200,000,000	2016/07/19	2016/10/28	50.00

MAIN BOARD CALLABLE BULL/BEAR CONTRACTS

Code	Callable Bull/Bear Contracts	No. of issue (units)	Listing date	Expiry	Amount raised (HK\$ mil.)
62134	UBS AG – HSI R Bear CBBC Oct 2016 O	200,000,000	2016/07/19	2016/10/28	50.00
62139	UBS AG – HSI R Bear CBBC Oct 2016 P	200,000,000	2016/07/19	2016/10/28	50.00
62140	UBS AG – HSI R Bear CBBC Oct 2016 Q	200,000,000	2016/07/19	2016/10/28	50.00
62383	BNP Paribas Arbit Issu B.V. – CSOP A50 ETF R Bull CBBC Jun17A	80,000,000	2016/07/20	2017/06/30	20.00
62384	BNP Paribas Arbit Issu B.V. – A50 Ch R Bull CBBC Jun 2017 A	80,000,000	2016/07/20	2017/06/30	20.00
62380	BNP Paribas Arbit Issu B.V. – HSI R Bull CBBC Sep 2017 L	250,000,000	2016/07/20	2017/09/28	62.50
62345	BNP Paribas Arbit Issu B.V. – HSI R Bear CBBC Feb 2017 I	250,000,000	2016/07/20	2017/02/27	62.50
62344	BNP Paribas Arbit Issu B.V. – HSI R Bear CBBC Mar 2017 W	250,000,000	2016/07/20	2017/03/30	62.50
62490	Credit Suisse AG – HSI R Bull CBBC Oct 2017 W	200,000,000	2016/07/20	2017/10/30	50.00
62492	Credit Suisse AG – HSI R Bull CBBC Oct 2017 X	200,000,000	2016/07/20	2017/10/30	50.00
62494	Credit Suisse AG – HSI R Bull CBBC Oct 2017 Y	200,000,000	2016/07/20	2017/10/30	50.00
62489	Credit Suisse AG – HSI R Bear CBBC Oct 2016 C	200,000,000	2016/07/20	2016/10/28	50.00
62482	Goldman Sachs SP (Asia) – HSI R Bull CBBC Dec 2017 B	200,000,000	2016/07/20	2017/12/28	50.40
62488	Goldman Sachs SP (Asia) – HSI R Bull CBBC Dec 2017 C	200,000,000	2016/07/20	2017/12/28	50.60
62338	Goldman Sachs SP (Asia) – HSI R Bear CBBC Nov 2016 G	200,000,000	2016/07/20	2016/11/29	50.20
62371	HK Bank – HSCEI R Bull CBBC Jun 2017 A	60,000,000	2016/07/20	2017/06/29	15.00
62347	HK Bank – HSI R Bull CBBC Jun 2017 E	150,000,000	2016/07/20	2017/06/29	37.50
62350	HK Bank – HSI R Bull CBBC Jul 2017 F	150,000,000	2016/07/20	2017/07/28	37.50
62537	J P Morgan SP BV – CSOP A50 ETF R Bull CBBC Aug 2017 A	100,000,000	2016/07/20	2017/08/18	25.00
62569	J P Morgan SP BV – A50 China R Bull CBBC Sep 2017 A	100,000,000	2016/07/20	2017/09/15	25.00
62503	J P Morgan SP BV – HSI R Bull CBBC Nov 2017 X	200,000,000	2016/07/20	2017/11/29	50.00
62515	J P Morgan SP BV – HSI R Bull CBBC Dec 2017 U	200,000,000	2016/07/20	2017/12/28	50.00
62535	J P Morgan SP BV – HSI R Bull CBBC Jan 2018 D	200,000,000	2016/07/20	2018/01/30	50.00
62502	J P Morgan SP BV – HSI R Bear CBBC Oct 2016 C	200,000,000	2016/07/20	2016/10/28	50.00
62372	Macquarie Bank Ltd. – HSI R Bull CBBC Mar 2017 J	40,000,000	2016/07/20	2017/03/30	10.00
62387	SG Issuer – HSI R Bull CBBC Nov 2017 C	200,000,000	2016/07/20	2017/11/29	50.00
62423	SG Issuer – HSI R Bull CBBC Nov 2017 D	200,000,000	2016/07/20	2017/11/29	50.00
62428	SG Issuer – HSI R Bull CBBC Nov 2017 E	200,000,000	2016/07/20	2017/11/29	50.00
62430	SG Issuer – HSI R Bear CBBC Oct 2016 V	200,000,000	2016/07/20	2016/10/28	50.00
62450	UBS AG – HSI R Bull CBBC Oct 2017 D	200,000,000	2016/07/20	2017/10/30	50.00
62451	UBS AG – HSI R Bull CBBC Oct 2017 E	200,000,000	2016/07/20	2017/10/30	50.00
62460	UBS AG – HSI R Bull CBBC Dec 2017 L	200,000,000	2016/07/20	2017/12/28	50.00
62437	UBS AG – HSI R Bear CBBC Oct 2016 R	200,000,000	2016/07/20	2016/10/28	50.00
62438	UBS AG – HSI R Bear CBBC Oct 2016 S	200,000,000	2016/07/20	2016/10/28	50.00
62439	UBS AG – HSI R Bear CBBC Oct 2016 T	200,000,000	2016/07/20	2016/10/28	50.00
62447	UBS AG – HSI R Bear CBBC Oct 2016 U	200,000,000	2016/07/20	2016/10/28	50.00
62710	BNP Paribas Arbit Issu B.V. – HSCEI R Bull CBBC Oct 2017 A	100,000,000	2016/07/21	2017/10/30	25.00
62892	BNP Paribas Arbit Issu B.V. – HSI R Bull CBBC Sep 2017 M	250,000,000	2016/07/21	2017/09/28	62.50
62885	BNP Paribas Arbit Issu B.V. – HSI R Bull CBBC Oct 2017 L	250,000,000	2016/07/21	2017/10/30	62.50
62691	BNP Paribas Arbit Issu B.V. – HSI R Bear CBBC Feb 2017 V	250,000,000	2016/07/21	2017/02/27	62.50
62709	BNP Paribas Arbit Issu B.V. – HSI R Bear CBBC Feb 2017 W	250,000,000	2016/07/21	2017/02/27	67.50
62682	BNP Paribas Arbit Issu B.V. – HSI R Bear CBBC Mar 2017 K	250,000,000	2016/07/21	2017/03/30	62.50
62684	BNP Paribas Arbit Issu B.V. – HSI R Bear CBBC Mar 2017 S	250,000,000	2016/07/21	2017/03/30	62.50
62778	Credit Suisse AG – HSCEI R Bull CBBC Sep 2017 A	100,000,000	2016/07/21	2017/09/28	25.00
62779	Credit Suisse AG – HSCEI R Bear CBBC Nov 2016 A	100,000,000	2016/07/21	2016/11/29	25.00

MAIN BOARD CALLABLE BULL/BEAR CONTRACTS

Code	Callable Bull/Bear Contracts	No. of issue (units)	Listing date	Expiry	Amount raised (HK\$ mil.)
62882	Credit Suisse AG – HSI R Bull CBBC Nov 2017 X	200,000,000	2016/07/21	2017/11/29	50.00
62939	Credit Suisse AG – HSI R Bull CBBC Nov 2017 Y	200,000,000	2016/07/21	2017/11/29	50.00
62953	Credit Suisse AG – HSI R Bull CBBC Nov 2017 Z	200,000,000	2016/07/21	2017/11/29	50.00
62780	Credit Suisse AG – HSI R Bear CBBC Nov 2016 Y	200,000,000	2016/07/21	2016/11/29	50.00
62833	Credit Suisse AG – HSI R Bear CBBC Nov 2016 Z	200,000,000	2016/07/21	2016/11/29	50.00
62834	Credit Suisse AG – HSI R Bear CBBC Jan 2017 A	200,000,000	2016/07/21	2017/01/26	50.00
62881	Credit Suisse AG – HSI R Bear CBBC Jan 2017 B	200,000,000	2016/07/21	2017/01/26	50.00
63054	Goldman Sachs SP (Asia) – HSI R Bull CBBC Dec 2017 D	200,000,000	2016/07/21	2017/12/28	50.40
63059	Goldman Sachs SP (Asia) – HSI R Bull CBBC Dec 2017 E	200,000,000	2016/07/21	2017/12/28	50.40
62677	Goldman Sachs SP (Asia) – HSI R Bear CBBC Oct 2016 T	200,000,000	2016/07/21	2016/10/28	50.20
62722	Haitong Int'l Sec – HSI R Bear CBBC Nov 2016 C	200,000,000	2016/07/21	2016/11/29	50.00
62750	Haitong Int'l Sec – HSI R Bear CBBC Nov 2016 D	200,000,000	2016/07/21	2016/11/29	50.00
62775	Haitong Int'l Sec – HSI R Bear CBBC Nov 2016 E	200,000,000	2016/07/21	2016/11/29	50.20
62777	Haitong Int'l Sec – HSI R Bear CBBC Nov 2016 F	200,000,000	2016/07/21	2016/11/29	50.40
63095	J P Morgan SP BV – China Life R Bull CBBC Aug 2017 A	50,000,000	2016/07/21	2017/08/18	12.50
62908	J P Morgan SP BV – HSI R Bull CBBC Nov 2017 Y	200,000,000	2016/07/21	2017/11/29	50.00
62919	J P Morgan SP BV – HSI R Bull CBBC Dec 2017 V	200,000,000	2016/07/21	2017/12/28	50.00
63169	J P Morgan SP BV – HSI R Bull CBBC Dec 2017 W	200,000,000	2016/07/21	2017/12/28	50.00
62926	J P Morgan SP BV – HSI R Bear CBBC Oct 2016 K	200,000,000	2016/07/21	2016/10/28	50.00
62920	J P Morgan SP BV – HSI R Bear CBBC Dec 2016 P	200,000,000	2016/07/21	2016/12/29	50.00
62921	J P Morgan SP BV – HSI R Bear CBBC Jan 2017 E	200,000,000	2016/07/21	2017/01/26	50.00
62937	J P Morgan SP BV – HSI R Bear CBBC Jan 2017 F	200,000,000	2016/07/21	2017/01/26	50.00
63168	J P Morgan SP BV – Ping An R Bull CBBC Aug 2017 C	100,000,000	2016/07/21	2017/08/18	25.00
63086	Macquarie Bank Ltd. – HSI R Bull CBBC Mar 2017 K	40,000,000	2016/07/21	2017/03/30	10.20
63093	Macquarie Bank Ltd. – HSI R Bull CBBC Mar 2017 L	40,000,000	2016/07/21	2017/03/30	10.00
62615	SG Issuer – HSI R Bull CBBC Oct 2017 B	200,000,000	2016/07/21	2017/10/30	50.00
62623	SG Issuer – HSI R Bull CBBC Oct 2017 C	200,000,000	2016/07/21	2017/10/30	50.00
63037	SG Issuer – HSI R Bull CBBC Oct 2017 D	200,000,000	2016/07/21	2017/10/30	50.00
63011	SG Issuer – HSI R Bull CBBC Nov 2017 F	200,000,000	2016/07/21	2017/11/29	50.00
62624	SG Issuer – HSI R Bear CBBC Nov 2016 T	200,000,000	2016/07/21	2016/11/29	50.00
62626	SG Issuer – HSI R Bear CBBC Nov 2016 U	400,000,000	2016/07/21	2016/11/29	100.00
62666	SG Issuer – HSI R Bear CBBC Nov 2016 V	200,000,000	2016/07/21	2016/11/29	50.00
62668	SG Issuer – HSI R Bear CBBC Nov 2016 W	400,000,000	2016/07/21	2016/11/29	100.00
62671	SG Issuer – HSI R Bear CBBC Nov 2016 X	400,000,000	2016/07/21	2016/11/29	100.00
63004	UBS AG – HSI R Bull CBBC Sep 2017 V	200,000,000	2016/07/21	2017/09/28	50.00
63007	UBS AG – HSI R Bull CBBC Sep 2017 W	200,000,000	2016/07/21	2017/09/28	50.00
63010	UBS AG – HSI R Bull CBBC Oct 2017 F	200,000,000	2016/07/21	2017/10/30	50.00
62989	UBS AG – HSI R Bull CBBC Nov 2017 D	200,000,000	2016/07/21	2017/11/29	50.00
62956	UBS AG – HSI R Bear CBBC Oct 2016 V	200,000,000	2016/07/21	2016/10/28	50.00
62954	UBS AG – HSI R Bear CBBC Oct 2016 X	200,000,000	2016/07/21	2016/10/28	50.00
62957	UBS AG – HSI R Bear CBBC Oct 2016 Y	200,000,000	2016/07/21	2016/10/28	50.00
62988	UBS AG – HSI R Bear CBBC Jan 2017 P	200,000,000	2016/07/21	2017/01/26	50.00
63800	BNP Paribas Arbit Issu B.V. – HSI R Bull CBBC Oct 2017 M	250,000,000	2016/07/22	2017/10/30	62.50
63264	BNP Paribas Arbit Issu B.V. – HSI R Bear CBBC Feb 2017 S	250,000,000	2016/07/22	2017/02/27	72.50
63210	BNP Paribas Arbit Issu B.V. – HSI R Bear CBBC Feb 2017 T	250,000,000	2016/07/22	2017/02/27	62.50

MAIN BOARD CALLABLE BULL/BEAR CONTRACTS

Code	Callable Bull/Bear Contracts	No. of issue (units)	Listing date	Expiry	Amount raised (HK\$ mil.)
63262	BNP Paribas Arbit Issu B.V. – HSI R Bear CBBC Feb 2017 Y	250,000,000	2016/07/22	2017/02/27	62.50
63234	BNP Paribas Arbit Issu B.V. – HSI R Bear CBBC Mar 2017 I	250,000,000	2016/07/22	2017/03/30	62.50
63259	BNP Paribas Arbit Issu B.V. – HSI R Bear CBBC Mar 2017 Q	250,000,000	2016/07/22	2017/03/30	62.50
63710	Credit Suisse AG – HSI R Bull CBBC Sep 2017 W	200,000,000	2016/07/22	2017/09/28	50.00
63717	Credit Suisse AG – HSI R Bull CBBC Sep 2017 X	200,000,000	2016/07/22	2017/09/28	50.00
63719	Credit Suisse AG – HSI R Bull CBBC Sep 2017 Y	200,000,000	2016/07/22	2017/09/28	50.00
63703	Credit Suisse AG – HSI R Bear CBBC Nov 2016 B	200,000,000	2016/07/22	2016/11/29	50.00
63701	Credit Suisse AG – HSI R Bear CBBC Dec 2016 H	200,000,000	2016/07/22	2016/12/29	50.00
63705	Credit Suisse AG – HSI R Bear CBBC Dec 2016 I	200,000,000	2016/07/22	2016/12/29	50.00
63708	Credit Suisse AG – HSI R Bear CBBC Dec 2016 J	200,000,000	2016/07/22	2016/12/29	50.00
63709	Credit Suisse AG – HSI R Bear CBBC Jan 2017 C	200,000,000	2016/07/22	2017/01/26	51.00
63831	Bank of East Asia – COVS R Bull CBBC Nov 2017 A	25,000,000	2016/07/22	2017/11/06	10.00
63847	Bank of East Asia – China Life R Bull CBBC Nov 2017 A	40,000,000	2016/07/22	2017/11/27	10.00
63826	Bank of East Asia – Tencent R Bull CBBC Dec 2017 A	40,000,000	2016/07/22	2017/12/07	10.00
63825	Bank of East Asia – Tencent R Bear CBBC Mar 2017 B	40,000,000	2016/07/22	2017/03/07	10.00
63432	Goldman Sachs SP (Asia) – HSI R Bull CBBC Nov 2017 Q	200,000,000	2016/07/22	2017/11/29	50.80
63433	Goldman Sachs SP (Asia) – HSI R Bull CBBC Nov 2017 R	200,000,000	2016/07/22	2017/11/29	51.20
63192	Goldman Sachs SP (Asia) – HSI R Bear CBBC Oct 2016 U	200,000,000	2016/07/22	2016/10/28	50.40
63203	Goldman Sachs SP (Asia) – HSI R Bear CBBC Oct 2016 V	200,000,000	2016/07/22	2016/10/28	50.60
63204	Goldman Sachs SP (Asia) – HSI R Bear CBBC Oct 2016 W	200,000,000	2016/07/22	2016/10/28	50.60
63418	HK Bank – China Mobile R Bull CBBC Sep 2017 A	50,000,000	2016/07/22	2017/09/29	12.50
63350	HK Bank – CNOOC R Bull CBBC Jul 2017 B	50,000,000	2016/07/22	2017/07/31	12.50
63408	HK Bank – Sinopec Corp R Bull CBBC Jul 2017 B	50,000,000	2016/07/22	2017/07/31	12.50
63415	HK Bank – HKEX R Bull CBBC Oct 2017 A	50,000,000	2016/07/22	2017/10/09	12.50
63391	HK Bank – HSCEI R Bull CBBC Jul 2017 D	60,000,000	2016/07/22	2017/07/28	15.00
63377	HK Bank – HSI R Bull CBBC Jun 2017 F	150,000,000	2016/07/22	2017/06/29	37.50
63333	HK Bank – HSI R Bull CBBC Jul 2017 G	150,000,000	2016/07/22	2017/07/28	37.50
63403	HK Bank – HSI R Bear CBBC Jan 2017 C	150,000,000	2016/07/22	2017/01/26	37.50
63365	HK Bank – Sands China R Bull CBBC Jul 2017 D	40,000,000	2016/07/22	2017/07/31	14.00
63417	HK Bank – Tencent R Bull CBBC Jul 2017 E	50,000,000	2016/07/22	2017/07/31	12.50
63787	J P Morgan SP BV – HSI R Bull CBBC Oct 2017 B	200,000,000	2016/07/22	2017/10/30	50.00
63824	J P Morgan SP BV – HSI R Bull CBBC Oct 2017 K	200,000,000	2016/07/22	2017/10/30	50.00
63722	J P Morgan SP BV – HSI R Bear CBBC Oct 2016 N	200,000,000	2016/07/22	2016/10/28	50.00
63724	J P Morgan SP BV – HSI R Bear CBBC Nov 2016 K	200,000,000	2016/07/22	2016/11/29	50.00
63734	J P Morgan SP BV – HSI R Bear CBBC Dec 2016 Q	200,000,000	2016/07/22	2016/12/29	50.00
63752	J P Morgan SP BV – HSI R Bear CBBC Jan 2017 G	200,000,000	2016/07/22	2017/01/26	50.00
63776	J P Morgan SP BV – HSI R Bear CBBC Feb 2017 C	200,000,000	2016/07/22	2017/02/27	50.00
63781	J P Morgan SP BV – HSI R Bear CBBC Feb 2017 D	200,000,000	2016/07/22	2017/02/27	50.00
63816	J P Morgan SP BV – Ping An R Bull CBBC Jun 2017 A	100,000,000	2016/07/22	2017/06/16	25.00
63807	J P Morgan SP BV – Tencent R Bull CBBC Sep 2017 A	60,000,000	2016/07/22	2017/09/15	15.00
63431	SG Issuer – HSI R Bull CBBC Oct 2017 E	200,000,000	2016/07/22	2017/10/30	50.00
63423	SG Issuer – HSI R Bull CBBC Nov 2017 G	200,000,000	2016/07/22	2017/11/29	50.00
63429	SG Issuer – HSI R Bull CBBC Nov 2017 L	200,000,000	2016/07/22	2017/11/29	50.00
63296	SG Issuer – HSI R Bear CBBC Oct 2016 T	200,000,000	2016/07/22	2016/10/28	50.00
63287	SG Issuer – HSI R Bear CBBC Nov 2016 Y	200,000,000	2016/07/22	2016/11/29	50.00

MAIN BOARD CALLABLE BULL/BEAR CONTRACTS

Code	Callable Bull/Bear Contracts	No. of issue (units)	Listing date	Expiry	Amount raised (HK\$ mil.)
63655	UBS AG – HSCEI R Bull CBBC Sep 2017 D	100,000,000	2016/07/22	2017/09/28	25.00
63689	UBS AG – HSCEI R Bear CBBC Jan 2017 A	100,000,000	2016/07/22	2017/01/26	25.00
63654	UBS AG – HSI R Bull CBBC Oct 2017 G	200,000,000	2016/07/22	2017/10/30	50.00
63604	UBS AG – HSI R Bull CBBC Nov 2017 I	200,000,000	2016/07/22	2017/11/29	50.00
63650	UBS AG – HSI R Bull CBBC Dec 2017 M	200,000,000	2016/07/22	2017/12/28	50.00
63454	UBS AG – HSI R Bear CBBC Oct 2016 C	200,000,000	2016/07/22	2016/10/28	50.00
63551	UBS AG – HSI R Bear CBBC Oct 2016 F	200,000,000	2016/07/22	2016/10/28	50.00
63564	UBS AG – HSI R Bear CBBC Oct 2016 G	200,000,000	2016/07/22	2016/10/28	50.00
63571	UBS AG – HSI R Bear CBBC Jan 2017 Q	200,000,000	2016/07/22	2017/01/26	50.00
63575	UBS AG – HSI R Bear CBBC Feb 2017 J	200,000,000	2016/07/22	2017/02/27	50.00
63581	UBS AG – HSI R Bear CBBC Feb 2017 K	200,000,000	2016/07/22	2017/02/27	50.00
63788	UBS AG – Tencent R Bull CBBC Jun 2017 D	50,000,000	2016/07/22	2017/06/19	12.50
63797	UBS AG – Tencent R Bear CBBC Apr 2017 A	50,000,000	2016/07/22	2017/04/03	12.50
63799	UBS AG – Tencent R Bear CBBC Apr 2017 B	50,000,000	2016/07/22	2017/04/10	12.50
64009	BNP Paribas Arbit Issu B.V. – HSI R Bull CBBC Sep 2017 N	250,000,000	2016/07/25	2017/09/28	62.50
64021	BNP Paribas Arbit Issu B.V. – HSI R Bull CBBC Oct 2017 N	250,000,000	2016/07/25	2017/10/30	62.50
63974	BNP Paribas Arbit Issu B.V. – HSI R Bear CBBC Feb 2017 Z	250,000,000	2016/07/25	2017/02/27	62.50
64027	Credit Suisse AG – HSI R Bull CBBC Dec 2017 D	200,000,000	2016/07/25	2017/12/28	50.00
64034	Credit Suisse AG – HSI R Bull CBBC Dec 2017 E	200,000,000	2016/07/25	2017/12/28	50.00
64035	Credit Suisse AG – HSI R Bull CBBC Dec 2017 F	200,000,000	2016/07/25	2017/12/28	50.00
64001	Credit Suisse AG – HSI R Bear CBBC Dec 2016 K	200,000,000	2016/07/25	2016/12/29	50.00
64189	Goldman Sachs SP (Asia) – HSI R Bull CBBC Nov 2017 S	200,000,000	2016/07/25	2017/11/29	51.20
64192	Goldman Sachs SP (Asia) – HSI R Bull CBBC Nov 2017 T	200,000,000	2016/07/25	2017/11/29	51.60
63977	Goldman Sachs SP (Asia) – HSI R Bear CBBC Oct 2016 O	200,000,000	2016/07/25	2016/10/28	50.80
64186	Goldman Sachs SP (Asia) – HSI R Bear CBBC Dec 2016 A	200,000,000	2016/07/25	2016/12/29	50.20
64187	Goldman Sachs SP (Asia) – HSI R Bear CBBC Dec 2016 B	200,000,000	2016/07/25	2016/12/29	50.20
63916	HK Bank – CC Bank R Bear CBBC Apr 2017 B	40,000,000	2016/07/25	2017/04/28	10.00
63920	HK Bank – China Life R Bull CBBC Jul 2017 C	50,000,000	2016/07/25	2017/07/31	12.50
63913	HK Bank – Galaxy Ent R Bull CBBC Jun 2017 D	40,000,000	2016/07/25	2017/06/30	10.00
63938	HK Bank – HKEX R Bear CBBC Jan 2017 E	40,000,000	2016/07/25	2017/01/27	10.00
63919	HK Bank – HKEX R Bear CBBC Apr 2017 A	40,000,000	2016/07/25	2017/04/10	10.00
63936	HK Bank – HSI R Bear CBBC Mar 2017 K	150,000,000	2016/07/25	2017/03/30	37.50
63940	HK Bank – HSI R Bear CBBC Apr 2017 D	150,000,000	2016/07/25	2017/04/27	37.50
63939	HK Bank – HSI R Bear CBBC Aug 2017 A	200,000,000	2016/07/25	2017/08/30	50.00
63910	HK Bank – Tencent R Bear CBBC Jun 2017 A	40,000,000	2016/07/25	2017/06/30	10.00
63901	HK Bank – Tencent R Bear CBBC Jul 2017 A	40,000,000	2016/07/25	2017/07/31	14.00
63848	Haitong Int'l Sec – HSI R Bull CBBC Oct 2017 N	200,000,000	2016/07/25	2017/10/30	50.40
63865	Haitong Int'l Sec – HSI R Bull CBBC Oct 2017 O	200,000,000	2016/07/25	2017/10/30	50.40
63869	Haitong Int'l Sec – HSI R Bear CBBC Dec 2016 E	200,000,000	2016/07/25	2016/12/29	50.20
63873	Haitong Int'l Sec – HSI R Bear CBBC Dec 2016 F	200,000,000	2016/07/25	2016/12/29	50.20
63878	Haitong Int'l Sec – HSI R Bear CBBC Dec 2016 G	200,000,000	2016/07/25	2016/12/29	50.40
63880	Haitong Int'l Sec – HSI R Bear CBBC Feb 2017 A	200,000,000	2016/07/25	2017/02/27	50.40
63894	Haitong Int'l Sec – HSI R Bear CBBC Feb 2017 B	200,000,000	2016/07/25	2017/02/27	50.20
64111	J P Morgan SP BV – China Mobile R Bull CBBC Oct 2017 B	100,000,000	2016/07/25	2017/10/20	25.00
64091	J P Morgan SP BV – HKEX R Bull CBBC Oct 2017 C	40,000,000	2016/07/25	2017/10/20	11.60

MAIN BOARD CALLABLE BULL/BEAR CONTRACTS

Code	Callable Bull/Bear Contracts	No. of issue (units)	Listing date	Expiry	Amount raised (HK\$ mil.)
64157	J P Morgan SP BV – HSI R Bull CBBC Nov 2017 Z	200,000,000	2016/07/25	2017/11/29	50.00
64178	J P Morgan SP BV – HSI R Bull CBBC Dec 2017 X	200,000,000	2016/07/25	2017/12/28	50.00
64180	J P Morgan SP BV – HSI R Bull CBBC Jan 2018 E	200,000,000	2016/07/25	2018/01/30	50.00
64036	J P Morgan SP BV – HSI R Bear CBBC Nov 2016 L	200,000,000	2016/07/25	2016/11/29	50.00
64181	J P Morgan SP BV – HSI R Bear CBBC Feb 2017 E	200,000,000	2016/07/25	2017/02/27	50.00
64182	J P Morgan SP BV – HSI R Bear CBBC Feb 2017 F	200,000,000	2016/07/25	2017/02/27	50.00
64102	J P Morgan SP BV – Lenovo R Bull CBBC Sep 2017 A	100,000,000	2016/07/25	2017/09/15	25.00
63973	Macquarie Bank Ltd. – HSI R Bull CBBC Mar 2017 M	40,000,000	2016/07/25	2017/03/30	10.00
63979	SG Issuer – HSI R Bull CBBC Oct 2017 G	200,000,000	2016/07/25	2017/10/30	50.00
63978	SG Issuer – HSI R Bull CBBC Nov 2017 H	200,000,000	2016/07/25	2017/11/29	50.00
63985	SG Issuer – HSI R Bull CBBC Nov 2017 J	200,000,000	2016/07/25	2017/11/29	50.00
63988	SG Issuer – HSI R Bear CBBC Nov 2016 Z	200,000,000	2016/07/25	2016/11/29	50.00
64038	UBS AG – HSBC R Bull CBBC Jul 2017 A	50,000,000	2016/07/25	2017/07/10	12.50
64079	UBS AG – HSI R Bull CBBC Oct 2017 A	200,000,000	2016/07/25	2017/10/30	50.00
64082	UBS AG – HSI R Bull CBBC Nov 2017 E	200,000,000	2016/07/25	2017/11/29	50.00
64075	UBS AG – HSI R Bull CBBC Dec 2017 N	200,000,000	2016/07/25	2017/12/28	50.00
64066	UBS AG – HSI R Bear CBBC Oct 2016 E	200,000,000	2016/07/25	2016/10/28	50.00
64043	UBS AG – HSI R Bear CBBC Oct 2016 W	200,000,000	2016/07/25	2016/10/28	50.00
64057	UBS AG – HSI R Bear CBBC Oct 2016 Z	200,000,000	2016/07/25	2016/10/28	50.00
64040	UBS AG – Ping An R Bull CBBC Aug 2017 A	50,000,000	2016/07/25	2017/08/14	12.50
64287	Credit Suisse AG – HSI R Bull CBBC Aug 2017 B	200,000,000	2016/07/26	2017/08/30	50.00
64288	Credit Suisse AG – HSI R Bull CBBC Nov 2017 A	200,000,000	2016/07/26	2017/11/29	50.00
64292	Credit Suisse AG – HSI R Bear CBBC Oct 2016 E	200,000,000	2016/07/26	2016/10/28	50.00
64290	Credit Suisse AG – HSI R Bear CBBC Nov 2016 C	200,000,000	2016/07/26	2016/11/29	50.00
64356	Goldman Sachs SP (Asia) – HSI R Bull CBBC Nov 2017 U	200,000,000	2016/07/26	2017/11/29	50.20
64345	Goldman Sachs SP (Asia) – HSI R Bear CBBC Oct 2016 P	200,000,000	2016/07/26	2016/10/28	50.20
64360	Goldman Sachs SP (Asia) – HSI R Bear CBBC Jan 2017 A	200,000,000	2016/07/26	2017/01/26	50.80
64361	Goldman Sachs SP (Asia) – HSI R Bear CBBC Jan 2017 B	200,000,000	2016/07/26	2017/01/26	50.40
64249	HK Bank – AIA R Bull CBBC Jun 2017 D	40,000,000	2016/07/26	2017/06/19	16.00
64239	HK Bank – HSI R Bear CBBC May 2017 A	150,000,000	2016/07/26	2017/05/29	37.50
64243	HK Bank – ICBC R Bull CBBC Sep 2017 A	50,000,000	2016/07/26	2017/09/29	12.50
64236	HK Bank – Lenovo R Bull CBBC Sep 2017 A	40,000,000	2016/07/26	2017/09/29	10.00
64317	J P Morgan SP BV – HSBC R Bull CBBC Sep 2017 C	100,000,000	2016/07/26	2017/09/15	25.00
64324	J P Morgan SP BV – HSI R Bull CBBC Nov 2017 D	200,000,000	2016/07/26	2017/11/29	50.00
64297	J P Morgan SP BV – HSI R Bull CBBC Jan 2018 F	200,000,000	2016/07/26	2018/01/30	50.00
64321	J P Morgan SP BV – HSI R Bear CBBC Dec 2016 R	200,000,000	2016/07/26	2016/12/29	50.00
64322	J P Morgan SP BV – HSI R Bear CBBC Jan 2017 H	200,000,000	2016/07/26	2017/01/26	50.00
64266	SG Issuer – CKH R Bull CBBC Dec 2017 C	100,000,000	2016/07/26	2017/12/28	25.00
64259	SG Issuer – China Life R Bull CBBC Oct 2017 B	50,000,000	2016/07/26	2017/10/30	12.50
64260	SG Issuer – China Life R Bull CBBC Oct 2017 C	50,000,000	2016/07/26	2017/10/30	12.50
64276	SG Issuer – HKEX R Bull CBBC Sep 2017 H	100,000,000	2016/07/26	2017/09/28	25.00
64280	SG Issuer – HSBC R Bull CBBC Jun 2018 B	100,000,000	2016/07/26	2018/06/28	25.00
64193	SG Issuer – HSI R Bull CBBC Nov 2017 K	200,000,000	2016/07/26	2017/11/29	50.00
64194	SG Issuer – HSI R Bear CBBC Nov 2016 A	200,000,000	2016/07/26	2016/11/29	50.00
64195	SG Issuer – HSI R Bear CBBC Nov 2016 C	200,000,000	2016/07/26	2016/11/29	50.00

MAIN BOARD CALLABLE BULL/BEAR CONTRACTS

Code	Callable Bull/Bear Contracts	No. of issue (units)	Listing date	Expiry	Amount raised (HK\$ mil.)
64208	SG Issuer – HSI R Bear CBBC Nov 2016 F	200,000,000	2016/07/26	2016/11/29	50.00
64219	SG Issuer – HSI R Bear CBBC Nov 2016 G	200,000,000	2016/07/26	2016/11/29	50.00
64222	SG Issuer – HSI R Bear CBBC Nov 2016 H	200,000,000	2016/07/26	2016/11/29	50.00
64223	SG Issuer – HSI R Bear CBBC Nov 2016 I	200,000,000	2016/07/26	2016/11/29	50.00
64224	SG Issuer – HSI R Bear CBBC Nov 2016 J	200,000,000	2016/07/26	2016/11/29	50.00
64228	SG Issuer – HSI R Bear CBBC Nov 2016 K	400,000,000	2016/07/26	2016/11/29	100.00
64227	SG Issuer – HSI R Bear CBBC Dec 2016 A	400,000,000	2016/07/26	2016/12/29	100.00
64281	SG Issuer – Lenovo R Bull CBBC Dec 2017 B	40,000,000	2016/07/26	2017/12/28	10.00
64282	SG Issuer – Ping An R Bull CBBC Sep 2017 D	100,000,000	2016/07/26	2017/09/28	25.00
64285	SG Issuer – Tencent R Bull CBBC Aug 2017 G	100,000,000	2016/07/26	2017/08/30	25.00
64328	UBS AG – HSI R Bull CBBC Sep 2017 X	200,000,000	2016/07/26	2017/09/28	50.00
64327	UBS AG – HSI R Bull CBBC Nov 2017 J	200,000,000	2016/07/26	2017/11/29	50.00
64343	UBS AG – HSI R Bear CBBC Oct 2016 D	200,000,000	2016/07/26	2016/10/28	50.00
64329	UBS AG – HSI R Bear CBBC Oct 2016 H	200,000,000	2016/07/26	2016/10/28	50.00
64340	UBS AG – HSI R Bear CBBC Feb 2017 L	200,000,000	2016/07/26	2017/02/27	50.00
64452	BNP Paribas Arbit Issu B.V. – HSI R Bear CBBC Jan 2017 A	250,000,000	2016/07/27	2017/01/26	62.50
64400	Credit Suisse AG – HSI R Bull CBBC Aug 2017 C	200,000,000	2016/07/27	2017/08/30	50.00
64397	Credit Suisse AG – HSI R Bull CBBC Nov 2017 B	200,000,000	2016/07/27	2017/11/29	50.00
64394	Credit Suisse AG – HSI R Bear CBBC Oct 2016 F	200,000,000	2016/07/27	2016/10/28	50.00
64395	Credit Suisse AG – HSI R Bear CBBC Jan 2017 D	200,000,000	2016/07/27	2017/01/26	50.00
64454	Goldman Sachs SP (Asia) – HSI R Bull CBBC Nov 2017 V	200,000,000	2016/07/27	2017/11/29	50.40
64455	Goldman Sachs SP (Asia) – HSI R Bull CBBC Nov 2017 W	200,000,000	2016/07/27	2017/11/29	50.40
64457	Goldman Sachs SP (Asia) – HSI R Bear CBBC Nov 2016 H	200,000,000	2016/07/27	2016/11/29	50.60
64458	Goldman Sachs SP (Asia) – HSI R Bear CBBC Dec 2016 C	200,000,000	2016/07/27	2016/12/29	50.80
64362	HK Bank – BOCL R Bull CBBC Jul 2017 B	50,000,000	2016/07/27	2017/07/31	12.50
64364	HK Bank – HKEX R Bull CBBC Oct 2017 B	50,000,000	2016/07/27	2017/10/09	12.50
64369	HK Bank – HSI R Bull CBBC Aug 2017 E	150,000,000	2016/07/27	2017/08/30	37.50
64379	HK Bank – Tencent R Bull CBBC Aug 2017 C	50,000,000	2016/07/27	2017/08/24	12.50
64463	J P Morgan SP BV – AIA R Bull CBBC Sep 2017 B	100,000,000	2016/07/27	2017/09/15	25.00
64459	J P Morgan SP BV – HSBC R Bull CBBC Sep 2017 D	100,000,000	2016/07/27	2017/09/15	25.00
64471	J P Morgan SP BV – HSI R Bull CBBC Nov 2017 E	200,000,000	2016/07/27	2017/11/29	50.00
64472	J P Morgan SP BV – HSI R Bull CBBC Dec 2017 Y	200,000,000	2016/07/27	2017/12/28	50.00
64451	J P Morgan SP BV – HSI R Bear CBBC Oct 2016 P	200,000,000	2016/07/27	2016/10/28	50.00
64464	J P Morgan SP BV – HSI R Bear CBBC Jan 2017 I	200,000,000	2016/07/27	2017/01/26	50.00
64465	J P Morgan SP BV – HSI R Bear CBBC Feb 2017 G	200,000,000	2016/07/27	2017/02/27	50.00
64468	J P Morgan SP BV – HSI R Bear CBBC Feb 2017 H	200,000,000	2016/07/27	2017/02/27	50.00
64380	Macquarie Bank Ltd. – HSI R Bear CBBC Mar 2017 E	40,000,000	2016/07/27	2017/03/30	10.00
64381	Macquarie Bank Ltd. – HSI R Bear CBBC Mar 2017 F	40,000,000	2016/07/27	2017/03/30	10.20
64383	Macquarie Bank Ltd. – HSI R Bear CBBC Mar 2017 G	40,000,000	2016/07/27	2017/03/30	10.40
64384	SG Issuer – HSI R Bull CBBC Nov 2017 T	200,000,000	2016/07/27	2017/11/29	50.00
64388	SG Issuer – HSI R Bull CBBC Nov 2017 V	200,000,000	2016/07/27	2017/11/29	50.00
64392	SG Issuer – HSI R Bear CBBC Oct 2016 D	200,000,000	2016/07/27	2016/10/28	50.00
64389	SG Issuer – HSI R Bear CBBC Oct 2016 U	200,000,000	2016/07/27	2016/10/28	50.00
64390	SG Issuer – HSI R Bear CBBC Oct 2016 W	200,000,000	2016/07/27	2016/10/28	50.00
64393	SG Issuer – HSI R Bear CBBC Oct 2016 X	200,000,000	2016/07/27	2016/10/28	50.00

MAIN BOARD CALLABLE BULL/BEAR CONTRACTS

Code	Callable Bull/Bear Contracts	No. of issue (units)	Listing date	Expiry	Amount raised (HK\$ mil.)
64484	UBS AG – HSI R Bull CBBC Oct 2017 H	200,000,000	2016/07/27	2017/10/30	50.00
64475	UBS AG – HSI R Bear CBBC Oct 2016 I	200,000,000	2016/07/27	2016/10/28	50.00
64481	UBS AG – HSI R Bear CBBC Jan 2017 R	200,000,000	2016/07/27	2017/01/26	50.00
64483	UBS AG – HSI R Bear CBBC Feb 2017 M	200,000,000	2016/07/27	2017/02/27	50.00
64634	BNP Paribas Arbit Issu B.V. – Ch Mob R Bull CBBC Jun 2017 B	50,000,000	2016/07/28	2017/06/30	12.50
64630	BNP Paribas Arbit Issu B.V. – HKEX R Bull CBBC Jun 2017 B	40,000,000	2016/07/28	2017/06/30	10.00
64624	BNP Paribas Arbit Issu B.V. – HSCEI R Bear CBBC Mar 2017 E	100,000,000	2016/07/28	2017/03/30	25.00
64545	BNP Paribas Arbit Issu B.V. – HSI R Bull CBBC Sep 2017 O	250,000,000	2016/07/28	2017/09/28	62.50
64548	BNP Paribas Arbit Issu B.V. – HSI R Bull CBBC Oct 2017 O	250,000,000	2016/07/28	2017/10/30	62.50
64537	BNP Paribas Arbit Issu B.V. – HSI R Bear CBBC Feb 2017 A	250,000,000	2016/07/28	2017/02/27	62.50
64620	BNP Paribas Arbit Issu B.V. – HSI R Bear CBBC Feb 2017 R	250,000,000	2016/07/28	2017/02/27	80.00
64616	BNP Paribas Arbit Issu B.V. – HSI R Bear CBBC Mar 2017 A	250,000,000	2016/07/28	2017/03/30	67.50
64592	BNP Paribas Arbit Issu B.V. – HSI R Bear CBBC Mar 2017 R	250,000,000	2016/07/28	2017/03/30	62.50
64605	BNP Paribas Arbit Issu B.V. – HSI R Bear CBBC Mar 2017 X	250,000,000	2016/07/28	2017/03/30	62.50
64606	BNP Paribas Arbit Issu B.V. – HSI R Bear CBBC Mar 2017 Y	250,000,000	2016/07/28	2017/03/30	62.50
64613	BNP Paribas Arbit Issu B.V. – HSI R Bear CBBC Mar 2017 Z	250,000,000	2016/07/28	2017/03/30	62.50
64633	BNP Paribas Arbit Issu B.V. – Tencent R Bull CBBC Jun 2017 A	50,000,000	2016/07/28	2017/06/30	12.50
64769	Credit Suisse AG – HSI R Bull CBBC Nov 2017 C	200,000,000	2016/07/28	2017/11/29	50.00
64733	Credit Suisse AG – HSI R Bear CBBC Oct 2016 G	200,000,000	2016/07/28	2016/10/28	50.00
64759	Credit Suisse AG – HSI R Bear CBBC Oct 2016 T	200,000,000	2016/07/28	2016/10/28	50.00
64737	Credit Suisse AG – HSI R Bear CBBC Nov 2016 D	200,000,000	2016/07/28	2016/11/29	50.00
64723	Credit Suisse AG – HSI R Bear CBBC Dec 2016 L	200,000,000	2016/07/28	2016/12/29	50.00
64728	Credit Suisse AG – HSI R Bear CBBC Dec 2016 M	200,000,000	2016/07/28	2016/12/29	50.00
64704	Credit Suisse AG – HSI R Bear CBBC Feb 2017 A	200,000,000	2016/07/28	2017/02/27	56.00
64692	Goldman Sachs SP (Asia) – HSI R Bull CBBC Nov 2017 X	200,000,000	2016/07/28	2017/11/29	50.60
64536	Goldman Sachs SP (Asia) – HSI R Bear CBBC Nov 2016 I	200,000,000	2016/07/28	2016/11/29	51.20
64686	Goldman Sachs SP (Asia) – HSI R Bear CBBC Dec 2016 D	200,000,000	2016/07/28	2016/12/29	122.80
64688	Goldman Sachs SP (Asia) – HSI R Bear CBBC Dec 2016 E	200,000,000	2016/07/28	2016/12/29	132.20
64690	Goldman Sachs SP (Asia) – HSI R Bear CBBC Dec 2016 F	200,000,000	2016/07/28	2016/12/29	147.00
64487	Haitong Int'l Sec – HSI R Bull CBBC Oct 2017 P	200,000,000	2016/07/28	2017/10/30	50.60
64490	Haitong Int'l Sec – HSI R Bull CBBC Oct 2017 Q	200,000,000	2016/07/28	2017/10/30	50.80
64505	Haitong Int'l Sec – HSI R Bear CBBC Nov 2016 G	200,000,000	2016/07/28	2016/11/29	51.00
64513	Haitong Int'l Sec – HSI R Bear CBBC Nov 2016 H	200,000,000	2016/07/28	2016/11/29	50.00
64527	Haitong Int'l Sec – HSI R Bear CBBC Nov 2016 I	200,000,000	2016/07/28	2016/11/29	50.20
64534	Haitong Int'l Sec – HSI R Bear CBBC Nov 2016 J	200,000,000	2016/07/28	2016/11/29	50.20
64535	Haitong Int'l Sec – HSI R Bear CBBC Dec 2016 H	200,000,000	2016/07/28	2016/12/29	50.40
64810	J P Morgan SP BV – CUni R Bull CBBC Jul 2017 A	60,000,000	2016/07/28	2017/07/21	15.00
64828	J P Morgan SP BV – HKEX R Bull CBBC Sep 2017 F	40,000,000	2016/07/28	2017/09/15	10.00
64807	J P Morgan SP BV – HSI R Bull CBBC Oct 2017 L	200,000,000	2016/07/28	2017/10/30	50.00
64805	J P Morgan SP BV – HSI R Bear CBBC Oct 2016 O	200,000,000	2016/07/28	2016/10/28	50.00
64806	J P Morgan SP BV – HSI R Bear CBBC Feb 2017 I	200,000,000	2016/07/28	2017/02/27	50.00
64812	J P Morgan SP BV – Lenovo R Bull CBBC Oct 2017 A	100,000,000	2016/07/28	2017/10/20	25.00
64811	J P Morgan SP BV – Tencent R Bull CBBC Jul 2017 G	40,000,000	2016/07/28	2017/07/21	10.00
64538	Macquarie Bank Ltd. – HSI R Bull CBBC Mar 2017 N	40,000,000	2016/07/28	2017/03/30	10.00
64544	Macquarie Bank Ltd. – HSI R Bear CBBC Mar 2017 H	40,000,000	2016/07/28	2017/03/30	10.00

MAIN BOARD CALLABLE BULL/BEAR CONTRACTS

Code	Callable Bull/Bear Contracts	No. of issue (units)	Listing date	Expiry	Amount raised (HK\$ mil.)
64655	SG Issuer – HSI R Bull CBBC Oct 2017 F	200,000,000	2016/07/28	2017/10/30	50.00
64658	SG Issuer – HSI R Bear CBBC Oct 2016 A	200,000,000	2016/07/28	2016/10/28	50.00
64679	SG Issuer – HSI R Bear CBBC Oct 2016 H	200,000,000	2016/07/28	2016/10/28	50.00
64683	SG Issuer – HSI R Bear CBBC Oct 2016 P	200,000,000	2016/07/28	2016/10/28	50.00
64667	SG Issuer – HSI R Bear CBBC Nov 2016 L	200,000,000	2016/07/28	2016/11/29	50.00
64684	SG Issuer – HSI R Bear CBBC Nov 2016 M	200,000,000	2016/07/28	2016/11/29	50.00
64672	SG Issuer – HSI R Bear CBBC Nov 2016 N	200,000,000	2016/07/28	2016/11/29	50.00
64685	SG Issuer – HSI R Bear CBBC Dec 2016 B	400,000,000	2016/07/28	2016/12/29	100.00
64796	UBS AG – HSI R Bull CBBC Sep 2017 A	200,000,000	2016/07/28	2017/09/28	50.00
64791	UBS AG – HSI R Bull CBBC Oct 2017 I	200,000,000	2016/07/28	2017/10/30	50.00
64773	UBS AG – HSI R Bear CBBC Oct 2016 J	200,000,000	2016/07/28	2016/10/28	50.00
64784	UBS AG – HSI R Bear CBBC Dec 2016 A	200,000,000	2016/07/28	2016/12/29	50.00
64841	Credit Suisse AG – HSI R Bull CBBC Sep 2017 Z	200,000,000	2016/07/29	2017/09/28	50.00
64843	Credit Suisse AG – HSI R Bear CBBC Nov 2016 E	200,000,000	2016/07/29	2016/11/29	50.00
64838	Goldman Sachs SP (Asia) – HSI R Bear CBBC Nov 2016 J	200,000,000	2016/07/29	2016/11/29	50.20
64911	Goldman Sachs SP (Asia) – HSI R Bear CBBC Dec 2016 G	200,000,000	2016/07/29	2016/12/29	50.00
64916	Goldman Sachs SP (Asia) – HSI R Bear CBBC Jan 2017 C	200,000,000	2016/07/29	2017/01/26	50.00
64921	Goldman Sachs SP (Asia) – HSI R Bear CBBC Jan 2017 D	200,000,000	2016/07/29	2017/01/26	50.00
64923	J P Morgan SP BV – China Mobile R Bull CBBC Nov 2017 B	100,000,000	2016/07/29	2017/11/17	25.00
64961	J P Morgan SP BV – HSI R Bull CBBC Dec 2017 G	200,000,000	2016/07/29	2017/12/28	50.00
64931	J P Morgan SP BV – HSI R Bull CBBC Dec 2017 Z	200,000,000	2016/07/29	2017/12/28	50.00
64938	J P Morgan SP BV – HSI R Bear CBBC Nov 2016 M	200,000,000	2016/07/29	2016/11/29	50.00
64833	SG Issuer – HSI R Bull CBBC Oct 2017 H	200,000,000	2016/07/29	2017/10/30	50.00
64836	SG Issuer – HSI R Bear CBBC Oct 2016 Y	200,000,000	2016/07/29	2016/10/28	50.00
64834	SG Issuer – HSI R Bear CBBC Nov 2016 P	200,000,000	2016/07/29	2016/11/29	50.00
64853	UBS AG – HSI R Bull CBBC Nov 2017 K	200,000,000	2016/07/29	2017/11/29	50.00
64855	UBS AG – HSI R Bear CBBC Oct 2016 A	200,000,000	2016/07/29	2016/10/28	50.00
64856	UBS AG – HSI R Bear CBBC Oct 2016 K	200,000,000	2016/07/29	2016/10/28	50.00
64860	UBS AG – HSI R Bear CBBC Oct 2016 L	200,000,000	2016/07/29	2016/10/28	50.00
64865	UBS AG – HSI R Bear CBBC Oct 2016 M	200,000,000	2016/07/29	2016/10/28	50.00
64881	UBS AG – HSI R Bear CBBC Oct 2016 N	200,000,000	2016/07/29	2016/10/28	50.00
64883	UBS AG – HSI R Bear CBBC Dec 2016 B	200,000,000	2016/07/29	2016/12/29	50.00
64888	UBS AG – HSI R Bear CBBC Jan 2017 S	200,000,000	2016/07/29	2017/01/26	53.00
65026	Credit Suisse AG – HSI R Bull CBBC Nov 2017 D	200,000,000	2016/08/01	2017/11/29	50.00
65020	Credit Suisse AG – HSI R Bear CBBC Nov 2016 F	200,000,000	2016/08/01	2016/11/29	50.00
65153	Bank of East Asia – CKH R Bull CBBC Nov 2017 A	40,000,000	2016/08/01	2017/11/10	10.00
65146	Bank of East Asia – HKEX R Bull CBBC Dec 2017 B	40,000,000	2016/08/01	2017/12/04	10.00
65145	Bank of East Asia – Lenovo R Bull CBBC Oct 2017 A	40,000,000	2016/08/01	2017/10/30	10.00
65147	Bank of East Asia – Ping An R Bull CBBC Oct 2017 A	22,000,000	2016/08/01	2017/10/31	10.34
65080	Goldman Sachs SP (Asia) – HSI R Bear CBBC Dec 2016 H	200,000,000	2016/08/01	2016/12/29	50.00
65107	Goldman Sachs SP (Asia) – HSI R Bear CBBC Dec 2016 I	200,000,000	2016/08/01	2016/12/29	50.00
65111	Goldman Sachs SP (Asia) – HSI R Bear CBBC Dec 2016 J	200,000,000	2016/08/01	2016/12/29	50.00
64988	HK Bank – China Mobile R Bull CBBC Jun 2017 A	50,000,000	2016/08/01	2017/06/30	12.50
65008	HK Bank – China Mobile R Bear CBBC Mar 2017 A	40,000,000	2016/08/01	2017/03/31	10.00
65004	HK Bank – CUni R Bull CBBC Jun 2017 B	40,000,000	2016/08/01	2017/06/30	10.00

MAIN BOARD CALLABLE BULL/BEAR CONTRACTS

Code	Callable Bull/Bear Contracts	No. of issue (units)	Listing date	Expiry	Amount raised (HK\$ mil.)
65115	J P Morgan SP BV – HSI R Bull CBBC Dec 2017 H	200,000,000	2016/08/01	2017/12/28	50.00
65112	J P Morgan SP BV – HSI R Bear CBBC Dec 2016 S	200,000,000	2016/08/01	2016/12/29	50.00
65144	J P Morgan SP BV – Tencent R Bull CBBC Aug 2017 C	40,000,000	2016/08/01	2017/08/18	10.00
64969	SG Issuer – HSI R Bull CBBC Oct 2017 I	200,000,000	2016/08/01	2017/10/30	50.00
64972	SG Issuer – HSI R Bear CBBC Nov 2016 O	200,000,000	2016/08/01	2016/11/29	50.00
65011	SG Issuer – Tencent R Bear CBBC Feb 2017 C	100,000,000	2016/08/01	2017/02/27	25.00
65017	SG Issuer – Tencent R Bear CBBC Feb 2017 D	100,000,000	2016/08/01	2017/02/27	25.00
65045	UBS AG – HSI R Bull CBBC Dec 2017 O	200,000,000	2016/08/01	2017/12/28	50.00
65049	UBS AG – HSI R Bear CBBC Feb 2017 N	200,000,000	2016/08/01	2017/02/27	50.00
65302	BNP Paribas Arbit Issu B.V. – HSI R Bull CBBC Sep 2017 P	250,000,000	2016/08/02	2017/09/28	62.50
65204	BNP Paribas Arbit Issu B.V. – HSI R Bear CBBC Feb 2017 J	250,000,000	2016/08/02	2017/02/27	62.50
65322	BNP Paribas Arbit Issu B.V. – HSI R Bear CBBC Mar 2017 O	250,000,000	2016/08/02	2017/03/30	62.50
65410	Credit Suisse AG – HSI R Bull CBBC Nov 2017 E	200,000,000	2016/08/02	2017/11/29	50.00
65406	Credit Suisse AG – HSI R Bear CBBC Nov 2016 G	200,000,000	2016/08/02	2016/11/29	50.00
65401	Credit Suisse AG – HSI R Bear CBBC Jan 2017 E	200,000,000	2016/08/02	2017/01/26	50.00
65399	Credit Suisse AG – HSI R Bear CBBC Mar 2017 A	200,000,000	2016/08/02	2017/03/30	52.00
65400	Credit Suisse AG – HSI R Bear CBBC Mar 2017 B	200,000,000	2016/08/02	2017/03/30	50.00
65395	Credit Suisse AG – HSI R Bear CBBC Apr 2017 A	200,000,000	2016/08/02	2017/04/27	66.00
65339	Goldman Sachs SP (Asia) – HSI R Bull CBBC Dec 2017 F	200,000,000	2016/08/02	2017/12/28	50.00
65360	Goldman Sachs SP (Asia) – HSI R Bull CBBC Dec 2017 G	200,000,000	2016/08/02	2017/12/28	50.00
65182	Goldman Sachs SP (Asia) – HSI R Bear CBBC Nov 2016 K	200,000,000	2016/08/02	2016/11/29	50.00
65287	Goldman Sachs SP (Asia) – HSI R Bear CBBC Nov 2016 L	200,000,000	2016/08/02	2016/11/29	50.00
65290	Goldman Sachs SP (Asia) – HSI R Bear CBBC Feb 2017 A	200,000,000	2016/08/02	2017/02/27	50.00
65291	Goldman Sachs SP (Asia) – HSI R Bear CBBC Feb 2017 B	200,000,000	2016/08/02	2017/02/27	52.20
65275	HK Bank – HKEX R Bull CBBC Jun 2017 E	50,000,000	2016/08/02	2017/06/30	12.50
65273	HK Bank – HSI R Bull CBBC Sep 2017 B	150,000,000	2016/08/02	2017/09/28	37.50
65274	HK Bank – HSI R Bear CBBC Aug 2017 B	200,000,000	2016/08/02	2017/08/30	50.00
65271	HK Bank – Tencent R Bull CBBC Aug 2017 D	50,000,000	2016/08/02	2017/08/14	12.50
65266	HK Bank – Tencent R Bull CBBC Sep 2017 A	50,000,000	2016/08/02	2017/09/29	12.50
65154	Haitong Int'l Sec – HSI R Bull CBBC Dec 2017 D	200,000,000	2016/08/02	2017/12/28	50.60
65417	Haitong Int'l Sec – HSI R Bull CBBC Dec 2017 E	200,000,000	2016/08/02	2017/12/28	50.00
65155	Haitong Int'l Sec – HSI R Bear CBBC Dec 2016 I	200,000,000	2016/08/02	2016/12/29	50.00
65179	Haitong Int'l Sec – HSI R Bear CBBC Dec 2016 J	200,000,000	2016/08/02	2016/12/29	50.60
65421	Haitong Int'l Sec – HSI R Bear CBBC Feb 2017 C	200,000,000	2016/08/02	2017/02/27	50.20
65422	Haitong Int'l Sec – HSI R Bear CBBC Feb 2017 D	200,000,000	2016/08/02	2017/02/27	51.20
65451	J P Morgan SP BV – China Life R Bull CBBC Sep 2017 A	60,000,000	2016/08/02	2017/09/15	15.00
65424	J P Morgan SP BV – Galaxy Ent R Bull CBBC Oct 2017 A	100,000,000	2016/08/02	2017/10/20	25.00
65366	J P Morgan SP BV – HSI R Bull CBBC Nov 2017 C	200,000,000	2016/08/02	2017/11/29	50.00
65367	J P Morgan SP BV – HSI R Bull CBBC Dec 2017 O	200,000,000	2016/08/02	2017/12/28	50.00
65362	J P Morgan SP BV – HSI R Bear CBBC Nov 2016 N	200,000,000	2016/08/02	2016/11/29	50.00
65431	J P Morgan SP BV – Sands China R Bull CBBC Aug 2017 A	100,000,000	2016/08/02	2017/08/18	25.00
65295	Macquarie Bank Ltd. – HSI R Bull CBBC Mar 2017 O	40,000,000	2016/08/02	2017/03/30	10.00
65239	SG Issuer – HSI R Bear CBBC Nov 2016 B	200,000,000	2016/08/02	2016/11/29	50.00
65227	SG Issuer – HSI R Bear CBBC Nov 2016 Q	200,000,000	2016/08/02	2016/11/29	50.00
65249	SG Issuer – HSI R Bear CBBC Nov 2016 R	200,000,000	2016/08/02	2016/11/29	50.00

MAIN BOARD CALLABLE BULL/BEAR CONTRACTS

Code	Callable Bull/Bear Contracts	No. of issue (units)	Listing date	Expiry	Amount raised (HK\$ mil.)
65394	UBS AG – HSI R Bull CBBC Dec 2017 P	200,000,000	2016/08/02	2017/12/28	50.00
65369	UBS AG – HSI R Bear CBBC Dec 2016 C	200,000,000	2016/08/02	2016/12/29	50.00
65379	UBS AG – HSI R Bear CBBC Dec 2016 D	200,000,000	2016/08/02	2016/12/29	50.00
65370	UBS AG – HSI R Bear CBBC Jan 2017 T	200,000,000	2016/08/02	2017/01/26	50.00
65384	UBS AG – HSI R Bear CBBC Jan 2017 U	200,000,000	2016/08/02	2017/01/26	50.00
65386	UBS AG – HSI R Bear CBBC Jan 2017 V	200,000,000	2016/08/02	2017/01/26	50.00
65387	UBS AG – HSI R Bear CBBC Feb 2017 O	200,000,000	2016/08/02	2017/02/27	50.00
65389	UBS AG – Tencent R Bull CBBC Jun 2017 E	50,000,000	2016/08/02	2017/06/12	12.50
65393	UBS AG – Tencent R Bear CBBC Apr 2017 C	50,000,000	2016/08/02	2017/04/24	12.50
65557	BNP Paribas Arbit Issu B.V. – HSI R Bull CBBC Oct 2017 P	250,000,000	2016/08/03	2017/10/30	62.50
65554	Credit Suisse AG – HSI R Bull CBBC Aug 2017 D	200,000,000	2016/08/03	2017/08/30	50.00
65542	Credit Suisse AG – HSI R Bear CBBC Nov 2016 I	200,000,000	2016/08/03	2016/11/29	50.00
65552	Credit Suisse AG – HSI R Bear CBBC Nov 2016 J	200,000,000	2016/08/03	2016/11/29	50.00
65579	Goldman Sachs SP (Asia) – HSI R Bull CBBC Dec 2017 H	200,000,000	2016/08/03	2017/12/28	50.00
65580	Goldman Sachs SP (Asia) – HSI R Bull CBBC Dec 2017 I	200,000,000	2016/08/03	2017/12/28	50.00
65512	Goldman Sachs SP (Asia) – HSI R Bear CBBC Nov 2016 M	200,000,000	2016/08/03	2016/11/29	50.00
65484	HK Bank – Galaxy Ent R Bull CBBC Nov 2017 A	40,000,000	2016/08/03	2017/11/06	12.00
65485	HK Bank – HSCEI R Bull CBBC Aug 2017 B	60,000,000	2016/08/03	2017/08/30	15.00
65480	HK Bank – HSI R Bull CBBC Jul 2017 H	150,000,000	2016/08/03	2017/07/28	37.50
65474	HK Bank – HSI R Bear CBBC Sep 2017 A	150,000,000	2016/08/03	2017/09/28	37.50
65509	HK Bank – HSI R Bear CBBC Oct 2017 A	150,000,000	2016/08/03	2017/10/30	37.50
65469	HK Bank – HSI R Bear CBBC Nov 2017 A	150,000,000	2016/08/03	2017/11/29	37.50
65507	HK Bank – HSI R Bear CBBC Dec 2017 A	200,000,000	2016/08/03	2017/12/28	50.00
65501	HK Bank – Sands China R Bull CBBC Aug 2017 A	40,000,000	2016/08/03	2017/08/31	12.00
65591	J P Morgan SP BV – CUni R Bull CBBC Aug 2017 A	60,000,000	2016/08/03	2017/08/18	15.00
65578	J P Morgan SP BV – HSI R Bull CBBC Oct 2017 M	200,000,000	2016/08/03	2017/10/30	50.00
65541	J P Morgan SP BV – HSI R Bull CBBC Nov 2017 F	200,000,000	2016/08/03	2017/11/29	50.00
65534	J P Morgan SP BV – HSI R Bear CBBC Dec 2016 T	200,000,000	2016/08/03	2016/12/29	50.00
65539	J P Morgan SP BV – HSI R Bear CBBC Feb 2017 J	200,000,000	2016/08/03	2017/02/27	50.00
65592	J P Morgan SP BV – Ping An R Bull CBBC Sep 2017 B	100,000,000	2016/08/03	2017/09/15	25.00
65584	J P Morgan SP BV – Tencent R Bear CBBC Mar 2017 C	40,000,000	2016/08/03	2017/03/17	10.00
65510	SG Issuer – HSI R Bull CBBC Oct 2017 J	200,000,000	2016/08/03	2017/10/30	50.00
65511	SG Issuer – HSI R Bull CBBC Oct 2017 K	200,000,000	2016/08/03	2017/10/30	50.00
65522	SG Issuer – HSI R Bear CBBC Nov 2016 D	200,000,000	2016/08/03	2016/11/29	50.00
65515	SG Issuer – HSI R Bear CBBC Nov 2016 S	200,000,000	2016/08/03	2016/11/29	50.00
65567	UBS AG – HSCEI R Bear CBBC Feb 2017 A	100,000,000	2016/08/03	2017/02/27	25.00
65576	UBS AG – HSI R Bull CBBC Nov 2017 A	200,000,000	2016/08/03	2017/11/29	50.00
65561	UBS AG – HSI R Bear CBBC Dec 2016 E	200,000,000	2016/08/03	2016/12/29	50.00
65565	UBS AG – HSI R Bear CBBC Dec 2016 F	200,000,000	2016/08/03	2016/12/29	50.00
65658	Credit Suisse AG – HSI R Bull CBBC Sep 2017 A	200,000,000	2016/08/04	2017/09/28	50.00
65668	Credit Suisse AG – HSI R Bear CBBC Dec 2016 N	200,000,000	2016/08/04	2016/12/29	50.00
65673	Goldman Sachs SP (Asia) – HSI R Bear CBBC Nov 2016 N	200,000,000	2016/08/04	2016/11/29	50.00
65614	HK Bank – CAM CSI300 R Bull CBBC Sep 2017 A	60,000,000	2016/08/04	2017/09/29	15.00
65616	HK Bank – CAM CSI300 R Bull CBBC Oct 2017 A	80,000,000	2016/08/04	2017/10/31	20.00
65613	HK Bank – China Res Land R Bull CBBC Jul 2017 B	40,000,000	2016/08/04	2017/07/31	16.00

MAIN BOARD CALLABLE BULL/BEAR CONTRACTS

Code	Callable Bull/Bear Contracts	No. of issue (units)	Listing date	Expiry	Amount raised (HK\$ mil.)
65608	HK Bank – HSI R Bull CBBC Sep 2017 C	150,000,000	2016/08/04	2017/09/28	37.50
65607	HK Bank – HSI R Bull CBBC Oct 2017 A	150,000,000	2016/08/04	2017/10/30	37.50
65677	J P Morgan SP BV – HSI R Bear CBBC Nov 2016 O	200,000,000	2016/08/04	2016/11/29	50.00
65690	J P Morgan SP BV – HSI R Bear CBBC Feb 2017 K	200,000,000	2016/08/04	2017/02/27	50.00
65601	SG Issuer – HSI R Bull CBBC Oct 2017 L	200,000,000	2016/08/04	2017/10/30	50.00
65596	SG Issuer – HSI R Bull CBBC Dec 2017 A	200,000,000	2016/08/04	2017/12/28	50.00
65597	SG Issuer – HSI R Bull CBBC Dec 2017 B	200,000,000	2016/08/04	2017/12/28	50.00
65618	SG Issuer – HSI R Bear CBBC Dec 2016 C	200,000,000	2016/08/04	2016/12/29	50.00
65620	SG Issuer – HSI R Bear CBBC Dec 2016 D	200,000,000	2016/08/04	2016/12/29	50.00
65624	UBS AG – HSI R Bull CBBC Oct 2017 B	200,000,000	2016/08/04	2017/10/30	50.00
65626	UBS AG – HSI R Bear CBBC Nov 2016 F	200,000,000	2016/08/04	2016/11/29	50.00
65711	BNP Paribas Arbit Issu B.V. – HSI R Bull CBBC Sep 2017 Q	250,000,000	2016/08/05	2017/09/28	62.50
65697	BNP Paribas Arbit Issu B.V. – HSI R Bull CBBC Oct 2017 Q	250,000,000	2016/08/05	2017/10/30	62.50
65714	BNP Paribas Arbit Issu B.V. – HSI R Bear CBBC Feb 2017 O	250,000,000	2016/08/05	2017/02/27	62.50
65754	BNP Paribas Arbit Issu B.V. – HSI R Bear CBBC Mar 2017 C	250,000,000	2016/08/05	2017/03/30	62.50
65716	BNP Paribas Arbit Issu B.V. – HSI R Bear CBBC Mar 2017 P	250,000,000	2016/08/05	2017/03/30	62.50
65749	Credit Suisse AG – HSI R Bull CBBC Nov 2017 F	200,000,000	2016/08/05	2017/11/29	50.00
65753	Credit Suisse AG – HSI R Bull CBBC Nov 2017 G	200,000,000	2016/08/05	2017/11/29	50.00
65774	Credit Suisse AG – HSI R Bear CBBC Nov 2016 K	200,000,000	2016/08/05	2016/11/29	50.00
65779	Credit Suisse AG – HSI R Bear CBBC Jan 2017 F	200,000,000	2016/08/05	2017/01/26	50.00
65746	Bank of East Asia – CUni R Bull CBBC Jul 2017 A	40,000,000	2016/08/05	2017/07/06	10.00
65739	Bank of East Asia – China Res Land R Bull CBBC Nov 2017 A	30,000,000	2016/08/05	2017/11/09	10.50
65743	Bank of East Asia – China Res Land R Bull CBBC Dec 2017 A	20,000,000	2016/08/05	2017/12/08	11.00
65707	Goldman Sachs SP (Asia) – HSI R Bull CBBC Dec 2017 J	200,000,000	2016/08/05	2017/12/28	50.00
65793	Goldman Sachs SP (Asia) – HSI R Bear CBBC Nov 2016 O	200,000,000	2016/08/05	2016/11/29	50.00
65796	Goldman Sachs SP (Asia) – HSI R Bear CBBC Nov 2016 P	200,000,000	2016/08/05	2016/11/29	50.00
65783	J P Morgan SP BV – HSI R Bull CBBC Jan 2018 G	200,000,000	2016/08/05	2018/01/30	50.00
65785	J P Morgan SP BV – HSI R Bull CBBC Jan 2018 H	200,000,000	2016/08/05	2018/01/30	50.00
65790	J P Morgan SP BV – HSI R Bear CBBC Nov 2016 P	200,000,000	2016/08/05	2016/11/29	50.00
65789	J P Morgan SP BV – HSI R Bear CBBC Jan 2017 J	200,000,000	2016/08/05	2017/01/26	50.00
65792	J P Morgan SP BV – Ping An R Bull CBBC Sep 2017 C	100,000,000	2016/08/05	2017/09/15	25.00
65698	SG Issuer – HSI R Bull CBBC Dec 2017 C	200,000,000	2016/08/05	2017/12/28	50.00
65706	SG Issuer – HSI R Bull CBBC Dec 2017 D	200,000,000	2016/08/05	2017/12/28	50.00
65708	SG Issuer – HSI R Bear CBBC Dec 2016 E	200,000,000	2016/08/05	2016/12/29	50.00
65770	UBS AG – CAM CSI300 R Bull CBBC Aug 2017 B	50,000,000	2016/08/05	2017/08/21	12.50
65757	UBS AG – HSI R Bull CBBC Oct 2017 C	200,000,000	2016/08/05	2017/10/30	50.00
65755	UBS AG – HSI R Bull CBBC Nov 2017 B	200,000,000	2016/08/05	2017/11/29	50.00
65761	UBS AG – HSI R Bear CBBC Nov 2016 G	200,000,000	2016/08/05	2016/11/29	50.00
65760	UBS AG – HSI R Bear CBBC Feb 2017 P	200,000,000	2016/08/05	2017/02/27	50.00
65839	Credit Suisse AG – HSI R Bull CBBC Aug 2017 E	200,000,000	2016/08/08	2017/08/30	50.00
65842	Credit Suisse AG – HSI R Bull CBBC Sep 2017 B	200,000,000	2016/08/08	2017/09/28	50.00
65837	Credit Suisse AG – HSI R Bear CBBC Nov 2016 M	200,000,000	2016/08/08	2016/11/29	50.00
65820	Goldman Sachs SP (Asia) – HSI R Bull CBBC Dec 2017 K	200,000,000	2016/08/08	2017/12/28	50.00
65825	J P Morgan SP BV – HSI R Bull CBBC Dec 2017 G	200,000,000	2016/08/08	2017/12/28	50.00
65826	J P Morgan SP BV – HSI R Bull CBBC Jan 2018 I	200,000,000	2016/08/08	2018/01/30	50.00

MAIN BOARD CALLABLE BULL/BEAR CONTRACTS

Code	Callable Bull/Bear Contracts	No. of issue (units)	Listing date	Expiry	Amount raised (HK\$ mil.)
65821	J P Morgan SP BV – HSI R Bear CBBC Nov 2016 Q	200,000,000	2016/08/08	2016/11/29	50.00
65823	J P Morgan SP BV – HSI R Bear CBBC Jan 2017 K	200,000,000	2016/08/08	2017/01/26	50.00
65802	SG Issuer – HSI R Bear CBBC Nov 2016 T	200,000,000	2016/08/08	2016/11/29	50.00
65804	SG Issuer – HSI R Bear CBBC Dec 2016 F	200,000,000	2016/08/08	2016/12/29	50.00
65805	SG Issuer – HSI R Bear CBBC Dec 2016 G	200,000,000	2016/08/08	2016/12/29	50.00
65814	SG Issuer – HSI R Bear CBBC Dec 2016 H	400,000,000	2016/08/08	2016/12/29	100.00
65811	SG Issuer – HSI R Bear CBBC Jan 2017 A	400,000,000	2016/08/08	2017/01/26	100.00
65817	SG Issuer – HSI R Bear CBBC Jan 2017 B	400,000,000	2016/08/08	2017/01/26	100.00
65832	UBS AG – HSI R Bull CBBC Sep 2017 D	200,000,000	2016/08/08	2017/09/28	50.00
65833	UBS AG – HSI R Bull CBBC Nov 2017 C	200,000,000	2016/08/08	2017/11/29	50.00
65830	UBS AG – HSI R Bear CBBC Dec 2016 G	200,000,000	2016/08/08	2016/12/29	50.00
65865	J P Morgan SP BV – China Mobile R Bear CBBC Apr 2017 B	100,000,000	2016/08/09	2017/04/21	25.00
65848	J P Morgan SP BV – HSI R Bull CBBC Nov 2017 G	200,000,000	2016/08/09	2017/11/29	50.00
65856	J P Morgan SP BV – HSI R Bull CBBC Jan 2018 J	200,000,000	2016/08/09	2018/01/30	50.00
65864	J P Morgan SP BV – HSI R Bear CBBC Feb 2017 L	200,000,000	2016/08/09	2017/02/27	70.00
65868	J P Morgan SP BV – Tencent R Bear CBBC May 2017 B	50,000,000	2016/08/09	2017/05/12	12.50
65910	BNP Paribas Arbit Issu B.V. – HSI R Bull CBBC Sep 2017 R	250,000,000	2016/08/10	2017/09/28	62.50
65908	BNP Paribas Arbit Issu B.V. – HSI R Bull CBBC Oct 2017 R	250,000,000	2016/08/10	2017/10/30	62.50
65940	BNP Paribas Arbit Issu B.V. – HSI R Bear CBBC Feb 2017 M	250,000,000	2016/08/10	2017/02/27	62.50
66069	Credit Suisse AG – HSI R Bull CBBC Oct 2017 C	200,000,000	2016/08/10	2017/10/30	50.00
66082	Credit Suisse AG – HSI R Bull CBBC Oct 2017 D	200,000,000	2016/08/10	2017/10/30	50.00
66066	Credit Suisse AG – HSI R Bull CBBC Oct 2017 Z	200,000,000	2016/08/10	2017/10/30	50.00
66095	Credit Suisse AG – HSI R Bear CBBC Dec 2016 Q	200,000,000	2016/08/10	2016/12/29	50.00
66097	Credit Suisse AG – HSI R Bear CBBC Dec 2016 R	200,000,000	2016/08/10	2016/12/29	50.00
65881	Goldman Sachs SP (Asia) – HSI R Bull CBBC Nov 2017 Y	200,000,000	2016/08/10	2017/11/29	50.00
65876	Goldman Sachs SP (Asia) – HSI R Bull CBBC Dec 2017 L	200,000,000	2016/08/10	2017/12/28	50.00
65896	Goldman Sachs SP (Asia) – HSI R Bull CBBC Dec 2017 M	200,000,000	2016/08/10	2017/12/28	50.00
66016	Goldman Sachs SP (Asia) – HSI R Bear CBBC Nov 2016 Q	200,000,000	2016/08/10	2016/11/29	50.00
66025	Goldman Sachs SP (Asia) – HSI R Bear CBBC Nov 2016 R	200,000,000	2016/08/10	2016/11/29	50.00
65936	HK Bank – HSI R Bear CBBC Apr 2017 E	150,000,000	2016/08/10	2017/04/27	37.50
65935	HK Bank – HSI R Bear CBBC May 2017 B	150,000,000	2016/08/10	2017/05/29	37.50
66027	J P Morgan SP BV – HSI R Bull CBBC Nov 2017 H	200,000,000	2016/08/10	2017/11/29	50.00
66045	J P Morgan SP BV – HSI R Bull CBBC Dec 2017 H	200,000,000	2016/08/10	2017/12/28	50.00
66054	J P Morgan SP BV – HSI R Bull CBBC Feb 2018 A	200,000,000	2016/08/10	2018/02/27	50.00
66159	J P Morgan SP BV – HSI R Bear CBBC Nov 2016 S	200,000,000	2016/08/10	2016/11/29	50.00
66050	J P Morgan SP BV – HSI R Bear CBBC Dec 2016 U	200,000,000	2016/08/10	2016/12/29	50.00
66012	SG Issuer – CMob R Bear CBBC Mar 2017 A	100,000,000	2016/08/10	2017/03/30	25.00
66006	SG Issuer – CP&CC R Bull CBBC Jul 2017 A	40,000,000	2016/08/10	2017/07/28	10.00
66000	SG Issuer – CP&CC R Bull CBBC Oct 2017 A	40,000,000	2016/08/10	2017/10/30	10.00
65957	SG Issuer – HSBC R Bull CBBC Sep 2018 B	100,000,000	2016/08/10	2018/09/27	25.00
65911	SG Issuer – HSI R Bull CBBC Jan 2018 A	200,000,000	2016/08/10	2018/01/30	50.00
65915	SG Issuer – HSI R Bull CBBC Jan 2018 B	200,000,000	2016/08/10	2018/01/30	50.00
65932	SG Issuer – HSI R Bull CBBC Jan 2018 C	200,000,000	2016/08/10	2018/01/30	50.00
65943	SG Issuer – HSI R Bear CBBC Nov 2016 U	200,000,000	2016/08/10	2016/11/29	50.00
65956	SG Issuer – HSI R Bear CBBC Nov 2016 Y	200,000,000	2016/08/10	2016/11/29	50.00

MAIN BOARD CALLABLE BULL/BEAR CONTRACTS

Code	Callable Bull/Bear Contracts	No. of issue (units)	Listing date	Expiry	Amount raised (HK\$ mil.)
65955	SG Issuer – HSI R Bear CBBC Dec 2016 I	200,000,000	2016/08/10	2016/12/29	50.00
65993	SG Issuer – PICC P&C R Bull CBBC Sep 2017 A	40,000,000	2016/08/10	2017/09/28	10.00
65967	SG Issuer – PICC P&C R Bull CBBC Dec 2017 A	40,000,000	2016/08/10	2017/12/28	11.20
66099	UBS AG – HSI R Bull CBBC Oct 2017 J	200,000,000	2016/08/10	2017/10/30	50.00
66103	UBS AG – HSI R Bull CBBC Nov 2017 L	200,000,000	2016/08/10	2017/11/29	50.00
66120	UBS AG – HSI R Bull CBBC Dec 2017 Q	200,000,000	2016/08/10	2017/12/28	50.00
66143	UBS AG – HSI R Bear CBBC Dec 2016 H	200,000,000	2016/08/10	2016/12/29	50.00
66136	UBS AG – HSI R Bear CBBC Feb 2017 Q	200,000,000	2016/08/10	2017/02/27	50.00
66276	Credit Suisse AG – HSI R Bull CBBC Nov 2017 H	200,000,000	2016/08/11	2017/11/29	50.00
66239	Credit Suisse AG – HSI R Bear CBBC Dec 2016 S	200,000,000	2016/08/11	2016/12/29	50.00
66268	Credit Suisse AG – Ping An R Bull CBBC Sep 2017 A	50,000,000	2016/08/11	2017/09/29	12.50
66275	Credit Suisse AG – Ping An R Bull CBBC Sep 2017 B	50,000,000	2016/08/11	2017/09/29	12.50
66259	Credit Suisse AG – Tencent R Bull CBBC Jun 2017 A	40,000,000	2016/08/11	2017/06/30	10.00
66261	Credit Suisse AG – Tencent R Bull CBBC Jun 2017 B	40,000,000	2016/08/11	2017/06/30	10.00
66264	Credit Suisse AG – Tencent R Bear CBBC Mar 2017 A	40,000,000	2016/08/11	2017/03/30	10.00
66265	Credit Suisse AG – Tencent R Bear CBBC Mar 2017 B	40,000,000	2016/08/11	2017/03/30	10.00
66238	Goldman Sachs SP (Asia) – HSI R Bull CBBC Nov 2017 Z	200,000,000	2016/08/11	2017/11/29	50.00
66166	Goldman Sachs SP (Asia) – HSI R Bear CBBC Nov 2016 S	200,000,000	2016/08/11	2016/11/29	50.00
66163	Haitong Int'l Sec – HSI R Bull CBBC Feb 2018 A	200,000,000	2016/08/11	2018/02/27	50.20
66165	Haitong Int'l Sec – HSI R Bear CBBC Feb 2017 E	200,000,000	2016/08/11	2017/02/27	50.00
66307	J P Morgan SP BV – CNOOC R Bear CBBC May 2017 A	60,000,000	2016/08/11	2017/05/19	15.00
66308	J P Morgan SP BV – HSBC R Bull CBBC Jul 2017 C	100,000,000	2016/08/11	2017/07/21	25.00
66317	J P Morgan SP BV – HSBC R Bear CBBC May 2017 A	100,000,000	2016/08/11	2017/05/12	25.00
66213	J P Morgan SP BV – HSI R Bull CBBC Jan 2018 K	200,000,000	2016/08/11	2018/01/30	50.00
66189	J P Morgan SP BV – HSI R Bear CBBC Jan 2017 L	200,000,000	2016/08/11	2017/01/26	50.00
66207	J P Morgan SP BV – HSI R Bear CBBC Jan 2017 M	200,000,000	2016/08/11	2017/01/26	50.00
66216	SG Issuer – HSI R Bull CBBC Jan 2018 D	400,000,000	2016/08/11	2018/01/30	100.00
66218	SG Issuer – HSI R Bull CBBC Jan 2018 E	400,000,000	2016/08/11	2018/01/30	100.00
66227	SG Issuer – HSI R Bull CBBC Jan 2018 F	200,000,000	2016/08/11	2018/01/30	50.00
66176	SG Issuer – HSI R Bear CBBC Nov 2016 Z	200,000,000	2016/08/11	2016/11/29	50.00
66175	SG Issuer – HSI R Bear CBBC Dec 2016 J	200,000,000	2016/08/11	2016/12/29	50.00
66295	UBS AG – HSI R Bull CBBC Oct 2017 K	200,000,000	2016/08/11	2017/10/30	50.00
66291	UBS AG – HSI R Bear CBBC Jan 2017 W	200,000,000	2016/08/11	2017/01/26	50.00
66389	BNP Paribas Arbit Issu B.V. – HSI R Bull CBBC Oct 2017 S	250,000,000	2016/08/12	2017/10/30	62.50
66325	BNP Paribas Arbit Issu B.V. – HSI R Bear CBBC Feb 2017 P	250,000,000	2016/08/12	2017/02/27	62.50
66326	BNP Paribas Arbit Issu B.V. – HSI R Bear CBBC Mar 2017 J	250,000,000	2016/08/12	2017/03/30	62.50
66378	Credit Suisse AG – HSI R Bull CBBC Dec 2017 G	200,000,000	2016/08/12	2017/12/28	50.00
66381	Credit Suisse AG – HSI R Bull CBBC Dec 2017 H	200,000,000	2016/08/12	2017/12/28	50.00
66387	Credit Suisse AG – HSI R Bull CBBC Dec 2017 I	200,000,000	2016/08/12	2017/12/28	50.00
66407	Credit Suisse AG – HSI R Bear CBBC Nov 2016 H	200,000,000	2016/08/12	2016/11/29	50.00
66369	Credit Suisse AG – HSI R Bear CBBC Nov 2016 P	200,000,000	2016/08/12	2016/11/29	50.00
66397	Credit Suisse AG – HSI R Bear CBBC Nov 2016 Q	200,000,000	2016/08/12	2016/11/29	50.00
66374	Credit Suisse AG – HSI R Bear CBBC Dec 2016 T	200,000,000	2016/08/12	2016/12/29	50.00
66359	Credit Suisse AG – HSI R Bear CBBC Jan 2017 H	200,000,000	2016/08/12	2017/01/26	50.00
66404	Goldman Sachs SP (Asia) – HSI R Bull CBBC Nov 2017 A	200,000,000	2016/08/12	2017/11/29	50.00

MAIN BOARD CALLABLE BULL/BEAR CONTRACTS

Code	Callable Bull/Bear Contracts	No. of issue (units)	Listing date	Expiry	Amount raised (HK\$ mil.)
66342	Goldman Sachs SP (Asia) – HSI R Bear CBBC Nov 2016 T	200,000,000	2016/08/12	2016/11/29	50.00
66343	Goldman Sachs SP (Asia) – HSI R Bear CBBC Dec 2016 K	200,000,000	2016/08/12	2016/12/29	50.00
66328	HK Bank – Tencent R Bull CBBC Jul 2017 F	50,000,000	2016/08/12	2017/07/03	12.50
66329	HK Bank – Tencent R Bull CBBC Jul 2017 G	50,000,000	2016/08/12	2017/07/10	12.50
66327	HK Bank – Tencent R Bear CBBC Aug 2017 A	40,000,000	2016/08/12	2017/08/17	10.00
66431	J P Morgan SP BV – HKEX R Bull CBBC Nov 2017 C	40,000,000	2016/08/12	2017/11/17	10.00
66448	J P Morgan SP BV – HSI R Bull CBBC Nov 2017 I	200,000,000	2016/08/12	2017/11/29	50.00
66445	J P Morgan SP BV – HSI R Bull CBBC Jan 2018 L	200,000,000	2016/08/12	2018/01/30	50.00
66412	J P Morgan SP BV – HSI R Bear CBBC Nov 2016 T	200,000,000	2016/08/12	2016/11/29	50.00
66408	J P Morgan SP BV – HSI R Bear CBBC Dec 2016 V	200,000,000	2016/08/12	2016/12/29	50.00
66444	J P Morgan SP BV – HSI R Bear CBBC Jan 2017 N	200,000,000	2016/08/12	2017/01/26	50.00
66434	J P Morgan SP BV – HSI R Bear CBBC Feb 2017 M	200,000,000	2016/08/12	2017/02/27	50.00
66430	J P Morgan SP BV – Tencent R Bull CBBC Aug 2017 D	60,000,000	2016/08/12	2017/08/18	15.00
66347	SG Issuer – HSI R Bull CBBC Dec 2017 E	200,000,000	2016/08/12	2017/12/28	50.00
66348	SG Issuer – HSI R Bull CBBC Dec 2017 F	200,000,000	2016/08/12	2017/12/28	50.00
66339	SG Issuer – HSI R Bear CBBC Nov 2016 E	200,000,000	2016/08/12	2016/11/29	50.00
66341	SG Issuer – HSI R Bear CBBC Dec 2016 K	200,000,000	2016/08/12	2016/12/29	50.00
66454	UBS AG – HSI R Bull CBBC Dec 2017 R	200,000,000	2016/08/12	2017/12/28	50.00
66458	UBS AG – HSI R Bull CBBC Dec 2017 S	200,000,000	2016/08/12	2017/12/28	50.00
66451	UBS AG – HSI R Bear CBBC Nov 2016 H	200,000,000	2016/08/12	2016/11/29	50.00
66449	UBS AG – HSI R Bear CBBC Feb 2017 R	200,000,000	2016/08/12	2017/02/27	50.00
66569	BNP Paribas Arbit Issu B.V. – HSCEI R Bull CBBC Sep 2017 B	100,000,000	2016/08/15	2017/09/28	25.00
66552	BNP Paribas Arbit Issu B.V. – HSI R Bull CBBC Sep 2017 S	250,000,000	2016/08/15	2017/09/28	62.50
66549	BNP Paribas Arbit Issu B.V. – HSI R Bull CBBC Oct 2017 T	250,000,000	2016/08/15	2017/10/30	62.50
66557	BNP Paribas Arbit Issu B.V. – HSI R Bull CBBC Oct 2017 U	250,000,000	2016/08/15	2017/10/30	62.50
66511	BNP Paribas Arbit Issu B.V. – HSI R Bear CBBC Feb 2017 Q	250,000,000	2016/08/15	2017/02/27	62.50
66518	BNP Paribas Arbit Issu B.V. – HSI R Bear CBBC Feb 2017 X	250,000,000	2016/08/15	2017/02/27	62.50
66566	BNP Paribas Arbit Issu B.V. – HSI R Bear CBBC Mar 2017 D	250,000,000	2016/08/15	2017/03/30	62.50
66514	BNP Paribas Arbit Issu B.V. – HSI R Bear CBBC Mar 2017 N	250,000,000	2016/08/15	2017/03/30	62.50
66667	Credit Suisse AG – HSI R Bull CBBC Dec 2017 J	200,000,000	2016/08/15	2017/12/28	50.00
66668	Credit Suisse AG – HSI R Bull CBBC Dec 2017 K	200,000,000	2016/08/15	2017/12/28	50.00
66616	Credit Suisse AG – HSI R Bear CBBC Nov 2016 L	200,000,000	2016/08/15	2016/11/29	50.00
66625	Credit Suisse AG – HSI R Bear CBBC Nov 2016 R	200,000,000	2016/08/15	2016/11/29	50.00
66630	Credit Suisse AG – HSI R Bear CBBC Dec 2016 U	200,000,000	2016/08/15	2016/12/29	50.00
66637	Credit Suisse AG – HSI R Bear CBBC Dec 2016 V	200,000,000	2016/08/15	2016/12/29	50.00
66647	Credit Suisse AG – HSI R Bear CBBC Dec 2016 W	200,000,000	2016/08/15	2016/12/29	50.00
66659	Credit Suisse AG – HSI R Bear CBBC Dec 2016 X	200,000,000	2016/08/15	2016/12/29	50.00
66660	Credit Suisse AG – HSI R Bear CBBC Dec 2016 Y	200,000,000	2016/08/15	2016/12/29	54.00
66665	Credit Suisse AG – HSI R Bear CBBC Dec 2016 Z	200,000,000	2016/08/15	2016/12/29	50.00
66727	Bank of East Asia – China Mobile R Bull CBBC Nov 2017 A	40,000,000	2016/08/15	2017/11/09	10.00
66718	Bank of East Asia – HSBC Holdings R Bull CBBC Jan 2018 B	40,000,000	2016/08/15	2018/01/25	10.00
66726	Bank of East Asia – HSBC Holdings R Bear CBBC Feb 2017 B	40,000,000	2016/08/15	2017/02/28	10.00
66732	Bank of East Asia – PICC P&C R Bull CBBC Oct 2017 A	40,000,000	2016/08/15	2017/10/23	10.00
66730	Bank of East Asia – Tencent R Bear CBBC Apr 2017 B	40,000,000	2016/08/15	2017/04/07	10.00
66702	Goldman Sachs SP (Asia) – HSI R Bull CBBC Dec 2017 N	200,000,000	2016/08/15	2017/12/28	50.00

MAIN BOARD CALLABLE BULL/BEAR CONTRACTS

Code	Callable Bull/Bear Contracts	No. of issue (units)	Listing date	Expiry	Amount raised (HK\$ mil.)
66712	Goldman Sachs SP (Asia) – HSI R Bull CBBC Dec 2017 O	200,000,000	2016/08/15	2017/12/28	50.00
66485	Goldman Sachs SP (Asia) – HSI R Bear CBBC Nov 2016 U	200,000,000	2016/08/15	2016/11/29	50.00
66583	Goldman Sachs SP (Asia) – HSI R Bear CBBC Nov 2016 V	200,000,000	2016/08/15	2016/11/29	50.00
66488	Goldman Sachs SP (Asia) – HSI R Bear CBBC Dec 2016 L	200,000,000	2016/08/15	2016/12/29	50.00
66470	HK Bank – HSI R Bull CBBC Jul 2017 I	150,000,000	2016/08/15	2017/07/28	37.50
66507	Haitong Int'l Sec – HSI R Bull CBBC Oct 2017 R	200,000,000	2016/08/15	2017/10/30	52.80
66495	Haitong Int'l Sec – HSI R Bear CBBC Feb 2017 F	200,000,000	2016/08/15	2017/02/27	50.80
66501	Haitong Int'l Sec – HSI R Bear CBBC Feb 2017 G	200,000,000	2016/08/15	2017/02/27	50.40
66505	Haitong Int'l Sec – HSI R Bear CBBC Feb 2017 H	200,000,000	2016/08/15	2017/02/27	50.80
66759	J P Morgan SP BV – HKEX R Bull CBBC Jun 2017 E	40,000,000	2016/08/15	2017/06/16	10.00
66761	J P Morgan SP BV – HSI R Bull CBBC Nov 2017 J	200,000,000	2016/08/15	2017/11/29	50.00
66760	J P Morgan SP BV – HSI R Bull CBBC Jan 2018 M	200,000,000	2016/08/15	2018/01/30	50.00
66763	J P Morgan SP BV – HSI R Bull CBBC Feb 2018 B	200,000,000	2016/08/15	2018/02/27	50.00
66743	J P Morgan SP BV – HSI R Bear CBBC Nov 2016 U	200,000,000	2016/08/15	2016/11/29	50.00
66737	J P Morgan SP BV – HSI R Bear CBBC Dec 2016 W	200,000,000	2016/08/15	2016/12/29	50.00
66747	J P Morgan SP BV – HSI R Bear CBBC Jan 2017 O	200,000,000	2016/08/15	2017/01/26	50.00
66749	J P Morgan SP BV – HSI R Bear CBBC Feb 2017 N	200,000,000	2016/08/15	2017/02/27	60.00
66753	J P Morgan SP BV – Tencent R Bull CBBC Apr 2017 D	40,000,000	2016/08/15	2017/04/21	10.00
66752	J P Morgan SP BV – Tencent R Bear CBBC May 2017 C	40,000,000	2016/08/15	2017/05/12	12.00
66535	Macquarie Bank Ltd. – HSI R Bull CBBC Apr 2017 A	40,000,000	2016/08/15	2017/04/27	10.00
66585	SG Issuer – HSI R Bull CBBC Jan 2018 G	200,000,000	2016/08/15	2018/01/30	50.00
66591	SG Issuer – HSI R Bull CBBC Jan 2018 H	200,000,000	2016/08/15	2018/01/30	50.00
66599	SG Issuer – HSI R Bull CBBC Jan 2018 I	200,000,000	2016/08/15	2018/01/30	50.00
66533	SG Issuer – HSI R Bear CBBC Nov 2016 O	200,000,000	2016/08/15	2016/11/29	50.00
66529	SG Issuer – HSI R Bear CBBC Nov 2016 P	200,000,000	2016/08/15	2016/11/29	50.00
66604	SG Issuer – HSI R Bear CBBC Dec 2016 L	200,000,000	2016/08/15	2016/12/29	50.00
66694	UBS AG – HSI R Bull CBBC Oct 2017 L	200,000,000	2016/08/15	2017/10/30	50.00
66692	UBS AG – HSI R Bull CBBC Nov 2017 M	200,000,000	2016/08/15	2017/11/29	50.00
66698	UBS AG – HSI R Bull CBBC Dec 2017 T	200,000,000	2016/08/15	2017/12/28	50.00
66677	UBS AG – HSI R Bear CBBC Nov 2016 I	200,000,000	2016/08/15	2016/11/29	50.00
66679	UBS AG – HSI R Bear CBBC Nov 2016 J	200,000,000	2016/08/15	2016/11/29	50.00
66686	UBS AG – HSI R Bear CBBC Nov 2016 K	200,000,000	2016/08/15	2016/11/29	50.00
66866	Credit Suisse AG – HSI R Bull CBBC Nov 2017 I	200,000,000	2016/08/16	2017/11/29	50.00
66877	Credit Suisse AG – HSI R Bull CBBC Nov 2017 J	200,000,000	2016/08/16	2017/11/29	50.00
66883	Credit Suisse AG – HSI R Bear CBBC Dec 2016 A	200,000,000	2016/08/16	2016/12/29	50.00
66884	Credit Suisse AG – HSI R Bear CBBC Dec 2016 B	200,000,000	2016/08/16	2016/12/29	50.00
66961	Goldman Sachs SP (Asia) – HSI R Bull CBBC Oct 2017 R	200,000,000	2016/08/16	2017/10/30	50.00
66967	Goldman Sachs SP (Asia) – HSI R Bull CBBC Oct 2017 S	200,000,000	2016/08/16	2017/10/30	50.00
66973	Goldman Sachs SP (Asia) – HSI R Bear CBBC Nov 2016 W	200,000,000	2016/08/16	2016/11/29	50.00
66796	HK Bank – CC Bank R Bull CBBC Aug 2017 B	50,000,000	2016/08/16	2017/08/31	12.50
66783	HK Bank – HKEX R Bull CBBC Sep 2017 D	50,000,000	2016/08/16	2017/09/25	12.50
66828	HK Bank – HSCEI R Bull CBBC Aug 2017 C	60,000,000	2016/08/16	2017/08/30	15.00
66769	HK Bank – HSI R Bull CBBC Jun 2017 G	150,000,000	2016/08/16	2017/06/29	37.50
66765	HK Bank – HSI R Bull CBBC Aug 2017 F	150,000,000	2016/08/16	2017/08/30	37.50
66807	HK Bank – ICBC R Bull CBBC Jul 2017 B	50,000,000	2016/08/16	2017/07/31	12.50

MAIN BOARD CALLABLE BULL/BEAR CONTRACTS

Code	Callable Bull/Bear Contracts	No. of issue (units)	Listing date	Expiry	Amount raised (HK\$ mil.)
66777	HK Bank – Lenovo R Bull CBBC Aug 2017 C	40,000,000	2016/08/16	2017/08/14	10.00
66784	HK Bank – Tencent R Bull CBBC Jun 2017 F	50,000,000	2016/08/16	2017/06/30	12.50
66957	J P Morgan SP BV – HSI R Bull CBBC Nov 2017 K	200,000,000	2016/08/16	2017/11/29	50.00
66960	J P Morgan SP BV – HSI R Bull CBBC Jan 2018 N	200,000,000	2016/08/16	2018/01/30	50.00
66941	J P Morgan SP BV – HSI R Bear CBBC Nov 2016 V	200,000,000	2016/08/16	2016/11/29	50.00
66947	J P Morgan SP BV – HSI R Bear CBBC Jan 2017 P	200,000,000	2016/08/16	2017/01/26	50.00
66885	J P Morgan SP BV – Lenovo R Bull CBBC Dec 2017 A	100,000,000	2016/08/16	2017/12/15	25.00
66891	J P Morgan SP BV – Ping An R Bull CBBC Oct 2017 A	100,000,000	2016/08/16	2017/10/20	25.00
66830	SG Issuer – HSI R Bull CBBC Dec 2017 G	200,000,000	2016/08/16	2017/12/28	50.00
66834	SG Issuer – HSI R Bull CBBC Dec 2017 H	200,000,000	2016/08/16	2017/12/28	50.00
66837	SG Issuer – HSI R Bull CBBC Dec 2017 I	200,000,000	2016/08/16	2017/12/28	50.00
66865	SG Issuer – HSI R Bear CBBC Dec 2016 M	200,000,000	2016/08/16	2016/12/29	50.00
66894	UBS AG – HSI R Bull CBBC Sep 2017 E	200,000,000	2016/08/16	2017/09/28	50.00
66893	UBS AG – HSI R Bull CBBC Dec 2017 U	200,000,000	2016/08/16	2017/12/28	50.00
66904	UBS AG – HSI R Bear CBBC Nov 2016 L	200,000,000	2016/08/16	2016/11/29	50.00
66901	UBS AG – HSI R Bear CBBC Dec 2016 I	200,000,000	2016/08/16	2016/12/29	50.00
66924	UBS AG – HSI R Bear CBBC Dec 2016 J	200,000,000	2016/08/16	2016/12/29	50.00
66907	UBS AG – HSI R Bear CBBC Jan 2017 X	200,000,000	2016/08/16	2017/01/26	50.00
66905	UBS AG – HSI R Bear CBBC Feb 2017 S	200,000,000	2016/08/16	2017/02/27	50.00
66914	UBS AG – HSI R Bear CBBC Feb 2017 T	200,000,000	2016/08/16	2017/02/27	52.00
66917	UBS AG – HSI R Bear CBBC Feb 2017 U	200,000,000	2016/08/16	2017/02/27	66.00
67081	BNP Paribas Arbit Issu B.V. – HSI R Bull CBBC Sep 2017 T	250,000,000	2016/08/17	2017/09/28	62.50
67027	BNP Paribas Arbit Issu B.V. – HSI R Bear CBBC Feb 2017 B	250,000,000	2016/08/17	2017/02/27	62.50
67091	Credit Suisse AG – HSI R Bull CBBC Dec 2017 L	200,000,000	2016/08/17	2017/12/28	50.00
67107	Credit Suisse AG – HSI R Bull CBBC Dec 2017 M	200,000,000	2016/08/17	2017/12/28	50.00
67090	Credit Suisse AG – HSI R Bear CBBC Dec 2016 C	200,000,000	2016/08/17	2016/12/29	50.00
67088	Goldman Sachs SP (Asia) – HSI R Bull CBBC Dec 2017 P	200,000,000	2016/08/17	2017/12/28	50.00
67108	Goldman Sachs SP (Asia) – HSI R Bear CBBC Nov 2016 X	200,000,000	2016/08/17	2016/11/29	50.00
67034	HK Bank – CSOP A50 ETF R Bull CBBC Jul 2017 A	50,000,000	2016/08/17	2017/07/31	12.50
67036	HK Bank – HS H-SH ETF R Bull CBBC Jul 2017 C	50,000,000	2016/08/17	2017/07/31	12.50
67037	HK Bank – HSI R Bear CBBC Oct 2017 B	250,000,000	2016/08/17	2017/10/30	75.00
67059	Haitong Int'l Sec – HSCEI R Bull CBBC Nov 2017 A	200,000,000	2016/08/17	2017/11/29	50.60
67058	Haitong Int'l Sec – HSCEI R Bull CBBC Dec 2017 A	200,000,000	2016/08/17	2017/12/28	50.40
67075	Haitong Int'l Sec – HSCEI R Bear CBBC Nov 2016 A	200,000,000	2016/08/17	2016/11/29	50.20
67074	Haitong Int'l Sec – HSCEI R Bear CBBC Dec 2016 A	200,000,000	2016/08/17	2016/12/29	50.40
66990	Haitong Int'l Sec – HSI R Bull CBBC Nov 2017 B	200,000,000	2016/08/17	2017/11/29	50.40
66976	Haitong Int'l Sec – HSI R Bull CBBC Dec 2017 F	200,000,000	2016/08/17	2017/12/28	51.20
66995	Haitong Int'l Sec – HSI R Bear CBBC Nov 2016 K	200,000,000	2016/08/17	2016/11/29	54.40
67006	Haitong Int'l Sec – HSI R Bear CBBC Nov 2016 L	200,000,000	2016/08/17	2016/11/29	54.60
67016	Haitong Int'l Sec – HSI R Bear CBBC Feb 2017 I	200,000,000	2016/08/17	2017/02/27	50.00
67018	Haitong Int'l Sec – HSI R Bear CBBC Feb 2017 J	200,000,000	2016/08/17	2017/02/27	53.40
67204	J P Morgan SP BV – CC Bank R Bull CBBC Aug 2017 A	100,000,000	2016/08/17	2017/08/18	25.00
67209	J P Morgan SP BV – CNOOC R Bull CBBC Sep 2017 A	100,000,000	2016/08/17	2017/09/21	25.00
67225	J P Morgan SP BV – HSCEI R Bull CBBC Jun 2017 D	100,000,000	2016/08/17	2017/06/29	25.00
67232	J P Morgan SP BV – HSCEI R Bull CBBC Jul 2017 B	100,000,000	2016/08/17	2017/07/28	25.00

MAIN BOARD CALLABLE BULL/BEAR CONTRACTS

Code	Callable Bull/Bear Contracts	No. of issue (units)	Listing date	Expiry	Amount raised (HK\$ mil.)
67203	J P Morgan SP BV – HSI R Bull CBBC Jan 2018 O	200,000,000	2016/08/17	2018/01/30	50.00
67219	J P Morgan SP BV – HSI R Bull CBBC Jan 2018 P	200,000,000	2016/08/17	2018/01/30	50.00
67189	J P Morgan SP BV – HSI R Bear CBBC Nov 2016 W	200,000,000	2016/08/17	2016/11/29	50.00
67222	J P Morgan SP BV – HSI R Bear CBBC Jan 2017 Q	200,000,000	2016/08/17	2017/01/26	50.00
67224	J P Morgan SP BV – HSI R Bear CBBC Jan 2017 R	200,000,000	2016/08/17	2017/01/26	64.00
67043	SG Issuer – HKEX R Bull CBBC Oct 2017 A	100,000,000	2016/08/17	2017/10/30	25.00
67046	SG Issuer – HKEX R Bull CBBC Nov 2017 A	100,000,000	2016/08/17	2017/11/29	25.00
67047	SG Issuer – HKEX R Bear CBBC Mar 2017 A	100,000,000	2016/08/17	2017/03/30	25.00
67051	SG Issuer – HKEX R Bear CBBC Mar 2017 B	100,000,000	2016/08/17	2017/03/30	25.00
67039	SG Issuer – HSI R Bull CBBC Jan 2018 J	200,000,000	2016/08/17	2018/01/30	50.00
67080	SG Issuer – HSI R Bull CBBC Jan 2018 K	200,000,000	2016/08/17	2018/01/30	50.00
67041	SG Issuer – HSI R Bear CBBC Nov 2016 Q	200,000,000	2016/08/17	2016/11/29	50.00
67042	SG Issuer – HSI R Bear CBBC Dec 2016 N	200,000,000	2016/08/17	2016/12/29	50.00
67053	SG Issuer – Tencent R Bull CBBC Sep 2017 A	100,000,000	2016/08/17	2017/09/28	25.00
67055	SG Issuer – Tencent R Bull CBBC Oct 2017 A	100,000,000	2016/08/17	2017/10/30	25.00
67057	SG Issuer – Tencent R Bear CBBC Mar 2017 A	100,000,000	2016/08/17	2017/03/30	25.00
67162	UBS AG – HSI R Bull CBBC Sep 2017 F	200,000,000	2016/08/17	2017/09/28	50.00
67154	UBS AG – HSI R Bull CBBC Oct 2017 M	200,000,000	2016/08/17	2017/10/30	50.00
67144	UBS AG – HSI R Bull CBBC Nov 2017 N	200,000,000	2016/08/17	2017/11/29	50.00
67128	UBS AG – HSI R Bear CBBC Nov 2016 M	200,000,000	2016/08/17	2016/11/29	50.00
67133	UBS AG – HSI R Bear CBBC Nov 2016 N	200,000,000	2016/08/17	2016/11/29	50.00
67135	UBS AG – HSI R Bear CBBC Dec 2016 K	200,000,000	2016/08/17	2016/12/29	50.00
67138	UBS AG – HSI R Bear CBBC Jan 2017 Y	200,000,000	2016/08/17	2017/01/26	50.00
67140	UBS AG – HSI R Bear CBBC Feb 2017 V	200,000,000	2016/08/17	2017/02/27	50.00
67279	BNP Paribas Arbit Issu B.V. – HKEX R Bull CBBC Jun 2017 C	40,000,000	2016/08/18	2017/06/30	10.00
67278	BNP Paribas Arbit Issu B.V. – HSCEI R Bull CBBC Oct 2017 B	100,000,000	2016/08/18	2017/10/30	25.00
67277	BNP Paribas Arbit Issu B.V. – HSI R Bear CBBC Feb 2017 N	250,000,000	2016/08/18	2017/02/27	62.50
67270	BNP Paribas Arbit Issu B.V. – HSI R Bear CBBC Mar 2017 T	250,000,000	2016/08/18	2017/03/30	62.50
67318	Credit Suisse AG – HSBC R Bull CBBC Sep 2017 A	50,000,000	2016/08/18	2017/09/28	12.50
67324	Credit Suisse AG – HSBC R Bear CBBC Feb 2017 A	50,000,000	2016/08/18	2017/02/27	12.50
67407	Credit Suisse AG – HSCEI R Bull CBBC Nov 2017 A	100,000,000	2016/08/18	2017/11/29	25.00
67412	Credit Suisse AG – HSCEI R Bear CBBC Dec 2016 A	100,000,000	2016/08/18	2016/12/29	25.00
67317	Credit Suisse AG – HSI R Bull CBBC Nov 2017 K	200,000,000	2016/08/18	2017/11/29	50.00
67306	Credit Suisse AG – HSI R Bull CBBC Nov 2017 R	200,000,000	2016/08/18	2017/11/29	50.00
67335	Credit Suisse AG – HSI R Bull CBBC Dec 2017 N	200,000,000	2016/08/18	2017/12/28	50.00
67295	Credit Suisse AG – HSI R Bear CBBC Nov 2016 S	200,000,000	2016/08/18	2016/11/29	50.00
67283	Credit Suisse AG – HSI R Bear CBBC Dec 2016 D	200,000,000	2016/08/18	2016/12/29	50.00
67303	Credit Suisse AG – HSI R Bear CBBC Dec 2016 H	200,000,000	2016/08/18	2016/12/29	50.00
67305	Credit Suisse AG – HSI R Bear CBBC Dec 2016 K	200,000,000	2016/08/18	2016/12/29	50.00
67340	Goldman Sachs SP (Asia) – HSI R Bull CBBC Dec 2017 Q	200,000,000	2016/08/18	2017/12/28	50.00
67341	Goldman Sachs SP (Asia) – HSI R Bear CBBC Nov 2016 Y	200,000,000	2016/08/18	2016/11/29	50.00
67252	HK Bank – CNOOC R Bull CBBC Oct 2017 A	50,000,000	2016/08/18	2017/10/30	12.50
67244	HK Bank – Galaxy Ent R Bull CBBC Aug 2017 B	40,000,000	2016/08/18	2017/08/31	10.00
67325	HK Bank – HKEX R Bull CBBC Sep 2017 E	50,000,000	2016/08/18	2017/09/29	12.50
67328	HK Bank – HKEX R Bull CBBC Oct 2017 C	50,000,000	2016/08/18	2017/10/31	12.50

MAIN BOARD CALLABLE BULL/BEAR CONTRACTS

Code	Callable Bull/Bear Contracts	No. of issue (units)	Listing date	Expiry	Amount raised (HK\$ mil.)
67332	HK Bank – HKEX R Bear CBBC Jul 2017 A	50,000,000	2016/08/18	2017/07/31	12.50
67233	HK Bank – Sands China R Bull CBBC Aug 2017 B	40,000,000	2016/08/18	2017/08/17	10.00
67346	J P Morgan SP BV – CSOP A50 ETF R Bull CBBC Sep 2017 A	100,000,000	2016/08/18	2017/09/15	25.00
67349	J P Morgan SP BV – A50 China R Bull CBBC Oct 2017 A	100,000,000	2016/08/18	2017/10/20	25.00
67368	J P Morgan SP BV – HKEX R Bull CBBC Sep 2017 G	40,000,000	2016/08/18	2017/09/15	10.00
67352	J P Morgan SP BV – HSBC R Bull CBBC Nov 2017 C	100,000,000	2016/08/18	2017/11/17	25.00
67389	J P Morgan SP BV – HSI R Bull CBBC Oct 2017 N	200,000,000	2016/08/18	2017/10/30	50.00
67384	J P Morgan SP BV – HSI R Bull CBBC Nov 2017 L	200,000,000	2016/08/18	2017/11/29	50.00
67344	J P Morgan SP BV – HSI R Bear CBBC Dec 2016 X	200,000,000	2016/08/18	2016/12/29	50.00
67379	J P Morgan SP BV – HSI R Bear CBBC Dec 2016 Y	200,000,000	2016/08/18	2016/12/29	50.00
67370	J P Morgan SP BV – HSI R Bear CBBC Jan 2017 S	200,000,000	2016/08/18	2017/01/26	80.00
67373	J P Morgan SP BV – HSI R Bear CBBC Jan 2017 T	200,000,000	2016/08/18	2017/01/26	50.00
67383	J P Morgan SP BV – HSI R Bear CBBC Jan 2017 U	200,000,000	2016/08/18	2017/01/26	50.00
67268	Macquarie Bank Ltd. – HSI R Bull CBBC Apr 2017 B	40,000,000	2016/08/18	2017/04/27	10.00
67253	SG Issuer – CSA50 R Bull CBBC Jun 2017 A	100,000,000	2016/08/18	2017/06/29	25.00
67264	SG Issuer – A50 R Bull CBBC Jun 2017 A	100,000,000	2016/08/18	2017/06/29	25.00
67254	SG Issuer – HSI R Bull CBBC Dec 2017 J	200,000,000	2016/08/18	2017/12/28	50.00
67256	SG Issuer – HSI R Bear CBBC Dec 2016 O	200,000,000	2016/08/18	2016/12/29	50.00
67405	UBS AG – HSI R Bull CBBC Sep 2017 L	200,000,000	2016/08/18	2017/09/28	50.00
67406	UBS AG – HSI R Bull CBBC Oct 2017 N	200,000,000	2016/08/18	2017/10/30	50.00
67394	UBS AG – HSI R Bear CBBC Jan 2017 Z	200,000,000	2016/08/18	2017/01/26	50.00
67393	UBS AG – HSI R Bear CBBC Feb 2017 W	200,000,000	2016/08/18	2017/02/27	50.00
67399	UBS AG – HSI R Bear CBBC Feb 2017 X	200,000,000	2016/08/18	2017/02/27	50.00
67400	UBS AG – HSI R Bear CBBC Feb 2017 Y	200,000,000	2016/08/18	2017/02/27	50.00
67547	BNP Paribas Arbit Issu B.V. – HSCEI R Bear CBBC Feb 2017 G	100,000,000	2016/08/19	2017/02/27	25.00
67539	BNP Paribas Arbit Issu B.V. – HSI R Bull CBBC Sep 2017 U	250,000,000	2016/08/19	2017/09/28	62.50
67535	BNP Paribas Arbit Issu B.V. – HSI R Bull CBBC Oct 2017 V	250,000,000	2016/08/19	2017/10/30	62.50
67416	BNP Paribas Arbit Issu B.V. – HSI R Bear CBBC Feb 2017 U	250,000,000	2016/08/19	2017/02/27	62.50
67413	BNP Paribas Arbit Issu B.V. – HSI R Bear CBBC Mar 2017 V	250,000,000	2016/08/19	2017/03/30	62.50
67550	BNP Paribas Arbit Issu B.V. – Ping An R Bull CBBC Jun 2017 A	50,000,000	2016/08/19	2017/06/30	12.50
67581	Credit Suisse AG – HSI R Bull CBBC Dec 2017 O	200,000,000	2016/08/19	2017/12/28	50.00
67596	Credit Suisse AG – HSI R Bull CBBC Dec 2017 P	200,000,000	2016/08/19	2017/12/28	50.00
67571	Credit Suisse AG – HSI R Bear CBBC Dec 2016 O	200,000,000	2016/08/19	2016/12/29	50.00
67577	Credit Suisse AG – HSI R Bear CBBC Dec 2016 P	200,000,000	2016/08/19	2016/12/29	50.00
67557	Bank of East Asia – HKEX R Bull CBBC Nov 2017 A	40,000,000	2016/08/19	2017/11/08	10.00
67568	Bank of East Asia – Tencent R Bull CBBC Nov 2017 A	40,000,000	2016/08/19	2017/11/07	10.00
67603	Goldman Sachs SP (Asia) – HSI R Bull CBBC Dec 2017 R	200,000,000	2016/08/19	2017/12/28	50.00
67609	Goldman Sachs SP (Asia) – HSI R Bull CBBC Dec 2017 S	200,000,000	2016/08/19	2017/12/28	50.00
67498	Goldman Sachs SP (Asia) – HSI R Bear CBBC Nov 2016 Z	200,000,000	2016/08/19	2016/11/29	50.00
67488	HK Bank – HKEX R Bear CBBC Jul 2017 B	40,000,000	2016/08/19	2017/07/31	14.00
67469	HK Bank – HSCEI R Bull CBBC Aug 2017 D	60,000,000	2016/08/19	2017/08/30	15.00
67471	HK Bank – HSI R Bull CBBC Aug 2017 G	150,000,000	2016/08/19	2017/08/30	37.50
67465	HK Bank – Tencent R Bull CBBC Sep 2017 B	50,000,000	2016/08/19	2017/09/18	12.50
67681	J P Morgan SP BV – Galaxy Ent R Bull CBBC Nov 2017 A	100,000,000	2016/08/19	2017/11/17	25.00
67682	J P Morgan SP BV – HSBC R Bull CBBC Dec 2017 B	100,000,000	2016/08/19	2017/12/15	25.00

MAIN BOARD CALLABLE BULL/BEAR CONTRACTS

Code	Callable Bull/Bear Contracts	No. of issue (units)	Listing date	Expiry	Amount raised (HK\$ mil.)
67670	J P Morgan SP BV – HSI R Bull CBBC Oct 2017 H	200,000,000	2016/08/19	2017/10/30	50.00
67652	J P Morgan SP BV – HSI R Bull CBBC Jan 2018 Q	200,000,000	2016/08/19	2018/01/30	50.00
67650	J P Morgan SP BV – HSI R Bear CBBC Nov 2016 X	200,000,000	2016/08/19	2016/11/29	80.00
67671	J P Morgan SP BV – HSI R Bear CBBC Nov 2016 Y	200,000,000	2016/08/19	2016/11/29	50.00
67672	J P Morgan SP BV – HSI R Bear CBBC Nov 2016 Z	200,000,000	2016/08/19	2016/11/29	50.00
67673	J P Morgan SP BV – HSI R Bear CBBC Jan 2017 V	200,000,000	2016/08/19	2017/01/26	50.00
67674	J P Morgan SP BV – HSI R Bear CBBC Jan 2017 W	200,000,000	2016/08/19	2017/01/26	50.00
67675	J P Morgan SP BV – HSI R Bear CBBC Apr 2017 A	200,000,000	2016/08/19	2017/04/27	70.00
67680	J P Morgan SP BV – Sands China R Bull CBBC Sep 2017 A	100,000,000	2016/08/19	2017/09/15	25.00
67518	Macquarie Bank Ltd. – HSI R Bear CBBC Mar 2017 I	40,000,000	2016/08/19	2017/03/30	10.40
67523	Macquarie Bank Ltd. – HSI R Bear CBBC Mar 2017 J	40,000,000	2016/08/19	2017/03/30	10.00
67601	SG Issuer – HSI R Bull CBBC Dec 2017 K	200,000,000	2016/08/19	2017/12/28	50.00
67599	SG Issuer – HSI R Bull CBBC Jan 2018 L	200,000,000	2016/08/19	2018/01/30	50.00
67600	SG Issuer – HSI R Bull CBBC Jan 2018 M	200,000,000	2016/08/19	2018/01/30	50.00
67503	SG Issuer – HSI R Bear CBBC Nov 2016 S	200,000,000	2016/08/19	2016/11/29	50.00
67505	SG Issuer – HSI R Bear CBBC Dec 2016 P	200,000,000	2016/08/19	2016/12/29	50.00
67514	SG Issuer – HSI R Bear CBBC Jan 2017 C	200,000,000	2016/08/19	2017/01/26	50.00
67516	SG Issuer – HSI R Bear CBBC Jan 2017 D	200,000,000	2016/08/19	2017/01/26	50.00
67646	UBS AG – HSI R Bull CBBC Oct 2017 O	200,000,000	2016/08/19	2017/10/30	50.00
67642	UBS AG – HSI R Bull CBBC Nov 2017 O	200,000,000	2016/08/19	2017/11/29	50.00
67610	UBS AG – HSI R Bear CBBC Jan 2017 A	200,000,000	2016/08/19	2017/01/26	50.00
67614	UBS AG – HSI R Bear CBBC Jan 2017 B	200,000,000	2016/08/19	2017/01/26	50.00
67616	UBS AG – HSI R Bear CBBC Jan 2017 C	200,000,000	2016/08/19	2017/01/26	50.00
67631	UBS AG – HSI R Bear CBBC Jan 2017 D	200,000,000	2016/08/19	2017/01/26	50.00
67635	UBS AG – HSI R Bear CBBC Mar 2017 A	200,000,000	2016/08/19	2017/03/30	69.00
67777	BNP Paribas Arbit Issu B.V. – CSOP A50 ETF R Bull CBBC Jun17B	80,000,000	2016/08/22	2017/06/30	20.00
67778	BNP Paribas Arbit Issu B.V. – A50 Ch R Bull CBBC Jun 2017 B	80,000,000	2016/08/22	2017/06/30	20.00
67785	BNP Paribas Arbit Issu B.V. – HSCEI R Bull CBBC Sep 2017 C	100,000,000	2016/08/22	2017/09/28	25.00
67792	BNP Paribas Arbit Issu B.V. – HSCEI R Bear CBBC Feb 2017 H	100,000,000	2016/08/22	2017/02/27	25.00
67787	BNP Paribas Arbit Issu B.V. – HSCEI R Bear CBBC Mar 2017 F	100,000,000	2016/08/22	2017/03/30	25.00
67795	BNP Paribas Arbit Issu B.V. – HSCEI R Bear CBBC Mar 2017 G	100,000,000	2016/08/22	2017/03/30	25.00
67780	BNP Paribas Arbit Issu B.V. – HSI R Bull CBBC Sep 2017 V	250,000,000	2016/08/22	2017/09/28	62.50
67779	BNP Paribas Arbit Issu B.V. – HSI R Bull CBBC Oct 2017 W	250,000,000	2016/08/22	2017/10/30	62.50
67784	BNP Paribas Arbit Issu B.V. – HSI R Bear CBBC Feb 2017 C	250,000,000	2016/08/22	2017/02/27	62.50
67782	BNP Paribas Arbit Issu B.V. – HSI R Bear CBBC Feb 2017 I	250,000,000	2016/08/22	2017/02/27	62.50
67718	BNP Paribas Arbit Issu B.V. – HSI R Bear CBBC Mar 2017 U	250,000,000	2016/08/22	2017/03/30	62.50
67830	Credit Suisse AG – HSCEI R Bear CBBC Jan 2017 A	100,000,000	2016/08/22	2017/01/26	25.00
67853	Credit Suisse AG – HSI R Bull CBBC Sep 2017 C	200,000,000	2016/08/22	2017/09/28	50.00
67854	Credit Suisse AG – HSI R Bull CBBC Sep 2017 D	200,000,000	2016/08/22	2017/09/28	50.00
67851	Credit Suisse AG – HSI R Bear CBBC Nov 2016 T	200,000,000	2016/08/22	2016/11/29	50.00
67852	Credit Suisse AG – HSI R Bear CBBC Nov 2016 U	200,000,000	2016/08/22	2016/11/29	50.00
67841	Credit Suisse AG – HSI R Bear CBBC Dec 2016 E	200,000,000	2016/08/22	2016/12/29	52.00
67838	Credit Suisse AG – HSI R Bear CBBC Jan 2017 I	200,000,000	2016/08/22	2017/01/26	58.00
67845	Credit Suisse AG – HSI R Bear CBBC Jan 2017 J	200,000,000	2016/08/22	2017/01/26	50.00
67849	Credit Suisse AG – HSI R Bear CBBC Jan 2017 K	200,000,000	2016/08/22	2017/01/26	50.00

MAIN BOARD CALLABLE BULL/BEAR CONTRACTS

Code	Callable Bull/Bear Contracts	No. of issue (units)	Listing date	Expiry	Amount raised (HK\$ mil.)
67831	Credit Suisse AG – HSI R Bear CBBC May 2017 A	200,000,000	2016/08/22	2017/05/29	56.00
67860	Goldman Sachs SP (Asia) – HSI R Bull CBBC Nov 2017 B	200,000,000	2016/08/22	2017/11/29	50.00
67863	Goldman Sachs SP (Asia) – HSI R Bull CBBC Nov 2017 C	200,000,000	2016/08/22	2017/11/29	50.00
67719	Goldman Sachs SP (Asia) – HSI R Bear CBBC Nov 2016 B	200,000,000	2016/08/22	2016/11/29	50.00
67696	HK Bank – CC Bank R Bear CBBC Apr 2017 C	40,000,000	2016/08/22	2017/04/28	10.00
67700	HK Bank – CSOP A50 ETF R Bull CBBC Jun 2017 A	50,000,000	2016/08/22	2017/06/30	12.50
67705	HK Bank – A50 R Bull CBBC Jul 2017 A	50,000,000	2016/08/22	2017/07/28	12.50
67758	HK Bank – HKEX R Bull CBBC Oct 2017 D	50,000,000	2016/08/22	2017/10/16	12.50
67694	HK Bank – HSCEI R Bull CBBC Jul 2017 E	60,000,000	2016/08/22	2017/07/28	15.00
67761	HK Bank – HSCEI R Bull CBBC Sep 2017 B	60,000,000	2016/08/22	2017/09/28	15.00
67711	HK Bank – HSI R Bull CBBC Jul 2017 J	150,000,000	2016/08/22	2017/07/28	37.50
67759	HK Bank – HSI R Bull CBBC Sep 2017 D	150,000,000	2016/08/22	2017/09/28	37.50
67756	HK Bank – Tencent R Bull CBBC Aug 2017 E	50,000,000	2016/08/22	2017/08/31	12.50
67689	Haitong Int'l Sec – HSI R Bull CBBC Oct 2017 S	200,000,000	2016/08/22	2017/10/30	50.60
67690	Haitong Int'l Sec – HSI R Bull CBBC Oct 2017 T	200,000,000	2016/08/22	2017/10/30	50.40
67691	Haitong Int'l Sec – HSI R Bear CBBC Jan 2017 A	200,000,000	2016/08/22	2017/01/26	50.20
67692	Haitong Int'l Sec – HSI R Bear CBBC Jan 2017 B	200,000,000	2016/08/22	2017/01/26	50.20
67894	J P Morgan SP BV – China Life R Bull CBBC Oct 2017 A	60,000,000	2016/08/22	2017/10/20	15.00
67905	J P Morgan SP BV – CSOP A50 ETF R Bull CBBC Oct 2017 A	100,000,000	2016/08/22	2017/10/20	25.00
67895	J P Morgan SP BV – A50 China R Bull CBBC Nov 2017 A	100,000,000	2016/08/22	2017/11/17	25.00
67904	J P Morgan SP BV – HKEX R Bull CBBC Oct 2017 D	40,000,000	2016/08/22	2017/10/20	10.00
67909	J P Morgan SP BV – HSCEI R Bull CBBC Dec 2017 B	100,000,000	2016/08/22	2017/12/28	25.00
67879	J P Morgan SP BV – HSI R Bull CBBC Nov 2017 R	200,000,000	2016/08/22	2017/11/29	50.00
67872	J P Morgan SP BV – HSI R Bull CBBC Jan 2018 R	200,000,000	2016/08/22	2018/01/30	50.00
67752	J P Morgan SP BV – HSI R Bear CBBC Nov 2016 C	200,000,000	2016/08/22	2016/11/29	50.00
67888	J P Morgan SP BV – HSI R Bear CBBC Dec 2016 E	200,000,000	2016/08/22	2016/12/29	50.00
67876	J P Morgan SP BV – HSI R Bear CBBC Dec 2016 Z	200,000,000	2016/08/22	2016/12/29	50.00
67870	J P Morgan SP BV – HSI R Bear CBBC Jan 2017 X	200,000,000	2016/08/22	2017/01/26	50.00
67873	J P Morgan SP BV – HSI R Bear CBBC Jan 2017 Y	200,000,000	2016/08/22	2017/01/26	50.00
67907	J P Morgan SP BV – Ping An R Bull CBBC Oct 2017 B	100,000,000	2016/08/22	2017/10/20	25.00
67896	J P Morgan SP BV – Tencent R Bull CBBC Jun 2017 E	40,000,000	2016/08/22	2017/06/16	10.00
67769	Macquarie Bank Ltd. – HSI R Bull CBBC Apr 2017 C	40,000,000	2016/08/22	2017/04/27	10.00
67724	SG Issuer – CSA50 R Bull CBBC Aug 2017 A	100,000,000	2016/08/22	2017/08/30	25.00
67728	SG Issuer – CSA50 R Bear CBBC Mar 2017 A	100,000,000	2016/08/22	2017/03/30	25.00
67742	SG Issuer – A50 R Bull CBBC Aug 2017 A	100,000,000	2016/08/22	2017/08/30	25.00
67743	SG Issuer – A50 R Bear CBBC Mar 2017 A	100,000,000	2016/08/22	2017/03/30	25.00
67734	SG Issuer – HKEX R Bull CBBC Oct 2017 B	100,000,000	2016/08/22	2017/10/30	25.00
67741	SG Issuer – HKEX R Bull CBBC Nov 2017 B	100,000,000	2016/08/22	2017/11/29	25.00
67771	SG Issuer – HSI R Bull CBBC Jan 2018 N	200,000,000	2016/08/22	2018/01/30	50.00
67772	SG Issuer – HSI R Bull CBBC Jan 2018 O	200,000,000	2016/08/22	2018/01/30	50.00
67776	SG Issuer – HSI R Bull CBBC Jan 2018 P	200,000,000	2016/08/22	2018/01/30	50.00
67730	SG Issuer – HSI R Bear CBBC Nov 2016 D	200,000,000	2016/08/22	2016/11/29	50.00
67733	SG Issuer – HSI R Bear CBBC Dec 2016 Q	200,000,000	2016/08/22	2016/12/29	50.00
67748	SG Issuer – Tencent R Bull CBBC Sep 2017 B	100,000,000	2016/08/22	2017/09/28	25.00
67749	SG Issuer – Tencent R Bear CBBC May 2017 A	100,000,000	2016/08/22	2017/05/29	25.00

MAIN BOARD CALLABLE BULL/BEAR CONTRACTS

Code	Callable Bull/Bear Contracts	No. of issue (units)	Listing date	Expiry	Amount raised (HK\$ mil.)
67808	UBS AG – HSI R Bull CBBC Oct 2017 P	200,000,000	2016/08/22	2017/10/30	50.00
67809	UBS AG – HSI R Bull CBBC Oct 2017 Q	200,000,000	2016/08/22	2017/10/30	50.00
67807	UBS AG – HSI R Bull CBBC Nov 2017 P	200,000,000	2016/08/22	2017/11/29	50.00
67804	UBS AG – HSI R Bear CBBC Nov 2016 O	200,000,000	2016/08/22	2016/11/29	50.00
67810	UBS AG – HSI R Bear CBBC Nov 2016 P	200,000,000	2016/08/22	2016/11/29	50.00
67805	UBS AG – HSI R Bear CBBC Dec 2016 L	200,000,000	2016/08/22	2016/12/29	50.00
67812	UBS AG – HSI R Bear CBBC Dec 2016 M	200,000,000	2016/08/22	2016/12/29	50.00
67813	UBS AG – HSI R Bear CBBC Dec 2016 N	200,000,000	2016/08/22	2016/12/29	50.00
67816	UBS AG – HSI R Bear CBBC Feb 2017 Z	200,000,000	2016/08/22	2017/02/27	50.00
67942	BNP Paribas Arbit Issu B.V. – HSI R Bear CBBC Feb 2017 T	250,000,000	2016/08/23	2017/02/27	62.50
67943	BNP Paribas Arbit Issu B.V. – HSI R Bear CBBC Feb 2017 Z	250,000,000	2016/08/23	2017/02/27	62.50
67953	BNP Paribas Arbit Issu B.V. – HSI R Bear CBBC Mar 2017 W	250,000,000	2016/08/23	2017/03/30	70.00
68042	Credit Suisse AG – HSI R Bull CBBC Oct 2017 E	200,000,000	2016/08/23	2017/10/30	50.00
68053	Credit Suisse AG – HSI R Bear CBBC Dec 2016 N	200,000,000	2016/08/23	2016/12/29	50.00
68039	Credit Suisse AG – Ping An R Bull CBBC Oct 2017 A	50,000,000	2016/08/23	2017/10/31	12.50
68040	Credit Suisse AG – Tencent R Bull CBBC Jul 2017 A	40,000,000	2016/08/23	2017/07/28	10.00
68041	Credit Suisse AG – Tencent R Bear CBBC Apr 2017 A	40,000,000	2016/08/23	2017/04/28	10.00
68050	Goldman Sachs SP (Asia) – HSI R Bull CBBC Dec 2017 T	200,000,000	2016/08/23	2017/12/28	50.00
68049	Goldman Sachs SP (Asia) – HSI R Bear CBBC Nov 2016 C	200,000,000	2016/08/23	2016/11/29	50.00
68012	HK Bank – ABC R Bull CBBC Jul 2017 A	50,000,000	2016/08/23	2017/07/31	12.50
68037	HK Bank – BOCL R Bull CBBC Aug 2017 A	50,000,000	2016/08/23	2017/08/28	12.50
68020	HK Bank – China Life R Bull CBBC Aug 2017 A	50,000,000	2016/08/23	2017/08/28	12.50
68013	HK Bank – HSCEI R Bear CBBC May 2017 A	50,000,000	2016/08/23	2017/05/29	12.50
68009	HK Bank – HSI R Bear CBBC Feb 2017 M	150,000,000	2016/08/23	2017/02/27	37.50
68003	HK Bank – HSI R Bear CBBC Mar 2017 L	150,000,000	2016/08/23	2017/03/30	37.50
68004	HK Bank – HSI R Bear CBBC Apr 2017 F	150,000,000	2016/08/23	2017/04/27	37.50
68007	HK Bank – HSI R Bear CBBC Oct 2017 C	150,000,000	2016/08/23	2017/10/30	37.50
68036	HK Bank – Tencent R Bull CBBC Aug 2017 F	50,000,000	2016/08/23	2017/08/28	12.50
68030	HK Bank – Tencent R Bull CBBC Oct 2017 A	40,000,000	2016/08/23	2017/10/30	10.00
67922	Haitong Int'l Sec – HSCEI R Bull CBBC Sep 2017 A	100,000,000	2016/08/23	2017/09/28	25.20
67924	Haitong Int'l Sec – HSCEI R Bear CBBC Jan 2017 A	100,000,000	2016/08/23	2017/01/26	25.10
67926	Haitong Int'l Sec – HSCEI R Bear CBBC Jan 2017 B	100,000,000	2016/08/23	2017/01/26	25.20
67927	Haitong Int'l Sec – HSCEI R Bear CBBC Mar 2017 A	100,000,000	2016/08/23	2017/03/30	25.20
67912	Haitong Int'l Sec – HSI R Bull CBBC Nov 2017 C	200,000,000	2016/08/23	2017/11/29	50.60
67915	Haitong Int'l Sec – HSI R Bull CBBC Nov 2017 D	200,000,000	2016/08/23	2017/11/29	50.80
67916	Haitong Int'l Sec – HSI R Bear CBBC Jan 2017 C	200,000,000	2016/08/23	2017/01/26	50.20
67919	Haitong Int'l Sec – HSI R Bear CBBC Jan 2017 D	200,000,000	2016/08/23	2017/01/26	50.00
67921	Haitong Int'l Sec – HSI R Bear CBBC Jan 2017 E	200,000,000	2016/08/23	2017/01/26	50.20
68087	J P Morgan SP BV – HSI R Bull CBBC Jan 2018 S	200,000,000	2016/08/23	2018/01/30	50.00
68098	J P Morgan SP BV – HSI R Bull CBBC Jan 2018 T	200,000,000	2016/08/23	2018/01/30	50.00
68099	J P Morgan SP BV – HSI R Bear CBBC Nov 2016 D	200,000,000	2016/08/23	2016/11/29	50.00
68101	J P Morgan SP BV – HSI R Bear CBBC Jan 2017 B	200,000,000	2016/08/23	2017/01/26	50.00
68100	J P Morgan SP BV – HSI R Bear CBBC Jan 2017 Z	200,000,000	2016/08/23	2017/01/26	50.00
68097	J P Morgan SP BV – Ping An R Bull CBBC Nov 2017 A	100,000,000	2016/08/23	2017/11/17	25.00
68088	J P Morgan SP BV – Tencent R Bull CBBC Aug 2017 E	40,000,000	2016/08/23	2017/08/18	10.00

MAIN BOARD CALLABLE BULL/BEAR CONTRACTS

Code	Callable Bull/Bear Contracts	No. of issue (units)	Listing date	Expiry	Amount raised (HK\$ mil.)
68093	J P Morgan SP BV – Tencent R Bear CBBC Jun 2017 A	40,000,000	2016/08/23	2017/06/16	10.40
67972	SG Issuer – CMob R Bull CBBC Sep 2017 A	100,000,000	2016/08/23	2017/09/28	25.00
67974	SG Issuer – CMob R Bull CBBC Oct 2017 D	100,000,000	2016/08/23	2017/10/30	25.00
67973	SG Issuer – CMob R Bull CBBC Nov 2017 A	100,000,000	2016/08/23	2017/11/29	25.00
67975	SG Issuer – CMob R Bull CBBC Dec 2017 A	100,000,000	2016/08/23	2017/12/28	25.00
67955	SG Issuer – CCB R Bull CBBC Aug 2017 A	40,000,000	2016/08/23	2017/08/30	10.00
67958	SG Issuer – CCB R Bull CBBC Oct 2017 A	40,000,000	2016/08/23	2017/10/30	10.00
67962	SG Issuer – CCB R Bear CBBC Apr 2017 A	40,000,000	2016/08/23	2017/04/27	10.00
68002	SG Issuer – China Life R Bull CBBC Sep 2018 A	100,000,000	2016/08/23	2018/09/27	25.00
68001	SG Issuer – China Life R Bull CBBC Nov 2018 A	100,000,000	2016/08/23	2018/11/29	25.00
67992	SG Issuer – HS H-SH ETF R Bull CBBC Oct 2017 A	100,000,000	2016/08/23	2017/10/30	25.00
67990	SG Issuer – HS H-SH ETF R Bull CBBC Dec 2017 A	100,000,000	2016/08/23	2017/12/28	25.00
67991	SG Issuer – HS H-SH ETF R Bull CBBC Jan 2018 A	100,000,000	2016/08/23	2018/01/30	25.00
67993	SG Issuer – HSBC R Bull CBBC Mar 2018 C	100,000,000	2016/08/23	2018/03/28	25.00
67995	SG Issuer – HSBC R Bull CBBC Sep 2018 C	100,000,000	2016/08/23	2018/09/27	25.00
67996	SG Issuer – HSBC R Bull CBBC Nov 2018 B	100,000,000	2016/08/23	2018/11/29	25.00
68043	SG Issuer – HSCEI R Bull CBBC Nov 2017 A	200,000,000	2016/08/23	2017/11/29	50.00
68047	SG Issuer – HSCEI R Bull CBBC Nov 2017 B	200,000,000	2016/08/23	2017/11/29	50.00
68044	SG Issuer – HSCEI R Bull CBBC Dec 2017 A	200,000,000	2016/08/23	2017/12/28	50.00
68048	SG Issuer – HSCEI R Bull CBBC Dec 2017 B	200,000,000	2016/08/23	2017/12/28	50.00
67978	SG Issuer – HSI R Bull CBBC Dec 2017 L	200,000,000	2016/08/23	2017/12/28	50.00
67979	SG Issuer – HSI R Bull CBBC Jan 2018 Q	200,000,000	2016/08/23	2018/01/30	50.00
67981	SG Issuer – HSI R Bear CBBC Nov 2016 V	200,000,000	2016/08/23	2016/11/29	50.00
67986	SG Issuer – HSI R Bear CBBC Dec 2016 R	200,000,000	2016/08/23	2016/12/29	50.00
68102	SG Issuer – HSI R Bear CBBC Feb 2017 A	200,000,000	2016/08/23	2017/02/27	50.00
68107	SG Issuer – HSI R Bear CBBC Feb 2017 B	200,000,000	2016/08/23	2017/02/27	50.00
68112	SG Issuer – HSI R Bear CBBC Feb 2017 C	200,000,000	2016/08/23	2017/02/27	50.00
68113	SG Issuer – HSI R Bear CBBC Feb 2017 D	200,000,000	2016/08/23	2017/02/27	50.00
67997	SG Issuer – Ping An R Bull CBBC Oct 2017 A	100,000,000	2016/08/23	2017/10/30	25.00
67998	SG Issuer – Ping An R Bull CBBC Nov 2017 B	100,000,000	2016/08/23	2017/11/29	25.00
67999	SG Issuer – Ping An R Bull CBBC Dec 2017 B	100,000,000	2016/08/23	2017/12/28	25.00
68000	SG Issuer – Tencent R Bull CBBC Sep 2017 C	100,000,000	2016/08/23	2017/09/28	25.00
68064	UBS AG – HSCEI R Bull CBBC Oct 2017 B	100,000,000	2016/08/23	2017/10/30	25.00
68055	UBS AG – HSI R Bull CBBC Dec 2017 V	200,000,000	2016/08/23	2017/12/28	50.00
68086	UBS AG – HSI R Bull CBBC Dec 2017 W	200,000,000	2016/08/23	2017/12/28	50.00
68066	UBS AG – HSI R Bear CBBC Nov 2016 Q	200,000,000	2016/08/23	2016/11/29	50.00
68065	UBS AG – HSI R Bear CBBC Dec 2016 O	200,000,000	2016/08/23	2016/12/29	50.00
68074	UBS AG – HSI R Bear CBBC Jan 2017 E	200,000,000	2016/08/23	2017/01/26	50.00
68080	UBS AG – HSI R Bear CBBC Mar 2017 B	200,000,000	2016/08/23	2017/03/30	50.00
68082	UBS AG – HSI R Bear CBBC Mar 2017 C	200,000,000	2016/08/23	2017/03/30	50.00
68085	UBS AG – HSI R Bear CBBC Apr 2017 A	200,000,000	2016/08/23	2017/04/27	76.00
68132	Credit Suisse AG – HSI R Bull CBBC Nov 2017 L	200,000,000	2016/08/24	2017/11/29	50.00
68134	Credit Suisse AG – HSI R Bull CBBC Nov 2017 Q	200,000,000	2016/08/24	2017/11/29	50.00
68135	Credit Suisse AG – HSI R Bear CBBC Nov 2016 X	200,000,000	2016/08/24	2016/11/29	50.00
68137	Credit Suisse AG – HSI R Bear CBBC Dec 2016 F	200,000,000	2016/08/24	2016/12/29	50.00

MAIN BOARD CALLABLE BULL/BEAR CONTRACTS

Code	Callable Bull/Bear Contracts	No. of issue (units)	Listing date	Expiry	Amount raised (HK\$ mil.)
68204	Goldman Sachs SP (Asia) – HSI R Bear CBBC Nov 2016 D	200,000,000	2016/08/24	2016/11/29	50.00
68123	HK Bank – CC Bank R Bear CBBC May 2017 A	40,000,000	2016/08/24	2017/05/15	10.00
68115	HK Bank – CM Bank R Bull CBBC Aug 2017 A	40,000,000	2016/08/24	2017/08/31	14.00
68119	HK Bank – CSOP A50 ETF R Bull CBBC Oct 2017 A	50,000,000	2016/08/24	2017/10/31	12.50
68116	HK Bank – A50 R Bull CBBC Aug 2017 A	50,000,000	2016/08/24	2017/08/31	12.50
68120	HK Bank – PICC P&C R Bull CBBC Sep 2017 A	40,000,000	2016/08/24	2017/09/29	10.00
68122	HK Bank – Tencent R Bear CBBC Aug 2017 B	40,000,000	2016/08/24	2017/08/31	14.00
68146	J P Morgan SP BV – HKEX R Bear CBBC Aug 2017 A	40,000,000	2016/08/24	2017/08/18	10.00
68149	J P Morgan SP BV – HSI R Bull CBBC Nov 2017 E	200,000,000	2016/08/24	2017/11/29	50.00
68140	J P Morgan SP BV – HSI R Bull CBBC Feb 2018 C	200,000,000	2016/08/24	2018/02/27	50.00
68155	J P Morgan SP BV – HSI R Bear CBBC Jan 2017 C	200,000,000	2016/08/24	2017/01/26	50.00
68162	SG Issuer – HSI R Bear CBBC Feb 2017 E	200,000,000	2016/08/24	2017/02/27	50.00
68165	SG Issuer – HSI R Bear CBBC Feb 2017 F	200,000,000	2016/08/24	2017/02/27	50.00
68171	SG Issuer – HSI R Bear CBBC Feb 2017 G	200,000,000	2016/08/24	2017/02/27	50.00
68181	SG Issuer – HSI R Bear CBBC Feb 2017 H	200,000,000	2016/08/24	2017/02/27	50.00
68183	SG Issuer – HSI R Bear CBBC Feb 2017 I	200,000,000	2016/08/24	2017/02/27	50.00
68186	SG Issuer – HSI R Bear CBBC Feb 2017 J	200,000,000	2016/08/24	2017/02/27	50.00
68188	SG Issuer – HSI R Bear CBBC Feb 2017 K	200,000,000	2016/08/24	2017/02/27	50.00
68197	SG Issuer – HSI R Bear CBBC Feb 2017 L	200,000,000	2016/08/24	2017/02/27	50.00
68199	SG Issuer – HSI R Bear CBBC Feb 2017 M	200,000,000	2016/08/24	2017/02/27	50.00
68200	SG Issuer – HSI R Bear CBBC Feb 2017 N	200,000,000	2016/08/24	2017/02/27	50.00
68131	UBS AG – HSI R Bull CBBC Nov 2017 Q	200,000,000	2016/08/24	2017/11/29	50.00
68129	UBS AG – HSI R Bear CBBC Nov 2016 R	200,000,000	2016/08/24	2016/11/29	50.00
68125	UBS AG – HSI R Bear CBBC Jan 2017 G	200,000,000	2016/08/24	2017/01/26	50.00
68235	BNP Paribas Arbit Issu B.V. – HSI R Bull CBBC Nov 2017 A	250,000,000	2016/08/25	2017/11/29	62.50
68234	BNP Paribas Arbit Issu B.V. – HSI R Bull CBBC Dec 2017 A	250,000,000	2016/08/25	2017/12/28	62.50
68209	BNP Paribas Arbit Issu B.V. – HSI R Bear CBBC Mar 2017 B	250,000,000	2016/08/25	2017/03/30	62.50
68237	BNP Paribas Arbit Issu B.V. – Ping An R Bull CBBC Jun 2017 B	50,000,000	2016/08/25	2017/06/30	12.50
68236	BNP Paribas Arbit Issu B.V. – Tencent R Bull CBBC Jun 2017 B	50,000,000	2016/08/25	2017/06/30	12.50
68283	Credit Suisse AG – HSI R Bull CBBC Nov 2017 C	200,000,000	2016/08/25	2017/11/29	50.00
68280	Credit Suisse AG – HSI R Bull CBBC Nov 2017 S	200,000,000	2016/08/25	2017/11/29	50.00
68307	Credit Suisse AG – HSI R Bull CBBC Dec 2017 Q	200,000,000	2016/08/25	2017/12/28	50.00
68271	Credit Suisse AG – HSI R Bear CBBC Dec 2016 Q	200,000,000	2016/08/25	2016/12/29	50.00
68275	Credit Suisse AG – HSI R Bear CBBC Dec 2016 R	200,000,000	2016/08/25	2016/12/29	50.00
68297	Credit Suisse AG – Ping An R Bull CBBC Sep 2017 C	50,000,000	2016/08/25	2017/09/28	12.50
68298	Credit Suisse AG – Ping An R Bull CBBC Sep 2017 D	50,000,000	2016/08/25	2017/09/28	12.50
68296	Credit Suisse AG – Ping An R Bear CBBC Mar 2017 A	40,000,000	2016/08/25	2017/03/30	10.00
68293	Credit Suisse AG – Ping An R Bear CBBC Apr 2017 A	40,000,000	2016/08/25	2017/04/27	10.00
68292	Credit Suisse AG – Tencent R Bull CBBC Jul 2017 B	40,000,000	2016/08/25	2017/07/28	10.00
68284	Credit Suisse AG – Tencent R Bear CBBC Apr 2017 B	40,000,000	2016/08/25	2017/04/06	10.00
68233	Goldman Sachs SP (Asia) – HSI R Bull CBBC Jan 2018 A	200,000,000	2016/08/25	2018/01/30	50.00
68208	Goldman Sachs SP (Asia) – HSI R Bear CBBC Nov 2016 E	200,000,000	2016/08/25	2016/11/29	50.00
68325	Goldman Sachs SP (Asia) – HSI R Bear CBBC Jan 2017 E	200,000,000	2016/08/25	2017/01/26	50.00
68214	HK Bank – CC Bank R Bull CBBC Aug 2017 C	50,000,000	2016/08/25	2017/08/21	12.50
68216	HK Bank – HKEX R Bear CBBC Mar 2017 A	40,000,000	2016/08/25	2017/03/27	10.00

MAIN BOARD CALLABLE BULL/BEAR CONTRACTS

Code	Callable Bull/Bear Contracts	No. of issue (units)	Listing date	Expiry	Amount raised (HK\$ mil.)
68217	HK Bank – HKEX R Bear CBBC Jun 2017 D	40,000,000	2016/08/25	2017/06/30	10.00
68221	HK Bank – HSI R Bull CBBC Aug 2017 H	150,000,000	2016/08/25	2017/08/30	37.50
68215	HK Bank – ICBC R Bull CBBC Aug 2017 C	50,000,000	2016/08/25	2017/08/31	12.50
68224	HK Bank – Tencent R Bull CBBC Aug 2017 G	50,000,000	2016/08/25	2017/08/21	12.50
68228	HK Bank – Tencent R Bull CBBC Aug 2017 H	50,000,000	2016/08/25	2017/08/14	12.50
68219	HK Bank – Tencent R Bear CBBC Feb 2017 E	40,000,000	2016/08/25	2017/02/27	10.00
68223	HK Bank – Tencent R Bear CBBC Mar 2017 A	40,000,000	2016/08/25	2017/03/31	10.00
68220	HK Bank – Tencent R Bear CBBC Apr 2017 D	40,000,000	2016/08/25	2017/04/28	12.00
68329	J P Morgan SP BV – CUni R Bull CBBC Sep 2017 A	50,000,000	2016/08/25	2017/09/15	12.50
68238	J P Morgan SP BV – HSI R Bull CBBC Oct 2017 J	200,000,000	2016/08/25	2017/10/30	50.00
68248	J P Morgan SP BV – HSI R Bull CBBC Jan 2018 U	200,000,000	2016/08/25	2018/01/30	50.00
68211	J P Morgan SP BV – HSI R Bear CBBC Nov 2016 B	200,000,000	2016/08/25	2016/11/29	50.00
68249	J P Morgan SP BV – HSI R Bear CBBC Jan 2017 D	200,000,000	2016/08/25	2017/01/26	50.00
68212	J P Morgan SP BV – HSI R Bear CBBC Jan 2017 E	200,000,000	2016/08/25	2017/01/26	50.00
68250	J P Morgan SP BV – Ping An R Bull CBBC Dec 2017 A	150,000,000	2016/08/25	2017/12/15	37.50
68332	J P Morgan SP BV – Tencent R Bull CBBC Jul 2017 H	40,000,000	2016/08/25	2017/07/21	10.00
68326	J P Morgan SP BV – Tencent R Bull CBBC Sep 2017 B	40,000,000	2016/08/25	2017/09/15	10.00
68331	J P Morgan SP BV – Tencent R Bear CBBC Jul 2017 A	40,000,000	2016/08/25	2017/07/21	10.00
68230	Macquarie Bank Ltd. – HSI R Bull CBBC Apr 2017 D	40,000,000	2016/08/25	2017/04/27	10.00
68323	SG Issuer – HSI R Bear CBBC Feb 2017 O	200,000,000	2016/08/25	2017/02/27	50.00
68253	SG Issuer – Tencent R Bull CBBC Sep 2017 D	100,000,000	2016/08/25	2017/09/28	25.00
68258	SG Issuer – Tencent R Bull CBBC Oct 2017 B	100,000,000	2016/08/25	2017/10/30	25.00
68256	SG Issuer – Tencent R Bull CBBC Nov 2017 A	100,000,000	2016/08/25	2017/11/29	25.00
68259	SG Issuer – Tencent R Bear CBBC Feb 2017 E	100,000,000	2016/08/25	2017/02/27	25.00
68264	SG Issuer – Tencent R Bear CBBC Mar 2017 B	100,000,000	2016/08/25	2017/03/30	25.00
68267	SG Issuer – Tencent R Bear CBBC May 2017 B	100,000,000	2016/08/25	2017/05/29	25.00
68321	UBS AG – HSI R Bull CBBC Sep 2017 Z	200,000,000	2016/08/25	2017/09/28	50.00
68317	UBS AG – HSI R Bull CBBC Nov 2017 R	200,000,000	2016/08/25	2017/11/29	50.00
68320	UBS AG – HSI R Bull CBBC Dec 2017 X	200,000,000	2016/08/25	2017/12/28	50.00
68312	UBS AG – HSI R Bear CBBC Nov 2016 S	200,000,000	2016/08/25	2016/11/29	50.00
68313	UBS AG – HSI R Bear CBBC Nov 2016 T	200,000,000	2016/08/25	2016/11/29	50.00
68315	UBS AG – HSI R Bear CBBC Dec 2016 P	200,000,000	2016/08/25	2016/12/29	50.00
68314	UBS AG – HSI R Bear CBBC Jan 2017 I	200,000,000	2016/08/25	2017/01/26	50.00
68322	UBS AG – Tencent R Bull CBBC Jun 2017 F	50,000,000	2016/08/25	2017/06/26	12.50
68403	Credit Suisse AG – HSI R Bull CBBC Sep 2017 E	200,000,000	2016/08/26	2017/09/28	50.00
68410	Credit Suisse AG – HSI R Bear CBBC Nov 2016 V	200,000,000	2016/08/26	2016/11/29	50.00
68411	Credit Suisse AG – HSI R Bear CBBC Jan 2017 L	200,000,000	2016/08/26	2017/01/26	50.00
68405	Credit Suisse AG – HSI R Bear CBBC Mar 2017 C	200,000,000	2016/08/26	2017/03/30	50.00
68333	Goldman Sachs SP (Asia) – HSI R Bull CBBC Jan 2018 B	200,000,000	2016/08/26	2018/01/30	50.00
68425	Goldman Sachs SP (Asia) – HSI R Bear CBBC Nov 2016 F	200,000,000	2016/08/26	2016/11/29	50.00
68337	HK Bank – CUni R Bull CBBC Aug 2017 A	40,000,000	2016/08/26	2017/08/07	10.00
68348	HK Bank – HKEX R Bull CBBC Jul 2017 B	40,000,000	2016/08/26	2017/07/17	10.00
68347	HK Bank – HSI R Bear CBBC Apr 2017 G	150,000,000	2016/08/26	2017/04/27	37.50
68354	HK Bank – Tencent R Bear CBBC Oct 2017 A	40,000,000	2016/08/26	2017/10/31	18.00
68365	Haitong Int'l Sec – HSI R Bull CBBC Oct 2017 U	200,000,000	2016/08/26	2017/10/30	50.40

MAIN BOARD CALLABLE BULL/BEAR CONTRACTS

Code	Callable Bull/Bear Contracts	No. of issue (units)	Listing date	Expiry	Amount raised (HK\$ mil.)
68372	Haitong Int'l Sec – HSI R Bull CBBC Oct 2017 V	200,000,000	2016/08/26	2017/10/30	50.40
68373	Haitong Int'l Sec – HSI R Bull CBBC Oct 2017 W	200,000,000	2016/08/26	2017/10/30	50.20
68380	Haitong Int'l Sec – HSI R Bear CBBC Jan 2017 F	200,000,000	2016/08/26	2017/01/26	50.00
68382	Haitong Int'l Sec – HSI R Bear CBBC Jan 2017 G	200,000,000	2016/08/26	2017/01/26	50.00
68422	J P Morgan SP BV – HSI R Bull CBBC Dec 2017 O	200,000,000	2016/08/26	2017/12/28	50.00
68383	Macquarie Bank Ltd. – HSI R Bear CBBC Mar 2017 K	40,000,000	2016/08/26	2017/03/30	10.20
68385	Macquarie Bank Ltd. – HSI R Bear CBBC Mar 2017 L	40,000,000	2016/08/26	2017/03/30	10.00
68336	SG Issuer – HSI R Bull CBBC Mar 2018 A	200,000,000	2016/08/26	2018/03/28	50.00
68416	SG Issuer – HSI R Bull CBBC Mar 2018 B	200,000,000	2016/08/26	2018/03/28	50.00
68417	SG Issuer – HSI R Bear CBBC Feb 2017 P	200,000,000	2016/08/26	2017/02/27	50.00
68418	SG Issuer – HSI R Bear CBBC Feb 2017 Q	200,000,000	2016/08/26	2017/02/27	50.00
68386	UBS AG – HSI R Bull CBBC Dec 2017 Y	200,000,000	2016/08/26	2017/12/28	50.00
68397	UBS AG – HSI R Bear CBBC Nov 2016 U	200,000,000	2016/08/26	2016/11/29	50.00
68399	UBS AG – HSI R Bear CBBC Nov 2016 V	200,000,000	2016/08/26	2016/11/29	50.00
68394	UBS AG – HSI R Bear CBBC Dec 2016 Q	200,000,000	2016/08/26	2016/12/29	50.00
68398	UBS AG – HSI R Bear CBBC Dec 2016 R	200,000,000	2016/08/26	2016/12/29	50.00
68390	UBS AG – HSI R Bear CBBC Jan 2017 J	200,000,000	2016/08/26	2017/01/26	50.00
68431	BNP Paribas Arbit Issu B.V. – HSI R Bull CBBC Nov 2017 B	250,000,000	2016/08/29	2017/11/29	62.50
68428	BNP Paribas Arbit Issu B.V. – HSI R Bull CBBC Dec 2017 B	250,000,000	2016/08/29	2017/12/28	62.50
68436	BNP Paribas Arbit Issu B.V. – HSI R Bear CBBC Mar 2017 E	250,000,000	2016/08/29	2017/03/30	62.50
68440	Credit Suisse AG – HSI R Bull CBBC Dec 2017 R	200,000,000	2016/08/29	2017/12/28	50.00
68441	Credit Suisse AG – HSI R Bear CBBC Nov 2016 Y	200,000,000	2016/08/29	2016/11/29	50.00
68457	Goldman Sachs SP (Asia) – HSI R Bull CBBC Jan 2018 C	200,000,000	2016/08/29	2018/01/30	50.00
68443	Goldman Sachs SP (Asia) – HSI R Bear CBBC Nov 2016 G	200,000,000	2016/08/29	2016/11/29	50.00
68461	J P Morgan SP BV – HKEX R Bull CBBC Nov 2017 D	40,000,000	2016/08/29	2017/11/17	10.00
68469	J P Morgan SP BV – HSI R Bull CBBC Nov 2017 C	200,000,000	2016/08/29	2017/11/29	50.00
68458	J P Morgan SP BV – HSI R Bear CBBC Dec 2016 F	200,000,000	2016/08/29	2016/12/29	50.00
68462	J P Morgan SP BV – Tencent R Bull CBBC Jun 2017 F	40,000,000	2016/08/29	2017/06/16	10.00
68465	J P Morgan SP BV – Tencent R Bear CBBC Aug 2017 A	40,000,000	2016/08/29	2017/08/18	10.00
68432	SG Issuer – HSI R Bull CBBC Mar 2018 C	200,000,000	2016/08/29	2018/03/28	50.00
68444	SG Issuer – HSI R Bear CBBC Feb 2017 R	200,000,000	2016/08/29	2017/02/27	50.00
68449	UBS AG – HSI R Bull CBBC Dec 2017 Z	200,000,000	2016/08/29	2017/12/28	50.00
68454	UBS AG – HSI R Bear CBBC Dec 2016 S	200,000,000	2016/08/29	2016/12/29	50.00
68456	UBS AG – HSI R Bear CBBC Jan 2017 K	200,000,000	2016/08/29	2017/01/26	50.00
68453	UBS AG – HSI R Bear CBBC Feb 2017 A	200,000,000	2016/08/29	2017/02/27	50.00
68505	Credit Suisse AG – HSI R Bull CBBC Nov 2017 D	200,000,000	2016/08/30	2017/11/29	50.00
68506	Credit Suisse AG – HSI R Bear CBBC Nov 2016 Z	200,000,000	2016/08/30	2016/11/29	50.00
68511	Goldman Sachs SP (Asia) – HSI R Bear CBBC Dec 2016 M	200,000,000	2016/08/30	2016/12/29	50.00
68470	HK Bank – HKEX R Bear CBBC Mar 2017 B	40,000,000	2016/08/30	2017/03/31	10.00
68477	HK Bank – HSCEI R Bear CBBC May 2017 B	50,000,000	2016/08/30	2017/05/29	12.50
68482	HK Bank – HSI R Bear CBBC Mar 2017 M	150,000,000	2016/08/30	2017/03/30	37.50
68473	HK Bank – ICBC R Bear CBBC Apr 2017 B	40,000,000	2016/08/30	2017/04/28	10.00
68475	HK Bank – Sands China R Bear CBBC Apr 2017 E	40,000,000	2016/08/30	2017/04/28	10.00
68548	J P Morgan SP BV – HSI R Bull CBBC Nov 2017 F	200,000,000	2016/08/30	2017/11/29	50.00
68550	J P Morgan SP BV – HSI R Bear CBBC Dec 2016 G	200,000,000	2016/08/30	2016/12/29	50.00

MAIN BOARD CALLABLE BULL/BEAR CONTRACTS

Code	Callable Bull/Bear Contracts	No. of issue (units)	Listing date	Expiry	Amount raised (HK\$ mil.)
68549	J P Morgan SP BV – Ping An R Bull CBBC Sep 2017 D	40,000,000	2016/08/30	2017/09/15	10.00
68483	SG Issuer – CCB R Bull CBBC Sep 2017 B	40,000,000	2016/08/30	2017/09/28	10.00
68486	SG Issuer – CCB R Bear CBBC Jun 2017 A	40,000,000	2016/08/30	2017/06/29	10.00
68487	SG Issuer – China Life R Bear CBBC Dec 2017 A	100,000,000	2016/08/30	2017/12/28	25.00
68496	SG Issuer – HSBC R Bear CBBC May 2017 A	100,000,000	2016/08/30	2017/05/29	25.00
68520	SG Issuer – HSI R Bull CBBC Mar 2018 D	200,000,000	2016/08/30	2018/03/28	50.00
68521	SG Issuer – HSI R Bear CBBC Feb 2017 S	200,000,000	2016/08/30	2017/02/27	50.00
68527	SG Issuer – HSI R Bear CBBC Feb 2017 T	200,000,000	2016/08/30	2017/02/27	50.00
68529	SG Issuer – HSI R Bear CBBC Feb 2017 U	200,000,000	2016/08/30	2017/02/27	50.00
68541	SG Issuer – HSI R Bear CBBC Feb 2017 V	200,000,000	2016/08/30	2017/02/27	50.00
68499	SG Issuer – Ping An R Bear CBBC Sep 2017 A	100,000,000	2016/08/30	2017/09/28	25.00
68507	UBS AG – HSI R Bull CBBC Nov 2017 V	200,000,000	2016/08/30	2017/11/29	50.00
68509	UBS AG – HSI R Bear CBBC Nov 2016 W	200,000,000	2016/08/30	2016/11/29	50.00
68566	BNP Paribas Arbit Issu B.V. – HSI R Bear CBBC Feb 2017 D	250,000,000	2016/08/31	2017/02/27	62.50
68553	Credit Suisse AG – HSI R Bull CBBC Oct 2017 B	200,000,000	2016/08/31	2017/10/30	50.00
68554	Credit Suisse AG – HSI R Bull CBBC Oct 2017 F	200,000,000	2016/08/31	2017/10/30	50.00
68565	Credit Suisse AG – HSI R Bear CBBC Dec 2016 G	200,000,000	2016/08/31	2016/12/29	50.00
68563	Credit Suisse AG – HSI R Bear CBBC Dec 2016 S	200,000,000	2016/08/31	2016/12/29	50.00
68551	Goldman Sachs SP (Asia) – HSI R Bull CBBC Nov 2017 D	200,000,000	2016/08/31	2017/11/29	50.00
68590	Goldman Sachs SP (Asia) – HSI R Bear CBBC Dec 2016 N	200,000,000	2016/08/31	2016/12/29	50.00
68595	Goldman Sachs SP (Asia) – HSI R Bear CBBC Dec 2016 O	200,000,000	2016/08/31	2016/12/29	50.00
68596	J P Morgan SP BV – HKEX R Bear CBBC Jul 2017 A	40,000,000	2016/08/31	2017/07/21	10.00
68581	J P Morgan SP BV – HSI R Bull CBBC Oct 2017 I	200,000,000	2016/08/31	2017/10/30	50.00
68579	J P Morgan SP BV – HSI R Bull CBBC Oct 2017 O	200,000,000	2016/08/31	2017/10/30	50.00
68603	J P Morgan SP BV – HSI R Bear CBBC Dec 2016 H	200,000,000	2016/08/31	2016/12/29	50.00
68604	J P Morgan SP BV – HSI R Bear CBBC Dec 2016 I	200,000,000	2016/08/31	2016/12/29	50.00
68582	SG Issuer – HSI R Bull CBBC Mar 2018 E	200,000,000	2016/08/31	2018/03/28	50.00
68585	SG Issuer – HSI R Bear CBBC Feb 2017 W	200,000,000	2016/08/31	2017/02/27	50.00
68586	SG Issuer – HSI R Bear CBBC Feb 2017 X	200,000,000	2016/08/31	2017/02/27	50.00
68571	UBS AG – HSI R Bull CBBC Oct 2017 H	200,000,000	2016/08/31	2017/10/30	50.00
68567	UBS AG – HSI R Bull CBBC Oct 2017 W	200,000,000	2016/08/31	2017/10/30	50.00
68572	UBS AG – HSI R Bear CBBC Jan 2017 H	200,000,000	2016/08/31	2017/01/26	50.00
68616	Credit Suisse AG – HSBC R Bull CBBC Nov 2017 A	50,000,000	2016/09/01	2017/11/24	12.50
68615	Credit Suisse AG – HSI R Bull CBBC Nov 2017 E	200,000,000	2016/09/01	2017/11/29	50.00
68613	Bank of East Asia – CSOP A50 ETF R Bull CBBC Sep 2017 A	40,000,000	2016/09/01	2017/09/22	10.00
68614	Bank of East Asia – A50 China R Bull CBBC Sep 2017 A	40,000,000	2016/09/01	2017/09/22	10.00
68608	Bank of East Asia – Ping An R Bull CBBC Dec 2017 A	29,000,000	2016/09/01	2017/12/22	10.15
68610	Bank of East Asia – Tencent R Bull CBBC Jun 2017 A	40,000,000	2016/09/01	2017/06/26	10.00
68609	Bank of East Asia – Tencent R Bear CBBC Apr 2017 C	40,000,000	2016/09/01	2017/04/07	10.00
68628	Goldman Sachs SP (Asia) – HSI R Bull CBBC Nov 2017 I	200,000,000	2016/09/01	2017/11/29	50.00
68635	Goldman Sachs SP (Asia) – HSI R Bear CBBC Dec 2016 P	200,000,000	2016/09/01	2016/12/29	50.00
68636	J P Morgan SP BV – HSI R Bear CBBC Dec 2016 K	200,000,000	2016/09/01	2016/12/29	50.00
68639	UBS AG – HSI R Bull CBBC Dec 2017 B	200,000,000	2016/09/01	2017/12/28	50.00
68619	UBS AG – HSI R Bear CBBC Dec 2016 T	200,000,000	2016/09/01	2016/12/29	50.00
68621	UBS AG – HSI R Bear CBBC Dec 2016 U	200,000,000	2016/09/01	2016/12/29	50.00

MAIN BOARD CALLABLE BULL/BEAR CONTRACTS

Code	Callable Bull/Bear Contracts	No. of issue (units)	Listing date	Expiry	Amount raised (HK\$ mil.)
68620	UBS AG – HSI R Bear CBBC Mar 2017 D	200,000,000	2016/09/01	2017/03/30	50.00
68647	Credit Suisse AG – HSI R Bull CBBC Aug 2017 F	200,000,000	2016/09/02	2017/08/30	50.00
68643	Credit Suisse AG – HSI R Bear CBBC Dec 2016 I	200,000,000	2016/09/02	2016/12/29	50.00
68660	Goldman Sachs SP (Asia) – HSI R Bull CBBC Nov 2017 J	200,000,000	2016/09/02	2017/11/29	50.00
68640	HK Bank – Lenovo R Bull CBBC Aug 2017 D	40,000,000	2016/09/02	2017/08/31	10.00
68641	HK Bank – Tencent R Bear CBBC Apr 2017 E	40,000,000	2016/09/02	2017/04/28	10.00
68655	J P Morgan SP BV – HSI R Bull CBBC Feb 2018 D	200,000,000	2016/09/02	2018/02/27	50.00
68653	J P Morgan SP BV – HSI R Bear CBBC Dec 2016 L	200,000,000	2016/09/02	2016/12/29	50.00
68662	SG Issuer – HSI R Bull CBBC Mar 2018 G	200,000,000	2016/09/02	2018/03/28	50.00
68663	SG Issuer – HSI R Bull CBBC Mar 2018 H	200,000,000	2016/09/02	2018/03/28	50.00
68667	SG Issuer – HSI R Bear CBBC Jan 2017 E	200,000,000	2016/09/02	2017/01/26	54.00
68668	SG Issuer – HSI R Bear CBBC Jan 2017 F	200,000,000	2016/09/02	2017/01/26	60.00
68648	UBS AG – HSI R Bear CBBC Dec 2016 V	200,000,000	2016/09/02	2016/12/29	50.00
68670	BNP Paribas Arbit Issu B.V. – HSI R Bull CBBC Nov 2017 C	250,000,000	2016/09/05	2017/11/29	62.50
68669	BNP Paribas Arbit Issu B.V. – HSI R Bull CBBC Dec 2017 C	250,000,000	2016/09/05	2017/12/28	62.50
68676	BNP Paribas Arbit Issu B.V. – HSI R Bear CBBC Mar 2017 K	250,000,000	2016/09/05	2017/03/30	62.50
68677	Credit Suisse AG – HSI R Bull CBBC Sep 2017 F	200,000,000	2016/09/05	2017/09/28	50.00
68679	Credit Suisse AG – HSI R Bear CBBC Dec 2016 Z	200,000,000	2016/09/05	2016/12/29	50.00
68671	Goldman Sachs SP (Asia) – HSI R Bull CBBC Dec 2017 U	200,000,000	2016/09/05	2017/12/28	50.00
68681	J P Morgan SP BV – HSI R Bull CBBC Oct 2017 P	200,000,000	2016/09/05	2017/10/30	50.00
68682	SG Issuer – HSI R Bull CBBC Mar 2018 I	200,000,000	2016/09/05	2018/03/28	50.00
68683	SG Issuer – HSI R Bear CBBC Feb 2017 Y	200,000,000	2016/09/05	2017/02/27	50.00
68686	UBS AG – HSI R Bull CBBC Nov 2017 Y	200,000,000	2016/09/05	2017/11/29	50.00
68688	UBS AG – HSI R Bear CBBC Feb 2017 B	200,000,000	2016/09/05	2017/02/27	50.00
68766	BNP Paribas Arbit Issu B.V. – HSI R Bull CBBC Dec 2017 D	250,000,000	2016/09/06	2017/12/28	62.50
68776	Credit Suisse AG – HSI R Bull CBBC Nov 2017 F	200,000,000	2016/09/06	2017/11/29	50.00
68775	Credit Suisse AG – HSI R Bear CBBC Jan 2017 N	200,000,000	2016/09/06	2017/01/26	50.00
68754	Goldman Sachs SP (Asia) – HSI R Bear CBBC Jan 2017 F	200,000,000	2016/09/06	2017/01/26	50.00
68758	HK Bank – China Life R Bull CBBC Jul 2017 D	50,000,000	2016/09/06	2017/07/31	12.50
68759	HK Bank – Galaxy Ent R Bear CBBC Jul 2017 A	40,000,000	2016/09/06	2017/07/31	10.00
68765	HK Bank – Tencent R Bull CBBC Jul 2017 H	50,000,000	2016/09/06	2017/07/31	12.50
68784	Haitong Int'l Sec – HSI R Bull CBBC Oct 2017 X	200,000,000	2016/09/06	2017/10/30	50.60
68785	Haitong Int'l Sec – HSI R Bull CBBC Oct 2017 Y	200,000,000	2016/09/06	2017/10/30	50.40
68788	Haitong Int'l Sec – HSI R Bull CBBC Oct 2017 Z	200,000,000	2016/09/06	2017/10/30	50.00
68791	Haitong Int'l Sec – HSI R Bear CBBC Dec 2016 K	200,000,000	2016/09/06	2016/12/29	50.60
68792	Haitong Int'l Sec – HSI R Bear CBBC Mar 2017 B	200,000,000	2016/09/06	2017/03/30	50.60
68797	J P Morgan SP BV – HKEX R Bull CBBC Nov 2017 E	40,000,000	2016/09/06	2017/11/17	10.00
68799	J P Morgan SP BV – HSI R Bull CBBC Oct 2017 Q	200,000,000	2016/09/06	2017/10/30	50.00
68793	J P Morgan SP BV – HSI R Bear CBBC Dec 2016 M	200,000,000	2016/09/06	2016/12/29	50.00
68796	J P Morgan SP BV – Tencent R Bull CBBC Sep 2017 C	40,000,000	2016/09/06	2017/09/15	10.00
68690	SG Issuer – CNOOC R Bull CBBC Aug 2017 A	40,000,000	2016/09/06	2017/08/30	10.00
68738	SG Issuer – CP&CC R Bull CBBC Aug 2017 A	40,000,000	2016/09/06	2017/08/30	10.00
68692	SG Issuer – Galaxy R Bull CBBC Jun 2017 A	40,000,000	2016/09/06	2017/06/29	17.20
68697	SG Issuer – Galaxy R Bull CBBC Aug 2017 A	40,000,000	2016/09/06	2017/08/30	10.00
68698	SG Issuer – Galaxy R Bear CBBC Sep 2017 A	100,000,000	2016/09/06	2017/09/28	25.00

MAIN BOARD CALLABLE BULL/BEAR CONTRACTS

Code	Callable Bull/Bear Contracts	No. of issue (units)	Listing date	Expiry	Amount raised (HK\$ mil.)
68741	SG Issuer – HKEX R Bear CBBC Apr 2017 A	100,000,000	2016/09/06	2017/04/27	25.00
68748	SG Issuer – HKEX R Bear CBBC Apr 2017 B	100,000,000	2016/09/06	2017/04/27	25.00
68751	SG Issuer – HKEX R Bear CBBC Aug 2017 A	100,000,000	2016/09/06	2017/08/30	31.00
68781	SG Issuer – HSI R Bull CBBC Dec 2017 M	200,000,000	2016/09/06	2017/12/28	50.00
68777	SG Issuer – HSI R Bull CBBC Mar 2018 J	200,000,000	2016/09/06	2018/03/28	50.00
68783	SG Issuer – HSI R Bear CBBC Jan 2017 G	200,000,000	2016/09/06	2017/01/26	50.00
68703	SG Issuer – PetroChina R Bull CBBC Aug 2017 A	40,000,000	2016/09/06	2017/08/30	10.00
68709	SG Issuer – Sands R Bull CBBC May 2017 A	40,000,000	2016/09/06	2017/05/29	19.20
68713	SG Issuer – Sands R Bull CBBC Jan 2018 A	40,000,000	2016/09/06	2018/01/30	11.60
68724	SG Issuer – Sands R Bear CBBC Feb 2017 A	40,000,000	2016/09/06	2017/02/27	23.60
68731	SG Issuer – Sands R Bear CBBC Jun 2017 A	100,000,000	2016/09/06	2017/06/29	25.00
68752	SG Issuer – Tencent R Bull CBBC Oct 2017 C	100,000,000	2016/09/06	2017/10/30	25.00
68753	SG Issuer – Tencent R Bull CBBC Dec 2017 A	100,000,000	2016/09/06	2017/12/28	25.00
68774	UBS AG – HSI R Bull CBBC Sep 2017 P	200,000,000	2016/09/06	2017/09/28	50.00
68773	UBS AG – HSI R Bull CBBC Dec 2017 C	200,000,000	2016/09/06	2017/12/28	50.00
68767	UBS AG – HSI R Bear CBBC Jan 2017 L	200,000,000	2016/09/06	2017/01/26	50.00
68807	BNP Paribas Arbit Issu B.V. – HSI R Bear CBBC Feb 2017 A	250,000,000	2016/09/07	2017/02/27	62.50
68827	Credit Suisse AG – HSBC R Bull CBBC Dec 2017 A	50,000,000	2016/09/07	2017/12/29	12.50
68828	Credit Suisse AG – HSBC R Bear CBBC Jan 2017 A	50,000,000	2016/09/07	2017/01/27	12.50
68830	Credit Suisse AG – HSI R Bull CBBC Oct 2017 G	200,000,000	2016/09/07	2017/10/30	50.00
68831	Credit Suisse AG – HSI R Bear CBBC Jan 2017 O	200,000,000	2016/09/07	2017/01/26	50.00
68802	Goldman Sachs SP (Asia) – HSI R Bull CBBC Dec 2017 V	200,000,000	2016/09/07	2017/12/28	50.00
68814	Goldman Sachs SP (Asia) – HSI R Bear CBBC Jan 2017 G	200,000,000	2016/09/07	2017/01/26	50.00
68821	J P Morgan SP BV – HSBC R Bull CBBC Nov 2017 D	100,000,000	2016/09/07	2017/11/17	25.00
68822	J P Morgan SP BV – HSBC R Bear CBBC Feb 2017 C	100,000,000	2016/09/07	2017/02/17	25.00
68820	J P Morgan SP BV – HSI R Bull CBBC Nov 2017 Z	200,000,000	2016/09/07	2017/11/29	50.00
68826	SG Issuer – HSI R Bull CBBC Mar 2018 K	200,000,000	2016/09/07	2018/03/28	50.00
68818	UBS AG – HSI R Bull CBBC Oct 2017 I	200,000,000	2016/09/07	2017/10/30	50.00
68815	UBS AG – HSI R Bear CBBC Dec 2016 W	200,000,000	2016/09/07	2016/12/29	50.00
68861	BNP Paribas Arbit Issu B.V. – HSI R Bull CBBC Nov 2017 D	250,000,000	2016/09/08	2017/11/29	62.50
68835	BNP Paribas Arbit Issu B.V. – HSI R Bear CBBC Mar 2017 I	250,000,000	2016/09/08	2017/03/30	62.50
68847	Credit Suisse AG – HSBC R Bull CBBC Dec 2017 B	50,000,000	2016/09/08	2017/12/15	12.50
68850	Credit Suisse AG – HSBC R Bear CBBC Feb 2017 B	50,000,000	2016/09/08	2017/02/10	12.50
68878	Credit Suisse AG – HSI R Bull CBBC Nov 2017 L	200,000,000	2016/09/08	2017/11/29	50.00
68873	Credit Suisse AG – HSI R Bull CBBC Dec 2017 S	200,000,000	2016/09/08	2017/12/28	50.00
68853	Credit Suisse AG – HSI R Bear CBBC Dec 2016 A	200,000,000	2016/09/08	2016/12/29	50.00
68854	Credit Suisse AG – HSI R Bear CBBC Jan 2017 P	200,000,000	2016/09/08	2017/01/26	50.00
68962	Bank of East Asia – CKH R Bull CBBC Dec 2017 A	40,000,000	2016/09/08	2017/12/15	10.00
68965	Bank of East Asia – China Life R Bull CBBC Sep 2017 A	40,000,000	2016/09/08	2017/09/28	10.00
68967	Bank of East Asia – Galaxy Ent R Bull CBBC Sep 2017 A	25,000,000	2016/09/08	2017/09/28	10.00
68936	Bank of East Asia – HSBC Holdings R Bull CBBC Dec 2017 A	40,000,000	2016/09/08	2017/12/15	10.00
68935	Bank of East Asia – HSBC Holdings R Bear CBBC Mar 2017 A	40,000,000	2016/09/08	2017/03/01	10.00
68887	Goldman Sachs SP (Asia) – HSI R Bull CBBC Feb 2018 A	200,000,000	2016/09/08	2018/02/27	50.00
68881	Goldman Sachs SP (Asia) – HSI R Bear CBBC Mar 2017 A	200,000,000	2016/09/08	2017/03/30	50.00
68884	Goldman Sachs SP (Asia) – HSI R Bear CBBC Mar 2017 B	200,000,000	2016/09/08	2017/03/30	50.00

MAIN BOARD CALLABLE BULL/BEAR CONTRACTS

Code	Callable Bull/Bear Contracts	No. of issue (units)	Listing date	Expiry	Amount raised (HK\$ mil.)
68839	Goldman Sachs SP (Asia) – HSI R Bear CBBC Dec 2017 A	200,000,000	2016/09/08	2017/12/28	50.00
68846	HK Bank – HSCEI R Bull CBBC Jul 2017 F	60,000,000	2016/09/08	2017/07/28	15.00
68842	HK Bank – HSI R Bull CBBC Jun 2017 H	150,000,000	2016/09/08	2017/06/29	37.50
68933	J P Morgan SP BV – Galaxy Ent R Bull CBBC Nov 2017 B	100,000,000	2016/09/08	2017/11/17	25.00
68924	J P Morgan SP BV – HSBC R Bull CBBC Dec 2017 C	100,000,000	2016/09/08	2017/12/15	25.00
68928	J P Morgan SP BV – HSBC R Bear CBBC Feb 2017 D	100,000,000	2016/09/08	2017/02/17	25.00
68934	J P Morgan SP BV – HSI R Bull CBBC Nov 2017 R	200,000,000	2016/09/08	2017/11/29	50.00
68906	J P Morgan SP BV – HSI R Bear CBBC Dec 2016 N	200,000,000	2016/09/08	2016/12/29	50.00
68931	J P Morgan SP BV – Sands China R Bull CBBC Sep 2017 B	100,000,000	2016/09/08	2017/09/15	25.00
68894	SG Issuer – HSI R Bull CBBC Mar 2018 L	200,000,000	2016/09/08	2018/03/28	50.00
68898	SG Issuer – HSI R Bull CBBC Mar 2018 M	200,000,000	2016/09/08	2018/03/28	50.00
68899	SG Issuer – HSI R Bear CBBC Jan 2017 H	200,000,000	2016/09/08	2017/01/26	50.00
68900	SG Issuer – HSI R Bear CBBC Jan 2017 I	200,000,000	2016/09/08	2017/01/26	50.00
68892	UBS AG – HSI R Bull CBBC Nov 2017 A	200,000,000	2016/09/08	2017/11/29	50.00
68891	UBS AG – HSI R Bull CBBC Nov 2017 K	200,000,000	2016/09/08	2017/11/29	50.00
68890	UBS AG – HSI R Bear CBBC Jan 2017 M	200,000,000	2016/09/08	2017/01/26	50.00
69003	BNP Paribas Arbit Issu B.V. – HSI R Bull CBBC Dec 2017 E	250,000,000	2016/09/09	2017/12/28	62.50
68968	BNP Paribas Arbit Issu B.V. – HSI R Bear CBBC Feb 2017 O	250,000,000	2016/09/09	2017/02/27	62.50
68969	BNP Paribas Arbit Issu B.V. – HSI R Bear CBBC Mar 2017 F	250,000,000	2016/09/09	2017/03/30	62.50
69006	BNP Paribas Arbit Issu B.V. – HSI R Bear CBBC Mar 2017 R	250,000,000	2016/09/09	2017/03/30	62.50
69032	Credit Suisse AG – HSI R Bull CBBC Oct 2017 A	200,000,000	2016/09/09	2017/10/30	50.00
69034	Credit Suisse AG – HSI R Bull CBBC Oct 2017 H	200,000,000	2016/09/09	2017/10/30	50.00
69017	Credit Suisse AG – HSI R Bear CBBC Dec 2016 B	200,000,000	2016/09/09	2016/12/29	50.00
69024	Credit Suisse AG – HSI R Bear CBBC Dec 2016 C	200,000,000	2016/09/09	2016/12/29	50.00
69021	Credit Suisse AG – HSI R Bear CBBC Jan 2017 Q	200,000,000	2016/09/09	2017/01/26	50.00
69025	Credit Suisse AG – HSI R Bear CBBC Jan 2017 R	200,000,000	2016/09/09	2017/01/26	50.00
69026	Credit Suisse AG – HSI R Bear CBBC Jan 2017 S	200,000,000	2016/09/09	2017/01/26	50.00
69027	Credit Suisse AG – HSI R Bear CBBC Mar 2017 D	200,000,000	2016/09/09	2017/03/30	50.00
69031	Credit Suisse AG – HSI R Bear CBBC Apr 2017 B	200,000,000	2016/09/09	2017/04/27	54.00
69056	Goldman Sachs SP (Asia) – HSI R Bull CBBC Feb 2018 B	200,000,000	2016/09/09	2018/02/27	50.00
68971	Goldman Sachs SP (Asia) – HSI R Bear CBBC Feb 2017 C	200,000,000	2016/09/09	2017/02/27	50.00
69054	Goldman Sachs SP (Asia) – HSI R Bear CBBC Feb 2017 D	200,000,000	2016/09/09	2017/02/27	50.00
69055	Goldman Sachs SP (Asia) – HSI R Bear CBBC Feb 2017 E	200,000,000	2016/09/09	2017/02/27	50.00
69001	HK Bank – ABC R Bull CBBC Aug 2017 C	50,000,000	2016/09/09	2017/08/11	12.50
69002	HK Bank – ABC R Bear CBBC May 2017 A	40,000,000	2016/09/09	2017/05/08	10.00
68983	HK Bank – BOCL R Bear CBBC May 2017 A	40,000,000	2016/09/09	2017/05/08	10.00
69000	HK Bank – CC Bank R Bear CBBC May 2017 B	40,000,000	2016/09/09	2017/05/08	10.00
68995	HK Bank – HSI R Bull CBBC Jun 2017 I	150,000,000	2016/09/09	2017/06/29	37.50
68998	HK Bank – HSI R Bull CBBC Jun 2017 J	150,000,000	2016/09/09	2017/06/29	37.50
68989	HK Bank – HSI R Bull CBBC Jul 2017 K	150,000,000	2016/09/09	2017/07/28	37.50
68992	HK Bank – HSI R Bull CBBC Aug 2017 I	150,000,000	2016/09/09	2017/08/30	37.50
68999	HK Bank – Sands China R Bull CBBC Aug 2017 C	40,000,000	2016/09/09	2017/08/11	10.00
68973	Haitong Int'l Sec – HSI R Bull CBBC Dec 2017 G	125,000,000	2016/09/09	2017/12/28	31.63
68979	Haitong Int'l Sec – HSI R Bull CBBC Dec 2017 H	125,000,000	2016/09/09	2017/12/28	31.63
68980	Haitong Int'l Sec – HSI R Bear CBBC Jan 2017 H	125,000,000	2016/09/09	2017/01/26	31.25

MAIN BOARD CALLABLE BULL/BEAR CONTRACTS

Code	Callable Bull/Bear Contracts	No. of issue (units)	Listing date	Expiry	Amount raised (HK\$ mil.)
68982	Haitong Int'l Sec – HSI R Bear CBBC Jan 2017 I	125,000,000	2016/09/09	2017/01/26	31.25
69067	J P Morgan SP BV – CKH R Bull CBBC Oct 2017 A	80,000,000	2016/09/09	2017/10/20	20.00
69062	J P Morgan SP BV – HSI R Bull CBBC Oct 2017 E	200,000,000	2016/09/09	2017/10/30	50.00
69065	J P Morgan SP BV – HSI R Bull CBBC Oct 2017 F	200,000,000	2016/09/09	2017/10/30	50.00
69057	J P Morgan SP BV – HSI R Bear CBBC Dec 2016 O	200,000,000	2016/09/09	2016/12/29	50.00
69066	J P Morgan SP BV – HSI R Bear CBBC Jan 2017 H	200,000,000	2016/09/09	2017/01/26	50.00
69061	J P Morgan SP BV – Ping An R Bull CBBC Dec 2017 B	100,000,000	2016/09/09	2017/12/15	25.00
69009	SG Issuer – HSBC R Bull CBBC Sep 2018 D	100,000,000	2016/09/09	2018/09/27	25.00
69010	SG Issuer – HSBC R Bull CBBC Nov 2018 C	100,000,000	2016/09/09	2018/11/29	25.00
69015	SG Issuer – HSBC R Bear CBBC May 2017 B	100,000,000	2016/09/09	2017/05/29	25.00
69016	SG Issuer – HSBC R Bear CBBC May 2017 C	100,000,000	2016/09/09	2017/05/29	25.00
69035	SG Issuer – HSI R Bull CBBC Mar 2018 N	200,000,000	2016/09/09	2018/03/28	50.00
69039	SG Issuer – HSI R Bull CBBC Mar 2018 O	200,000,000	2016/09/09	2018/03/28	50.00
69042	SG Issuer – HSI R Bull CBBC Mar 2018 P	200,000,000	2016/09/09	2018/03/28	50.00
69043	SG Issuer – HSI R Bear CBBC Jan 2017 J	200,000,000	2016/09/09	2017/01/26	50.00
69045	SG Issuer – HSI R Bear CBBC Jan 2017 K	200,000,000	2016/09/09	2017/01/26	50.00
69046	SG Issuer – HSI R Bear CBBC Jan 2017 L	200,000,000	2016/09/09	2017/01/26	50.00
69052	UBS AG – HSI R Bull CBBC Oct 2017 B	200,000,000	2016/09/09	2017/10/30	50.00
69051	UBS AG – HSI R Bull CBBC Dec 2017 D	200,000,000	2016/09/09	2017/12/28	50.00
69048	UBS AG – HSI R Bear CBBC Jan 2017 N	200,000,000	2016/09/09	2017/01/26	50.00
69049	UBS AG – HSI R Bear CBBC Feb 2017 C	200,000,000	2016/09/09	2017/02/27	50.00
69153	BNP Paribas Arbit Issu B.V. – HSCEI R Bull CBBC Dec 2017 A	100,000,000	2016/09/12	2017/12/28	25.00
69155	BNP Paribas Arbit Issu B.V. – HSCEI R Bear CBBC Mar 2017 H	100,000,000	2016/09/12	2017/03/30	25.00
69123	BNP Paribas Arbit Issu B.V. – HSI R Bull CBBC Nov 2017 E	250,000,000	2016/09/12	2017/11/29	62.50
69130	BNP Paribas Arbit Issu B.V. – HSI R Bull CBBC Nov 2017 F	250,000,000	2016/09/12	2017/11/29	62.50
69127	BNP Paribas Arbit Issu B.V. – HSI R Bull CBBC Dec 2017 F	250,000,000	2016/09/12	2017/12/28	62.50
69131	BNP Paribas Arbit Issu B.V. – HSI R Bull CBBC Dec 2017 G	250,000,000	2016/09/12	2017/12/28	62.50
69082	BNP Paribas Arbit Issu B.V. – HSI R Bear CBBC Feb 2017 E	250,000,000	2016/09/12	2017/02/27	62.50
69140	BNP Paribas Arbit Issu B.V. – HSI R Bear CBBC Feb 2017 F	250,000,000	2016/09/12	2017/02/27	62.50
69091	BNP Paribas Arbit Issu B.V. – HSI R Bear CBBC Feb 2017 J	250,000,000	2016/09/12	2017/02/27	62.50
69142	BNP Paribas Arbit Issu B.V. – HSI R Bear CBBC Feb 2017 M	250,000,000	2016/09/12	2017/02/27	65.00
69089	BNP Paribas Arbit Issu B.V. – HSI R Bear CBBC Mar 2017 C	250,000,000	2016/09/12	2017/03/30	62.50
69138	BNP Paribas Arbit Issu B.V. – HSI R Bear CBBC Mar 2017 G	250,000,000	2016/09/12	2017/03/30	62.50
69139	BNP Paribas Arbit Issu B.V. – HSI R Bear CBBC Mar 2017 O	250,000,000	2016/09/12	2017/03/30	62.50
69133	BNP Paribas Arbit Issu B.V. – HSI R Bear CBBC Mar 2017 P	250,000,000	2016/09/12	2017/03/30	62.50
69231	Credit Suisse AG – HSBC R Bull CBBC Nov 2017 B	60,000,000	2016/09/12	2017/11/10	15.00
69235	Credit Suisse AG – HSBC R Bear CBBC Apr 2017 A	60,000,000	2016/09/12	2017/04/13	15.00
69250	Credit Suisse AG – HSI R Bull CBBC Dec 2017 T	200,000,000	2016/09/12	2017/12/28	50.00
69251	Credit Suisse AG – HSI R Bull CBBC Dec 2017 U	200,000,000	2016/09/12	2017/12/28	50.00
69252	Credit Suisse AG – HSI R Bull CBBC Dec 2017 V	200,000,000	2016/09/12	2017/12/28	50.00
69253	Credit Suisse AG – HSI R Bull CBBC Dec 2017 W	200,000,000	2016/09/12	2017/12/28	50.00
69197	Credit Suisse AG – HSI R Bear CBBC Dec 2016 D	200,000,000	2016/09/12	2016/12/29	50.00
69198	Credit Suisse AG – HSI R Bear CBBC Dec 2016 J	200,000,000	2016/09/12	2016/12/29	50.00
69201	Credit Suisse AG – HSI R Bear CBBC Dec 2016 O	200,000,000	2016/09/12	2016/12/29	50.00
69200	Credit Suisse AG – HSI R Bear CBBC Jan 2017 T	200,000,000	2016/09/12	2017/01/26	50.00

MAIN BOARD CALLABLE BULL/BEAR CONTRACTS

Code	Callable Bull/Bear Contracts	No. of issue (units)	Listing date	Expiry	Amount raised (HK\$ mil.)
69207	Credit Suisse AG – HSI R Bear CBBC Feb 2017 B	200,000,000	2016/09/12	2017/02/27	50.00
69211	Credit Suisse AG – HSI R Bear CBBC Feb 2017 C	200,000,000	2016/09/12	2017/02/27	50.00
69223	Credit Suisse AG – HSI R Bear CBBC Feb 2017 D	200,000,000	2016/09/12	2017/02/27	50.00
69230	Credit Suisse AG – HSI R Bear CBBC Mar 2017 E	200,000,000	2016/09/12	2017/03/30	64.00
69244	Credit Suisse AG – Ping An R Bull CBBC Oct 2017 B	40,000,000	2016/09/12	2017/10/27	10.00
69245	Credit Suisse AG – Ping An R Bear CBBC May 2017 A	40,000,000	2016/09/12	2017/05/26	10.00
69242	Credit Suisse AG – Tencent R Bull CBBC Aug 2017 A	40,000,000	2016/09/12	2017/08/25	10.00
69243	Credit Suisse AG – Tencent R Bear CBBC Mar 2017 C	40,000,000	2016/09/12	2017/03/24	10.00
69179	Goldman Sachs SP (Asia) – HSI R Bull CBBC Oct 2017 T	200,000,000	2016/09/12	2017/10/30	50.00
69196	Goldman Sachs SP (Asia) – HSI R Bull CBBC Oct 2017 U	200,000,000	2016/09/12	2017/10/30	50.00
69068	Goldman Sachs SP (Asia) – HSI R Bear CBBC Feb 2017 F	200,000,000	2016/09/12	2017/02/27	50.00
69070	Goldman Sachs SP (Asia) – HSI R Bear CBBC Feb 2017 G	200,000,000	2016/09/12	2017/02/27	50.00
69120	HK Bank – HKEX R Bull CBBC Sep 2017 F	50,000,000	2016/09/12	2017/09/28	12.50
69117	HK Bank – HKEX R Bull CBBC Oct 2017 E	50,000,000	2016/09/12	2017/10/30	12.50
69102	HK Bank – HSCEI R Bull CBBC Jun 2017 B	60,000,000	2016/09/12	2017/06/29	15.00
69104	HK Bank – HSCEI R Bear CBBC May 2017 C	50,000,000	2016/09/12	2017/05/29	12.50
69093	HK Bank – HSI R Bull CBBC Aug 2017 J	150,000,000	2016/09/12	2017/08/30	37.50
69096	HK Bank – HSI R Bull CBBC Sep 2017 E	150,000,000	2016/09/12	2017/09/28	37.50
69097	HK Bank – HSI R Bear CBBC Mar 2017 N	150,000,000	2016/09/12	2017/03/30	37.50
69099	HK Bank – HSI R Bear CBBC Apr 2017 H	150,000,000	2016/09/12	2017/04/27	37.50
69106	HK Bank – Tencent R Bull CBBC Jul 2017 I	50,000,000	2016/09/12	2017/07/17	12.50
69110	HK Bank – Tencent R Bear CBBC Aug 2017 C	40,000,000	2016/09/12	2017/08/31	14.00
69072	Haitong Int'l Sec – HSI R Bull CBBC Dec 2017 I	150,000,000	2016/09/12	2017/12/28	37.65
69075	Haitong Int'l Sec – HSI R Bull CBBC Dec 2017 J	150,000,000	2016/09/12	2017/12/28	37.50
69076	Haitong Int'l Sec – HSI R Bear CBBC Jan 2017 J	150,000,000	2016/09/12	2017/01/26	37.65
69077	Haitong Int'l Sec – HSI R Bear CBBC Jan 2017 K	150,000,000	2016/09/12	2017/01/26	37.95
69080	Haitong Int'l Sec – HSI R Bear CBBC Jan 2017 L	150,000,000	2016/09/12	2017/01/26	37.65
69308	J P Morgan SP BV – HKEX R Bull CBBC Dec 2017 A	40,000,000	2016/09/12	2017/12/15	10.00
69310	J P Morgan SP BV – HSBC R Bull CBBC Nov 2017 E	100,000,000	2016/09/12	2017/11/17	25.00
69193	J P Morgan SP BV – HSI R Bull CBBC Oct 2017 G	200,000,000	2016/09/12	2017/10/30	50.00
69194	J P Morgan SP BV – HSI R Bull CBBC Nov 2017 C	200,000,000	2016/09/12	2017/11/29	50.00
69195	J P Morgan SP BV – HSI R Bull CBBC Dec 2017 O	200,000,000	2016/09/12	2017/12/28	50.00
69182	J P Morgan SP BV – HSI R Bear CBBC Dec 2016 P	200,000,000	2016/09/12	2016/12/29	50.00
69185	J P Morgan SP BV – HSI R Bear CBBC Dec 2016 R	200,000,000	2016/09/12	2016/12/29	50.00
69191	J P Morgan SP BV – HSI R Bear CBBC Dec 2016 S	200,000,000	2016/09/12	2016/12/29	50.00
69192	J P Morgan SP BV – HSI R Bear CBBC Jan 2017 J	200,000,000	2016/09/12	2017/01/26	50.00
69311	J P Morgan SP BV – Tencent R Bull CBBC Oct 2017 A	40,000,000	2016/09/12	2017/10/20	10.00
69307	J P Morgan SP BV – Tencent R Bear CBBC Sep 2017 A	40,000,000	2016/09/12	2017/09/15	10.00
69156	Macquarie Bank Ltd. – HSI R Bull CBBC Apr 2017 E	40,000,000	2016/09/12	2017/04/27	10.00
69157	Macquarie Bank Ltd. – HSI R Bull CBBC Apr 2017 F	40,000,000	2016/09/12	2017/04/27	10.20
69158	Macquarie Bank Ltd. – HSI R Bear CBBC Mar 2017 M	40,000,000	2016/09/12	2017/03/30	10.00
69162	SG Issuer – CKH R Bull CBBC Sep 2017 A	100,000,000	2016/09/12	2017/09/28	25.00
69161	SG Issuer – CKH R Bull CBBC Oct 2017 A	100,000,000	2016/09/12	2017/10/30	25.00
69160	SG Issuer – CKH R Bull CBBC Nov 2017 A	100,000,000	2016/09/12	2017/11/29	25.00
69159	SG Issuer – CKH R Bull CBBC Dec 2017 D	100,000,000	2016/09/12	2017/12/28	25.00

MAIN BOARD CALLABLE BULL/BEAR CONTRACTS

Code	Callable Bull/Bear Contracts	No. of issue (units)	Listing date	Expiry	Amount raised (HK\$ mil.)
69164	SG Issuer – CKH R Bear CBBC May 2018 A	100,000,000	2016/09/12	2018/05/30	25.00
69282	SG Issuer – HSI R Bull CBBC Jan 2018 R	200,000,000	2016/09/12	2018/01/30	50.00
69289	SG Issuer – HSI R Bull CBBC Jan 2018 S	200,000,000	2016/09/12	2018/01/30	50.00
69281	SG Issuer – HSI R Bull CBBC Mar 2018 Q	200,000,000	2016/09/12	2018/03/28	50.00
69290	SG Issuer – HSI R Bear CBBC Jan 2017 M	200,000,000	2016/09/12	2017/01/26	50.00
69293	SG Issuer – HSI R Bear CBBC Jan 2017 N	200,000,000	2016/09/12	2017/01/26	50.00
69297	SG Issuer – HSI R Bear CBBC Jan 2017 O	200,000,000	2016/09/12	2017/01/26	50.00
69298	SG Issuer – HSI R Bear CBBC Jan 2017 P	200,000,000	2016/09/12	2017/01/26	50.00
69300	SG Issuer – HSI R Bear CBBC Jan 2017 Q	200,000,000	2016/09/12	2017/01/26	50.00
69302	SG Issuer – HSI R Bear CBBC Jan 2017 R	200,000,000	2016/09/12	2017/01/26	50.00
69303	SG Issuer – HSI R Bear CBBC Jan 2017 S	200,000,000	2016/09/12	2017/01/26	50.00
69306	SG Issuer – HSI R Bear CBBC Jan 2017 T	200,000,000	2016/09/12	2017/01/26	50.00
69305	SG Issuer – HSI R Bear CBBC Feb 2017 R	200,000,000	2016/09/12	2017/02/27	53.00
69304	SG Issuer – HSI R Bear CBBC Feb 2017 Z	200,000,000	2016/09/12	2017/02/27	50.00
69165	SG Issuer – Ping An R Bull CBBC Nov 2017 C	100,000,000	2016/09/12	2017/11/29	25.00
69167	SG Issuer – Ping An R Bear CBBC Jul 2017 A	100,000,000	2016/09/12	2017/07/28	25.00
69168	SG Issuer – Ping An R Bear CBBC Sep 2017 B	100,000,000	2016/09/12	2017/09/28	25.00
69173	SG Issuer – Tencent R Bull CBBC Sep 2017 E	100,000,000	2016/09/12	2017/09/28	25.00
69169	SG Issuer – Tencent R Bull CBBC Nov 2017 B	100,000,000	2016/09/12	2017/11/29	25.00
69177	SG Issuer – Tencent R Bear CBBC Jun 2017 A	100,000,000	2016/09/12	2017/06/29	25.00
69262	UBS AG – HSI R Bull CBBC Sep 2017 K	200,000,000	2016/09/12	2017/09/28	50.00
69280	UBS AG – HSI R Bull CBBC Sep 2017 M	200,000,000	2016/09/12	2017/09/28	50.00
69275	UBS AG – HSI R Bull CBBC Oct 2017 P	200,000,000	2016/09/12	2017/10/30	50.00
69272	UBS AG – HSI R Bull CBBC Nov 2017 J	200,000,000	2016/09/12	2017/11/29	50.00
69279	UBS AG – HSI R Bull CBBC Dec 2017 E	200,000,000	2016/09/12	2017/12/28	50.00
69258	UBS AG – HSI R Bear CBBC Dec 2016 X	200,000,000	2016/09/12	2016/12/29	50.00
69261	UBS AG – HSI R Bear CBBC Dec 2016 Y	200,000,000	2016/09/12	2016/12/29	50.00
69259	UBS AG – HSI R Bear CBBC Feb 2017 E	200,000,000	2016/09/12	2017/02/27	50.00
69256	UBS AG – HSI R Bear CBBC Mar 2017 E	200,000,000	2016/09/12	2017/03/30	50.00
69330	BNP Paribas Arbit Issu B.V. – HSI R Bull CBBC Nov 2017 G	250,000,000	2016/09/13	2017/11/29	62.50
69331	BNP Paribas Arbit Issu B.V. – HSI R Bear CBBC Feb 2017 G	250,000,000	2016/09/13	2017/02/27	62.50
69312	BNP Paribas Arbit Issu B.V. – HSI R Bear CBBC Mar 2017 J	250,000,000	2016/09/13	2017/03/30	62.50
69380	Credit Suisse AG – HKEX R Bull CBBC Sep 2017 A	50,000,000	2016/09/13	2017/09/29	12.50
69339	Credit Suisse AG – HSCEI R Bull CBBC Nov 2017 B	100,000,000	2016/09/13	2017/11/29	25.00
69340	Credit Suisse AG – HSCEI R Bear CBBC Feb 2017 A	100,000,000	2016/09/13	2017/02/27	25.00
69385	Credit Suisse AG – HSI R Bull CBBC Nov 2017 C	200,000,000	2016/09/13	2017/11/29	50.00
69387	Credit Suisse AG – HSI R Bull CBBC Nov 2017 D	200,000,000	2016/09/13	2017/11/29	50.00
69383	Credit Suisse AG – HSI R Bull CBBC Nov 2017 Q	200,000,000	2016/09/13	2017/11/29	50.00
69386	Credit Suisse AG – HSI R Bull CBBC Nov 2017 S	200,000,000	2016/09/13	2017/11/29	50.00
69341	Credit Suisse AG – HSI R Bear CBBC Dec 2016 P	200,000,000	2016/09/13	2016/12/29	50.00
69342	Credit Suisse AG – HSI R Bear CBBC Feb 2017 E	200,000,000	2016/09/13	2017/02/27	50.00
69353	Credit Suisse AG – HSI R Bear CBBC Feb 2017 F	200,000,000	2016/09/13	2017/02/27	50.00
69355	Credit Suisse AG – HSI R Bear CBBC Mar 2017 F	200,000,000	2016/09/13	2017/03/30	50.00
69356	Credit Suisse AG – HSI R Bear CBBC Apr 2017 C	200,000,000	2016/09/13	2017/04/27	52.00
69364	Credit Suisse AG – Tencent R Bull CBBC Sep 2017 A	50,000,000	2016/09/13	2017/09/29	12.50

MAIN BOARD CALLABLE BULL/BEAR CONTRACTS

Code	Callable Bull/Bear Contracts	No. of issue (units)	Listing date	Expiry	Amount raised (HK\$ mil.)
69372	Credit Suisse AG – Tencent R Bear CBBC Apr 2017 C	40,000,000	2016/09/13	2017/04/28	12.00
69388	Goldman Sachs SP (Asia) – HSI R Bull CBBC Oct 2017 V	200,000,000	2016/09/13	2017/10/30	50.00
69389	Goldman Sachs SP (Asia) – HSI R Bull CBBC Jan 2018 D	200,000,000	2016/09/13	2018/01/30	50.00
69328	Goldman Sachs SP (Asia) – HSI R Bear CBBC Feb 2017 H	200,000,000	2016/09/13	2017/02/27	50.00
69391	Goldman Sachs SP (Asia) – HSI R Bear CBBC Mar 2017 C	200,000,000	2016/09/13	2017/03/30	50.00
69399	Goldman Sachs SP (Asia) – HSI R Bear CBBC Mar 2017 D	200,000,000	2016/09/13	2017/03/30	50.00
69400	Goldman Sachs SP (Asia) – HSI R Bear CBBC Mar 2017 E	200,000,000	2016/09/13	2017/03/30	50.00
69316	HK Bank – HKEX R Bull CBBC Sep 2017 G	50,000,000	2016/09/13	2017/09/28	12.50
69314	HK Bank – HSI R Bear CBBC May 2017 C	150,000,000	2016/09/13	2017/05/29	37.50
69320	HK Bank – HSI R Bear CBBC May 2017 D	200,000,000	2016/09/13	2017/05/29	50.00
69321	HK Bank – Tencent R Bull CBBC Jul 2017 J	50,000,000	2016/09/13	2017/07/24	12.50
69327	HK Bank – Tencent R Bull CBBC Aug 2017 I	50,000,000	2016/09/13	2017/08/31	12.50
69319	HK Bank – Tencent R Bear CBBC Nov 2017 A	40,000,000	2016/09/13	2017/11/30	18.00
69326	HK Bank – Tencent R Bear CBBC Nov 2017 B	40,000,000	2016/09/13	2017/11/30	20.00
69478	J P Morgan SP BV – AIA R Bull CBBC Oct 2017 A	100,000,000	2016/09/13	2017/10/20	25.00
69489	J P Morgan SP BV – China Life R Bull CBBC Jan 2018 A	100,000,000	2016/09/13	2018/01/19	25.00
69482	J P Morgan SP BV – HKEX R Bull CBBC Oct 2017 E	40,000,000	2016/09/13	2017/10/20	10.00
69477	J P Morgan SP BV – HSCEI R Bull CBBC Sep 2017 D	100,000,000	2016/09/13	2017/09/28	25.00
69476	J P Morgan SP BV – HSCEI R Bear CBBC Apr 2017 A	100,000,000	2016/09/13	2017/04/27	25.00
69475	J P Morgan SP BV – HSI R Bull CBBC Oct 2017 R	200,000,000	2016/09/13	2017/10/30	50.00
69473	J P Morgan SP BV – HSI R Bull CBBC Jan 2018 V	200,000,000	2016/09/13	2018/01/30	50.00
69470	J P Morgan SP BV – HSI R Bull CBBC Feb 2018 E	200,000,000	2016/09/13	2018/02/27	50.00
69466	J P Morgan SP BV – HSI R Bear CBBC Dec 2016 A	200,000,000	2016/09/13	2016/12/29	50.00
69462	J P Morgan SP BV – HSI R Bear CBBC Dec 2016 T	200,000,000	2016/09/13	2016/12/29	50.00
69464	J P Morgan SP BV – HSI R Bear CBBC Jan 2017 F	200,000,000	2016/09/13	2017/01/26	50.00
69465	J P Morgan SP BV – HSI R Bear CBBC Jan 2017 K	200,000,000	2016/09/13	2017/01/26	50.00
69463	J P Morgan SP BV – HSI R Bear CBBC Apr 2017 B	200,000,000	2016/09/13	2017/04/27	61.00
69479	J P Morgan SP BV – Ping An R Bull CBBC Nov 2017 B	150,000,000	2016/09/13	2017/11/17	37.50
69484	J P Morgan SP BV – Tencent R Bull CBBC Dec 2017 A	40,000,000	2016/09/13	2017/12/15	10.00
69483	J P Morgan SP BV – Tencent R Bear CBBC Oct 2017 A	40,000,000	2016/09/13	2017/10/20	10.00
69329	Macquarie Bank Ltd. – HSI R Bull CBBC Apr 2017 G	40,000,000	2016/09/13	2017/04/27	10.00
69426	SG Issuer – HSI R Bull CBBC Mar 2018 R	200,000,000	2016/09/13	2018/03/28	50.00
69427	SG Issuer – HSI R Bull CBBC Mar 2018 S	200,000,000	2016/09/13	2018/03/28	50.00
69437	SG Issuer – HSI R Bull CBBC Mar 2018 T	200,000,000	2016/09/13	2018/03/28	50.00
69439	SG Issuer – HSI R Bull CBBC Mar 2018 U	200,000,000	2016/09/13	2018/03/28	50.00
69444	SG Issuer – HSI R Bear CBBC Jan 2017 U	200,000,000	2016/09/13	2017/01/26	50.00
69445	SG Issuer – HSI R Bear CBBC Jan 2017 V	200,000,000	2016/09/13	2017/01/26	50.00
69454	SG Issuer – HSI R Bear CBBC Jan 2017 W	200,000,000	2016/09/13	2017/01/26	50.00
69457	SG Issuer – HSI R Bear CBBC Feb 2017 S	200,000,000	2016/09/13	2017/02/27	51.00
69458	SG Issuer – Tencent R Bull CBBC Nov 2017 C	100,000,000	2016/09/13	2017/11/29	25.00
69459	SG Issuer – Tencent R Bear CBBC May 2017 C	100,000,000	2016/09/13	2017/05/29	25.00
69460	SG Issuer – Tencent R Bear CBBC Jul 2017 A	100,000,000	2016/09/13	2017/07/28	25.00
69417	UBS AG – HSI R Bull CBBC Sep 2017 J	200,000,000	2016/09/13	2017/09/28	50.00
69416	UBS AG – HSI R Bull CBBC Sep 2017 N	200,000,000	2016/09/13	2017/09/28	50.00
69419	UBS AG – HSI R Bull CBBC Nov 2017 B	200,000,000	2016/09/13	2017/11/29	50.00

MAIN BOARD CALLABLE BULL/BEAR CONTRACTS

Code	Callable Bull/Bear Contracts	No. of issue (units)	Listing date	Expiry	Amount raised (HK\$ mil.)
69414	UBS AG – HSI R Bull CBBC Dec 2017 I	200,000,000	2016/09/13	2017/12/28	50.00
69404	UBS AG – HSI R Bear CBBC Jan 2017 F	200,000,000	2016/09/13	2017/01/26	50.00
69403	UBS AG – HSI R Bear CBBC Jan 2017 O	200,000,000	2016/09/13	2017/01/26	50.00
69407	UBS AG – HSI R Bear CBBC Feb 2017 F	200,000,000	2016/09/13	2017/02/27	50.00
69410	UBS AG – HSI R Bear CBBC Apr 2017 B	200,000,000	2016/09/13	2017/04/27	50.00
69499	BNP Paribas Arbit Issu B.V. – HSI R Bear CBBC Feb 2017 P	250,000,000	2016/09/14	2017/02/27	62.50
69562	Credit Suisse AG – China Life R Bull CBBC Aug 2017 A	40,000,000	2016/09/14	2017/08/31	10.00
69571	Credit Suisse AG – China Life R Bear CBBC Mar 2017 A	40,000,000	2016/09/14	2017/03/31	16.00
69546	Credit Suisse AG – HSI R Bull CBBC Oct 2017 I	200,000,000	2016/09/14	2017/10/30	50.00
69549	Credit Suisse AG – HSI R Bull CBBC Oct 2017 J	200,000,000	2016/09/14	2017/10/30	50.00
69554	Credit Suisse AG – HSI R Bull CBBC Oct 2017 K	200,000,000	2016/09/14	2017/10/30	50.00
69573	Credit Suisse AG – HSI R Bear CBBC Jan 2017 U	200,000,000	2016/09/14	2017/01/26	50.00
69574	Credit Suisse AG – HSI R Bear CBBC Jan 2017 V	200,000,000	2016/09/14	2017/01/26	50.00
69559	Credit Suisse AG – Ping An R Bull CBBC Nov 2017 A	40,000,000	2016/09/14	2017/11/30	10.00
69561	Credit Suisse AG – Ping An R Bear CBBC Mar 2017 B	40,000,000	2016/09/14	2017/03/31	10.00
69517	Goldman Sachs SP (Asia) – HSI R Bull CBBC Oct 2017 W	200,000,000	2016/09/14	2017/10/30	50.00
69512	Goldman Sachs SP (Asia) – HSI R Bear CBBC Feb 2017 I	200,000,000	2016/09/14	2017/02/27	50.00
69505	HK Bank – AIA R Bull CBBC Sep 2017 A	40,000,000	2016/09/14	2017/09/29	10.00
69511	HK Bank – Lenovo R Bull CBBC Aug 2017 E	40,000,000	2016/09/14	2017/08/31	10.00
69510	HK Bank – Tencent R Bear CBBC Dec 2017 A	40,000,000	2016/09/14	2017/12/22	22.00
69490	Haitong Int'l Sec – HSI R Bear CBBC Jan 2017 M	150,000,000	2016/09/14	2017/01/26	37.50
69491	Haitong Int'l Sec – HSI R Bear CBBC Jan 2017 N	150,000,000	2016/09/14	2017/01/26	37.50
69492	Haitong Int'l Sec – HSI R Bear CBBC Jan 2017 O	150,000,000	2016/09/14	2017/01/26	37.50
69497	Haitong Int'l Sec – HSI R Bear CBBC Jan 2017 P	150,000,000	2016/09/14	2017/01/26	37.65
69498	Haitong Int'l Sec – HSI R Bear CBBC Jan 2017 Q	150,000,000	2016/09/14	2017/01/26	37.65
69613	J P Morgan SP BV – China Life R Bull CBBC Dec 2017 A	100,000,000	2016/09/14	2017/12/15	25.00
69589	J P Morgan SP BV – A50 China R Bull CBBC Dec 2017 A	100,000,000	2016/09/14	2017/12/19	25.00
69616	J P Morgan SP BV – HSI R Bull CBBC Oct 2017 S	200,000,000	2016/09/14	2017/10/30	50.00
69582	J P Morgan SP BV – HSI R Bull CBBC Jan 2018 W	200,000,000	2016/09/14	2018/01/30	50.00
69617	J P Morgan SP BV – HSI R Bear CBBC Dec 2016 Q	200,000,000	2016/09/14	2016/12/29	50.00
69585	J P Morgan SP BV – HSI R Bear CBBC Dec 2016 U	200,000,000	2016/09/14	2016/12/29	50.00
69599	J P Morgan SP BV – Ping An R Bull CBBC Dec 2017 C	100,000,000	2016/09/14	2017/12/15	25.00
69615	J P Morgan SP BV – Tencent R Bull CBBC Nov 2017 A	40,000,000	2016/09/14	2017/11/17	10.00
69537	SG Issuer – China Life R Bear CBBC Mar 2017 A	40,000,000	2016/09/14	2017/03/30	10.00
69538	SG Issuer – China Life R Bear CBBC Apr 2017 B	40,000,000	2016/09/14	2017/04/27	13.60
69540	SG Issuer – HKEX R Bull CBBC Oct 2017 C	100,000,000	2016/09/14	2017/10/30	25.00
69542	SG Issuer – HKEX R Bull CBBC Nov 2017 C	100,000,000	2016/09/14	2017/11/29	25.00
69544	SG Issuer – HKEX R Bear CBBC Apr 2017 C	100,000,000	2016/09/14	2017/04/27	28.00
69575	SG Issuer – HSI R Bull CBBC Mar 2018 V	200,000,000	2016/09/14	2018/03/28	50.00
69578	SG Issuer – HSI R Bull CBBC Mar 2018 W	200,000,000	2016/09/14	2018/03/28	50.00
69579	SG Issuer – HSI R Bull CBBC Mar 2018 X	200,000,000	2016/09/14	2018/03/28	50.00
69581	SG Issuer – HSI R Bear CBBC Jan 2017 X	200,000,000	2016/09/14	2017/01/26	50.00
69520	UBS AG – HSCEI R Bear CBBC Jan 2017 B	100,000,000	2016/09/14	2017/01/26	25.00
69535	UBS AG – HSI R Bull CBBC Sep 2017 Q	200,000,000	2016/09/14	2017/09/28	50.00
69518	UBS AG – HSI R Bull CBBC Oct 2017 W	200,000,000	2016/09/14	2017/10/30	50.00

MAIN BOARD CALLABLE BULL/BEAR CONTRACTS

Code	Callable Bull/Bear Contracts	No. of issue (units)	Listing date	Expiry	Amount raised (HK\$ mil.)
69530	UBS AG – HSI R Bull CBBC Nov 2017 P	200,000,000	2016/09/14	2017/11/29	50.00
69525	UBS AG – HSI R Bear CBBC Dec 2016 Z	200,000,000	2016/09/14	2016/12/29	50.00
69521	UBS AG – HSI R Bear CBBC Feb 2017 G	200,000,000	2016/09/14	2017/02/27	50.00
69524	UBS AG – HSI R Bear CBBC Mar 2017 F	200,000,000	2016/09/14	2017/03/30	50.00
69523	UBS AG – HSI R Bear CBBC Apr 2017 C	200,000,000	2016/09/14	2017/04/27	50.00
69636	BNP Paribas Arbit Issu B.V. – HSCEI R Bull CBBC Nov 2017 A	100,000,000	2016/09/15	2017/11/29	25.00
69618	BNP Paribas Arbit Issu B.V. – HSI R Bull CBBC Nov 2017 H	250,000,000	2016/09/15	2017/11/29	62.50
69672	BNP Paribas Arbit Issu B.V. – HSI R Bull CBBC Nov 2017 I	250,000,000	2016/09/15	2017/11/29	62.50
69627	BNP Paribas Arbit Issu B.V. – HSI R Bear CBBC Feb 2017 Q	250,000,000	2016/09/15	2017/02/27	62.50
69629	BNP Paribas Arbit Issu B.V. – HSI R Bear CBBC Feb 2017 X	250,000,000	2016/09/15	2017/02/27	65.00
69623	BNP Paribas Arbit Issu B.V. – HSI R Bear CBBC Mar 2017 L	250,000,000	2016/09/15	2017/03/30	62.50
69697	Credit Suisse AG – HSI R Bull CBBC Dec 2017 X	200,000,000	2016/09/15	2017/12/28	50.00
69691	Credit Suisse AG – HSI R Bear CBBC Jan 2017 W	200,000,000	2016/09/15	2017/01/26	50.00
69696	Credit Suisse AG – HSI R Bear CBBC Jan 2017 X	200,000,000	2016/09/15	2017/01/26	50.00
69683	Credit Suisse AG – HSI R Bear CBBC Feb 2017 G	200,000,000	2016/09/15	2017/02/27	50.00
69689	Credit Suisse AG – HSI R Bear CBBC Mar 2017 G	200,000,000	2016/09/15	2017/03/30	50.00
69694	Credit Suisse AG – HSI R Bear CBBC Mar 2017 H	200,000,000	2016/09/15	2017/03/30	50.00
69650	Goldman Sachs SP (Asia) – HSI R Bull CBBC Oct 2017 X	200,000,000	2016/09/15	2017/10/30	50.00
69652	Goldman Sachs SP (Asia) – HSI R Bull CBBC Oct 2017 Y	200,000,000	2016/09/15	2017/10/30	50.00
69637	Goldman Sachs SP (Asia) – HSI R Bear CBBC Mar 2017 F	200,000,000	2016/09/15	2017/03/30	50.00
69676	J P Morgan SP BV – CSOP A50 ETF R Bull CBBC Jan 2018 A	100,000,000	2016/09/15	2018/01/19	25.00
69679	J P Morgan SP BV – HSI R Bull CBBC Oct 2017 T	200,000,000	2016/09/15	2017/10/30	50.00
69682	J P Morgan SP BV – HSI R Bull CBBC Jan 2018 X	200,000,000	2016/09/15	2018/01/30	50.00
69681	J P Morgan SP BV – HSI R Bull CBBC Feb 2018 F	200,000,000	2016/09/15	2018/02/27	50.00
69673	J P Morgan SP BV – HSI R Bear CBBC Jan 2017 L	200,000,000	2016/09/15	2017/01/26	50.00
69678	J P Morgan SP BV – Tencent R Bull CBBC Sep 2017 D	40,000,000	2016/09/15	2017/09/15	10.00
69639	SG Issuer – Galaxy R Bull CBBC Jun 2017 B	40,000,000	2016/09/15	2017/06/29	15.20
69640	SG Issuer – Galaxy R Bull CBBC Aug 2017 B	40,000,000	2016/09/15	2017/08/30	10.00
69641	SG Issuer – HSI R Bull CBBC Mar 2018 Y	200,000,000	2016/09/15	2018/03/28	50.00
69642	SG Issuer – HSI R Bull CBBC Mar 2018 Z	200,000,000	2016/09/15	2018/03/28	50.00
69644	SG Issuer – HSI R Bear CBBC Jan 2017 Y	200,000,000	2016/09/15	2017/01/26	50.00
69645	SG Issuer – Sands R Bull CBBC Jul 2017 B	40,000,000	2016/09/15	2017/07/28	21.60
69648	SG Issuer – Sands R Bull CBBC Jan 2018 B	40,000,000	2016/09/15	2018/01/30	10.00
69662	UBS AG – HSI R Bull CBBC Sep 2017 Y	200,000,000	2016/09/15	2017/09/28	50.00
69667	UBS AG – HSI R Bull CBBC Dec 2017 N	200,000,000	2016/09/15	2017/12/28	50.00
69654	UBS AG – HSI R Bear CBBC Feb 2017 D	200,000,000	2016/09/15	2017/02/27	50.00
69656	UBS AG – HSI R Bear CBBC Mar 2017 G	200,000,000	2016/09/15	2017/03/30	50.00
69659	UBS AG – HSI R Bear CBBC Mar 2017 H	200,000,000	2016/09/15	2017/03/30	50.00
69660	UBS AG – HSI R Bear CBBC Apr 2017 D	200,000,000	2016/09/15	2017/04/27	50.00
69661	UBS AG – HSI R Bear CBBC Apr 2017 E	200,000,000	2016/09/15	2017/04/27	50.00
69811	BNP Paribas Arbit Issu B.V. – HKEX R Bull CBBC Jun 2017 D	40,000,000	2016/09/19	2017/06/30	10.00
69809	BNP Paribas Arbit Issu B.V. – HSCEI R Bear CBBC Mar 2017 I	100,000,000	2016/09/19	2017/03/30	25.00
69785	BNP Paribas Arbit Issu B.V. – HSI R Bull CBBC Nov 2017 J	250,000,000	2016/09/19	2017/11/29	62.50
69784	BNP Paribas Arbit Issu B.V. – HSI R Bull CBBC Dec 2017 H	250,000,000	2016/09/19	2017/12/28	62.50
69786	BNP Paribas Arbit Issu B.V. – HSI R Bear CBBC Feb 2017 B	250,000,000	2016/09/19	2017/02/27	62.50

MAIN BOARD CALLABLE BULL/BEAR CONTRACTS

Code	Callable Bull/Bear Contracts	No. of issue (units)	Listing date	Expiry	Amount raised (HK\$ mil.)
69729	BNP Paribas Arbit Issu B.V. – HSI R Bear CBBC Feb 2017 H	250,000,000	2016/09/19	2017/02/27	62.50
69735	BNP Paribas Arbit Issu B.V. – HSI R Bear CBBC Mar 2017 D	250,000,000	2016/09/19	2017/03/30	62.50
69800	BNP Paribas Arbit Issu B.V. – HSI R Bear CBBC Mar 2017 M	250,000,000	2016/09/19	2017/03/30	62.50
69802	BNP Paribas Arbit Issu B.V. – HSI R Bear CBBC Mar 2017 N	250,000,000	2016/09/19	2017/03/30	62.50
69804	BNP Paribas Arbit Issu B.V. – HSI R Bear CBBC Mar 2017 S	250,000,000	2016/09/19	2017/03/30	62.50
69807	BNP Paribas Arbit Issu B.V. – HSI R Bear CBBC Mar 2017 V	250,000,000	2016/09/19	2017/03/30	65.00
69950	Credit Suisse AG – HKEX R Bull CBBC Sep 2017 B	60,000,000	2016/09/19	2017/09/29	15.00
69954	Credit Suisse AG – HKEX R Bear CBBC Feb 2017 A	60,000,000	2016/09/19	2017/02/28	15.00
69962	Credit Suisse AG – HKEX R Bear CBBC Mar 2017 A	60,000,000	2016/09/19	2017/03/31	15.00
69966	Credit Suisse AG – HSI R Bull CBBC Oct 2017 L	200,000,000	2016/09/19	2017/10/30	50.00
69968	Credit Suisse AG – HSI R Bull CBBC Oct 2017 M	200,000,000	2016/09/19	2017/10/30	50.00
69972	Credit Suisse AG – HSI R Bull CBBC Oct 2017 N	200,000,000	2016/09/19	2017/10/30	50.00
69894	Credit Suisse AG – HSI R Bear CBBC Dec 2016 F	200,000,000	2016/09/19	2016/12/29	50.00
69900	Credit Suisse AG – HSI R Bear CBBC Dec 2016 N	200,000,000	2016/09/19	2016/12/29	50.00
69909	Credit Suisse AG – HSI R Bear CBBC Jan 2017 Y	200,000,000	2016/09/19	2017/01/26	50.00
69928	Credit Suisse AG – HSI R Bear CBBC Jan 2017 Z	200,000,000	2016/09/19	2017/01/26	50.00
69904	Credit Suisse AG – HSI R Bear CBBC Feb 2017 H	200,000,000	2016/09/19	2017/02/27	50.00
69905	Credit Suisse AG – HSI R Bear CBBC Feb 2017 I	200,000,000	2016/09/19	2017/02/27	50.00
69906	Credit Suisse AG – HSI R Bear CBBC Feb 2017 J	200,000,000	2016/09/19	2017/02/27	50.00
69927	Credit Suisse AG – HSI R Bear CBBC Feb 2017 K	200,000,000	2016/09/19	2017/02/27	50.00
69931	Credit Suisse AG – HSI R Bear CBBC Feb 2017 L	200,000,000	2016/09/19	2017/02/27	54.00
69917	Credit Suisse AG – HSI R Bear CBBC Mar 2017 I	200,000,000	2016/09/19	2017/03/30	60.00
69933	Credit Suisse AG – HSI R Bear CBBC Mar 2017 J	200,000,000	2016/09/19	2017/03/30	64.00
69911	Credit Suisse AG – HSI R Bear CBBC Apr 2017 D	200,000,000	2016/09/19	2017/04/27	56.00
69923	Credit Suisse AG – HSI R Bear CBBC Apr 2017 E	200,000,000	2016/09/19	2017/04/27	70.00
69892	Goldman Sachs SP (Asia) – HSI R Bull CBBC Oct 2017 Z	200,000,000	2016/09/19	2017/10/30	50.00
69734	Goldman Sachs SP (Asia) – HSI R Bear CBBC Feb 2017 J	200,000,000	2016/09/19	2017/02/27	50.00
69848	Goldman Sachs SP (Asia) – HSI R Bear CBBC Feb 2017 K	200,000,000	2016/09/19	2017/02/27	50.00
69854	Goldman Sachs SP (Asia) – HSI R Bear CBBC Feb 2017 L	200,000,000	2016/09/19	2017/02/27	50.00
69858	Goldman Sachs SP (Asia) – HSI R Bear CBBC Feb 2017 M	200,000,000	2016/09/19	2017/02/27	50.00
69980	Goldman Sachs SP (Asia) – HSI R Bear CBBC Feb 2017 N	200,000,000	2016/09/19	2017/02/27	50.00
69993	Goldman Sachs SP (Asia) – HSI R Bear CBBC Feb 2017 O	200,000,000	2016/09/19	2017/02/27	50.00
69731	Goldman Sachs SP (Asia) – HSI R Bear CBBC Mar 2017 G	200,000,000	2016/09/19	2017/03/30	50.00
69777	Goldman Sachs SP (Asia) – HSI R Bear CBBC Mar 2017 K	200,000,000	2016/09/19	2017/03/30	50.00
69779	Goldman Sachs SP (Asia) – HSI R Bear CBBC Mar 2017 L	200,000,000	2016/09/19	2017/03/30	50.00
69780	Goldman Sachs SP (Asia) – HSI R Bear CBBC Mar 2017 M	200,000,000	2016/09/19	2017/03/30	50.00
69782	Goldman Sachs SP (Asia) – HSI R Bear CBBC Mar 2017 N	200,000,000	2016/09/19	2017/03/30	50.00
69846	Goldman Sachs SP (Asia) – HSI R Bear CBBC Mar 2017 O	200,000,000	2016/09/19	2017/03/30	50.00
69752	HK Bank – China Life R Bull CBBC Sep 2017 A	50,000,000	2016/09/19	2017/09/25	12.50
69758	HK Bank – A50 R Bull CBBC Jun 2017 A	50,000,000	2016/09/19	2017/06/30	12.50
69742	HK Bank – A50 R Bull CBBC Oct 2017 A	50,000,000	2016/09/19	2017/10/30	12.50
69750	HK Bank – HKEX R Bull CBBC Oct 2017 F	50,000,000	2016/09/19	2017/10/30	12.50
69751	HK Bank – HKEX R Bull CBBC Nov 2017 A	50,000,000	2016/09/19	2017/11/29	12.50
69744	HK Bank – HSCEI R Bull CBBC Oct 2017 A	60,000,000	2016/09/19	2017/10/30	15.00
69745	HK Bank – HSCEI R Bear CBBC Oct 2017 A	60,000,000	2016/09/19	2017/10/30	15.00

MAIN BOARD CALLABLE BULL/BEAR CONTRACTS

Code	Callable Bull/Bear Contracts	No. of issue (units)	Listing date	Expiry	Amount raised (HK\$ mil.)
69743	HK Bank – HSI R Bull CBBC Jun 2017 K	150,000,000	2016/09/19	2017/06/29	37.50
69756	HK Bank – HSI R Bear CBBC Oct 2017 D	200,000,000	2016/09/19	2017/10/30	50.00
69757	HK Bank – HSI R Bear CBBC Nov 2017 B	200,000,000	2016/09/19	2017/11/29	50.00
69698	Haitong Int'l Sec – HSI R Bull CBBC Nov 2017 E	150,000,000	2016/09/19	2017/11/29	37.80
69699	Haitong Int'l Sec – HSI R Bull CBBC Nov 2017 F	150,000,000	2016/09/19	2017/11/29	38.40
69701	Haitong Int'l Sec – HSI R Bull CBBC Nov 2017 G	150,000,000	2016/09/19	2017/11/29	37.80
69702	Haitong Int'l Sec – HSI R Bear CBBC Jan 2017 R	150,000,000	2016/09/19	2017/01/26	37.65
69703	Haitong Int'l Sec – HSI R Bear CBBC Jan 2017 S	150,000,000	2016/09/19	2017/01/26	37.80
69705	Haitong Int'l Sec – HSI R Bear CBBC Jan 2017 T	150,000,000	2016/09/19	2017/01/26	37.65
69721	Haitong Int'l Sec – HSI R Bear CBBC Jan 2017 U	150,000,000	2016/09/19	2017/01/26	37.95
69722	Haitong Int'l Sec – HSI R Bear CBBC Jan 2017 V	150,000,000	2016/09/19	2017/01/26	37.65
60048	J P Morgan SP BV – China Life R Bull CBBC Nov 2017 A	100,000,000	2016/09/19	2017/11/17	25.00
60046	J P Morgan SP BV – HKEX R Bull CBBC Sep 2017 H	40,000,000	2016/09/19	2017/09/15	10.00
60047	J P Morgan SP BV – HKEX R Bull CBBC Oct 2017 F	40,000,000	2016/09/19	2017/10/20	10.00
60056	J P Morgan SP BV – HSI R Bull CBBC Oct 2017 U	200,000,000	2016/09/19	2017/10/30	50.00
60057	J P Morgan SP BV – HSI R Bull CBBC Jan 2018 Y	200,000,000	2016/09/19	2018/01/30	50.00
60059	J P Morgan SP BV – HSI R Bull CBBC Feb 2018 G	200,000,000	2016/09/19	2018/02/27	50.00
60049	J P Morgan SP BV – HSI R Bear CBBC Dec 2016 V	200,000,000	2016/09/19	2016/12/29	50.00
60051	J P Morgan SP BV – HSI R Bear CBBC Jan 2017 G	200,000,000	2016/09/19	2017/01/26	50.00
69762	J P Morgan SP BV – HSI R Bear CBBC Jan 2017 M	200,000,000	2016/09/19	2017/01/26	50.00
60054	J P Morgan SP BV – HSI R Bear CBBC Mar 2017 A	200,000,000	2016/09/19	2017/03/30	50.00
60053	J P Morgan SP BV – HSI R Bear CBBC Apr 2017 C	200,000,000	2016/09/19	2017/04/27	50.00
69814	Macquarie Bank Ltd. – HSI R Bull CBBC Apr 2017 H	40,000,000	2016/09/19	2017/04/27	10.00
69815	Macquarie Bank Ltd. – HSI R Bull CBBC Apr 2017 I	40,000,000	2016/09/19	2017/04/27	10.20
69816	Macquarie Bank Ltd. – HSI R Bear CBBC Mar 2017 N	40,000,000	2016/09/19	2017/03/30	10.00
69818	Macquarie Bank Ltd. – HSI R Bear CBBC Mar 2017 O	40,000,000	2016/09/19	2017/03/30	10.20
69860	SG Issuer – AIA R Bull CBBC Sep 2017 B	100,000,000	2016/09/19	2017/09/28	25.00
69819	SG Issuer – AIA R Bull CBBC Nov 2017 B	100,000,000	2016/09/19	2017/11/29	25.00
69862	SG Issuer – AIA R Bull CBBC Nov 2017 C	100,000,000	2016/09/19	2017/11/29	25.00
69863	SG Issuer – AIA R Bull CBBC Jan 2018 A	100,000,000	2016/09/19	2018/01/30	25.00
69820	SG Issuer – AIA R Bear CBBC May 2017 A	100,000,000	2016/09/19	2017/05/29	25.00
69865	SG Issuer – CMob R Bull CBBC Dec 2017 B	100,000,000	2016/09/19	2017/12/28	25.00
69866	SG Issuer – CMob R Bear CBBC Jun 2017 A	100,000,000	2016/09/19	2017/06/29	25.00
69823	SG Issuer – CKP R Bull CBBC Aug 2017 A	100,000,000	2016/09/19	2017/08/30	25.00
69826	SG Issuer – CKP R Bull CBBC Oct 2017 B	100,000,000	2016/09/19	2017/10/30	25.00
69822	SG Issuer – CKP R Bull CBBC Dec 2017 B	100,000,000	2016/09/19	2017/12/28	25.00
69829	SG Issuer – CKP R Bear CBBC May 2017 A	100,000,000	2016/09/19	2017/05/29	25.00
69836	SG Issuer – China Life R Bull CBBC Nov 2017 A	40,000,000	2016/09/19	2017/11/29	10.00
69832	SG Issuer – China Life R Bull CBBC Dec 2017 B	40,000,000	2016/09/19	2017/12/28	12.40
69837	SG Issuer – China Life R Bull CBBC Dec 2017 C	40,000,000	2016/09/19	2017/12/28	10.00
69831	SG Issuer – China Life R Bull CBBC May 2018 A	40,000,000	2016/09/19	2018/05/30	16.40
69840	SG Issuer – China Life R Bear CBBC Jun 2017 A	40,000,000	2016/09/19	2017/06/29	12.40
69841	SG Issuer – China Life R Bear CBBC Sep 2017 A	40,000,000	2016/09/19	2017/09/28	16.40
69843	SG Issuer – Galaxy R Bear CBBC Sep 2017 B	100,000,000	2016/09/19	2017/09/28	25.00
69867	SG Issuer – HKEX R Bull CBBC Oct 2017 D	100,000,000	2016/09/19	2017/10/30	25.00

MAIN BOARD CALLABLE BULL/BEAR CONTRACTS

Code	Callable Bull/Bear Contracts	No. of issue (units)	Listing date	Expiry	Amount raised (HK\$ mil.)
69877	SG Issuer – HKEX R Bull CBBC Oct 2017 E	100,000,000	2016/09/19	2017/10/30	25.00
69870	SG Issuer – HKEX R Bull CBBC Nov 2017 D	100,000,000	2016/09/19	2017/11/29	25.00
69876	SG Issuer – HKEX R Bull CBBC Dec 2017 B	100,000,000	2016/09/19	2017/12/28	25.00
69878	SG Issuer – HKEX R Bear CBBC Mar 2017 C	100,000,000	2016/09/19	2017/03/30	25.00
69880	SG Issuer – HKEX R Bear CBBC May 2017 A	100,000,000	2016/09/19	2017/05/29	25.00
69883	SG Issuer – HKEX R Bear CBBC May 2017 B	100,000,000	2016/09/19	2017/05/29	28.00
69884	SG Issuer – HKEX R Bear CBBC Jun 2017 A	100,000,000	2016/09/19	2017/06/29	32.00
69885	SG Issuer – HSBC R Bear CBBC Aug 2017 A	100,000,000	2016/09/19	2017/08/30	25.00
69886	SG Issuer – HSBC R Bear CBBC Aug 2017 B	100,000,000	2016/09/19	2017/08/30	25.00
60029	SG Issuer – HSI R Bull CBBC Mar 2018 A	200,000,000	2016/09/19	2018/03/28	50.00
60030	SG Issuer – HSI R Bull CBBC Mar 2018 B	200,000,000	2016/09/19	2018/03/28	50.00
60028	SG Issuer – HSI R Bull CBBC Mar 2018 F	200,000,000	2016/09/19	2018/03/28	50.00
60038	SG Issuer – HSI R Bear CBBC Jan 2017 C	200,000,000	2016/09/19	2017/01/26	50.00
60039	SG Issuer – HSI R Bear CBBC Jan 2017 D	200,000,000	2016/09/19	2017/01/26	50.00
60036	SG Issuer – HSI R Bear CBBC Jan 2017 G	200,000,000	2016/09/19	2017/01/26	50.00
60037	SG Issuer – HSI R Bear CBBC Jan 2017 H	200,000,000	2016/09/19	2017/01/26	50.00
60042	SG Issuer – HSI R Bear CBBC Jan 2017 J	200,000,000	2016/09/19	2017/01/26	50.00
69740	SG Issuer – HSI R Bear CBBC Jan 2017 Z	200,000,000	2016/09/19	2017/01/26	50.00
60044	SG Issuer – HSI R Bear CBBC Feb 2017 W	200,000,000	2016/09/19	2017/02/27	51.00
69844	SG Issuer – Sands R Bear CBBC Jun 2017 B	100,000,000	2016/09/19	2017/06/29	25.00
69845	SG Issuer – Sands R Bear CBBC Feb 2018 A	100,000,000	2016/09/19	2018/02/27	25.00
69890	SG Issuer – SHK Ppt P R Bull CBBC Oct 2017 A	100,000,000	2016/09/19	2017/10/30	25.00
69888	SG Issuer – SHK Ppt P R Bull CBBC Dec 2017 A	100,000,000	2016/09/19	2017/12/28	25.00
69887	SG Issuer – SHK Ppt P R Bull CBBC Feb 2018 A	100,000,000	2016/09/19	2018/02/27	25.00
69891	SG Issuer – SHK Ppt P R Bear CBBC Mar 2017 A	100,000,000	2016/09/19	2017/03/30	25.00
60026	UBS AG – HSCEI R Bull CBBC Sep 2017 E	200,000,000	2016/09/19	2017/09/28	50.00
60022	UBS AG – HSI R Bull CBBC Sep 2017 O	200,000,000	2016/09/19	2017/09/28	50.00
60024	UBS AG – HSI R Bull CBBC Nov 2017 O	200,000,000	2016/09/19	2017/11/29	50.00
60023	UBS AG – HSI R Bull CBBC Dec 2017 O	200,000,000	2016/09/19	2017/12/28	50.00
69997	UBS AG – HSI R Bear CBBC Dec 2016 C	200,000,000	2016/09/19	2016/12/29	50.00
69999	UBS AG – HSI R Bear CBBC Dec 2016 E	200,000,000	2016/09/19	2016/12/29	50.00
60006	UBS AG – HSI R Bear CBBC Dec 2016 F	200,000,000	2016/09/19	2016/12/29	50.00
60014	UBS AG – HSI R Bear CBBC Dec 2016 G	200,000,000	2016/09/19	2016/12/29	50.00
60004	UBS AG – HSI R Bear CBBC Jan 2017 P	200,000,000	2016/09/19	2017/01/26	50.00
69998	UBS AG – HSI R Bear CBBC Feb 2017 H	200,000,000	2016/09/19	2017/02/27	50.00
60005	UBS AG – HSI R Bear CBBC Apr 2017 F	200,000,000	2016/09/19	2017/04/27	50.00
60018	UBS AG – HSI R Bear CBBC Apr 2017 G	200,000,000	2016/09/19	2017/04/27	50.00
60060	BNP Paribas Arbit Issu B.V. – HSI R Bull CBBC Nov 2017 K	250,000,000	2016/09/20	2017/11/29	62.50
60061	BNP Paribas Arbit Issu B.V. – HSI R Bull CBBC Dec 2017 I	250,000,000	2016/09/20	2017/12/28	62.50
60101	BNP Paribas Arbit Issu B.V. – HSI R Bull CBBC Dec 2017 J	250,000,000	2016/09/20	2017/12/28	62.50
60115	BNP Paribas Arbit Issu B.V. – HSI R Bear CBBC Feb 2017 T	250,000,000	2016/09/20	2017/02/27	62.50
60104	BNP Paribas Arbit Issu B.V. – HSI R Bear CBBC Feb 2017 U	250,000,000	2016/09/20	2017/02/27	62.50
60113	BNP Paribas Arbit Issu B.V. – HSI R Bear CBBC Mar 2017 E	250,000,000	2016/09/20	2017/03/30	62.50
60103	BNP Paribas Arbit Issu B.V. – HSI R Bear CBBC Mar 2017 U	250,000,000	2016/09/20	2017/03/30	62.50
60107	Credit Suisse AG – HSI R Bull CBBC Sep 2017 G	200,000,000	2016/09/20	2017/09/28	50.00

MAIN BOARD CALLABLE BULL/BEAR CONTRACTS

Code	Callable Bull/Bear Contracts	No. of issue (units)	Listing date	Expiry	Amount raised (HK\$ mil.)
60108	Credit Suisse AG – HSI R Bull CBBC Sep 2017 H	200,000,000	2016/09/20	2017/09/28	50.00
60111	Credit Suisse AG – HSI R Bull CBBC Sep 2017 I	200,000,000	2016/09/20	2017/09/28	50.00
60112	Credit Suisse AG – HSI R Bull CBBC Sep 2017 J	200,000,000	2016/09/20	2017/09/28	50.00
60121	Credit Suisse AG – HSI R Bear CBBC Dec 2016 G	200,000,000	2016/09/20	2016/12/29	50.00
60120	Credit Suisse AG – HSI R Bear CBBC Dec 2016 Q	200,000,000	2016/09/20	2016/12/29	50.00
60123	Credit Suisse AG – HSI R Bear CBBC Dec 2016 R	200,000,000	2016/09/20	2016/12/29	50.00
60122	Credit Suisse AG – HSI R Bear CBBC Dec 2016 S	200,000,000	2016/09/20	2016/12/29	50.00
60118	Credit Suisse AG – HSI R Bear CBBC Jan 2017 A	200,000,000	2016/09/20	2017/01/26	50.00
60117	Credit Suisse AG – HSI R Bear CBBC Jan 2017 F	200,000,000	2016/09/20	2017/01/26	50.00
60116	Credit Suisse AG – HSI R Bear CBBC Jan 2017 G	200,000,000	2016/09/20	2017/01/26	50.00
60062	Goldman Sachs SP (Asia) – HSI R Bull CBBC Nov 2017 V	200,000,000	2016/09/20	2017/11/29	50.00
60069	Goldman Sachs SP (Asia) – HSI R Bull CBBC Nov 2017 X	200,000,000	2016/09/20	2017/11/29	50.00
60068	Goldman Sachs SP (Asia) – HSI R Bear CBBC Feb 2017 P	200,000,000	2016/09/20	2017/02/27	50.00
60199	Goldman Sachs SP (Asia) – HSI R Bear CBBC Feb 2017 Q	200,000,000	2016/09/20	2017/02/27	50.00
60200	Goldman Sachs SP (Asia) – HSI R Bear CBBC Feb 2017 R	200,000,000	2016/09/20	2017/02/27	50.00
60097	HK Bank – Galaxy Ent R Bull CBBC Nov 2017 B	40,000,000	2016/09/20	2017/11/27	10.00
60087	HK Bank – HSI R Bear CBBC Apr 2017 I	150,000,000	2016/09/20	2017/04/27	37.50
60076	HK Bank – HSI R Bear CBBC May 2017 E	150,000,000	2016/09/20	2017/05/29	37.50
60088	HK Bank – HSI R Bear CBBC Sep 2017 B	150,000,000	2016/09/20	2017/09/28	37.50
60072	HK Bank – HSI R Bear CBBC Oct 2017 E	150,000,000	2016/09/20	2017/10/30	37.50
60071	HK Bank – HSI R Bear CBBC Nov 2017 C	150,000,000	2016/09/20	2017/11/29	37.50
60093	HK Bank – Tencent R Bull CBBC Sep 2017 C	50,000,000	2016/09/20	2017/09/25	12.50
60099	HK Bank – Tencent R Bear CBBC Apr 2017 F	40,000,000	2016/09/20	2017/04/27	10.00
60165	J P Morgan SP BV – HKEX R Bear CBBC Jul 2017 B	40,000,000	2016/09/20	2017/07/21	10.00
60147	J P Morgan SP BV – HSI R Bull CBBC Nov 2017 F	200,000,000	2016/09/20	2017/11/29	50.00
60144	J P Morgan SP BV – HSI R Bull CBBC Dec 2017 O	200,000,000	2016/09/20	2017/12/28	50.00
60152	J P Morgan SP BV – HSI R Bull CBBC Jan 2018 Z	200,000,000	2016/09/20	2018/01/30	50.00
60161	J P Morgan SP BV – HSI R Bear CBBC Dec 2016 D	200,000,000	2016/09/20	2016/12/29	50.00
60158	J P Morgan SP BV – HSI R Bear CBBC Dec 2016 W	200,000,000	2016/09/20	2016/12/29	50.00
60163	J P Morgan SP BV – HSI R Bear CBBC Jan 2017 C	200,000,000	2016/09/20	2017/01/26	50.00
60162	J P Morgan SP BV – HSI R Bear CBBC Jan 2017 I	200,000,000	2016/09/20	2017/01/26	50.00
60164	J P Morgan SP BV – Tencent R Bear CBBC Nov 2017 B	40,000,000	2016/09/20	2017/11/17	10.00
60105	Macquarie Bank Ltd. – HSI R Bear CBBC Apr 2017 A	40,000,000	2016/09/20	2017/04/27	10.20
60106	Macquarie Bank Ltd. – HSI R Bear CBBC Apr 2017 B	40,000,000	2016/09/20	2017/04/27	10.00
60128	SG Issuer – HSI R Bear CBBC Feb 2017 E	200,000,000	2016/09/20	2017/02/27	50.00
60132	SG Issuer – HSI R Bear CBBC Feb 2017 F	200,000,000	2016/09/20	2017/02/27	50.00
60142	SG Issuer – HSI R Bear CBBC Feb 2017 G	200,000,000	2016/09/20	2017/02/27	50.00
60143	SG Issuer – HSI R Bear CBBC Feb 2017 H	200,000,000	2016/09/20	2017/02/27	50.00
60126	SG Issuer – HSI R Bear CBBC Feb 2017 O	200,000,000	2016/09/20	2017/02/27	50.00
60138	SG Issuer – HSI R Bear CBBC Feb 2017 P	200,000,000	2016/09/20	2017/02/27	50.00
60134	SG Issuer – HSI R Bear CBBC Feb 2017 Y	200,000,000	2016/09/20	2017/02/27	50.00
60168	UBS AG – HSI R Bull CBBC Sep 2017 G	200,000,000	2016/09/20	2017/09/28	50.00
60170	UBS AG – HSI R Bull CBBC Oct 2017 P	200,000,000	2016/09/20	2017/10/30	50.00
60166	UBS AG – HSI R Bull CBBC Nov 2017 Q	200,000,000	2016/09/20	2017/11/29	50.00
60169	UBS AG – HSI R Bull CBBC Nov 2017 R	200,000,000	2016/09/20	2017/11/29	50.00

MAIN BOARD CALLABLE BULL/BEAR CONTRACTS

Code	Callable Bull/Bear Contracts	No. of issue (units)	Listing date	Expiry	Amount raised (HK\$ mil.)
60167	UBS AG – HSI R Bull CBBC Jan 2018 A	200,000,000	2016/09/20	2018/01/30	50.00
60177	UBS AG – HSI R Bear CBBC Dec 2016 H	200,000,000	2016/09/20	2016/12/29	50.00
60191	UBS AG – HSI R Bear CBBC Dec 2016 I	200,000,000	2016/09/20	2016/12/29	50.00
60190	UBS AG – HSI R Bear CBBC Dec 2016 J	200,000,000	2016/09/20	2016/12/29	50.00
60184	UBS AG – HSI R Bear CBBC Jan 2017 T	200,000,000	2016/09/20	2017/01/26	50.00
60179	UBS AG – HSI R Bear CBBC Feb 2017 I	200,000,000	2016/09/20	2017/02/27	50.00
60189	UBS AG – HSI R Bear CBBC Mar 2017 I	200,000,000	2016/09/20	2017/03/30	50.00
60262	BNP Paribas Arbit Issu B.V. – HSCEI R Bear CBBC Feb 2017 I	100,000,000	2016/09/21	2017/02/27	25.00
60256	BNP Paribas Arbit Issu B.V. – HSCEI R Bear CBBC Mar 2017 J	100,000,000	2016/09/21	2017/03/30	25.00
60255	BNP Paribas Arbit Issu B.V. – HSI R Bull CBBC Nov 2017 L	250,000,000	2016/09/21	2017/11/29	62.50
60254	BNP Paribas Arbit Issu B.V. – HSI R Bull CBBC Dec 2017 K	250,000,000	2016/09/21	2017/12/28	62.50
60287	Credit Suisse AG – HSI R Bull CBBC Nov 2017 C	200,000,000	2016/09/21	2017/11/29	50.00
60288	Credit Suisse AG – HSI R Bull CBBC Nov 2017 D	200,000,000	2016/09/21	2017/11/29	50.00
60289	Credit Suisse AG – HSI R Bull CBBC Nov 2017 Q	200,000,000	2016/09/21	2017/11/29	50.00
60281	Credit Suisse AG – HSI R Bear CBBC Dec 2016 I	200,000,000	2016/09/21	2016/12/29	50.00
60290	Credit Suisse AG – HSI R Bear CBBC Dec 2016 L	200,000,000	2016/09/21	2016/12/29	50.00
60283	Credit Suisse AG – HSI R Bear CBBC Dec 2016 T	200,000,000	2016/09/21	2016/12/29	50.00
60265	Credit Suisse AG – HSI R Bear CBBC Jan 2017 D	200,000,000	2016/09/21	2017/01/26	50.00
60263	Credit Suisse AG – HSI R Bear CBBC Jan 2017 E	200,000,000	2016/09/21	2017/01/26	50.00
60277	Credit Suisse AG – HSI R Bear CBBC Jan 2017 L	200,000,000	2016/09/21	2017/01/26	50.00
60235	Bank of East Asia – HKEX R Bull CBBC Sep 2017 A	40,000,000	2016/09/21	2017/09/28	10.00
60237	Bank of East Asia – Tencent R Bear CBBC Apr 2017 D	40,000,000	2016/09/21	2017/04/27	10.00
60242	Goldman Sachs SP (Asia) – HSI R Bull CBBC Jan 2018 E	200,000,000	2016/09/21	2018/01/30	50.00
60252	Goldman Sachs SP (Asia) – HSI R Bull CBBC Jan 2018 F	200,000,000	2016/09/21	2018/01/30	50.00
60239	Goldman Sachs SP (Asia) – HSI R Bear CBBC Mar 2017 P	200,000,000	2016/09/21	2017/03/30	50.00
60240	Goldman Sachs SP (Asia) – HSI R Bear CBBC Mar 2017 Q	200,000,000	2016/09/21	2017/03/30	50.00
60351	Goldman Sachs SP (Asia) – HSI R Bear CBBC Mar 2017 R	200,000,000	2016/09/21	2017/03/30	50.00
60234	HK Bank – HSCEI R Bear CBBC Apr 2017 C	50,000,000	2016/09/21	2017/04/27	12.50
60233	HK Bank – HSCEI R Bear CBBC May 2017 D	50,000,000	2016/09/21	2017/05/29	12.50
60223	HK Bank – HSI R Bear CBBC Mar 2017 O	150,000,000	2016/09/21	2017/03/30	37.50
60216	Haitong Int'l Sec – China Mobile R Bull CBBC Sep 2017 A	40,000,000	2016/09/21	2017/09/26	10.04
60214	Haitong Int'l Sec – CC Bank R Bull CBBC Sep 2017 A	40,000,000	2016/09/21	2017/09/12	10.00
60204	Haitong Int'l Sec – HKEX R Bull CBBC Sep 2017 A	40,000,000	2016/09/21	2017/09/14	10.04
60201	Haitong Int'l Sec – HSBC R Bull CBBC Sep 2017 A	40,000,000	2016/09/21	2017/09/15	10.04
60213	Haitong Int'l Sec – Tencent R Bull CBBC Sep 2017 A	40,000,000	2016/09/21	2017/09/13	10.08
60297	J P Morgan SP BV – HSI R Bull CBBC Feb 2018 H	200,000,000	2016/09/21	2018/02/27	50.00
60347	J P Morgan SP BV – HSI R Bear CBBC Dec 2016 F	200,000,000	2016/09/21	2016/12/29	50.00
60294	J P Morgan SP BV – HSI R Bear CBBC Dec 2016 J	200,000,000	2016/09/21	2016/12/29	50.00
60292	J P Morgan SP BV – HSI R Bear CBBC Dec 2016 X	200,000,000	2016/09/21	2016/12/29	50.00
60327	SG Issuer – HSI R Bull CBBC Mar 2018 C	200,000,000	2016/09/21	2018/03/28	50.00
60338	SG Issuer – HSI R Bear CBBC Dec 2016 S	200,000,000	2016/09/21	2016/12/29	50.00
60341	SG Issuer – HSI R Bear CBBC Dec 2016 T	200,000,000	2016/09/21	2016/12/29	50.00
60345	SG Issuer – HSI R Bear CBBC Dec 2016 U	200,000,000	2016/09/21	2016/12/29	50.00
60328	SG Issuer – HSI R Bear CBBC Feb 2017 I	200,000,000	2016/09/21	2017/02/27	50.00
60333	SG Issuer – HSI R Bear CBBC Feb 2017 J	200,000,000	2016/09/21	2017/02/27	50.00

MAIN BOARD CALLABLE BULL/BEAR CONTRACTS

Code	Callable Bull/Bear Contracts	No. of issue (units)	Listing date	Expiry	Amount raised (HK\$ mil.)
60320	UBS AG – HSI R Bull CBBC Sep 2017 R	200,000,000	2016/09/21	2017/09/28	50.00
60321	UBS AG – HSI R Bull CBBC Nov 2017 V	200,000,000	2016/09/21	2017/11/29	50.00
60304	UBS AG – HSI R Bear CBBC Dec 2016 L	200,000,000	2016/09/21	2016/12/29	50.00
60315	UBS AG – HSI R Bear CBBC Dec 2016 O	200,000,000	2016/09/21	2016/12/29	50.00
60323	UBS AG – HSI R Bear CBBC Dec 2016 Q	200,000,000	2016/09/21	2016/12/29	50.00
60324	UBS AG – HSI R Bear CBBC Dec 2016 U	200,000,000	2016/09/21	2016/12/29	50.00
60312	UBS AG – HSI R Bear CBBC Jan 2017 Q	200,000,000	2016/09/21	2017/01/26	50.00
60309	UBS AG – HSI R Bear CBBC Jan 2017 W	200,000,000	2016/09/21	2017/01/26	50.00
60317	UBS AG – HSI R Bear CBBC Mar 2017 J	200,000,000	2016/09/21	2017/03/30	50.00
60429	BNP Paribas Arbit Issu B.V. – HSI R Bear CBBC Feb 2017 D	250,000,000	2016/09/22	2017/02/27	62.50
60417	Credit Suisse AG – HSI R Bull CBBC Oct 2017 U	200,000,000	2016/09/22	2017/10/30	50.00
60427	Credit Suisse AG – HSI R Bear CBBC Dec 2016 U	200,000,000	2016/09/22	2016/12/29	50.00
60414	Credit Suisse AG – HSI R Bear CBBC Jan 2017 M	200,000,000	2016/09/22	2017/01/26	50.00
60416	Credit Suisse AG – HSI R Bear CBBC Feb 2017 M	200,000,000	2016/09/22	2017/02/27	50.00
60396	Goldman Sachs SP (Asia) – HSI R Bull CBBC Oct 2017 A	200,000,000	2016/09/22	2017/10/30	50.00
60397	Goldman Sachs SP (Asia) – HSI R Bear CBBC Feb 2017 S	200,000,000	2016/09/22	2017/02/27	50.00
60389	HK Bank – Sinopec Corp R Bear CBBC May 2017 A	40,000,000	2016/09/22	2017/05/15	10.00
60387	HK Bank – HKEX R Bear CBBC Mar 2017 C	40,000,000	2016/09/22	2017/03/30	10.00
60379	HK Bank – Tencent R Bear CBBC Apr 2017 G	40,000,000	2016/09/22	2017/04/28	10.00
60355	Haitong Int'l Sec – HSI R Bull CBBC Dec 2017 K	150,000,000	2016/09/22	2017/12/28	37.50
60357	Haitong Int'l Sec – HSI R Bull CBBC Dec 2017 L	150,000,000	2016/09/22	2017/12/28	37.65
60359	Haitong Int'l Sec – HSI R Bear CBBC Jan 2017 W	150,000,000	2016/09/22	2017/01/26	37.65
60361	Haitong Int'l Sec – HSI R Bear CBBC Jan 2017 X	150,000,000	2016/09/22	2017/01/26	37.50
60362	Haitong Int'l Sec – HSI R Bear CBBC Jan 2017 Y	150,000,000	2016/09/22	2017/01/26	37.50
60450	J P Morgan SP BV – HSI R Bull CBBC Jan 2018 F	200,000,000	2016/09/22	2018/01/30	50.00
60451	J P Morgan SP BV – HSI R Bear CBBC Dec 2016 G	200,000,000	2016/09/22	2016/12/29	50.00
60461	J P Morgan SP BV – HSI R Bear CBBC Jan 2017 E	200,000,000	2016/09/22	2017/01/26	50.00
60469	J P Morgan SP BV – HSI R Bear CBBC Jan 2017 O	200,000,000	2016/09/22	2017/01/26	50.00
60431	SG Issuer – HSI R Bull CBBC Mar 2018 D	200,000,000	2016/09/22	2018/03/28	50.00
60439	SG Issuer – HSI R Bull CBBC Mar 2018 O	200,000,000	2016/09/22	2018/03/28	50.00
60447	SG Issuer – HSI R Bull CBBC Mar 2018 P	200,000,000	2016/09/22	2018/03/28	50.00
60436	SG Issuer – HSI R Bull CBBC Mar 2018 Q	200,000,000	2016/09/22	2018/03/28	50.00
60449	SG Issuer – HSI R Bear CBBC Mar 2017 A	200,000,000	2016/09/22	2017/03/30	50.00
60403	UBS AG – HSI R Bull CBBC Sep 2017 Z	300,000,000	2016/09/22	2017/09/28	75.00
60366	UBS AG – HSI R Bear CBBC Dec 2016 D	200,000,000	2016/09/22	2016/12/29	50.00
60404	UBS AG – HSI R Bear CBBC Dec 2016 K	200,000,000	2016/09/22	2016/12/29	50.00
60406	UBS AG – HSI R Bear CBBC Dec 2016 S	200,000,000	2016/09/22	2016/12/29	50.00
60413	UBS AG – HSI R Bear CBBC Jan 2017 R	200,000,000	2016/09/22	2017/01/26	50.00
60531	Credit Suisse AG – HSI R Bull CBBC Sep 2017 K	200,000,000	2016/09/23	2017/09/28	50.00
60511	Credit Suisse AG – HSI R Bear CBBC Feb 2017 N	200,000,000	2016/09/23	2017/02/27	50.00
60514	Credit Suisse AG – HSI R Bear CBBC Feb 2017 O	200,000,000	2016/09/23	2017/02/27	50.00
60505	Goldman Sachs SP (Asia) – HSI R Bull CBBC Oct 2017 B	200,000,000	2016/09/23	2017/10/30	50.00
60506	Goldman Sachs SP (Asia) – HSI R Bear CBBC Feb 2017 T	200,000,000	2016/09/23	2017/02/27	50.00
60480	HK Bank – China Life R Bear CBBC Nov 2017 A	40,000,000	2016/09/23	2017/11/27	10.00
60473	HK Bank – ICBC R Bear CBBC Dec 2017 A	40,000,000	2016/09/23	2017/12/18	10.00

MAIN BOARD CALLABLE BULL/BEAR CONTRACTS

Code	Callable Bull/Bear Contracts	No. of issue (units)	Listing date	Expiry	Amount raised (HK\$ mil.)
60482	HK Bank – Tencent R Bull CBBC Oct 2017 B	50,000,000	2016/09/23	2017/10/24	12.50
60527	J P Morgan SP BV – Galaxy Ent R Bull CBBC Dec 2017 A	100,000,000	2016/09/23	2017/12/15	25.00
60530	J P Morgan SP BV – HSI R Bull CBBC Jan 2018 G	200,000,000	2016/09/23	2018/01/30	50.00
60510	J P Morgan SP BV – HSI R Bear CBBC Dec 2016 H	200,000,000	2016/09/23	2016/12/29	50.00
60508	J P Morgan SP BV – HSI R Bear CBBC Dec 2016 I	200,000,000	2016/09/23	2016/12/29	50.00
60509	J P Morgan SP BV – HSI R Bear CBBC Jan 2017 P	200,000,000	2016/09/23	2017/01/26	50.00
60524	J P Morgan SP BV – Sands China R Bull CBBC Oct 2017 A	100,000,000	2016/09/23	2017/10/20	25.00
60528	J P Morgan SP BV – Tencent R Bull CBBC Oct 2017 B	40,000,000	2016/09/23	2017/10/20	10.00
60533	SG Issuer – HSI R Bull CBBC Mar 2018 R	200,000,000	2016/09/23	2018/03/28	50.00
60535	SG Issuer – HSI R Bull CBBC Mar 2018 S	200,000,000	2016/09/23	2018/03/28	50.00
60493	UBS AG – HKEX R Bull CBBC Sep 2017 C	40,000,000	2016/09/23	2017/09/11	10.00
60496	UBS AG – HSCEI R Bull CBBC Sep 2017 F	100,000,000	2016/09/23	2017/09/28	25.00
60499	UBS AG – HSCEI R Bear CBBC Dec 2016 A	100,000,000	2016/09/23	2016/12/29	25.00
60518	UBS AG – HSI R Bull CBBC Oct 2017 B	200,000,000	2016/09/23	2017/10/30	50.00
60517	UBS AG – HSI R Bull CBBC Dec 2017 P	300,000,000	2016/09/23	2017/12/28	75.00
60494	UBS AG – HSI R Bear CBBC Dec 2016 V	300,000,000	2016/09/23	2016/12/29	75.00
60484	UBS AG – HSI R Bear CBBC Jan 2017 A	300,000,000	2016/09/23	2017/01/26	75.00
60495	UBS AG – HSI R Bear CBBC Jan 2017 B	200,000,000	2016/09/23	2017/01/26	50.00
60485	UBS AG – Ping An R Bull CBBC Oct 2017 B	100,000,000	2016/09/23	2017/10/16	25.00
60490	UBS AG – Tencent R Bull CBBC Sep 2017 A	50,000,000	2016/09/23	2017/09/15	12.50
60491	UBS AG – Tencent R Bear CBBC Apr 2017 D	50,000,000	2016/09/23	2017/04/10	12.50
60545	Credit Suisse AG – HSI R Bull CBBC Aug 2017 G	200,000,000	2016/09/26	2017/08/30	50.00
60544	Credit Suisse AG – HSI R Bull CBBC Oct 2017 V	200,000,000	2016/09/26	2017/10/30	50.00
60542	Credit Suisse AG – HSI R Bull CBBC Nov 2017 S	200,000,000	2016/09/26	2017/11/29	50.00
60539	Credit Suisse AG – HSI R Bear CBBC Dec 2016 V	200,000,000	2016/09/26	2016/12/29	50.00
60537	Credit Suisse AG – HSI R Bear CBBC Feb 2017 P	200,000,000	2016/09/26	2017/02/27	50.00
60536	Goldman Sachs SP (Asia) – HSI R Bull CBBC Oct 2017 C	200,000,000	2016/09/26	2017/10/30	50.00
60568	Goldman Sachs SP (Asia) – HSI R Bull CBBC Oct 2017 D	200,000,000	2016/09/26	2017/10/30	50.00
60558	J P Morgan SP BV – HSI R Bull CBBC Oct 2017 V	200,000,000	2016/09/26	2017/10/30	50.00
60566	J P Morgan SP BV – HSI R Bull CBBC Jan 2018 S	200,000,000	2016/09/26	2018/01/30	50.00
60556	J P Morgan SP BV – HSI R Bear CBBC Dec 2016 C	200,000,000	2016/09/26	2016/12/29	50.00
60555	J P Morgan SP BV – HSI R Bear CBBC Dec 2016 K	200,000,000	2016/09/26	2016/12/29	50.00
60567	J P Morgan SP BV – Ping An R Bull CBBC Nov 2017 C	100,000,000	2016/09/26	2017/11/17	25.00
60554	SG Issuer – HSI R Bull CBBC Mar 2018 T	200,000,000	2016/09/26	2018/03/28	50.00
60581	UBS AG – HSI R Bull CBBC Sep 2017 K	200,000,000	2016/09/26	2017/09/28	50.00
60575	UBS AG – HSI R Bull CBBC Oct 2017 W	200,000,000	2016/09/26	2017/10/30	50.00
60576	UBS AG – HSI R Bull CBBC Nov 2017 J	200,000,000	2016/09/26	2017/11/29	50.00
60574	UBS AG – HSI R Bear CBBC Dec 2016 A	200,000,000	2016/09/26	2016/12/29	50.00
60584	BNP Paribas Arbit Issu B.V. – HSI R Bull CBBC Nov 2017 M	250,000,000	2016/09/27	2017/11/29	62.50
60582	BNP Paribas Arbit Issu B.V. – HSI R Bull CBBC Dec 2017 L	250,000,000	2016/09/27	2017/12/28	62.50
60611	Credit Suisse AG – HKEX R Bull CBBC Nov 2017 A	50,000,000	2016/09/27	2017/11/29	12.50
60608	Credit Suisse AG – HSI R Bull CBBC Oct 2017 E	200,000,000	2016/09/27	2017/10/30	50.00
60614	Credit Suisse AG – HSI R Bear CBBC Feb 2017 Q	200,000,000	2016/09/27	2017/02/27	50.00
60600	Bank of East Asia – COVS R Bull CBBC Dec 2017 A	25,000,000	2016/09/27	2017/12/08	10.00
60604	Bank of East Asia – Galaxy Ent R Bull CBBC Dec 2017 A	25,000,000	2016/09/27	2017/12/08	10.00

MAIN BOARD CALLABLE BULL/BEAR CONTRACTS

Code	Callable Bull/Bear Contracts	No. of issue (units)	Listing date	Expiry	Amount raised (HK\$ mil.)
60606	Bank of East Asia – Ping An R Bull CBBC Dec 2017 B	16,000,000	2016/09/27	2017/12/08	10.40
60599	Bank of East Asia – Tencent R Bull CBBC Sep 2017 A	30,000,000	2016/09/27	2017/09/29	10.50
60591	HK Bank – HSCEI R Bull CBBC Aug 2017 E	60,000,000	2016/09/27	2017/08/30	15.00
60589	HK Bank – HSI R Bull CBBC Oct 2017 B	150,000,000	2016/09/27	2017/10/30	37.50
60588	HK Bank – Sands China R Bull CBBC Sep 2017 A	40,000,000	2016/09/27	2017/09/25	10.00
60652	J P Morgan SP BV – HKEX R Bull CBBC Nov 2017 F	40,000,000	2016/09/27	2017/11/17	10.00
60647	J P Morgan SP BV – HSI R Bull CBBC Nov 2017 R	200,000,000	2016/09/27	2017/11/29	50.00
60649	J P Morgan SP BV – HSI R Bull CBBC Jan 2018 Q	200,000,000	2016/09/27	2018/01/30	50.00
60650	J P Morgan SP BV – HSI R Bear CBBC Jan 2017 Q	200,000,000	2016/09/27	2017/01/26	50.00
60651	J P Morgan SP BV – HSI R Bear CBBC Jan 2017 T	200,000,000	2016/09/27	2017/01/26	50.00
60621	SG Issuer – HSI R Bull CBBC Mar 2018 U	200,000,000	2016/09/27	2018/03/28	50.00
60624	SG Issuer – HSI R Bear CBBC Feb 2017 E	200,000,000	2016/09/27	2017/02/27	50.00
60638	UBS AG – HSI R Bull CBBC Sep 2017 J	300,000,000	2016/09/27	2017/09/28	75.00
60636	UBS AG – HSI R Bull CBBC Nov 2017 B	200,000,000	2016/09/27	2017/11/29	50.00
60645	UBS AG – HSI R Bear CBBC Feb 2017 N	200,000,000	2016/09/27	2017/02/27	50.00
60681	BNP Paribas Arbit Issu B.V. – HSI R Bull CBBC Dec 2017 M	250,000,000	2016/09/28	2017/12/28	62.50
60672	BNP Paribas Arbit Issu B.V. – HSI R Bear CBBC Feb 2017 K	250,000,000	2016/09/28	2017/02/27	62.50
60684	BNP Paribas Arbit Issu B.V. – HSI R Bear CBBC Mar 2017 B	250,000,000	2016/09/28	2017/03/30	62.50
60691	Credit Suisse AG – HSI R Bull CBBC Dec 2017 Y	200,000,000	2016/09/28	2017/12/28	50.00
60698	Credit Suisse AG – HSI R Bull CBBC Dec 2017 Z	200,000,000	2016/09/28	2017/12/28	50.00
60685	Credit Suisse AG – HSI R Bear CBBC Dec 2016 W	200,000,000	2016/09/28	2016/12/29	50.00
60678	Goldman Sachs SP (Asia) – HSI R Bull CBBC Oct 2017 E	200,000,000	2016/09/28	2017/10/30	50.00
60709	Goldman Sachs SP (Asia) – HSI R Bull CBBC Oct 2017 F	200,000,000	2016/09/28	2017/10/30	50.00
60680	Goldman Sachs SP (Asia) – HSI R Bear CBBC Feb 2017 U	200,000,000	2016/09/28	2017/02/27	50.00
60711	Goldman Sachs SP (Asia) – HSI R Bear CBBC Mar 2017 S	200,000,000	2016/09/28	2017/03/30	50.00
60671	Haitong Int'l Sec – CSOP A50 ETF R Bull CBBC Jan 2018 A	40,000,000	2016/09/28	2018/01/30	10.04
60653	Haitong Int'l Sec – Galaxy Ent R Bull CBBC Nov 2017 A	30,000,000	2016/09/28	2017/11/10	10.38
60656	Haitong Int'l Sec – Lenovo R Bull CBBC Sep 2017 A	40,000,000	2016/09/28	2017/09/29	10.04
60666	Haitong Int'l Sec – PetCh R Bull CBBC Jul 2017 A	40,000,000	2016/09/28	2017/07/28	10.00
60668	Haitong Int'l Sec – PICC P&C R Bull CBBC Oct 2017 A	40,000,000	2016/09/28	2017/10/30	10.00
60718	J P Morgan SP BV – COVS R Bull CBBC Oct 2017 A	100,000,000	2016/09/28	2017/10/20	25.00
60703	J P Morgan SP BV – HSI R Bull CBBC Oct 2017 X	200,000,000	2016/09/28	2017/10/30	50.00
60704	J P Morgan SP BV – HSI R Bull CBBC Jan 2018 U	200,000,000	2016/09/28	2018/01/30	50.00
60705	J P Morgan SP BV – HSI R Bear CBBC Dec 2016 B	200,000,000	2016/09/28	2016/12/29	50.00
60702	J P Morgan SP BV – HSI R Bear CBBC Dec 2016 L	200,000,000	2016/09/28	2016/12/29	50.00
60733	SG Issuer – HSI R Bull CBBC Mar 2018 M	200,000,000	2016/09/28	2018/03/28	50.00
60735	SG Issuer – HSI R Bull CBBC Mar 2018 V	200,000,000	2016/09/28	2018/03/28	50.00
60736	SG Issuer – HSI R Bull CBBC Mar 2018 W	200,000,000	2016/09/28	2018/03/28	50.00
60739	SG Issuer – HSI R Bear CBBC Jan 2017 M	200,000,000	2016/09/28	2017/01/26	50.00
60743	UBS AG – HSCEI R Bull CBBC Nov 2017 A	100,000,000	2016/09/28	2017/11/29	25.00
60747	UBS AG – HSCEI R Bear CBBC Feb 2017 B	100,000,000	2016/09/28	2017/02/27	25.00
60748	UBS AG – HSI R Bull CBBC Nov 2017 K	200,000,000	2016/09/28	2017/11/29	50.00
60749	UBS AG – HSI R Bull CBBC Dec 2017 V	300,000,000	2016/09/28	2017/12/28	75.00
60741	UBS AG – HSI R Bear CBBC Dec 2016 R	200,000,000	2016/09/28	2016/12/29	50.00
60742	UBS AG – HSI R Bear CBBC Jan 2017 G	200,000,000	2016/09/28	2017/01/26	50.00

MAIN BOARD CALLABLE BULL/BEAR CONTRACTS

Code	Callable Bull/Bear Contracts	No. of issue (units)	Listing date	Expiry	Amount raised (HK\$ mil.)
60776	BNP Paribas Arbit Issu B.V. – HSI R Bull CBBC Nov 2017 N	250,000,000	2016/09/29	2017/11/29	62.50
60782	BNP Paribas Arbit Issu B.V. – HSI R Bull CBBC Nov 2017 O	250,000,000	2016/09/29	2017/11/29	62.50
60779	BNP Paribas Arbit Issu B.V. – HSI R Bull CBBC Dec 2017 N	250,000,000	2016/09/29	2017/12/28	62.50
60751	BNP Paribas Arbit Issu B.V. – HSI R Bear CBBC Feb 2017 V	250,000,000	2016/09/29	2017/02/27	62.50
60752	BNP Paribas Arbit Issu B.V. – HSI R Bear CBBC Feb 2017 Y	250,000,000	2016/09/29	2017/02/27	62.50
60786	BNP Paribas Arbit Issu B.V. – HSI R Bear CBBC Mar 2017 Q	250,000,000	2016/09/29	2017/03/30	62.50
60798	Credit Suisse AG – HSI R Bull CBBC Sep 2017 L	200,000,000	2016/09/29	2017/09/28	50.00
60796	Credit Suisse AG – HSI R Bull CBBC Nov 2017 C	200,000,000	2016/09/29	2017/11/29	50.00
60792	Credit Suisse AG – HSI R Bear CBBC Feb 2017 R	200,000,000	2016/09/29	2017/02/27	50.00
60790	Credit Suisse AG – HSI R Bear CBBC Mar 2017 K	200,000,000	2016/09/29	2017/03/30	50.00
60794	Credit Suisse AG – HSI R Bear CBBC Mar 2017 L	200,000,000	2016/09/29	2017/03/30	50.00
60850	Goldman Sachs SP (Asia) – HSI R Bull CBBC Oct 2017 G	200,000,000	2016/09/29	2017/10/30	50.00
60854	Goldman Sachs SP (Asia) – HSI R Bull CBBC Oct 2017 H	200,000,000	2016/09/29	2017/10/30	50.00
60754	Goldman Sachs SP (Asia) – HSI R Bear CBBC Feb 2017 V	200,000,000	2016/09/29	2017/02/27	50.00
60756	Goldman Sachs SP (Asia) – HSI R Bear CBBC Feb 2017 W	200,000,000	2016/09/29	2017/02/27	50.00
60766	HK Bank – China Life R Bull CBBC Oct 2017 A	50,000,000	2016/09/29	2017/10/30	12.50
60772	HK Bank – HKE X R Bull CBBC Nov 2017 B	50,000,000	2016/09/29	2017/11/27	12.50
60770	HK Bank – HSI R Bull CBBC Oct 2017 C	150,000,000	2016/09/29	2017/10/30	37.50
60767	HK Bank – HSI R Bull CBBC Nov 2017 A	150,000,000	2016/09/29	2017/11/29	37.50
60769	HK Bank – HSI R Bear CBBC Nov 2017 D	150,000,000	2016/09/29	2017/11/29	37.50
60771	HK Bank – Tencent R Bull CBBC Sep 2017 D	50,000,000	2016/09/29	2017/09/25	12.50
60807	J P Morgan SP BV – HSI R Bull CBBC Oct 2017 Y	200,000,000	2016/09/29	2017/10/30	50.00
60809	J P Morgan SP BV – HSI R Bull CBBC Jan 2018 V	250,000,000	2016/09/29	2018/01/30	62.50
60810	J P Morgan SP BV – HSI R Bull CBBC Jan 2018 W	250,000,000	2016/09/29	2018/01/30	62.50
60802	J P Morgan SP BV – HSI R Bear CBBC Dec 2016 M	200,000,000	2016/09/29	2016/12/29	50.00
60812	J P Morgan SP BV – HSI R Bear CBBC Dec 2016 N	200,000,000	2016/09/29	2016/12/29	50.00
60803	J P Morgan SP BV – HSI R Bear CBBC Dec 2016 Z	200,000,000	2016/09/29	2016/12/29	50.00
60773	Macquarie Bank Ltd. – HSI R Bull CBBC Jul 2017 A	40,000,000	2016/09/29	2017/07/28	10.00
60783	SG Issuer – HKE X R Bull CBBC Dec 2017 C	100,000,000	2016/09/29	2017/12/28	25.00
60847	SG Issuer – HSI R Bull CBBC Mar 2018 A	200,000,000	2016/09/29	2018/03/28	50.00
60843	SG Issuer – HSI R Bull CBBC Mar 2018 X	200,000,000	2016/09/29	2018/03/28	50.00
60845	SG Issuer – HSI R Bull CBBC Mar 2018 Y	200,000,000	2016/09/29	2018/03/28	50.00
60846	SG Issuer – HSI R Bull CBBC Mar 2018 Z	200,000,000	2016/09/29	2018/03/28	50.00
60848	SG Issuer – HSI R Bear CBBC Jan 2017 X	200,000,000	2016/09/29	2017/01/26	50.00
60849	SG Issuer – HSI R Bear CBBC Jan 2017 Z	200,000,000	2016/09/29	2017/01/26	50.00
60785	SG Issuer – Ping An R Bull CBBC Nov 2017 D	100,000,000	2016/09/29	2017/11/29	25.00
60839	UBS AG – HSI R Bull CBBC Nov 2017 O	200,000,000	2016/09/29	2017/11/29	50.00
60837	UBS AG – HSI R Bull CBBC Nov 2017 P	250,000,000	2016/09/29	2017/11/29	62.50
60836	UBS AG – HSI R Bull CBBC Dec 2017 A	250,000,000	2016/09/29	2017/12/28	62.50
60822	UBS AG – HSI R Bear CBBC Dec 2016 T	300,000,000	2016/09/29	2016/12/29	75.00
60831	UBS AG – HSI R Bear CBBC Jan 2017 H	250,000,000	2016/09/29	2017/01/26	62.50
60829	UBS AG – HSI R Bear CBBC Jan 2017 J	250,000,000	2016/09/29	2017/01/26	62.50
60832	UBS AG – HSI R Bear CBBC Jan 2017 U	250,000,000	2016/09/29	2017/01/26	62.50
60823	UBS AG – HSI R Bear CBBC Feb 2017 P	250,000,000	2016/09/29	2017/02/27	62.50
60859	BNP Paribas Arbit Issu B.V. – Tencent R Bull CBBC Jun 2017 C	50,000,000	2016/09/30	2017/06/30	12.50

MAIN BOARD CALLABLE BULL/BEAR CONTRACTS

Code	Callable Bull/Bear Contracts	No. of issue (units)	Listing date	Expiry	Amount raised (HK\$ mil.)
60865	Credit Suisse AG – HSI R Bull CBBC Sep 2017 R	200,000,000	2016/09/30	2017/09/28	50.00
60863	Credit Suisse AG – HSI R Bull CBBC Oct 2017 B	200,000,000	2016/09/30	2017/10/30	50.00
60867	Credit Suisse AG – HSI R Bear CBBC Feb 2017 S	200,000,000	2016/09/30	2017/02/27	50.00
60860	Credit Suisse AG – HSI R Bear CBBC Mar 2017 M	200,000,000	2016/09/30	2017/03/30	50.00
60866	Credit Suisse AG – Tencent R Bull CBBC Sep 2017 B	50,000,000	2016/09/30	2017/09/12	12.50
60873	Goldman Sachs SP (Asia) – HSI R Bear CBBC Feb 2017 X	200,000,000	2016/09/30	2017/02/27	50.00
60857	HK Bank – Galaxy Ent R Bear CBBC Nov 2017 A	40,000,000	2016/09/30	2017/11/27	10.00
60855	HK Bank – Tencent R Bull CBBC Sep 2017 E	50,000,000	2016/09/30	2017/09/29	12.50
60879	J P Morgan SP BV – HKEX R Bull CBBC Dec 2017 B	40,000,000	2016/09/30	2017/12/15	10.00
60876	J P Morgan SP BV – HSI R Bull CBBC Feb 2018 I	200,000,000	2016/09/30	2018/02/27	50.00
60875	J P Morgan SP BV – HSI R Bear CBBC Dec 2016 Y	200,000,000	2016/09/30	2016/12/29	50.00
60877	J P Morgan SP BV – Tencent R Bull CBBC Oct 2017 C	40,000,000	2016/09/30	2017/10/20	10.00
60878	J P Morgan SP BV – Tencent R Bull CBBC Nov 2017 B	40,000,000	2016/09/30	2017/11/17	10.00
60871	SG Issuer – HSI R Bear CBBC Feb 2017 F	200,000,000	2016/09/30	2017/02/27	50.00
60868	UBS AG – HSI R Bull CBBC Sep 2017 N	200,000,000	2016/09/30	2017/09/28	50.00
60869	UBS AG – HSI R Bear CBBC Dec 2016 W	200,000,000	2016/09/30	2016/12/29	50.00
60870	UBS AG – HSI R Bear CBBC Feb 2017 Q	250,000,000	2016/09/30	2017/02/27	62.50
Total					105,390.41

Further issue

DR/ELI/TRADING ONLY STOCKS TRADING STATISTICS

Depository Receipt Trading Statistics

		No. of issues	Turnover value (HK\$ mil.)
2015	Q3	4	67.99
	Q4	4	49.30
2016	Q1	4	29.99
	Q2	4	54.20
	Q3	2	22.02

Equity Linked Instrument Trading Statistics

		No. of issues	Turnover value (HK\$ mil.)
2015	Q3	-	-
	Q4	-	-
2016	Q1	-	-
	Q2	-	-
	Q3	-	-

NASDAQ Stocks

		No. of issues	Turnover value (HK\$ mil.)
2015	Q3	6	0.01
	Q4	6	0.01
2016	Q1	6	0.04
	Q2	6	0.10
	Q3	6	0.29

iShares

		No. of issues	Turnover value (HK\$ mil.)
2015	Q3	2	-
	Q4	2	0.09
2016	Q1	2	-
	Q2	2	-
	Q3	2	-

GEM EQUITIES

Equity Turnover – GEM

		Share (Mil. shs)	Value (HK\$ mil.)	No. of deals
2015	Q3	137,580.38	51,332.73	1,377,832
	Q4	136,058.68	39,886.12	1,212,890
2016	Q1	85,420.86	25,666.83	730,890
	Q2	107,905.65	31,516.06	917,745
	Q3	135,466.80	32,617.31	1,028,333

Equity Trading Statistics – GEM

		No. of trading days	Average daily turnover (HK\$ mil.)	Average value per deal
2015	Q3	63	814.81	37,256
	Q4	63	633.11	32,885
2016	Q1	59	435.03	35,117
	Q2	62	508.32	34,341
	Q3	63	517.74	31,719

20 Most Advanced GEM Stocks

for 3rd quarter 2016

Rank	Code	Stock	Closing price		% up
			End of Sep 2016	End of Jun 2016	
1	08227	HT ANTENNA HOLD	0.960	0.285	236.84
2	08217	LUEN WONG GP	18.100	5.980	202.68
3	08103	TRILLION GRAND	2.360	0.800	195.00
4	08312	CHINA HANYA	1.840	0.650	183.08
5	08108	GRAND PEACE	2.770	0.980 A	182.65
6	08198	MELCOLOT	0.390	0.169	130.77
7	08153	CODE AGRI	2.810	1.220	130.33
8	08047	SKY FOREVER	0.179	0.081	120.99
9	08196	GREAT WATER	6.350	3.030	109.57
10	08192	GLOBAL ENERGY	0.071	0.036	97.22
11	08140	ICO GROUP	0.156	0.085	83.53
12	08193	GC PRO SER	0.850	0.480	77.08
13	08177	REF HOLDINGS	1.360	0.770	76.62
14	08186	IR RESOURCES	0.062	0.036	72.22
15	08265	POWERWELL PAC	3.220	1.880	71.28
16	08072	ROMA GROUP	0.061	0.036	69.44
17	08083	INNOVATIONPAY	0.610	0.360	69.44
18	08207	CREDITCHINA-NEW	0.980	0.598 A	63.88
19	08141	KPA-BM HLDGS	0.495	0.310	59.68
20	08366	FRASER HLDGS	0.177	0.114	55.26

A Adjusted

GEM EQUITIES

20 Most Declined GEM Stocks

for 3rd quarter 2016

Rank	Code	Stock	Closing price		% down
			End of Sep 2016	End of Jun 2016	
1	08318	CHING LEE	0.345	5.630	-93.87
2	08195	L&A INTL HOLD	0.031	0.465	-93.33
3	08346	TEM HOLDINGS	0.500	7.390	-93.23
4	08282	GAMEONE	1.070	4.990	-78.56
5	08109	KIRIN GROUP	0.130	0.480	-72.92
6	08147	MILLENNIUM PG	0.158	0.510	-69.02
7	08368	CREATIVE CHINA	1.960	6.110	-67.92
8	08316	PAK WING GP	1.280	3.200	-60.00
9	08066	PHOENITRON HOLD	0.064	0.143	-55.24
10	08097	PINESTONE	0.440	0.910	-51.65
11	08125	KATE CHINA	2.100	4.000	-47.50
12	08272	C FOOD&BEV GP	0.091	0.160	-43.13
13	08088	AID PARTNERS	0.072	0.126	-42.86
14	08089	CHINESE STRAT	0.355	0.580	-38.79
15	08081	IE CHINA	0.074	0.116	-36.21
16	08233	CIG PORTS	1.200	1.870	-35.83
17	08132	CHINAOILGANGRAN	0.105	0.162 A	-35.19
18	08161	MEDINET GROUP	0.176	0.270	-34.81
19	08237	LINK HOLDINGS	0.840	1.280	-34.38
20	08270	CHINA CBM	0.153	0.227	-32.60

A Adjusted

GEM EQUITIES

20 Most Active GEM Stocks by Value

for 3rd quarter 2016

Rank	Code	Stock	Turnover (HK\$ mil.)	% of total
1	08318	CHING LEE	1,818.70	5.58
2	08195	L&A INTL HOLD	1,414.23	4.34
3	08328	XINYI HK	1,026.32	3.15
4	08207	CREDITCHINA-NEW	990.13	3.04
5	08097	PINESTONE	940.28	2.88
6	08315	KING FORCE GP	939.98	2.88
7	08078	HMV DIGIT CHINA	909.44	2.79
8	08021	WLS HOLDINGS	759.50	2.33
9	08346	TEM HOLDINGS	714.86	2.19
10	08153	CODE AGRI	698.71	2.14
11	08215	FIRST CREDIT	631.54	1.94
12	08217	LUEN WONG GP	574.59	1.76
13	08279	AGTECH HOLDINGS	544.60	1.67
14	08056	DINING CONCEPTS	537.69	1.65
15	08325	CHINA SMARTPAY	512.18	1.57
16	08173	UNION ASIA ENT	490.01	1.50
17	08300	ROYALCATERING	439.73	1.35
18	08081	IE CHINA	434.29	1.33
19	08109	KIRIN GROUP	426.02	1.31
20	08262	SUPER STRONG	413.48	1.27
Total			15,216.28	46.65

GEM EQUITIES

20 Most Active GEM Stock by Shares

for 3rd quarter 2016

Rank	Code	Stock	Turnover (Mil. shs)	% of total
1	08195	L&A INTL HOLD	36,469.60	26.92
2	08315	KING FORCE GP	8,703.53	6.42
3	08173	UNION ASIA ENT	8,271.01	6.11
4	08081	IE CHINA	5,353.45	3.95
5	08171	CHINA TRENDS	5,034.97	3.72
6	08097	PINESTONE	3,731.25	2.75
7	08186	IR RESOURCES	3,194.88	2.36
8	08021	WLS HOLDINGS	3,091.22	2.28
9	08269	WEALTH GLORY	2,366.45	1.75
10	08046	HENG XIN CHINA	2,255.46	1.66
11	08215	FIRST CREDIT	2,082.96	1.54
12	08109	KIRIN GROUP	2,032.07	1.50
13	08047	SKY FOREVER	1,903.90	1.41
14	08192	GLOBAL ENERGY	1,815.58	1.34
15	08300	ROYALCATERING	1,755.65	1.30
16	08318	CHING LEE	1,482.23	1.09
17	08132	CHINAOILGANGRAN	1,482.02	1.09
18	08140	ICO GROUP	1,359.05	1.00
19	08238	WINTO GROUP	1,290.85	0.95
20	08072	ROMA GROUP	1,197.92	0.88
Total			94,874.03	70.03

GEM EQUITIES

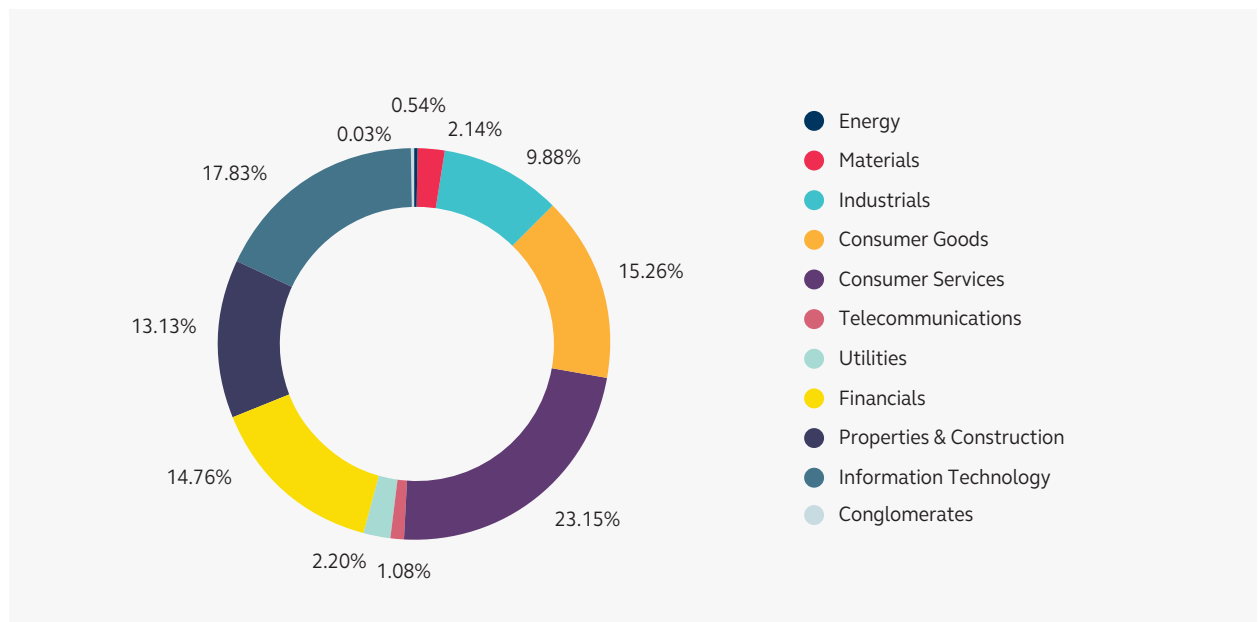
Market Capitalisation of Listed Companies for GEM

as at the quarter end

		HK\$ mil.
2015	Q3	224,157.68
	Q4	258,175.74
2016	Q1	248,978.34
	Q2	266,315.62
	Q3	277,457.32

Market Capitalisation by Hang Seng Industry Classification System* – GEM

Quarter-end figures



* Hang Seng Industry Classification System (HSICS) is provided by Hang Seng Indexes Company Limited.

Note: New Hang Seng Industry Classification System took effect on 9 September 2013.

GEM EQUITIES

50 Leading Companies by Market Capitalisation – GEM

as at the 3rd quarter end 2016

Rank	Company	Market capitalisation (HK\$ mil.)	% of market total
1	08217 Luen Wong Group Holdings Ltd.	22,588.80	8.14
2	08207 Credit China Holdings Ltd.	20,276.93	7.31
3	08279 AGTech Holdings Ltd.	16,141.58	5.82
4	08138 Beijing Tong Ren Tang Chinese Medicine Co. Ltd.	9,559.68	3.45
5	08008 Sunevision Holdings Ltd.	8,732.12	3.15
6	08127 Season Pacific Holdings Ltd.	8,510.00	3.07
7	08032 Viva China Holdings Ltd.	6,397.92	2.31
8	08137 Honbridge Holdings Ltd.	5,817.75	2.10
9	08265 Powerwell Pacific Holdings Ltd.	4,937.87	1.78
10	08158 China Regenerative Medicine International Ltd.	4,924.02	1.77
11	08057 Madison Wine Holdings Ltd.	4,520.00	1.63
12	08078 H MV Digital China Group Ltd.	4,150.91	1.50
13	08193 GreaterChina Professional Services Ltd.	4,129.27	1.49
14	08167 Neo Telemedia Ltd.	3,859.18	1.39
15	08021 WLS Holdings Ltd.	3,830.13	1.38
16	08005 Yuxing InfoTech Investment Holdings Ltd.	3,750.42	1.35
17	08083 China Innovationpay Group Ltd.	3,697.86	1.33
18	08261 Haitian Energy International Ltd.	3,197.60	1.15
19	08245 On Real International Holdings Ltd.	3,120.00	1.12
20	08237 Link Holdings Ltd.	2,931.60	1.06
21	08325 China Smartpay Group Holdings Ltd.	2,627.97	0.95
22	08361 China Parenting Network Holdings Ltd.	2,617.58	0.94
23	08102 Li Bao Ge Group Ltd.	2,496.00	0.90
24	08368 Creative China Holdings Ltd.	2,352.00	0.85
25	08326 Tonking New Energy Group Holdings Ltd.	2,253.59	0.81
26	08262 Super Strong Holdings Ltd.	2,208.00	0.80
27	08097 Pinestone Captial Ltd.	2,160.40	0.78
28	08295 ZZ Capital International Limited	2,094.79	0.75
29	08233 CIG Yangtze Ports PLC	2,070.08	0.75
30	08027 KPM Holding Ltd.	1,920.00	0.69
31	08090 China Assurance Finance Group Ltd.	1,916.98	0.69
32	08153 Code Agriculture (Holdings) Ltd.	1,916.73	0.69
33	08196 Great Water Holdings Ltd.	1,905.00	0.69
34	08030 Flying Financial Service Holdings Ltd.	1,835.32	0.66
35	08058 Shandong Luoxin Pharmaceutical Group Stock Co., Ltd. – H Shs	1,810.16	0.65
36	08176 SkyNet Group Ltd.	1,754.78	0.63
37	08260 Yin He Holdings Ltd.	1,635.64	0.59
38	08310 Dafeng Port Heshun Technology Co. Ltd.	1,610.00	0.58
39	08133 Jete Power Holdings Ltd.	1,575.00	0.57
40	08172 Lajin Entertainment Network Group Ltd.	1,548.14	0.56
41	08029 Sun International Resources Ltd.	1,544.45	0.56
42	08267 Linekong Interactive Group Co., Ltd.	1,516.05	0.55
43	08292 Worldgate Global Logistics Ltd.	1,504.00	0.54
44	08007 Global Strategic Group Ltd.	1,470.30	0.53
45	08077 KVB Kunlun Financial Group Ltd.	1,423.27	0.51
46	08246 Northern New Energy Holdings Ltd.	1,407.64	0.51
47	08016 Changhong Jiahua Holdings Ltd.	1,381.92	0.50
48	08311 Perfect Optronics Ltd.	1,379.83	0.50
49	08312 China Hanya Group Holdings Ltd.	1,361.60	0.49
50	08215 First Credit Finance Group Ltd.	1,324.51	0.48
Total		199,695.38	71.97
Market Total		277,457.32	100.00

GEM EQUITIES

New Listing Statistics – equities for GEM

		No. of newly listed companies	Funds raised (HK\$ mil.)
2015	Q3	7	777.74
	Q4	13	931.94
2016	Q1	6	344.80
	Q2	9	801.32
	Q3	10	775.30

Newly Listed Companies for GEM

for 3rd quarter 2016

Code	Company name	Listing date	No. of issued shares	Funds raised (HK\$ mil.)
08292	Worldgate Global Logistics Ltd.	2016/07/06	800,000,000	70.00
08281	China Golden Classic Group Ltd.	2016/07/08	1,000,000,000	107.50
08229	Future Data Group Ltd.	2016/07/08	400,000,000	58.00
08232	Classified Group (Holdings) Ltd.	2016/07/11	400,000,000	77.00
08328	Xinyi Automobile Glass Hong Kong Enterprises Ltd.	2016/07/11	540,112,962	38.50
08360	AL Group Ltd.	2016/07/12	480,000,000	76.80
08333	Astrum Financial Holdings Ltd.	2016/07/14	800,000,000	120.00
08293	SingAsia Holdings Ltd.	2016/07/15	250,000,000	62.50
08056	Dining Concepts Holdings Ltd	2016/08/05	810,250,000	90.00
08300	Royal Catering Group Holdings Co. Ltd.	2016/08/08	2,000,000,000	75.00
Total				775.30

Withdrawal of Listed Companies – GEM

for 3rd quarter 2016

Code	Company name	Last trading date	Delisted date
08068	New Universe Environmental Group Ltd. *	2016/07/29	2016/08/01 §
08305	Kwan On Holdings Ltd. *	2016/08/12	2016/08/15 §
08099	China Wood Optimization (Holding) Ltd. *	2016/09/09	2016/09/12 §

* Transfers of listing from GEM to Main Board pursuant to the revised Rule 9.24 of the GEM Listing Rules and to the new Chapter 9A of the Main Board Listing Rules effective from 1 July 2008.

§ Effective date of the transfer of listing from GEM to Main Board.

GEM EQUITIES

Company Name Changes for GEM

for 3rd quarter 2016

Code	Old name	New name	Effective date	Adoption date
08261	Haitian Hydropower International Ltd.	Haitian Energy International Ltd.	2016/05/25	2016/07/13
08312	Brilliance Worldwide Holdings Ltd.	China Hanya Group Holdings Ltd.	2016/06/30	2016/07/22
08103	Tai Shing International (Holdings) Ltd.	Trillion Grand Corporate Co. Ltd.	2016/07/05	2016/07/26
08109	Creative Energy Solutions Holdings Ltd.	Kirin Group Holdings Ltd.	2016/06/21	2016/07/29
08088	AID Partners Capital Holdings Ltd.	AID Partners Technology Holdings Ltd.	2016/06/28	2016/08/05
08295	Asian Capital Holdings Ltd.	ZZ Capital International Limited	2016/08/10	2016/09/07
08078	China 3D Digital Entertainment Ltd.	HMV Digital China Group Ltd.	2016/08/02	2016/09/14
08206	China Communication Telecom Services Co. Ltd.	Shentong Robot Education Group Co. Ltd.	2016/08/05	2016/09/15

Bonus Issues / Bonus Warrants for GEM

for 3rd quarter 2016

Code	Company	Particulars	Ex-date
08108	Grand Peace Group Holdings Ltd.	1 for 5 offer shares	2016/07/08
08098	CL Group (Holdings) Ltd.	1 for 1	2016/08/09

Share Split / Consolidation for GEM

for 3rd quarter 2016

Code	Company	Particulars	Effective date
08133	Jete Power Holdings Ltd.	Split 1 into 5	2016/07/08
08351	Larry Jewelry International Co. Ltd.	Consolidation 10 into 1	2016/07/26
08108	Grand Peace Group Holdings Ltd.	Consolidation 10 into 1	2016/08/11
08027	KPM Holding Ltd.	Split 1 into 8	2016/08/19
08207	Credit China Holdings Ltd.	Split 1 into 5	2016/09/19
08200	Sau San Tong Holdings Ltd.	Consolidation 2 into 1	2016/09/23
08132	China Oil Gangran Energy Group Holdings Ltd.	Consolidation 2 into 1	2016/09/30

Rights Issues & Open Offers for GEM

for 3rd quarter 2016

Month	Code	Company	Ratio	Funds raised (HK\$ mil.)
Aug	08108	Grand Peace Group Holdings Ltd.	Open offer 10 for 1 @\$0.12 with bonus 1 for 5 offer shs	425.87
	08351	Larry Jewelry International Co. Ltd.	Rts 9 for 1 @\$0.13 (after consolidation 10 into 1)	394.34
Total				820.21

GEM EQUITIES

Placing*

Month	Code	Company	No. of new shares placed	Placing price (HK\$)	Funds raised (HK\$ mil.)
2016					
Jul	08095	BEIDA JADE BIRD	96,960,000	0.9900	95.99
	08086	DX.COM HOLDINGS	295,832,000	0.1100	32.54
	08100	GET HOLDINGS	8,583,000	0.5000	4.29
	08063	GLOBAL M HLDG	458,700,000	0.1000	45.87
	08186	IR RESOURCES	577,260,000	0.0380	21.94
	08125	KATE CHINA	33,000,000	2.4500	80.85
	08011	POLYARD PETRO	40,000,000	0.4140	16.56
	08103	TRILLION GRAND	19,870,313	0.5700	11.33
	08260	YIN HE HLDGS	11,500,000	0.6710	7.72
	Aug	08279	AGTECH HOLDINGS	4,817,399,245	0.3478
08148		AURUM PACIFIC	151,200,000	0.1290	19.50
08166		CHINA ECO-FARM	288,000,000	0.1500	43.20
08132		CHINAOILGANGRAN	48,000,000	0.0760	3.65
08179		FOOD IDEA	130,560,000	0.1530	19.98
08143		HUA XIA HEALTH	339,000,000	0.3100	105.09
08195		L&A INTL HOLD	2,869,886,385	0.0209	59.98
08256		NETEL	9,800,000	0.1000	0.98
08001		ORIENTSEC INT	18,000,000	0.8200	14.76
08037		RUI KANG PHARM	131,380,000	0.1690	22.20
Sep	08326	TK NEW ENERGY	9,000,000	5.5700	50.13
	08173	UNION ASIA ENT	569,199,627	0.0800	45.54
	08312	CHINA HANYA	48,000,000	0.6300	30.24
	08018	FINSOFT FIN	144,000,000	0.1500	21.60
	08266	GOLD TAT GP	534,608,000	0.0690	36.89
	08181	KONGSHUMUNION	99,000,000	0.2300	22.77
	08197	NORTHEAST TIGER	41,400,000	0.9700	40.16
	08047	SKY FOREVER	335,760,000	0.1000	33.58
08260	YIN HE HLDGS	30,000,000	1.0400	31.20	
Total					2,594.01

* Due to the reporting time-lag, placing figures for the quarter are provisional.

GEM WARRANTS

Warrant Trading and Market Value Statistics – GEM

		Number	Turnover value (HK\$ mil.)	Market value (HK\$ mil.)
2015	Q3	1	41.31	18.74
	Q4	1	4.37	9.86
2016	Q1	2	2.64	99.62
	Q2	2	31.57	72.78
	Q3	1	5.98	62.92

Newly Listed Equity GEM Warrants

for 3rd quarter 2016

Code	Equity warrants	Initial issued amount (HK)	Listing date	Expiry	Amount raised (HK\$ mil.)
	Nil				
Total					-

STOCK MARKET INDICES

Hang Seng Index



S&P/HKEX LargeCap Index



S&P/HKEX GEM Index



STOCK MARKET INDICES

Hong Kong Stock Market Indices

Index	End of Sep 2016 Close	End of Jun 2016 Close	Change %
S&P/HKEX LargeCap Index	29251.49	25732.40	+ 13.68%
S&P/HKEX GEM Index	392.83	400.97	- 2.03%
HANG SENG INDEX	23297.15	20794.37	+ 12.04%
SECTORIAL INDICES			
Finance	30764.33	26930.21	+ 14.24%
Utilities	54938.17	52962.03	+ 3.73%
Properties	34163.44	29566.15	+ 15.55%
Commerce & Industry	13881.71	12636.24	+ 9.86%
HANG SENG CHINA-AFFILIATED CORPORATIONS INDEX	3861.20	3624.86	+ 6.52%
HANG SENG CHINA ENTERPRISES INDEX	9581.93	8712.89	+ 9.97%

STOCK MARKET INDICES

World Indices

Index	End of Sep 2016 Close	End of Jun 2016 Close	Change %
HONG KONG			
S&P/HKEX LargeCap Index	29251.49	25732.40	+ 13.68%
Hang Seng Index	23297.15	20794.37	+ 12.04%
AUSTRALIA			
All Ordinaries Index	5525.15	5310.41	+ 4.04%
JAKARTA			
Composite Index	5364.80	5016.65	+ 6.94%
JAPAN			
Nikkei (225)	16449.84	15575.92	+ 5.61%
KOREA			
KOSPI Index	2043.63	1970.35	+ 3.72%
KUALA LUMPUR			
Composite Index	1652.55	1654.08	- 0.09%
MANILA			
Composite Index	7629.73	7796.25	- 2.14%
NEW ZEALAND			
NZSE (50)	7361.09	6897.53	+ 6.72%
SHANGHAI			
A Shares Index	3145.17	3066.50	+ 2.57%
B Shares Index	354.14	346.75	+ 2.13%
SHENZHEN			
A Shares Index	2087.32	2065.49	+ 1.06%
B Shares Index	1186.23	1100.25	+ 7.81%
SINGAPORE			
Straits Times Index	2869.47	2840.93	+ 1.00%
TAIWAN			
Taipei Weighted Stock Index	9166.85	8666.58	+ 5.77%
THAILAND			
SET Index	1483.21	1444.99	+ 2.65%
NEW YORK			
DJIA	18308.15	17929.99	+ 2.11%
Nasdaq Composite Index	5312.00	4842.67	+ 9.69%
TORONTO			
S&P/TSX Composite Index	14725.86	14064.54	+ 4.70%
GERMANY			
DAX Kursindex	5116.12	4713.91	+ 8.53%
LONDON			
FTSE 100 Index	6899.33	6504.33	+ 6.07%

DERIVATIVES MARKET – FUTURES AND OPTIONS

Contract Volume by Derivatives Products

Derivatives product	Contracts	
	3rd Quarter 2016	3rd Quarter 2015
Hang Seng Index Futures	8,184,656	5,212,839
Hang Seng Index Options	2,379,876	2,093,981
Mini-Hang Seng Index Futures	3,138,473	3,064,596
Mini-Hang Seng Index Options	368,740	264,749
H-shares Index Futures	7,820,556	9,576,380
H-shares Index Options	5,044,056	5,215,983
Mini H-shares Index Futures	1,123,616	2,164,280
Mini H-shares Index Options ¹	59,588	–
Flexible Hang Seng Index Options	0	1,300
Flexible H-shares Index Options	942	5,347
HSI Dividend Point Index Futures	102	2,102
HSCEI Dividend Point Index Futures	129,413	56,952
HSI Volatility Index Futures	2	139
CES China 120 Index Futures	158	3,363
CES Gaming Top 10 Index Futures ²	0	–
Hang Seng Mainland Oil & Gas Index Futures ³	0	–
Hang Seng Mainland Banks Index Futures ⁴	17	–
Hang Seng Mainland Healthcare Index Futures ⁵	0	–
Hang Seng Mainland Properties Index Futures ⁶	0	–
Hang Seng IT Hardware Index Futures ⁷	0	–
Hang Seng Software & Services Index Futures ⁸	0	–
IBOVESPA Futures	0	0
MICEX Index Futures	0	0
S&P BSE Sensex Index Futures	0	0
FTSE/JSE Top40 Futures	0	0
Stock Futures	42,071	170,322
Stock Options	19,509,020	23,674,156
Three-month HIBOR Futures	0	10
One-month HIBOR Futures	0	3
Three-year Exchange Fund Note Futures ⁹	–	–
RMB Currency Futures – USD/CNH Futures	75,158	86,580
RMB Currency Futures – EUR/CNH Futures ¹⁰	581	–
RMB Currency Futures – JPY/CNH Futures ¹¹	372	–
RMB Currency Futures – AUD/CNH Futures ¹²	62	–
RMB Currency Futures – CNH/USD Futures ¹³	980	–
London Aluminium Mini Futures	392	1,864
London Zinc Mini Futures	2,099	2,664
London Copper Mini Futures	1,095	4,716
London Lead Mini Futures ¹⁴	3	–
London Nickel Mini Futures ¹⁵	7,155	–
London Tin Mini Futures ¹⁶	26	–
Total	47,889,209	51,602,326

¹ Trading in Mini H-shares Index Options commenced on 05 Sep 2016

² Trading in CES Gaming Top 10 Index Futures commenced on 09 May 2016

³ Trading in Hang Seng Mainland Oil & Gas Index Futures commenced on 09 May 2016

⁴ Trading in Hang Seng Mainland Banks Index Futures commenced on 09 May 2016

⁵ Trading in Hang Seng Mainland Healthcare Index Futures commenced on 09 May 2016

⁶ Trading in Hang Seng Mainland Properties Index Futures commenced on 09 May 2016

⁷ Trading in Hang Seng IT Hardware Index Futures commenced on 09 May 2016

⁸ Trading in Hang Seng Software & Services Index Futures commenced on 09 May 2016

⁹ Trading in 3-Year Exchange Fund Note Futures suspended with effect from 14 Sep 2015

¹⁰ Trading in RMB Currency Futures – EUR/CNH Futures commenced on 30 May 2016

¹¹ Trading in RMB Currency Futures – JPY/CNH Futures commenced on 30 May 2016

¹² Trading in RMB Currency Futures – AUD/CNH Futures commenced on 30 May 2016

¹³ Trading in RMB Currency Futures – CNH/USD Futures commenced on 30 May 2016

¹⁴ Trading in London Lead Mini Futures commenced on 14 Dec 2015

¹⁵ Trading in London Nickel Mini Futures commenced on 14 Dec 2015

¹⁶ Trading in London Tin Mini Futures commenced on 14 Dec 2015

DERIVATIVES MARKET – FUTURES AND OPTIONS

Hang Seng Index Futures – Contract Volume and Open Interest (contracts)

		Total contract volume	Quarter-end open interest
2015	Q3	5,212,839	102,582
	Q4	7,209,070	97,118
2016	Q1	8,344,875	105,887
	Q2	8,405,492	104,573
	Q3	8,184,656	157,669

Mini Hang Seng Index Futures – Contract Volume and Open Interest (contracts)

		Total contract volume	Quarter-end open interest
2015	Q3	3,064,596	7,431
	Q4	2,611,709	7,556
2016	Q1	3,087,080	9,138
	Q2	3,282,211	10,857
	Q3	3,138,473	9,151

Hang Seng Index Options – Contract Volume and Open Interest (contracts)

		Total contract volume	Quarter-end open interest
2015	Q3	2,093,981	257,268
	Q4	1,622,372	172,564
2016	Q1	2,255,893	243,225
	Q2	2,405,701	226,187
	Q3	2,379,876	280,913

H-Share Index Futures – Contract Volume and Open Interest (contracts)

		Total contract volume	Quarter-end open interest
2015	Q3	9,576,380	349,891
	Q4	7,894,548	384,767
2016	Q1	9,089,155	357,894
	Q2	8,563,874	366,688
	Q3	7,820,556	349,588

Stock Options Market Turnover and Open Interest (contracts)

		Total Premium (HK\$ mil.)	Total contract volume	Quarter-end open interest
2015	Q3	22,706.73	23,674,156	6,679,004
	Q4	9,781.44	15,195,091	4,827,678
2016	Q1	11,846.68	17,289,771	5,368,449
	Q2	8,723.16	18,146,397	5,550,885
	Q3	8,985.98	19,509,020	6,045,816

DERIVATIVES MARKET – FUTURES AND OPTIONS

Stock Options Premium by Class

for 3rd Quarter 2016

Options class		Premium (HK\$ mil.)	% of total
X ISHARES A50	A50	281.63	3.13%
ANHUI CONCH	ACC	30.28	0.34%
AIA	AIA	267.30	2.97%
CHALCO	ALC	2.46	0.03%
CAM CSI300	AMC	124.13	1.38%
BANKCOMM	BCM	9.45	0.11%
BANK OF E ASIA	BEA	9.61	0.11%
BELLE INT'L	BIH	4.16	0.05%
BOC HONG KONG	BOC	40.42	0.45%
BYD COMPANY	BYD	38.45	0.43%
CHINA COMM CONS	CCC	30.97	0.34%
CHINA COAL	CCE	5.74	0.06%
CHINA COSCO	CCS	2.04	0.02%
CHINA CINDA	CDA	5.65	0.06%
CGN POWER	CGN	5.03	0.06%
CHINA MOBILE	CHT	564.14	6.28%
CHINA UNICOM	CHU	84.93	0.95%
CITIC	CIT	14.21	0.16%
CKH HOLDINGS	CKH	190.25	2.12%
CK PROPERTY	CKP	26.34	0.29%
CHINA LIFE	CLI	565.25	6.29%
CLP HOLDINGS	CLP	29.85	0.33%
CM BANK	CMB	50.67	0.56%
CNOOC	CNC	183.75	2.04%
CHINA OVERSEAS	COL	268.12	2.98%
CATHAY PAC AIR	CPA	3.79	0.04%
SINOPEC CORP	CPC	54.10	0.60%
CPIC	CPI	34.48	0.38%
CHINA RAIL CONS	CRC	6.48	0.07%
CHINA RAILWAY	CRG	4.53	0.05%
CHINA RES LAND	CRL	38.10	0.42%
X WISECSI300ETF	CS3	0.02	0.00%
CSOP A50 ETF	CSA	379.91	4.23%
CHINA SHENHUA	CSE	56.47	0.63%
CITIC BANK	CTB	13.01	0.14%
CHINA TELECOM	CTC	28.15	0.31%
CITIC SEC	CTS	15.80	0.18%
DONGFENG GROUP	DFM	11.46	0.13%
ESPRIT HOLDINGS	ESP	0.26	0.00%
FIH	FIH	0.25	0.00%
GALAXY ENT	GLX	215.51	2.40%
GREATWALL MOTOR	GWM	38.90	0.43%
HAITONG SEC	HAI	52.00	0.58%
HS H-SHARE ETF	HCF	19.93	0.22%
POWER ASSETS	HEH	24.54	0.27%
HKEX	HEX	808.26	8.99%
HENGAN INT'L	HGN	8.73	0.10%
HSBC HOLDINGS	HKB	614.74	6.84%
HK & CHINA GAS	HKG	3.68	0.04%
HENDERSON LAND	HLD	37.33	0.42%
HUANENG POWER	HNP	29.76	0.33%
HANG SENG BANK	HSB	28.48	0.32%
JIANGXI COPPER	JXC	15.36	0.17%
KUNLUN ENERGY	KLE	5.40	0.06%
KINGSOFT	KSO	39.47	0.44%
LENOVO GROUP	LEN	79.23	0.88%
LI & FUNG	LIF	9.41	0.10%
MENGIU DAIRY	MEN	3.79	0.04%

DERIVATIVES MARKET – FUTURES AND OPTIONS

Options class		Premium (HK\$ mil.)	% of total
MGM CHINA	MGM	1.33	0.01%
MINSHENG BANK	MSB	218.43	2.43%
MTR CORPORATION	MTR	11.89	0.13%
CNBM	NBM	13.89	0.15%
NCI	NCL	8.33	0.09%
NEW WORLD DEV	NWD	25.12	0.28%
PING AN	PAI	497.07	5.53%
PETROCHINA	PEC	71.87	0.80%
PICC P&C	PIC	51.65	0.57%
PICC GROUP	PIN	6.28	0.07%
GCL-POLY ENERGY	PLE	4.50	0.05%
R&F PROPERTIES	RFP	1.75	0.02%
SANDS CHINA LTD	SAN	137.97	1.54%
SHK PPT	SHK	460.37	5.12%
STANCHART	STC	6.97	0.08%
SWIRE PACIFIC A	SWA	18.78	0.21%
TENCENT	TCH	1,457.34	16.22%
TRACKER FUND	TRF	8.87	0.10%
WHARF HOLDINGS	WHL	53.84	0.60%
WANT WANT CHINA	WWC	3.41	0.04%
ABC	XAB	59.24	0.66%
BANK OF CHINA	XBC	78.07	0.87%
CCB	XCC	156.05	1.74%
ICBC	XIC	87.16	0.97%
YANZHOU COAL	YZC	17.07	0.19%
ZIJIN MINING	ZJM	12.55	0.14%
Total		8,985.98	100.00%

DERIVATIVES MARKET – FUTURES AND OPTIONS

Stock Options Contract Volume by Class

for 3rd Quarter 2016

Options class		Contract volume	% of total
X ISHARES A50	A50	251,890	1.29%
ANHUI CONCH	ACC	93,498	0.48%
AIA	AIA	350,112	1.79%
CHALCO	ALC	12,105	0.06%
CAM CSI300	AMC	78,380	0.40%
BANKCOMM	BCM	61,252	0.31%
BANK OF E ASIA	BEA	51,477	0.26%
BELLE INT'L	BIH	17,108	0.09%
BOC HONG KONG	BOC	158,714	0.81%
BYD COMPANY	BYD	40,556	0.21%
CHINA COMM CONS	CCC	120,674	0.62%
CHINA COAL	CCE	24,659	0.13%
CHINA COSCO	CCS	11,589	0.06%
CHINA CINDA	CDA	13,300	0.07%
CGN POWER	CGN	7,322	0.04%
CHINA MOBILE	CHT	735,511	3.77%
CHINA UNICOM	CHU	166,488	0.85%
CITIC	CIT	39,621	0.20%
CKH HOLDINGS	CKH	255,136	1.31%
CK PROPERTY	CKP	21,249	0.11%
CHINA LIFE	CLI	1,075,496	5.51%
CLP HOLDINGS	CLP	44,602	0.23%
CM BANK	CMB	218,564	1.12%
CNOOC	CNC	674,927	3.46%
CHINA OVERSEAS	COL	201,646	1.03%
CATHAY PAC AIR	CPA	9,855	0.05%
SINOPEC CORP	CPC	174,278	0.89%
CPIC	CPI	53,477	0.27%
CHINA RAIL CONS	CRC	35,628	0.18%
CHINA RAILWAY	CRG	18,936	0.10%
CHINA RES LAND	CRL	30,243	0.16%
X WISECSI300ETF	CS3	50	0.00%
CSOP A50 ETF	CSA	343,112	1.76%
CHINA SHENHUA	CSE	239,857	1.23%
CITIC BANK	CTB	105,044	0.54%
CHINA TELECOM	CTC	86,882	0.45%
CITIC SEC	CTS	37,317	0.19%
DONGFENG GROUP	DFM	21,254	0.11%
ESPRIT HOLDINGS	ESP	7,753	0.04%
FIH	FIH	1,133	0.01%
GALAXY ENT	GLX	288,845	1.48%
GREATWALL MOTOR	GWM	296,767	1.52%
HAITONG SEC	HAI	70,106	0.36%
HS H-SHARE ETF	HCF	14,026	0.07%
POWER ASSETS	HEH	38,331	0.20%
HKEX	HEX	2,032,257	10.42%
HENGAN INT'L	HGN	14,935	0.08%
HSBC HOLDINGS	HKB	1,326,103	6.80%
HK & CHINA GAS	HKG	19,999	0.10%
HENDERSON LAND	HLD	35,772	0.18%
HUANENG POWER	HNP	82,937	0.43%
HANG SENG BANK	HSB	118,379	0.61%
JIANGXI COPPER	JXC	55,218	0.28%
KUNLUN ENERGY	KLE	10,301	0.05%
KINGSOFT	KSO	57,582	0.30%
LENOVO GROUP	LEN	229,235	1.18%
LI & FUNG	LIF	25,530	0.13%
MENGIU DAIRY	MEN	10,588	0.05%

DERIVATIVES MARKET – FUTURES AND OPTIONS

Options class		Contract volume	% of total
MGM CHINA	MGM	8,350	0.04%
MINSHENG BANK	MSB	228,092	1.17%
MTR CORPORATION	MTR	35,282	0.18%
CNBM	NBM	62,201	0.32%
NCI	NCL	9,338	0.05%
NEW WORLD DEV	NWD	58,218	0.30%
PING AN	PAI	1,107,534	5.68%
PETROCHINA	PEC	268,307	1.38%
PICC P&C	PIC	80,756	0.41%
PICC GROUP	PIN	12,512	0.06%
GCL-POLY ENERGY	PLE	12,335	0.06%
R&F PROPERTIES	RFP	8,017	0.04%
SANDS CHINA LTD	SAN	406,949	2.09%
SHK PPT	SHK	173,987	0.89%
STANCHART	STC	58,470	0.30%
SWIRE PACIFIC A	SWA	26,572	0.14%
TENCENT	TCH	2,917,311	14.95%
TRACKER FUND	TRF	30,748	0.16%
WHARF HOLDINGS	WHL	41,506	0.21%
WANT WANT CHINA	WWC	14,215	0.07%
ABC	XAB	82,732	0.42%
BANK OF CHINA	XBC	944,920	4.84%
CCB	XCC	1,261,369	6.47%
ICBC	XIC	945,248	4.85%
YANZHOU COAL	YZC	47,118	0.24%
ZIJIN MINING	ZJM	49,327	0.25%
Total		19,509,020	100.00%

CLEARING & SETTLEMENT

Average Daily Settlement Instructions (SIs) Settled in CCASS

(both delivering and receiving SIs are counted)

Year/Month		Number of SIs	SIs by shares (bil. shs)	SIs by value (HK\$bil.)
2015	Q3	101,225	58.26	243.97
	Q4	89,652	47.71	188.39
2016	Q1	85,208	47.09	170.11
	Q2	81,388	47.01	183.39
	Q3	82,516	47.08	190.09

Average Daily Investor Settlement Instructions (ISIs) settled in CCASS

(one sided ISIs are counted)

Year/month		Number of ISIs	ISIs by shares (Mil shs)	ISIs by value (HK\$ mil.)
2015	Q3	390	193.07	220.27
	Q4	267	61.49	101.52
2016	Q1	249	129.91	89.17
	Q2	272	102.77	169.31
	Q3	314	61.95	148.35

Securities under CCASS Custody

(balances at quarter end)

Year/Month		Number of shares (bil. shs)	% of issued shares of admitted securities	Market value (HK\$ bil.)	% of market capitalisation of admitted securities
2015	Q3	5,397.98	74.44	14,074.11	56.13
	Q4	5,467.21	74.50	15,071.15	56.58
2016	Q1	5,558.03	74.67	14,395.88	56.61
	Q2	5,694.08	73.49	14,309.49	49.13
	Q3	5,865.26	74.21	15,979.62	57.22

Share quantity and market value of securities in non-HKD currency are included

CLEARING & SETTLEMENT

Average Daily Stock Exchange Trades Processed in CCASS

(including CNS trades, isolated trades and cross trades)

Year/Month		No. of CCASS trades	% of Exchange trades	No. of shares (Mil. shs)	% of market turnover	Value of trades (HK\$ mil.)	% of market turnover
2015	Q3	1,449,054	100	226,605.64	100	98,705.62	100
	Q4	1,106,299	100	210,829.38	100	70,729.28	100
2016	Q1	1,196,563	100	221,073.88	100	72,576.98	100
	Q2	1,030,032	100	191,095.88	100	62,524.66	100
	Q3	1,047,611	100	174,563.55	100	68,188.97	100

Average Daily Netting Efficiency of CNS Trades

(in stock positions and share quantity)

Year/Month		No. of CNS stock positions	Netting efficiency (%)	No. of shares due for settlement (Mil. shs)	Netting efficiency (%)
2015	Q3	85,219	96.81	30,285.88	93.26
	Q4	72,118	96.46	24,746.99	93.92
2016	Q1	69,511	96.91	24,993.76	94.24
	Q2	66,419	96.57	23,875.24	93.49
	Q3	70,706	96.36	23,634.05	92.51

Average Daily Settlement Efficiency of CNS Stock Positions

Year/Month		Settlement efficiency (%)	
		S day	S + 1 day
2015	Q3	99.93	99.99
	Q4	99.92	99.99
2016	Q1	99.93	99.99
	Q2	99.92	99.99
	Q3	99.91	99.99

CLEARING & SETTLEMENT

Open Interest by Derivatives Products

Derivatives product	Contracts	
	3rd Quarter 2016	3rd Quarter 2015
Hang Seng Index Futures	157,669	102,582
Hang Seng Index Options	280,913	257,268
Mini-Hang Seng Index Futures	9,151	7,431
Mini-Hang Seng Index Options	9,370	7,571
H-shares Index Futures	349,588	349,891
H-shares Index Options	2,560,117	2,165,685
Mini H-shares Index Futures	5,049	5,022
Mini H-shares Index Options ¹	5,441	-
Flexible Hang Seng Index Options	2,975	1,400
Flexible H-shares Index Options	13,569	29,912
HSI Dividend Point Index Futures	7,081	6,381
HSCEI Dividend Point Index Futures	157,453	76,873
HSI Volatility Index Futures	0	-
CES China 120 Index Futures	10	27
CES Gaming Top 10 Index Futures ²	0	-
Hang Seng Mainland Oil & Gas Index Futures ³	0	-
Hang Seng Mainland Banks Index Futures ⁴	2	-
Hang Seng Mainland Healthcare Index Futures ⁵	0	-
Hang Seng Mainland Properties Index Futures ⁶	0	-
Hang Seng IT Hardware Index Futures ⁷	0	-
Hang Seng Software & Services Index Futures ⁸	0	-
IBOVESPA Futures	0	0
MICEX Index Futures	0	0
S&P BSE Sensex Index Futures	0	0
FTSE/JSE Top40 Futures	0	0
Stock Futures	4,040	17,768
Stock Options	6,045,816	6,679,004
Three-month HIBOR Futures	0	0
One-month HIBOR Futures	0	3
Three-year Exchange Fund Note Futures ⁹	-	-
RMB Currency Futures – USD/CNH Futures	33,340	15,645
RMB Currency Futures – EUR/CNH Futures ¹⁰	50	-
RMB Currency Futures – JPY/CNH Futures ¹¹	4	-
RMB Currency Futures – AUD/CNH Futures ¹²	10	-
RMB Currency Futures – CNH/USD Futures ¹³	482	-
London Aluminium Mini Futures	42	84
London Zinc Mini Futures	67	106
London Copper Mini Futures	20	129
London Lead Mini Futures ¹⁴	0	-
London Nickel Mini Futures ¹⁵	100	-
London Tin Mini Futures ¹⁶	0	-
Total	9,642,359	9,722,782

¹ Trading in Mini H-shares Index Options commenced on 05 Sep 2016

² Trading in CES Gaming Top 10 Index Futures commenced on 09 May 2016

³ Trading in Hang Seng Mainland Oil & Gas Index Futures commenced on 09 May 2016

⁴ Trading in Hang Seng Mainland Banks Index Futures commenced on 09 May 2016

⁵ Trading in Hang Seng Mainland Healthcare Index Futures commenced on 09 May 2016

⁶ Trading in Hang Seng Mainland Properties Index Futures commenced on 09 May 2016

⁷ Trading in Hang Seng IT Hardware Index Futures commenced on 09 May 2016

⁸ Trading in Hang Seng Software & Services Index Futures commenced on 09 May 2016

⁹ Trading in 3-Year Exchange Fund Note Futures suspended with effect from 14 Sep 2015

¹⁰ Trading in RMB Currency Futures – EUR/CNH Futures commenced on 30 May 2016

¹¹ Trading in RMB Currency Futures – JPY/CNH Futures commenced on 30 May 2016

¹² Trading in RMB Currency Futures – AUD/CNH Futures commenced on 30 May 2016

¹³ Trading in RMB Currency Futures – CNH/USD Futures commenced on 30 May 2016

¹⁴ Trading in London Lead Mini Futures commenced on 14 Dec 2015

¹⁵ Trading in London Nickel Mini Futures commenced on 14 Dec 2015

¹⁶ Trading in London Tin Mini Futures commenced on 14 Dec 2015

CLEARING & SETTLEMENT

Stock Options Open Interest by Class

as at the end of 3rd Quarter 2016

Options class		Open interest (contracts)	% of total
X ISHARES A50	A50	103,001	1.70
ANHUI CONCH	ACC	28,165	0.47
AIA	AIA	88,121	1.46
CHALCO	ALC	5,483	0.09
CAM CSI300	AMC	18,299	0.30
BANKCOMM	BCM	33,915	0.56
BANK OF E ASIA	BEA	12,809	0.21
BELLE INT'L	BIH	6,837	0.11
BOC HONG KONG	BOC	46,633	0.77
BYD COMPANY	BYD	23,524	0.39
CHINA COMM CONS	CCC	53,125	0.88
CHINA COAL	CCE	14,303	0.24
CHINA COSCO	CCS	3,737	0.06
CHINA CINDA	CDA	5,962	0.10
CGN POWER	CGN	1,567	0.03
CHINA MOBILE	CHT	139,031	2.30
CHINA UNICOM	CHU	55,513	0.92
CITIC	CIT	16,521	0.27
CKH HOLDINGS	CKH	44,924	0.74
CK PROPERTY	CKP	6,867	0.11
CHINA LIFE	CLI	264,690	4.38
CLP HOLDINGS	CLP	7,658	0.13
CM BANK	CMB	93,746	1.55
CNOOC	CNC	203,495	3.37
CHINA OVERSEAS	COL	53,764	0.89
CATHAY PAC AIR	CPA	5,507	0.09
SINOPEC CORP	CPC	87,429	1.45
CPIC	CPI	25,573	0.42
CHINA RAIL CONS	CRC	17,034	0.28
CHINA RAILWAY	CRG	6,843	0.11
CHINA RES LAND	CRL	16,414	0.27
X WISECSI300ETF	CS3	32	0.00
CSOP A50 ETF	CSA	88,036	1.46
CHINA SHENHUA	CSE	52,159	0.86
CITIC BANK	CTB	74,119	1.23
CHINA TELECOM	CTC	51,266	0.85
CITIC SEC	CTS	11,917	0.20
DONGFENG GROUP	DFM	5,241	0.09
ESPRIT HOLDINGS	ESP	3,132	0.05
FIH	FIH	553	0.01
GALAXY ENT	GLX	60,819	1.01
GREATWALL MOTOR	GWM	75,237	1.24
HAITONG SEC	HAI	22,893	0.38

CLEARING & SETTLEMENT

Options class		Open interest (contracts)	% of total
HS H-SHARE ETF	HCF	6,655	0.11
POWER ASSETS	HEH	6,255	0.10
HKEX	HEX	473,899	7.84
HENGAN INT'L	HGN	6,040	0.10
HSBC HOLDINGS	HKB	378,487	6.26
HK & CHINA GAS	HKG	7,760	0.13
HENDERSON LAND	HLD	4,637	0.08
HUANENG POWER	HNP	17,166	0.28
HANG SENG BANK	HSB	54,221	0.90
JIANGXI COPPER	JXC	13,131	0.22
KUNLUN ENERGY	KLE	4,207	0.07
KINGSOFT	KSO	11,020	0.18
LENOVO GROUP	LEN	80,067	1.32
LI & FUNG	LIF	6,703	0.11
MENGNIU DAIRY	MEN	2,293	0.04
MGM CHINA	MGM	1,049	0.02
MINSHENG BANK	MSB	73,611	1.22
MTR CORPORATION	MTR	6,654	0.11
CNBM	NBM	15,418	0.26
NCI	NCL	6,777	0.11
NEW WORLD DEV	NWD	8,460	0.14
PING AN	PAI	406,472	6.72
PETROCHINA	PEC	105,463	1.74
PICC P&C	PIC	25,519	0.42
PICC GROUP	PIN	3,730	0.06
GCL-POLY ENERGY	PLE	5,215	0.09
R&F PROPERTIES	RFP	3,011	0.05
SANDS CHINA LTD	SAN	98,833	1.63
SHK PPT	SHK	26,127	0.43
STANCHART	STC	18,031	0.30
SWIRE PACIFIC A	SWA	10,280	0.17
TENCENT	TCH	772,560	12.78
TRACKER FUND	TRF	13,561	0.22
WHARF HOLDINGS	WHL	9,380	0.16
WANT WANT CHINA	WWC	4,596	0.08
ABC	XAB	43,541	0.72
BANK OF CHINA	XBC	441,428	7.30
CCB	XCC	459,124	7.59
ICBC	XIC	444,672	7.36
YANZHOU COAL	YZC	14,004	0.23
ZIJIN MINING	ZJM	19,865	0.33
Total		6,045,816	100.00

EXCHANGE PARTICIPANTS STATISTICS

Stock Exchange

		No. of Trading Right Holders	Exchange Participants – Trading	Exchange Participants – Non-Trading	Non-Exchange Participants
2015	Q3	556 (965)	505 (905)	35 (44)	16 (16)
	Q4	566 (975)	515 (915)	35 (44)	16 (16)
2016	Q1	575 (981)	526 (925)	33 (40)	16 (16)
	Q2	582 (985)	530 (924)	36 (45)	16 (16)
	Q3	599 (1002)	547 (941)	36 (45)	16 (16)

() No. of trading rights

Futures Exchange

		No. of Trading Right Holders	Exchange Participants – Trading	Exchange Participants – Non-Trading	Non-Exchange Participants
2015	Q3	230 (254)	177 (199)	–	53 (55)
	Q4	232 (256)	179 (201)	–	53 (55)
2016	Q1	230 (253)	177 (198)	–	53 (55)
	Q2	229 (252)	176 (197)	–	53 (55)
	Q3	231 (254)	178 (199)	–	53 (55)

Notes:

- (1) The figures in blanket is the number of trading rights held.
- (2) An Exchange Participant is a corporation who may trade on or through the Exchange and is licensed under the Securities and Futures Ordinance to carry on securities/ futures/options dealing activity.

CLEARING PARTICIPANTS STATISTICS

HKCC Participants

Year/month		Clearing Participants	General Clearing Participants
2015	Q3	149	9
	Q4	151	9
2016	Q1	148	10
	Q2	148	9
	Q3	150	9

SEOCH Participants

Year/month		Direct Clearing Participants	General Clearing Participants
2015	Q3	67	9
	Q4	69	9
2016	Q1	66	10
	Q2	66	9
	Q3	65	9

HKSCC Participants

Year/month		Direct Clearing Participant	General Clearing Participant	Non-broker Participants *
2015	Q3	482	10	43
	Q4	492	10	43
2016	Q1	503	9	43
	Q2	507	9	43
	Q3	525	9	43

* Non-broker participants include Clearing Agency Participants, Custodian Participants and Stock Pledgee Participants.

ACRONYMS

CBBC	Callable Bull/Bear Contract
CCASS	Central Clearing and Settlement System
CNS	Continuous Net Settlement
DCASS	Derivatives Clearing and Settlement System
DR	Depository Receipt
DW	Derivative Warrant
ELI	Equity Linked Instrument
ETF	Exchange Traded Fund
GEM	Growth Enterprise Market
HIBOR	Hong Kong Interbank Offered Rate
HKCC	HKFE Clearing Corporation Ltd
HKEX	Hong Kong Exchanges and Clearing Ltd
HKSCC	Hong Kong Securities Clearing Co Ltd
HSICS	Hang Seng Industry Classification System
ISI	Investor settlement instruction
L&I Products	Leveraged and Inverse Products
NASDAQ	National Association of Securities Dealer Automated Quotations
P/E ratio	Price/earnings ratio
REITs	Real Estate Investment Trusts
RQFII	RMB Qualified Foreign Institutional Investors
S&P	Standard and Poors
SEOCH	SEHK Options Clearing House Ltd, The
SI	Settlement instruction
SS	Stapled securities