

Market Highlights

Main Board

Highlights	4th Quarter 2007	4th Quarter 2006
No. of listed companies	1,048	975
No. of listed securities	5,896	3,184
Equities		
Ordinary shares	1,049	976
Preference shares	2	3
Warrants	4,513	1,986
Equity	30	27
Derivative	4,483	1,959
Equity linked instrument	0	0
Callable bull/bear contracts	131	24
Unit trusts/mutual funds	26	15
Debt securities	175	180
No. of trading only stocks		
Nasdaq stocks	7	7
iShares	2	2
No. of trading days	62	61
Total turnover in value (HK\$ mil.)	8,306,624.28	2,714,945.45
Total turnover in shares (Mil. shs)	9,111,293.30	2,861,591.29
Total number of trades (deals)	47,705,109	20,833,434
Total market capitalisation (HK\$ mil.)	20,536,462.82	13,248,820.50
Average P/E ratio (times)	22.47	17.37
Average dividend yield (%)	2.21	2.19
Number of exchange participants		
– Trading	439	425
– Non-trading	39	44
Turnover in value (HK\$ mil.)		
Highest	209,808.30 (03/10)	76,008.14 (27/10)
Lowest	76,599.73 (27/12)	28,192.07 (18/10)
Turnover in shares (Mil. shs)		
Highest	209,860.13 (16/11)	63,441.79 (16/11)
Lowest	87,941.18 (02/10)	24,493.78 (27/12)
Total number of trades (deals)		
Highest	1,186,477 (03/10)	501,203 (28/12)
Lowest	511,288 (20/12)	227,065 (16/10)

Market Highlights

Growth Enterprise Market (GEM)

Highlights	4th Quarter 2007	4th Quarter 2006
No. of listed companies	193	198
No. of listed securities	196	199
Equities	193	198
Warrants	3	1
No. of trading days	62	61
Total turnover in value (HK\$ mil.)	33,143.14	10,793.45
Total turnover in shares (Mil. shs)	56,880.89	13,280.61
Total number of trades (deals)	705,154	257,886
Total market capitalisation (HK\$ mil.)	161,080.97	88,885.43
Average P/E ratio (times)	44.91	21.86
Average dividend yield (%)	0.68	2.17
Turnover in value (HK\$ mil.)		
Highest	1,691.57 (02/11)	404.17 (01/12)
Lowest	244.95 (20/12)	101.24 (28/12)
Turnover in shares (Mil. shs)		
Highest	2,544.62 (26/10)	464.78 (13/11)
Lowest	449.65 (18/12)	129.40 (04/10)
Total number of trades (deals)		
Highest	21,682 (26/10)	6,173 (10/11)
Lowest	5,341 (28/12)	2,952 (28/12)

Market Highlights

Derivatives Market Highlights

Highlights	4th Quarter 2007	4th Quarter 2006
All futures and options products (excluding stock options)		
No. of trading days	61.0	61.0
Total contract volume	11,888,499	6,750,291
Equity index products	11,813,604	6,709,521
Equity products	66,550	38,337
Interest rates products	8,345	2,433
Average daily contract volume	194,893	110,661
Total open interest as at the quarter end (contracts)	465,980	495,042
Equity index products	457,894	489,250
Equity products	5,954	4,260
Interest rates products	2,132	1,532
Stock options		
No. of newly introduced stock options classes	–	2
No. of stock options as at the quarter end		
Class	47	42
Series	5,986	3,756
Total premium (HK\$ mil.)	54,920.05	7,203.85
Call	30,778.62	4,742.64
Put	24,141.43	2,461.21
Average daily premium (HK\$ mil.)	900.33	118.10
Total contract volume	14,998,891	6,110,304
Call	7,338,541	2,854,729
Put	7,660,350	3,255,575
Average daily contract volume	245,883	100,169
Total open interest as at the quarter end (contracts)	5,314,918	2,533,807
Call	2,297,059	1,093,322
Put	3,017,859	1,440,485
Total number of trades	337,587	127,909
Average daily number of trades	5,534	2,097
Total contracts exercised	2,337,128	752,691
Average premium per contract (HK\$)	3,662	1,179
Average contract per trade (contracts)	44	48
Put volume/call volume	1.04	1.14
Average daily contract volume/open interest	4.6%	4.0%
All futures and options products		
Total contract volume	26,887,390	12,860,595
Total open interest as at the quarter end (contracts)	5,780,898	3,028,849

Market Highlights

Clearing and Settlement Statistics

Securities Market	4th Quarter 2007	4th Quarter 2006
Average Daily Exchange Trades Handled by CCASS		
– Number of trades	780,804	345,756
– Value of trades (HK\$bil.)	134.5	44.7
– Share quantity Involved (bil shares)	147.9	47.1
Average Daily Settlement Instructions (“SIs”) Settled by CCASS		
– Number of SIs	84,422	42,553
– Value of SIs (HK\$bil.)	326.5	120.0
– Share quantity involved (bil. Shares)	75.0	29.1
Average Daily Investor SIs (“ISIs”) Settled by CCASS		
– Number of ISIs	1,054	745
– Value of ISIs (HK\$mil.)	515.9	362.4
– Share quantity involved (mil. shares)	615.6	108.8
Average Daily Settlement Efficiency of CNS Stock Positions on Due Day (T+2) (%)	99.72	99.67
Average Daily Settlement Efficiency of CNS Stock Positions on the Day following the Due Day (T+3) (%)	99.97	99.97
Average Daily Buy-ins Executed on T+3		
– Number of brokers involved	27	15
– Number of buy-ins	21	17
– Value of buy-ins (HK\$mil)	22.2	8.8
Shares Deposited in the CCASS Depository		
– Number of shares (bil shares)	3,570.4	1,657.6
– Percentage of total issued shares of the admitted securities	74.95	58.79
– Value of shares (HK\$bil)	10,438.9	5,754.9
– Percentage of the total market capitalisation of the admitted securities	47.02	40.23
Derivatives Market	4th Quarter 2007	4th Quarter 2006
Open Interest		
– Equity Index Futures	206,756	185,262
– Stock Futures	5,954	4,260
– Interest Rates Futures	2,132	1,532
– Equity Index Options	251,138	303,988
– Stock Options	5,314,918	2,533,807
Cumulative Stock Options Exercised		
– Share quantity involved (mil. shs)	2,273	682
– Value of shares (HK\$bil.)	72	21

Main Board Equities

Equity Turnover

		Share (Mil. shs)	Value (HK\$ mil.)	No. of deals
2006	Q4	519,564.53	2,083,567.32	14,887,863
2007	Q1	935,083.58	2,537,962.63	20,382,757
	Q2	1,577,785.42	3,097,018.37	26,195,005
	Q3	1,058,315.84	4,831,375.67	33,825,488
	Q4	878,390.04	6,044,981.78	35,765,560

Equity Trading Statistics

		No. of trading days	Average daily turnover (HK\$ mil.)	Average value per deal
2006	Q4	61	34,156.84	139,951
2007	Q1	62	40,934.88	124,515
	Q2	59	52,491.84	118,229
	Q3	63	76,688.50	142,832
	Q4	62	97,499.71	169,017

Main Board Equities

20 Most Advanced Stocks

for 4th quarter 2007

Rank	Code	Stock	Closing price			% up
			End of Dec 2007	End of Sep 2007		
1	00745	WING HONG	2.380	0.270	A	781.48
2	01176	NAM FONG INT'L	0.360	0.075		380.00
3	00147	GRANEAGLE HOLD	4.200	0.930		351.61
4	02307	KAM HING INT'L	2.910	1.170		148.72
5	00810	OPES ASIA	0.202	0.095	A	112.63
6	00207	HK PARKVIEW	1.780	0.850		109.41
7	01047	NGAI HING HONG	1.030	0.500		106.00
8	00263	POLY INV HOLD	1.090	0.543	A	100.74
9	01094	SUNNY GLOBAL	0.405	0.212		91.04
10	00423	HKET HOLDINGS	5.400	2.880		87.50
11	00512	MAXX BIOSCIENCE	0.350	0.188		86.17
12	00692	CHING HING	1.120	0.630		77.78
13	02898	LONG FAR PHARMA	2.430	1.370		77.37
14	00999	I.T	2.900	1.780		62.92
15	00629	YUE DA HOLDINGS	6.770	4.180		61.96
16	00538	AJISEN (CHINA)	13.880	8.670		60.09
17	00276	MONGOLIA ENERGY	10.200	6.430		58.63
18	00526	MAGICIAN IND	0.630	0.400	A	57.50
19	02005	LIJUN INT'L	1.350	0.860		56.98
20	00404	HSIN CHONG CONS	2.100	1.340		56.72

A Adjusted

20 Most Declined Stocks

for 4th quarter 2007

Rank	Code	Stock	Closing price			% down
			End of Dec 2007	End of Sep 2007		
1	00097	HENDERSON INV	1.690	12.900		-86.90
2	00376	ASIA TELEMEDIA	0.205	0.830		-75.30
3	00279	FREEMAN CORP	0.043	0.120		-64.17
4	02309	GRANDTOP INT'L	0.315	0.860		-63.37
5	02324	SINO KATALYTICS	0.097	0.230		-57.83
6	01063	SUNCORP TECH	0.165	0.385		-57.14
7	01141	XIN CORP	0.315	0.730		-56.85
8	00913	UNITY INV HOLD	0.060	0.137		-56.20
9	00039	WEALTHMARK INTL	0.760	1.720		-55.81
10	00245	CHINA SEVENSTAR	0.270	0.570		-52.63
11	00706	FINTRONICS	0.185	0.390		-52.56
12	00274	GLOBAL GREEN	1.410	2.950		-52.20
13	00218	SHENYIN WANGUO	7.800	15.980		-51.19
14	00616	EASYKNIT ENT	0.055	0.112	A	-50.89
15	00112	CHI CHEUNG	2.000	4.040		-50.50
16	01228	TAK SHUN TECH	0.101	0.204	A	-50.49
17	01195	SINOTRONICS	0.950	1.860		-48.92
18	00340	CHINA MINING	0.640	1.240		-48.39
19	01382	PACIFICTEXTILES	2.110	4.050		-47.90
20	00885	FOREFRONT GROUP	0.290	0.547	A	-46.98

A Adjusted

Main Board Equities

20 Most Active Stocks by Value

for 4th quarter 2007

Rank	Code	Stock	Turnover (HK\$ mil.)	% of total
1	00857	PETROCHINA	390,397.63	6.46
2	00941	CHINA MOBILE	322,515.64	5.34
3	02628	CHINA LIFE	321,166.41	5.31
4	00005	HSBC HOLDINGS	262,092.77	4.34
5	00386	SINOPEC CORP	194,875.56	3.22
6	01398	ICBC	190,418.63	3.15
7	03988	BANK OF CHINA	183,236.96	3.03
8	00939	CCB	175,924.26	2.91
9	00388	HKEX	156,681.29	2.59
10	00883	CNOOC	141,801.32	2.35
11	00728	CHINA TELECOM	132,969.44	2.20
12	01088	CHINA SHENHUA	125,686.25	2.08
13	00016	SHK PPT	121,667.06	2.01
14	02318	PING AN	106,184.72	1.76
15	03328	BANKCOMM	90,726.58	1.50
16	01800	CHINA COMM CONS	90,630.10	1.50
17	00013	HUTCHISON	83,815.54	1.39
18	01919	CHINA COSCO	81,057.06	1.34
19	00001	CHEUNG KONG	79,882.48	1.32
20	02600	CHALCO	78,390.19	1.30
Total			3,330,119.88	55.09

20 Most Active Stock by Shares

for 4th quarter 2007

Rank	Code	Stock	Turnover (Mil. shs)	% of total
1	03988	BANK OF CHINA	40,937.97	4.66
2	00261	CCT TECH INT'L	31,675.12	3.61
3	01398	ICBC	29,930.72	3.41
4	00985	CHINA SCI-TECH	26,770.11	3.05
5	00857	PETROCHINA	23,857.91	2.72
6	00939	CCB	23,522.67	2.68
7	00728	CHINA TELECOM	21,420.23	2.44
8	00273	WILLIE INT'L	17,473.30	1.99
9	00386	SINOPEC CORP	17,182.54	1.96
10	00959	A-MAX	15,907.11	1.81
11	00202	INTERCHINA HOLD	14,625.26	1.67
12	00419	ASIAN UNION	12,751.26	1.45
13	00269	CHINA TIMBER	10,946.61	1.25
14	00279	FREEMAN CORP	10,246.88	1.17
15	00883	CNOOC	10,213.90	1.16
16	00651	WONSON INT'L	8,876.25	1.01
17	02312	GOLDEN 21-NEW	8,855.20	1.01
18	00990	THEME INT'L	8,839.75	1.01
19	00152	SHENZHEN INT'L	8,278.01	0.94
20	03328	BANKCOMM	7,640.38	0.87
Total			349,951.18	39.84

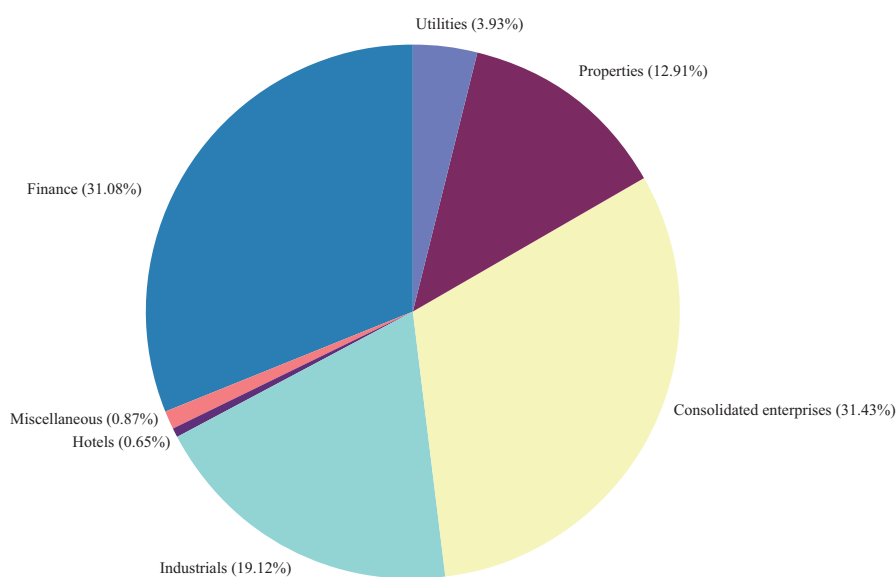
Main Board Equities

Market Capitalisation of listed companies for Main Board

		HK\$ mil.
2006	Q4	13,248,820.50
2007	Q1	13,442,185.92
	Q2	15,704,493.89
	Q3	19,904,015.04
	Q4	20,536,462.82

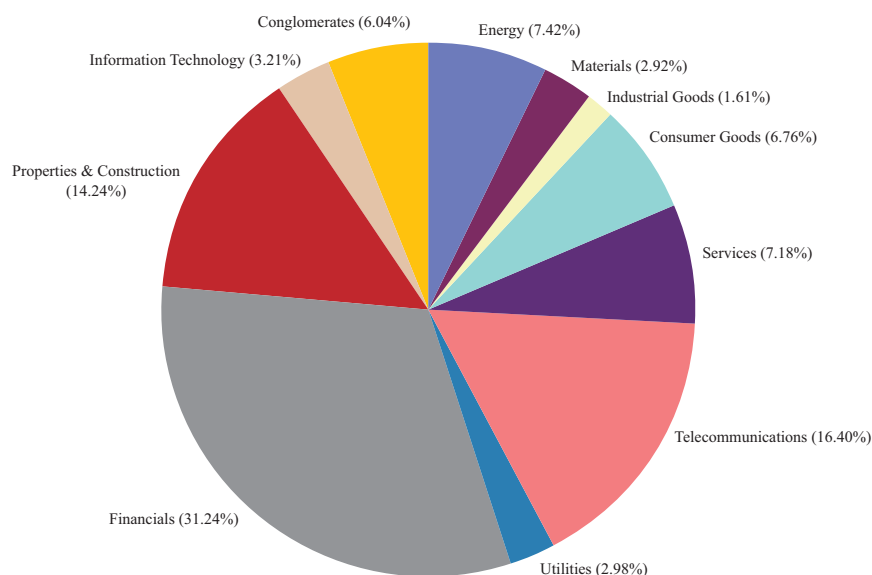
Market Capitalisation by Classifications

Quarter-end figures



Market Capitalisation by Hang Seng Industry Classification System*

Quarter-end figures



* Hang Seng Industry Classification System (HSICS) is provided by Hang Seng Indexes Company Limited. Please see the Disclaimer and the Important Notes – dissemination of HSICS Information.

Main Board Equities

50 Leading Companies by Market Capitalisation

as at the 4th quarter end 2007

Rank	Code	Company	Market capitalisation (HK\$ mil.)	% of market total
1	00941	China Mobile Ltd.	2,761,215.31	13.45
2	00005	HSBC Holdings plc	1,557,820.72	7.59
3	00939	China Construction Bank Corporation – H Shares	1,485,194.85	7.23
4	00883	CNOOC Ltd.	588,136.39	2.86
5	01398	Industrial and Commercial Bank of China Ltd. – H Shares	465,116.41	2.26
6	00016	Sun Hung Kai Properties Ltd.	424,653.60	2.07
7	02888	Standard Chartered PLC	408,206.60	1.99
8	00013	Hutchison Whampoa Ltd.	377,095.15	1.84
9	00001	Cheung Kong (Holdings) Ltd.	333,990.90	1.63
10	00011	Hang Seng Bank Ltd.	307,615.50	1.50
11	02628	China Life Insurance Co. Ltd. – H Shares	300,251.41	1.46
12	00857	PetroChina Co. Ltd. – H Shares	293,274.71	1.43
13	03988	Bank of China Ltd. – H Shares	287,356.55	1.40
14	03328	Bank of Communications Co., Ltd. – H Shares	250,941.41	1.22
15	00762	China Unicom Ltd.	243,992.25	1.19
16	00388	Hong Kong Exchanges and Clearing Ltd.	236,636.63	1.15
17	02388	BOC Hong Kong (Holdings) Ltd.	231,015.25	1.12
18	02318	Ping An Insurance (Group) Co. of China Ltd. – H Shares	214,158.48	1.04
19	00386	China Petroleum & Chemical Corporation – H Shares	197,674.15	0.96
20	00066	MTR Corporation Ltd.	161,032.14	0.78
21	00019	Swire Pacific Ltd.	160,595.35	0.78
22	01088	China Shenhua Energy Co. Ltd. – H Shares	158,373.94	0.77
23	00906	China Netcom Group Corporation (Hong Kong) Ltd.	156,319.52	0.76
24	02007	Country Garden Holdings Co. Ltd.	147,567.20	0.72
25	00101	Hang Lung Properties Ltd.	146,292.47	0.71
26	00003	Hong Kong and China Gas Co. Ltd., The	144,825.30	0.71
27	00330	Esprit Holdings Ltd.	143,608.63	0.70
28	00012	Henderson Land Development Co. Ltd.	142,682.50	0.69
29	01688	Alibaba.com Ltd.	139,697.66	0.68
30	00083	Sino Land Co. Ltd.	133,299.90	0.65
31	00002	CLP Holdings Ltd.	128,239.09	0.62
32	00688	China Overseas Land & Investment Ltd.	124,821.23	0.61
33	02038	Foxconn International Holdings Ltd.	123,318.43	0.60
34	00144	China Merchants Holdings (International) Co. Ltd.	116,632.57	0.57
35	00004	Wharf (Holdings) Ltd., The	112,495.23	0.55
36	00836	China Resources Power Holdings Co. Ltd.	111,389.53	0.54
37	00494	Li & Fung Ltd.	108,682.07	0.53
38	00700	Tencent Holdings Ltd.	105,495.45	0.51
39	00017	New World Development Co. Ltd.	102,689.32	0.50
40	01898	China Coal Energy Co. Ltd. – H Shares	100,613.24	0.49
41	01880	Belle International Holdings Ltd.	99,438.90	0.48
42	00267	CITIC Pacific Ltd.	96,333.78	0.47
43	00006	Hongkong Electric Holdings Ltd.	95,721.64	0.47
44	01800	China Communications Construction Co. Ltd. – H Shares	90,542.38	0.44
45	00683	Kerry Properties Ltd.	89,138.17	0.43
46	00728	China Telecom Corporation Ltd. – H Shares	86,039.94	0.42
47	03968	China Merchants Bank Co., Ltd. – H Shares	84,784.70	0.41
48	02689	Nine Dragons Paper (Holdings) Ltd.	84,678.37	0.41
49	00023	Bank of East Asia, Ltd., The	83,974.35	0.41
50	00293	Cathay Pacific Airways Ltd.	80,376.51	0.39
Total			14,624,045.76	71.21
Market Total			20,536,462.82	100.00

Main Board Equities

Short Selling (value)

		Short selling turnover (HK\$ mil.)	Equity turnover (HK\$ mil.)*	% of equity total
2006	Q4	117,111.80	2,094,360.46	5.59
2007	Q1	173,109.51	2,557,016.51	6.77
	Q2	181,661.61	3,149,502.82	5.77
	Q3	385,530.24	4,885,927.33	7.89
	Q4	569,658.22	6,078,123.87	9.37

* include Main Board and GEM figures

Short Selling (share)

		Short selling turnover (Mil. shs)	Equity turnover (Mil. shs)*	% of equity total
2006	Q4	11,242.28	532,840.17	2.11
2007	Q1	15,217.70	968,810.35	1.57
	Q2	16,158.38	1,655,012.40	0.98
	Q3	27,629.12	1,140,498.01	2.42
	Q4	34,333.59	935,266.06	3.67

* include Main Board and GEM figures

New Listing Companies Statistics

		No. of newly listed companies	Funds raised (HK\$ mil.)
2006	Q4	24	194,465.98
2007	Q1	13	20,003.97
	Q2	19	78,065.11
	Q3	20	60,917.74
	Q4	30	131,456.50

Main Board Equities

Newly Listed Companies

for 4th quarter 2007

Code	Company name	Listing date	No. of issued shares	Funds raised (HK\$ mil.)
03868	Qunxing Paper Holdings Co. Ltd.	2007/10/02	1,045,000,000	1,845.75
03999	DaChan Food (Asia) Ltd.	2007/10/04	1,010,662,000	929.92
00410	SOHO China Ltd.	2007/10/08	5,232,413,000	14,789.21
03883	China Aoyuan Property Group Ltd.	2007/10/09	2,252,500,000	4,186.00
03888	Kingsoft Corporation Ltd.	2007/10/09	1,060,389,340	883.22
03818	China Dongxiang (Group) Co., Ltd.	2007/10/10	5,677,150,000	6,293.38
03998	Bosideng International Holdings Ltd.	2007/10/11	7,994,322,000	6,928.42
03833	Xinjiang Xinxin Mining Industry Co., Ltd. – H Shares	2007/10/12	759,000,000	4,485.00
01828	Dah Chong Hong Holdings Ltd.	2007/10/17	1,800,000,000	4,593.46
03828	Ming Fai International Holdings Ltd.	2007/11/02	600,000,000	527.46
01688	Alibaba.com Ltd.	2007/11/06	5,052,356,500	13,129.82
03800	GCL-Poly Energy Holdings Ltd.	2007/11/13	972,419,487	1,357.92
00672	Zhong An Real Estate Ltd.	2007/11/13	2,000,000,000	3,621.81
00033	Rainbow Brothers Holdings Ltd.	2007/11/19	200,000,000	75.00
00806	Value Partners Group Ltd.	2007/11/22	1,600,000,000	3,143.56
00368	Sinotrans Shipping Ltd.	2007/11/23	4,000,000,000	11,452.00
03808	Sinotruk (Hong Kong) Ltd.	2007/11/28	2,275,199,000	9,984.56
00390	China Railway Group Ltd. – H Shares	2007/12/07	4,207,390,000	22,107.92
00189	Dongyue Group Ltd.	2007/12/10	2,083,623,000	1,131.03
02002	China Sunshine Paper Holdings Co. Ltd.	2007/12/12	407,500,000	645.00
03337	Anton Oilfield Services Group	2007/12/14	2,093,054,000	1,026.11
00220	Uni-President China Holdings Ltd.	2007/12/17	3,599,445,000	4,027.38
00543	Pacific Online Ltd.	2007/12/18	950,000,000	940.50
00285	BYD Electronic (International) Co. Ltd.	2007/12/20	2,272,246,000	6,689.14
01893	China National Materials Co. Ltd. – H Shares	2007/12/20	1,164,148,115	4,821.59
00422	Vietnam Manufacturing and Export Processing (Holdings) Ltd.	2007/12/20	907,680,000	850.95
00117	EYANG Holdings (Group) Co., Ltd.	2007/12/21	405,500,000	137.15
00556	Pan Asia Environmental Protection Group Ltd.	2007/12/21	800,000,000	560.00
00839	Anhui Tianda Oil Pipe Co. Ltd. – H Shares	2007/12/24	167,570,000	–
00505	Xingye Copper International Group Ltd.	2007/12/27	622,500,000	293.25
Total				131,456.50

Withdrawal of Listed Companies

for 4th quarter 2007

Code	Company name	Last trading date	Delisted date
NIL			

Main Board Equities

Company Name Changes

for 4th quarter 2007

Code	Old name	New name	Effective date	Adoption date
00850	Wing Shing International Holdings Ltd.	China Oil Resources Holdings Ltd.	2007/08/31	2007/10/02
00199	Macau Prime Properties Holdings Ltd.	ITC Properties Group Ltd.	2007/09/12	2007/10/15
00723	Anex International Holdings Ltd.	China Rise International Holdings Ltd.	2007/08/31	2007/10/25
00300	Jiaoda Kunji High-Tech Co. Ltd. – H Shares	Shenji Group Kunming Machine Tool Co. Ltd. – H Shares	2007/09/10	2007/10/26
00204	Everest International Investments Ltd.	Temujin International Investments Ltd.	2007/09/14	2007/11/08
00380	World Trade Bun Kee Ltd.	China Pipe Group Ltd.	2007/10/08	2007/11/20
00996	CASH Retail Management Group Ltd.	Oriental Ginza Holdings Ltd.	2007/10/17	2007/11/23
03366	Huali Holdings (Group) Ltd.	Overseas Chinese Town (Asia) Holdings Ltd.	2007/10/11	2007/11/28
00333	Top Form International Ltd. #	Top Form International Ltd.	2007/11/21	2007/12/03
01072	Dongfang Electrical Machinery Co. Ltd. – H Shares	Dongfang Electric Co. Ltd. – H Shares	2007/10/26	2007/12/05
00578	Everbest Energy Holdings Ltd.	Dynamic Energy Holdings Ltd.	2007/11/23	2007/12/05
00066	MTR Corporation Ltd. #	MTR Corporation Ltd.	2007/12/02	2007/12/06
00563	Neo-China Group (Holdings) Ltd.	Neo-China Land Group (Holdings) Ltd.	2007/11/06	2007/12/10
01191	China Rich Holdings Ltd.	Yueshou Environmental Holdings Ltd.	2007/10/26	2007/12/12
00711	Chun Wo Holdings Ltd.	Chun Wo Development Holdings Ltd.	2007/11/15	2007/12/12
00681	Chinese People Gas Holdings Co. Ltd.	Chinese People Holdings Co. Ltd.	2007/10/12	2007/12/13
00139	139 Holdings Ltd.	GR Vietnam Holdings Ltd.	2007/11/26	2007/12/14
02362	Signal Media and Communications Holdings Ltd.	Macau Investment Holdings Ltd.	2007/10/15	2007/12/14
01198	Chitaly Holdings Ltd.	Royale Furniture Holdings Ltd.	2007/11/14	2007/12/21
01215	Guo Xin Group Ltd.	Kai Yuan Holdings Ltd.	2007/10/23	2007/12/21
00736	Northern International Holdings Ltd.	China Properties Investment Holdings Ltd.	2007/11/28	2007/12/27

* Change of English name only

Change of Chinese name only

Main Board Equities

Bonus Issues / Bonus Warrants

for 4th quarter 2007

Code	Company	Particulars	Ex-date
00619	South China Financial Holdings Ltd.	1 2008 wt for 5	2007/10/08
00372	ITC Corporation Ltd.	1 for 5	2007/10/09
00349	Industrial and Commercial Bank of China (Asia) Ltd.	1 2008 wt for 9	2007/10/10
01228	Tak Shun Technology Group Ltd.	4 for 1	2007/10/11
00617	Paliburg Holdings Ltd.	3 wts for 7 offer shs	2007/10/12
02312	Golden 21 Investment Holdings Ltd.	3 for 1	2007/10/18
00263	Poly Investments Holdings Ltd.	3 for 1	2007/10/30
00547	Sun Innovation Holdings Ltd.	23 wt for 50 offer shs	2007/11/02
00300	Shenji Group Kunming Machine Tool Co. Ltd. – H Shares	5 for 10	2007/11/13
00092	Champion Technology Holdings Ltd.	1 2009 wt for 5	2007/11/14
01059	Kantone Holdings Ltd.	1 2009 wt for 5	2007/11/14
00190	HKC (Holdings) Ltd.	1 2009 wt for 10	2007/11/20
00682	Chaoda Modern Agriculture (Holdings) Ltd.	1 for 80	2007/11/22
00028	Tian An China Investments Co. Ltd.	1 2009 wt for 1 offer sh	2007/11/28
00724	Sino-Tech International Holdings Ltd.	1 2010 wt for 5	2007/12/12
00412	Heritage International Holdings Ltd.	1 2009 wt for 5 consolidated shares	2007/12/13
00599	E. Bon Holdings Ltd.	1 for 20	2007/12/20

Share Split / Consolidation

for 4th quarter 2007

Code	Company	Particulars	Effective date
00254	eCyberChina Holdings Ltd.	Consolidation 100 into 1	2007/10/05
02362	Macau Investment Holdings Ltd.	Consolidation 10 into 1	2007/10/16
00055	Chung Tai Printing Holdings Ltd.	Split 1 into 20	2007/10/24
00563	Neo-China Land Group (Holdings) Ltd.	Consolidation 4 into 1	2007/10/29
02801	iShares MSCI China Tracker	Split 1 into 3	2007/10/30
02823	iShares FTSE/Xinhua A50 China Tracker	Split 1 into 10	2007/10/30
00745	Wing Hong (Holdings) Ltd.	Split 1 into 10	2007/11/09
00810	Opes Asia Development Ltd.	Split 1 into 10	2007/11/15
02312	Golden 21 Investment Holdings Ltd.	Consolidation 5 into 1	2007/11/30
00547	Sun Innovation Holdings Ltd.	Split 1 into 10	2007/12/06
02322	Sam Woo Holdings Ltd.	Split 1 into 10	2007/12/11
00724	Sino-Tech International Holdings Ltd.	Split 1 into 10	2007/12/19
00412	Heritage International Holdings Ltd.	Consolidation 5 into 1	2007/12/20
01004	Rising Development Holdings Ltd.	Split 1 into 5	2007/12/20

Main Board Equities

Rights Issues & Open Offers

for 4th quarter 2007

Month	Code	Company	Ratio	Funds raised (HK\$ mil.)
Oct	01185	CASIL Telecommunications Holdings Ltd.	Open offer 4 for 10 @\$0.35	142.40
	00326	China Star Entertainment Ltd.	Rts 1 for 2 @\$0.20	168.75
	00412	Heritage International Holdings Ltd.	Rts 1 for 2 @\$0.10	296.11
	01217	Sino Technology Investments Co. Ltd.	Rts 10 for 1 @\$0.04	145.34
Nov	00347	Angang Steel Co. Ltd. – H Shares	Rts 2.2 for 10 @\$15.91	3,115.18
	00617	Paliburg Holdings Ltd.	Open offer 7 for 20 @\$0.21	554.56
			with bonus 3 wts for 7 offer shs	
	00491	See Corporation Ltd.	Rts 2 for 1 @\$0.12	155.10
	00721	Prime Investments Holdings Ltd.	Open offer 5 for 1 @\$0.101	199.55
	01050	Karrie International Holdings Ltd.	Rts 4 for 10 @\$0.75	123.69
	00547	Sun Innovation Holdings Ltd.	Open offer 1 for 3 @\$1.56	57.33
Dec	00433	Sun Man Tai Holdings Co. Ltd.	Rts 1 for 2 @\$0.06	99.42
	00764	Riche Multi-Media Holdings Ltd.	Open Offer 1 for 2 @\$0.30	195.19
	01003	GFT Holdings Ltd.	Rts 3 for 1 @\$0.038	178.36
	00526	Magician Industries (Holdings) Ltd.	Open offer 1 for 2 @\$0.10	43.44
	00901	Radford Capital Investment Ltd.	Rts 3 for 2 @\$0.10	109.03
	00028	Tian An China Investments Co. Ltd.	Open offer 1 for 5 @\$6.00	1,511.12
Total				7,094.57

Main Board Equities

Placing*

Month	Code	Company	No. of new shares placed	Placing price (HK\$)	Funds raised (HK\$ mil.)
2007					
Jun **	00707	CO-PROSPERITY	120,000,000	1.320	158.40
Aug **	00182	CHINA WINDPOWER	460,000,000	1.200	552.00
Sep **	00419	ASIAN UNION	1,200,000,000	0.160	192.00
	00162	CGD HOLDINGS	49,100,000	0.550	27.01
	00162	CGD HOLDINGS	48,872,727	0.550	26.88
	00910	CH GRAND FOREST	539,560,000	2.400	1,294.94
	00612	CHINA INV FUND	80,000,000	0.276	22.08
	00985	CHINA SCI-TECH	870,000,000	0.220	191.40
	00326	CHINA STAR ENT	274,790,000	0.210	57.71
	00235	CHINA STRATEGIC	88,000,000	0.330	29.04
	00055	CHUNG TAI PRINT	66,400,000	0.900	59.76
	00412	HERITAGE INT'L	987,000,000	0.100	98.70
	00559	HUA YI COPPER	80,000,000	0.960	76.80
	02362	MACAU INV HOLD	125,000,000	0.180	22.50
	00009	MANDARIN ENT	36,000,000	0.570	20.52
	03366	OCT (ASIA)	20,000,000	3.400	68.00
	00263	POLY INV HOLD	53,528,000	1.530	81.90
	00901	RADFORD CAPITAL	174,000,000	0.500	87.00
	00575	REGENT PACIFIC	293,339,464	1.200	352.01
	00482	SANDMARTIN INTL	48,000,000	1.450	69.60
	00650	SHUN CHEONG	23,000,000	0.792	18.22
	02324	SINO KATALYTICS	120,800,000	0.180	21.74
	01051	SMART RICH	100,000,000	0.470	47.00
	01063	SUNCORP TECH	61,460,000	0.390	23.97
	00913	UNITY INV HOLD	500,000,000	0.140	70.00
Oct	01104	APAC RESOURCES	400,000,000	1.480	592.00
	00392	BEIJING ENT	100,000,000	37.100	3,710.00
	00718	BESTWAY INT'L	51,000,000	0.410	20.91
	00108	BUILDMORE INT'L	17,800,000	1.100	19.58
	00380	CHINA PIPE	440,000,000	0.120	52.80
	00736	CHINA PPT INV	83,875,000	0.430	36.07
	00836	CHINA RES POWER	200,000,000	24.300	4,860.00
	01838	CHINAPROPERTIES	90,327,000	4.930	445.31
	00113	DICKSON CONCEPT	62,000,000	7.370	456.94
	00628	DORE HOLDINGS	45,000,000	2.650	119.25
	00038	FIRST TRACTOR	66,990,000	3.950	264.61
	00027	GALAXY ENT	150,000,000	8.580	1,287.00
	00686	GAY GIANO INT'L	10,000,000	2.340	23.40
	00286	G-PROP (HOLD)	1,234,197,208	0.162	199.94
	00139	GR VIETNAM	500,000,000	0.210	105.00
	00582	GREENFIELD CHEM	50,000,000	2.500	125.00
	00275	HANNY HOLDINGS	501,000,000	0.290	145.29
	00275	HANNY HOLDINGS	499,000,000	0.290	144.71
	00190	HKC (HOLDINGS)	686,317,000	2.273	1,560.00
	00190	HKC (HOLDINGS)	1,997,560,000	2.050	4,095.00

Main Board Equities

Month	Code	Company	No. of new shares placed	Placing price (HK\$)	Funds raised (HK\$ mil.)
	00715	HUTCH HARB RING	2,244,444,444	0.450	1,010.00
	00202	INTERCHINA HOLD	2,700,000,000	0.100	270.00
	00683	KERRY PPT	70,000,000	59.233	4,146.28
	00221	LEROI HOLDINGS	6,670,000,000	0.100	667.00
	00487	MACAU SUCCESS	220,000,000	1.062	233.64
	01062	NEW CAPITAL	62,000,000	0.280	17.33
	00810	OPES ASIA	12,360,000	0.980	12.11
	00767	PACIFIC PLYWOOD	100,000,000	0.320	32.00
	00334	PROVIEW INT'L	125,190,000	1.250	156.49
	00901	RADFORD CAPITAL	92,000,000	0.220	20.24
	00242	SHUN TAK HOLD	140,000,000	12.250	1,715.00
	00716	SINGAMAS CONT	91,684,000	4.240	388.74
	00083	SINO LAND	220,000,000	19.576	4,306.72
	00665	TAIFOOK SEC	38,000,000	6.100	231.80
	00988	THE SUN'S GROUP	25,000,000	1.200	30.00
	00467	UNITEDENERGY GP	1,374,000,000	1.760	2,418.24
	00015	VANTAGE INT'L	188,952,000	0.230	43.46
	00856	VST HOLDINGS	186,000,000	3.050	567.30
	03393	WASION METERS	112,680,000	4.560	513.82
	00109	WONDERFUL WORLD	1,835,100,000	0.111	203.70
	00868	XINYI GLASS	128,372,960	10.320	1,324.81
	01068	YURUN FOOD	75,000,000	10.500	787.50
Nov	00735	C P NEW ENERGY	1,300,000,000	0.810	1,053.00
	00162	CGD HOLDINGS	314,300,000	0.680	213.72
	00985	CHINA SCI-TECH	6,000,000,000	0.220	1,320.00
	00269	CHINA TIMBER	900,000,000	0.358	321.75
	00055	CHUNG TAI PRINT	2,220,000,000	0.045	99.90
	01140	CONCEPTA INV	600,000,000	1.200	720.00
	00717	EMPEROR CAPITAL	120,240,000	0.970	116.63
	00027	GALAXY ENT	323,384,000	8.420	2,722.89
	00064	GET NICE	507,102,000	0.600	304.26
	00139	GR VIETNAM	680,000,000	0.250	170.00
	00115	GRAND FIELD GP	100,000,000	0.310	31.00
	02309	GRANDTOP INT'L	69,120,000	0.800	55.30
	01044	HENGAN INT'L	60,000,000	30.470	1,828.20
	00859	HENRY GROUP	64,600,000	1.200	77.52
	00166	NEW TIMES GROUP	107,000,000	1.550	165.85
	00925	PEAKTOP INT'L	79,000,000	0.450	35.55
	00555	REX FINANCIAL H	648,000,000	1.520	984.96
	00755	SHANGHAI ZENDAI	600,000,000	0.450	270.00
	00016	SHK PPT	72,500,000	150.750	10,929.38
	00346	SINOUNION PETRO	200,000,000	1.200	240.00
	02700	SMART UNION GP	70,000,000	1.670	116.90
	00086	SUN HUNG KAI CO	166,000,000	11.500	1,909.00
	00028	TIAN AN	130,000,000	9.100	1,183.00
	00978	TONIC IND HOLD	105,000,000	0.218	22.89
	00913	UNITY INV HOLD	410,118,799	0.110	45.11
	00159	WAH NAM INT'L	71,000,000	0.540	38.34

Main Board Equities

Month	Code	Company	No. of new shares placed	Placing price (HK\$)	Funds raised (HK\$ mil.)
	01064	ZHONG HUA INT'L	145,000,000	0.250	36.25
Dec	00193	CAPITAL ESTATE	1,500,000,000	0.110	165.00
	00161	CATIC SHENZHEN	47,199,999	6.000	283.20
	00115	GRAND FIELD GP	140,000,000	0.390	54.60
	00094	OMNICORP	70,000,000	2.200	154.00
	02366	QJY MEDIA	35,000,000	4.550	159.25
	00103	SHOUGANG CENT	100,000,000	1.030	103.00
Total					66,958.60

* Due to the reporting time-lag, placing figures for the quarter are provisional.

** Supplementary information update for previous quarters.

Main Board Warrants

Warrant Trading Statistics

		Equity wts (HK\$ mil.)	Derivative wts (HK\$ mil.)	Total (HK\$ mil.)
2006	Q4	723.21	598,904.13	599,627.34
2007	Q1	606.37	671,882.53	672,488.89
	Q2	1,280.41	688,071.82	689,352.23
	Q3	1,593.61	1,185,059.06	1,186,652.67
	Q4	1,618.97	2,148,846.16	2,150,465.13

Warrant Market Value

		Number	Equity wts (HK\$ mil.)	Number	Derivative wts (HK\$ mil.)	Total no.	Total (HK\$ mil.)
2006	Q4	27	3,991.91	1,959	456,071.92	1,986	460,063.84
2007	Q1	27	3,689.16	2,396	253,156.66	2,423	256,845.82
	Q2	28	4,204.08	2,681	330,479.53	2,709	334,683.61
	Q3	27	9,402.57	3,344	914,592.42	3,371	923,994.99
	Q4	30	6,873.37	4,483	696,995.85	4,513	703,869.22

New Listing Statistics – Warrants

		No. of newly listed equity wts	No. of newly listed derivative wts	Amount raised (HK\$ mil.)
2006	Q4	1	995	91,669.37
2007	Q1	4	1,107	105,701.98
	Q2	4	1,198	105,479.84
	Q3	3	1,743	210,451.83
	Q4	6	2,264	369,803.02

Newly Listed Equity Warrants

for 4th quarter 2007

Code	Equity warrants	Initial issued amount (HK\$)	Listing date	Expiry	Amount raised (HK\$ mil.)
00614	Willie International Holdings Ltd. Warrants 2009	300,000,000	2007/10/15	2009/04/14	75.00
00740	South China Financial Holdings Ltd. Warrants 2008	168,953,936	2007/10/23	2008/10/22	
00541	Industrial and Commercial Bank of China (Asia) Ltd. Wts 2008	2,532,505,660	2007/11/07	2008/11/06	
00804	China Solar Energy Holdings Ltd. Warrants 2009	391,029,600	2007/11/13	2009/11/12	25.57
00314	HKC (Holdings) Ltd. Warrants 2009	1,663,937,448	2007/12/04	2009/11/30	
00520	Kantone Holdings Ltd. Warrants 2009	481,560,898	2007/12/14	2009/01/08	
Total					100.57

Main Board Warrants

Newly Listed Derivative Warrants

for 4th quarter 2007

Code	Derivative warrants	No. of issue (units)	Listing date	Expiry	Amount raised (HK\$ mil.)
07904	ABN AMRO Bank N.V. – HKEx European Warrants May 2008 G	488,000,000	2007/10/02	2008/05/05	156.16
07908	ABN AMRO Bank N.V. – HKEx European Warrants May 2008 H	488,000,000	2007/10/02	2008/05/13	136.64
07926	ABN AMRO Bank N.V. – HKEx European Put Warrants Jun 2008	488,000,000	2007/10/02	2008/06/30	180.56
07848	ABN AMRO Bank N.V. – PetroChina European Warrants Jul 2008 A	688,000,000	2007/10/02	2008/07/21	185.76
07886	ABN AMRO Bank N.V. – PetroChina European Warrants Aug 2008 B	688,000,000	2007/10/02	2008/08/18	178.88
07891	ABN AMRO Bank N.V. – PetroChina European Warrants Oct 2008 B	688,000,000	2007/10/02	2008/10/20	185.76
07895	ABN AMRO Bank N.V. – PetroChina European Put Wts Apr 2008	688,000,000	2007/10/02	2008/04/07	172.00
07776	BNP Paribas Arbit Issu B.V. – BOC HK European Wts Jul 2008	200,000,000	2007/10/02	2008/07/03	50.00
07811	BNP Paribas Arbit Issu B.V. – CC Bank European Wts Dec 2008	400,000,000	2007/10/02	2008/12/30	100.00
07830	BNP Paribas Arbit Issu B.V. – CC Bank European Wts Mar 2009	500,000,000	2007/10/02	2009/03/31	125.00
07831	BNP Paribas Arbit Issu B.V. – ICBC European Wts Dec 2009	500,000,000	2007/10/02	2009/12/01	125.00
07832	BNP Paribas Arbit Issu B.V. – Ping An Euro Wts Jul 2008 B	400,000,000	2007/10/02	2008/07/03	104.00
09007	Calyon Fin P (G) Ltd. – ICBC European Warrants Jul 2008	100,000,000	2007/10/02	2008/07/07	79.00
09022	Calyon Fin P (G) Ltd. – ICBC European Warrants May 2008	100,000,000	2007/10/02	2008/05/26	78.00
07836	Deutsche Bank AG – CC Bank European Warrants Dec 2008 A	400,000,000	2007/10/02	2008/12/31	100.00
07837	Deutsche Bank AG – HKEx European Warrants May 2008 B	400,000,000	2007/10/02	2008/05/05	120.00
07838	Deutsche Bank AG – HKEx European Warrants May 2008 C	400,000,000	2007/10/02	2008/05/26	100.00
07839	Deutsche Bank AG – PetroChina European Warrants Dec 2008 C	400,000,000	2007/10/02	2008/12/15	104.00
07840	Deutsche Bank AG – PetroChina European Warrants Dec 2008 D	400,000,000	2007/10/02	2008/12/22	100.00
07963	Goldman Sachs SP (Asia) – China Mobile Euro Put Wts Dec 2008	200,000,000	2007/10/02	2008/12/22	50.00
07927	Goldman Sachs SP (Asia) – HSCEI European Warrants Apr 2008	200,000,000	2007/10/02	2008/04/29	50.00
06161	HK Bank – Air China European Warrants Jun 2008	288,000,000	2007/10/02	2008/06/06	72.00
06162	HK Bank – Angang Steel European Warrants May 2008 A	280,000,000	2007/10/02	2008/05/09	123.20
06168	HK Bank – China Coal European Warrants Jun 2008 A	288,000,000	2007/10/02	2008/06/06	86.40
06174	HK Bank – Sinopec Corp European Warrants May 2008 A	280,000,000	2007/10/02	2008/05/09	240.80
06175	HK Bank – Lenovo European Warrants Jun 2008 A	288,000,000	2007/10/02	2008/06/06	273.60
06179	HK Bank – Maanshan Iron European Warrants May 2008	280,000,000	2007/10/02	2008/05/09	408.80
06185	HK Bank – Shimao Ppt European Warrants Jun 2008	288,000,000	2007/10/02	2008/06/06	118.08
07570	J P Morgan SP BV – PetroChina European Warrants Dec 2008	388,000,000	2007/10/02	2008/12/29	97.78
06197	J P Morgan SP BV – China Travel European Warrants Dec 2008	300,000,000	2007/10/02	2008/12/29	76.80
06194	J P Morgan SP BV – Ch Overseas European Warrants Dec 2008	288,000,000	2007/10/02	2008/12/29	138.82
07844	J P Morgan SP BV – Sinopec Corp European Warrants Dec 2008 B	388,000,000	2007/10/02	2008/12/29	102.04
07845	J P Morgan SP BV – HNC European Warrants Nov 2008 B	300,000,000	2007/10/02	2008/11/28	79.20
07846	J P Morgan SP BV – Zijin Mining European Warrants Aug 2008	288,000,000	2007/10/02	2008/08/29	93.02
06192	Macquarie Bank Ltd. – CC Bank European Warrants Jun 2008	288,000,000	2007/10/02	2008/06/27	223.78
06193	Macquarie Bank Ltd. – CC Bank European Put Warrants Jun 2008	288,000,000	2007/10/02	2008/06/27	228.67
06186	Macquarie Bank Ltd. – CNOOC European Warrants May 2008 A	400,000,000	2007/10/02	2008/05/29	113.60
06187	Macquarie Bank Ltd. – CNOOC European Warrants Jun 2008 B	400,000,000	2007/10/02	2008/06/27	107.20
06188	Macquarie Bank Ltd. – CNOOC European Warrants Jul 2008	400,000,000	2007/10/02	2008/07/30	103.20
06189	Macquarie Bank Ltd. – CNOOC European Put Warrants Jun 2008	400,000,000	2007/10/02	2008/06/27	101.60
07833	CC Rabobank B.A. – China Life European Warrants Dec 2008	200,000,000	2007/10/02	2008/12/19	150.00
07834	CC Rabobank B.A. – ICBC European Warrants Jul 2008 A	200,000,000	2007/10/02	2008/07/16	180.00

Main Board Warrants

Code	Derivative warrants	No. of issue (units)	Listing date	Expiry	Amount raised (HK\$ mil.)
07835	CC Rabobank B.A. – PetroChina European Warrants May 2008 A	500,000,000	2007/10/02	2008/05/09	125.00
07581	UBS AG – China Mobile European Put Warrants Dec 2008 D	300,000,000	2007/10/02	2008/12/18	75.00
07577	UBS AG – China Life European Put Warrants Oct 2008 D	300,000,000	2007/10/02	2008/10/13	147.00
07760	UBS AG – PetroChina European Put Warrants Dec 2008	300,000,000	2007/10/02	2008/12/18	75.00
07682	UBS AG – PetroChina European Warrants Dec 2008 C	300,000,000	2007/10/02	2008/12/18	75.00
07764	UBS AG – CITIC Resources European Warrants Dec 2009	300,000,000	2007/10/02	2009/12/21	75.00
01317 #	BNP Paribas Arbit Issu B.V. – Sinopec Corp Euro Wts Dec 2008	1,000,000,000	2007/10/02	2008/12/22	224.00
06156 #	BNP Paribas Arbit Issu B.V. – PetroChina Euro Wts Jul 2008 A	700,000,000	2007/10/02	2008/07/07	182.00
05823 #	BNP Paribas Arbit Issu B.V. – PetroChina Euro Wts Oct 2008 A	500,000,000	2007/10/02	2008/10/27	145.00
01333 #	Calyon Fin P (G) Ltd. – CHALCO European Warrants Mar 2008	200,000,000	2007/10/02	2008/03/17	51.00
06882 #	Calyon Fin P (G) Ltd. – China Life European Wts Mar 2008 B	300,000,000	2007/10/02	2008/03/04	153.00
06021 #	Deutsche Bank AG – Sinopec Corp European Warrants Dec 2008 A	1,100,000,000	2007/10/02	2008/12/22	272.80
01756 #	UBS AG – ICBC European Warrants Mar 2008 B	400,000,000	2007/10/02	2008/03/17	420.00
09700	ABN AMRO Bank N.V. – Sinopec Corp European Wts Aug 2008 C	788,000,000	2007/10/03	2008/08/28	197.00
09806	ABN AMRO Bank N.V. – HKEx European Warrants Jun 2008 E	328,000,000	2007/10/03	2008/06/24	124.64
09807	ABN AMRO Bank N.V. – PetroChina European Warrants May 2008 B	538,000,000	2007/10/03	2008/05/13	156.02
09808	ABN AMRO Bank N.V. – PetroChina European Warrants May 2008 C	538,000,000	2007/10/03	2008/05/20	139.88
09810	ABN AMRO Bank N.V. – Ping An European Warrants Jun 2008 D	788,000,000	2007/10/03	2008/06/16	197.00
09384	Barclays Bank plc – BOCL European Warrants Dec 2008	80,000,000	2007/10/03	2008/12/18	41.60
09414	Barclays Bank plc – CNOOC European Put Warrants Nov 2008	30,000,000	2007/10/03	2008/11/28	31.20
09834	Calyon Fin P (G) Ltd. – CC Bank European Warrants Dec 2008 A	200,000,000	2007/10/03	2008/12/03	50.20
09847	Calyon Fin P (G) Ltd. – Sinopec Corp European Wts Mar 2009	200,000,000	2007/10/03	2009/03/17	52.60
09849	Calyon Fin P (G) Ltd. – HKEx European Warrants Jul 2008 A	500,000,000	2007/10/03	2008/07/02	275.50
09859	Calyon Fin P (G) Ltd. – HKEx European Warrants Jul 2008 B	500,000,000	2007/10/03	2008/07/02	235.00
09264	Deutsche Bank AG – Sinopec Corp European Warrants Dec 2008 B	400,000,000	2007/10/03	2008/12/15	100.00
09272	Deutsche Bank AG – HKEx European Warrants May 2008 D	400,000,000	2007/10/03	2008/05/05	160.00
09279	Deutsche Bank AG – HKEx European Warrants May 2008 E	400,000,000	2007/10/03	2008/05/26	148.00
09816	Deutsche Bank AG – PetroChina European Warrants Oct 2008 A	800,000,000	2007/10/03	2008/10/20	216.00
09818	Deutsche Bank AG – PetroChina European Warrants Oct 2008 B	800,000,000	2007/10/03	2008/10/27	200.00
09154	Deutsche Bank AG – HSI European Warrants Apr 2008 A	400,000,000	2007/10/03	2008/04/29	100.00
09187	Deutsche Bank AG – HSI European Put Warrants Apr 2008 B	400,000,000	2007/10/03	2008/04/29	100.00
09820	Deutsche Bank AG – HSI European Warrants Apr 2008 C	400,000,000	2007/10/03	2008/04/29	104.00
09830	Deutsche Bank AG – HSI European Put Warrants Apr 2008 D	400,000,000	2007/10/03	2008/04/29	100.00
09415	Goldman Sachs SP (Asia) – Sinopec Corp European Wts Dec 2008	200,000,000	2007/10/03	2008/12/15	50.00
09071	HK Bank – Zijin Mining European Warrants May 2008 B	280,000,000	2007/10/03	2008/05/23	86.80
09086	HK Bank – Zijin Mining European Warrants May 2008 C	280,000,000	2007/10/03	2008/05/16	70.00
09555	J P Morgan SP BV – China Life European Warrants Jul 2008 A	188,000,000	2007/10/03	2008/07/31	94.75
09632	J P Morgan SP BV – Sh Petrochem European Warrants Jan 2009	188,000,000	2007/10/03	2009/01/30	52.26
09556	J P Morgan SP BV – HKEx European Warrants May 2008	288,000,000	2007/10/03	2008/05/30	123.26
09599	J P Morgan SP BV – PetroChina European Warrants Jun 2008	300,000,000	2007/10/03	2008/06/30	81.00
09642	J P Morgan SP BV – Yanzhou Coal European Warrants Jun 2008 B	200,000,000	2007/10/03	2008/06/30	60.00
09426	KBC Fin Products Int'l Ltd. – CC Bank Euro Wts Dec 2008 A	400,000,000	2007/10/03	2008/12/01	100.00
09461	KBC Fin Products Int'l Ltd. – Ch Mobile Eur Put Wts Apr 2008	400,000,000	2007/10/03	2008/04/08	100.00
09516	KBC Fin Products Int'l Ltd. – Sinopec Euro Wts Jul 2008 A	400,000,000	2007/10/03	2008/07/03	100.00

Main Board Warrants

Code	Derivative warrants	No. of issue (units)	Listing date	Expiry	Amount raised (HK\$ mil.)
09517	KBC Fin Products Int'l Ltd. – Sinopec Euro Wts Aug 2008 A	400,000,000	2007/10/03	2008/08/01	100.00
09643	KBC Fin Products Int'l Ltd. – HSCEI European Wts Apr 2008 A	400,000,000	2007/10/03	2008/04/29	100.00
09650	KBC Fin Products Int'l Ltd. – HSCEI European Wts Apr 2008 B	400,000,000	2007/10/03	2008/04/29	100.00
09658	KBC Fin Products Int'l Ltd. – HSCEI Euro Put Wts Apr 2008 C	400,000,000	2007/10/03	2008/04/29	100.00
09669	KBC Fin Products Int'l Ltd. – HSCEI Euro Put Wts Apr 2008 D	400,000,000	2007/10/03	2008/04/29	100.00
09687	KBC Fin Products Int'l Ltd. – HSI European Wts Apr 2008 A	400,000,000	2007/10/03	2008/04/29	100.00
09689	KBC Fin Products Int'l Ltd. – HSI European Wts Apr 2008 B	400,000,000	2007/10/03	2008/04/29	100.00
09697	KBC Fin Products Int'l Ltd. – HSI Euro Put Wts Apr 2008 C	400,000,000	2007/10/03	2008/04/29	100.00
09698	KBC Fin Products Int'l Ltd. – HSI Euro Put Wts Apr 2008 D	400,000,000	2007/10/03	2008/04/29	100.00
09532	KBC Fin Products Int'l Ltd. – PetroChina Euro Wts Jun 2008 B	308,000,000	2007/10/03	2008/06/02	98.56
09533	KBC Fin Products Int'l Ltd. – PetroChina Euro Wts Jul 2008 C	318,000,000	2007/10/03	2008/07/03	98.58
09551	KBC Fin Products Int'l Ltd. – PetroChina Euro Wts Jul 2008 D	338,000,000	2007/10/03	2008/07/15	98.02
09522	KBC Fin Products Int'l Ltd. – PetroChina Eur Put Wt Apr 2008	400,000,000	2007/10/03	2008/04/15	100.00
09125	Macquarie Bank Ltd. – PetroChina European Wts Sep 2008 A	400,000,000	2007/10/03	2008/09/29	127.60
09152	Macquarie Bank Ltd. – PetroChina European Wts Sep 2008 B	400,000,000	2007/10/03	2008/09/29	113.60
09153	Macquarie Bank Ltd. – PetroChina European Wts Sep 2008 C	400,000,000	2007/10/03	2008/09/29	101.20
09193	Macquarie Bank Ltd. – HKEx European Warrants May 2008 A	388,000,000	2007/10/03	2008/05/29	150.93
09194	Macquarie Bank Ltd. – HKEx European Warrants May 2008 B	388,000,000	2007/10/03	2008/05/29	122.61
09091	UBS AG – CC Bank European Warrants Dec 2010	300,000,000	2007/10/03	2010/12/13	75.00
09097	UBS AG – ICBC European Warrants Dec 2010 A	300,000,000	2007/10/03	2010/12/13	75.00
09112	UBS AG – Ping An European Warrants Dec 2008 B	300,000,000	2007/10/03	2008/12/18	75.00
03579 #	BNP Paribas Arbit Issu B.V. – PetroChina Eur Put Wt Mar 2008	800,000,000	2007/10/03	2008/03/10	52.00
06883 #	Calyon Fin P (G) Ltd. – China Life European Wts Mar 2008 C	300,000,000	2007/10/03	2008/03/04	141.00
05542 #	Deutsche Bank AG – China Life European Put Wts Feb 2008 C	500,000,000	2007/10/03	2008/02/25	87.50
02133 #	HK Bank – PetroChina European Warrants Jan 2008 C	100,000,000	2007/10/03	2008/01/18	165.00
05824 #	Macquarie Bank Ltd. – CHALCO European Warrants Feb 2008	500,000,000	2007/10/03	2008/02/28	425.00
09880 #	SGA Societe Generale Acceptance N.V. – Ping An Eur Wt Oct 08	500,000,000	2007/10/03	2008/10/20	210.00
01255 #	UBS AG – HSBC European Warrants Jan 2008	600,000,000	2007/10/03	2008/01/14	132.00
03572	ABN AMRO Bank N.V. – China Mobile European Wts May 2008 C	638,000,000	2007/10/04	2008/05/02	159.50
03582	ABN AMRO Bank N.V. – China Mobile Euro Put Wts Jun 2008 F	638,000,000	2007/10/04	2008/06/10	172.26
09974	ABN AMRO Bank N.V. – CC Bank European Warrants Nov 2008 B	888,000,000	2007/10/04	2008/11/18	222.00
09982	ABN AMRO Bank N.V. – China Life European Warrants Apr 2008 B	198,000,000	2007/10/04	2008/04/18	93.06
01279	ABN AMRO Bank N.V. – China Life European Warrants Apr 2008 A	198,000,000	2007/10/04	2008/04/28	77.22
02122	ABN AMRO Bank N.V. – Sinopec Corp European Wts Oct 2008 B	888,000,000	2007/10/04	2008/10/16	222.00
02132	ABN AMRO Bank N.V. – ICBC European Warrants Apr 2008 C	138,000,000	2007/10/04	2008/04/28	82.80
02146	ABN AMRO Bank N.V. – HKEx European Warrants May 2008 I	288,000,000	2007/10/04	2008/05/19	74.88
02158	ABN AMRO Bank N.V. – China Mobile European Wts Apr 2008 G	638,000,000	2007/10/04	2008/04/07	204.16
02160	ABN AMRO Bank N.V. – China Mobile European Wts Apr 2008 H	638,000,000	2007/10/04	2008/04/14	165.88
02163	ABN AMRO Bank N.V. – China Mobile European Wts Apr 2008 I	638,000,000	2007/10/04	2008/04/28	159.50
02241	BNP Paribas Arbit Issu B.V. – Ch Mobile Euro Wts Jul 2008 A	400,000,000	2007/10/04	2008/07/08	100.00
02244	BNP Paribas Arbit Issu B.V. – Sinopec Corp Euro Wts Apr 2008	1,000,000,000	2007/10/04	2008/04/30	250.00
02246	BNP Paribas Arbit Issu B.V. – Sinopec Corp Euro Wts Jun 2008	1,000,000,000	2007/10/04	2008/06/02	250.00
02260	BNP Paribas Arbit Issu B.V. – HSBC European Wts Apr 2008 B	300,000,000	2007/10/04	2008/04/07	159.00
02247	BNP Paribas Arbit Issu B.V. – PetroChina Euro Wts Apr 2008	1,000,000,000	2007/10/04	2008/04/07	260.00

Main Board Warrants

Code	Derivative warrants	No. of issue (units)	Listing date	Expiry	Amount raised (HK\$ mil.)
02251	BNP Paribas Arbit Issu B.V. – PetroCh Eur Put Wt May 2008 A	1,000,000,000	2007/10/04	2008/05/08	290.00
02259	BNP Paribas Arbit Issu B.V. – PetroChina Euro Wts Jun 2008 A	1,000,000,000	2007/10/04	2008/06/05	260.00
09967	Calyon Fin P (G) Ltd. – PetroChina European Wts Jul 2008 A	300,000,000	2007/10/04	2008/07/02	77.40
03571	Calyon Fin P (G) Ltd. – China Tel European Wts Apr 2008 C	200,000,000	2007/10/04	2008/04/07	92.00
03592	Deutsche Bank AG – China Mobile European Warrants Oct 2008 B	800,000,000	2007/10/04	2008/10/29	200.00
03594	Deutsche Bank AG – China Mobile European Warrants Nov 2008	800,000,000	2007/10/04	2008/11/05	200.00
03617	Deutsche Bank AG – China Life European Warrants Apr 2008 A	400,000,000	2007/10/04	2008/04/07	232.00
09860	HK Bank – PetroChina European Warrants Jun 2008	280,000,000	2007/10/04	2008/06/05	372.40
03589	J P Morgan SP BV – Ch Ship Dev European Warrants Dec 2008	68,000,000	2007/10/04	2008/12/30	47.60
03588	J P Morgan SP BV – China Mobile European Warrants Jul 2008	388,000,000	2007/10/04	2008/07/28	104.76
03587	J P Morgan SP BV – Nine Dragons European Warrants May 2008	80,000,000	2007/10/04	2008/05/30	33.04
03584	J P Morgan SP BV – China Coal European Warrants Jun 2008	388,000,000	2007/10/04	2008/06/30	184.30
03586	J P Morgan SP BV – Huaneng Power European Warrants Dec 2008	188,000,000	2007/10/04	2008/12/30	47.75
03585	J P Morgan SP BV – CR Power European Warrants Dec 2008 A	288,000,000	2007/10/04	2008/12/30	195.55
03595	KBC Fin Products Int'l Ltd. – Ch Mobile Euro Wts Apr 2008 B	400,000,000	2007/10/04	2008/04/07	100.00
02165	Lehman Brothers Holdings Inc. – Wharf European Wts Jun 2008	150,000,000	2007/10/04	2008/06/27	64.95
02174	Lehman Brothers Holdings Inc. – BEA European Wts Jun 2008	150,000,000	2007/10/04	2008/06/27	56.55
02176	Lehman Brothers Holdings Inc. – PetroChina Eur Wt Apr 2008 A	75,000,000	2007/10/04	2008/04/25	110.18
02194	Lehman Brothers Holdings Inc. – CNOOC Euro Wts Apr 2008 A	50,000,000	2007/10/04	2008/04/25	93.00
02200	Lehman Brothers Holdings Inc. – CNOOC Euro Wts Jun 2008 A	300,000,000	2007/10/04	2008/06/27	75.60
02203	Lehman Brothers Holdings Inc. – CC Bank Euro Wts Apr 2008	75,000,000	2007/10/04	2008/04/25	43.05
02214	Lehman Brothers Holdings Inc. – Ch Mobile Eur Wts Apr 2008 A	75,000,000	2007/10/04	2008/04/25	102.68
02229	Lehman Brothers Holdings Inc. – Ch Comm Cons Eur Wt Apr 2008	200,000,000	2007/10/04	2008/04/25	50.80
02230	Lehman Brothers Holdings Inc. – China Coal Eur Wt Apr 2008 A	200,000,000	2007/10/04	2008/04/25	74.40
02232	Lehman Brothers Holdings Inc. – Ping An Euro Wts Apr 2008 A	50,000,000	2007/10/04	2008/04/25	79.70
02235	Lehman Brothers Holdings Inc. – PICC European Wts Apr 2008 A	200,000,000	2007/10/04	2008/04/25	61.40
02240	Lehman Brothers Holdings Inc. – China Life Eur Wt Apr 2008 A	175,000,000	2007/10/04	2008/04/25	92.23
09947	Macquarie Bank Ltd. – China Resources European Wts Jun 2008	288,000,000	2007/10/04	2008/06/30	74.30
09951	Macquarie Bank Ltd. – CNPC European Warrants Dec 2009	288,000,000	2007/10/04	2009/12/30	72.00
09962	Macquarie Bank Ltd. – Ch Merchants European Wts Dec 2009	888,000,000	2007/10/04	2009/12/30	222.00
09963	Macquarie Bank Ltd. – Hunan Nonferrous European Wts Nov 2008	288,000,000	2007/10/04	2008/11/27	75.46
09927	Macquarie Bank Ltd. – CC Bank European Warrants May 2008	288,000,000	2007/10/04	2008/05/29	153.79
09934	Macquarie Bank Ltd. – CITIC Pacific European Wts May 2008 B	200,000,000	2007/10/04	2008/05/29	84.60
09935	Macquarie Bank Ltd. – CNOOC European Warrants Sep 2008 D	400,000,000	2007/10/04	2008/09/29	102.80
09936	Macquarie Bank Ltd. – Denway Motors European Wts Jun 2008	200,000,000	2007/10/04	2008/06/27	91.80
09937	Macquarie Bank Ltd. – MTRC European Warrants Sep 2008	200,000,000	2007/10/04	2008/09/29	52.40
09866	Macquarie Bank Ltd. – Cheung Kong European Wts Feb 2009 A	400,000,000	2007/10/04	2009/02/26	102.80
09876	Macquarie Bank Ltd. – Henderson Land Dev Euro Wts Apr 2008	200,000,000	2007/10/04	2008/04/29	57.00
09918	Macquarie Bank Ltd. – New World Dev European Wts Apr 2008	200,000,000	2007/10/04	2008/04/29	50.40
09919	Macquarie Bank Ltd. – SHK Ppt European Warrants Feb 2009	400,000,000	2007/10/04	2009/02/26	102.40
09921	Macquarie Bank Ltd. – Wharf European Warrants May 2008 B	200,000,000	2007/10/04	2008/05/29	50.20
09938	Macquarie Bank Ltd. – Sinopec Corp European Wts Sep 2008 B	400,000,000	2007/10/04	2008/09/29	101.20
09939	Macquarie Bank Ltd. – Sinopec Corp European Wts Sep 2008 C	400,000,000	2007/10/04	2008/09/29	112.80
09945	Macquarie Bank Ltd. – PetroChina European Wts Sep 2008 D	400,000,000	2007/10/04	2008/09/29	116.40

Main Board Warrants

Code	Derivative warrants	No. of issue (units)	Listing date	Expiry	Amount raised (HK\$ mil.)
09944	Macquarie Bank Ltd. – Sinopec Corp Euro Put Wts Sep 2008 D	400,000,000	2007/10/04	2008/09/29	112.00
03611	Macquarie Bank Ltd. – HSCEI European Warrants Apr 2008 A	388,000,000	2007/10/04	2008/04/29	97.00
03612	Macquarie Bank Ltd. – HSCEI European Warrants Apr 2008 B	388,000,000	2007/10/04	2008/04/29	97.39
03615	Macquarie Bank Ltd. – HSCEI European Put Warrants Apr 2008 C	388,000,000	2007/10/04	2008/04/29	97.00
03616	Macquarie Bank Ltd. – HSCEI European Put Warrants Apr 2008 D	388,000,000	2007/10/04	2008/04/29	97.39
03596	Macquarie Bank Ltd. – HSI European Warrants Apr 2008 A	688,000,000	2007/10/04	2008/04/29	174.06
03600	Macquarie Bank Ltd. – HSI European Warrants Apr 2008 B	688,000,000	2007/10/04	2008/04/29	172.00
03602	Macquarie Bank Ltd. – HSI European Put Warrants Apr 2008 C	688,000,000	2007/10/04	2008/04/29	172.00
03610	Macquarie Bank Ltd. – HSI European Put Warrants Apr 2008 D	688,000,000	2007/10/04	2008/04/29	172.69
03540	Merrill Lynch Int'l & Co. C.V. – PetroChina Eur Wts Sep 2008	118,000,000	2007/10/04	2008/09/03	29.50
03541	Merrill Lynch Int'l & Co. C.V. – PetroChina Eur Wts Dec 2008	118,000,000	2007/10/04	2008/12/03	29.50
03542	Merrill Lynch Int'l & Co. C.V. – CC Bank Euro Wts May 2008	118,000,000	2007/10/04	2008/05/07	115.64
03536	Merrill Lynch Int'l & Co. C.V. – Ch Comm Cons Eu Wt May 2008	118,000,000	2007/10/04	2008/05/07	29.50
03538	Merrill Lynch Int'l & Co. C.V. – China Life Eur Wts May 2008	118,000,000	2007/10/04	2008/05/07	64.90
03543	CC Rabobank B.A. – BankComm European Warrants Jun 2008	500,000,000	2007/10/04	2008/06/24	125.00
03544	CC Rabobank B.A. – HKEx European Warrants May 2008 B	300,000,000	2007/10/04	2008/05/05	207.00
03545	CC Rabobank B.A. – HKEx European Warrants Jun 2008 C	300,000,000	2007/10/04	2008/06/06	204.00
03557	CC Rabobank B.A. – HKEx European Warrants Jul 2008 B	300,000,000	2007/10/04	2008/07/07	201.00
03561	CC Rabobank B.A. – HKEx European Warrants Aug 2008 B	300,000,000	2007/10/04	2008/08/08	201.00
03562	CC Rabobank B.A. – ICBC European Warrants Apr 2008 B	150,000,000	2007/10/04	2008/04/10	102.00
03563	CC Rabobank B.A. – PetroChina European Warrants Apr 2008	500,000,000	2007/10/04	2008/04/10	125.00
03568	CC Rabobank B.A. – CC Bank European Warrants Apr 2008 B	120,000,000	2007/10/04	2008/04/07	100.80
02261	SGA Societe Generale Acceptance N.V. – BOCL Eur Wts Aug 2008	200,000,000	2007/10/04	2008/08/29	116.00
02264	SGA Societe Generale Acceptance N.V. – BOCL Eur Wts Oct 2008	200,000,000	2007/10/04	2008/10/31	112.00
02269	SGA Societe Generale Acceptance N.V. – CLife Eur Wt Apr 08 B	500,000,000	2007/10/04	2008/04/07	360.00
02492	SGA Societe Generale Acceptance N.V. – CP&CC Eur Wt Jun 08 A	100,000,000	2007/10/04	2008/06/30	166.00
03423	SGA Societe Generale Acceptance N.V. – Petch Eur Wt Jul 08 A	500,000,000	2007/10/04	2008/07/28	135.00
03450	SGA Societe Generale Acceptance N.V. – Petch Eur Wt Aug 08 A	500,000,000	2007/10/04	2008/08/25	130.00
03475	SGA Societe Generale Acceptance N.V. – Ping An Eur Wt Jul 08	500,000,000	2007/10/04	2008/07/23	130.00
03517	SGA Societe Generale Acceptance N.V. – HSCEI Eur Wt Apr 08 A	200,000,000	2007/10/04	2008/04/29	50.00
03531	SGA Societe Generale Acceptance N.V. – HSCEI Eur Wt Apr 08 B	200,000,000	2007/10/04	2008/04/29	50.00
03534	SGA Societe Generale Acceptance N.V. -HSCEI Eu Put Wt Apr 08 E	200,000,000	2007/10/04	2008/04/29	50.00
03569	UBS AG – Sinopec Corp European Warrants Dec 2008 C	300,000,000	2007/10/04	2008/12/18	75.00
03570	UBS AG – PetroChina European Warrants Dec 2008 D	300,000,000	2007/10/04	2008/12/18	75.00
09012 #	ABN AMRO Bank N.V. – BankComm European Warrants Dec 2007 A	500,000,000	2007/10/04	2007/12/17	27.50
01376 #	ABN AMRO Bank N.V. – PetroChina European Warrants Jan 2008 A	100,000,000	2007/10/04	2008/01/07	163.00
05508 #	Calyon Fin P (G) Ltd. – BOCL European Warrants Jan 2008	300,000,000	2007/10/04	2008/01/21	45.90
09068 #	Calyon Fin P (G) Ltd. – HKEx European Warrants Mar 2008 D	500,000,000	2007/10/04	2008/03/17	280.00
03722	ABN AMRO Bank N.V. – Ping An European Warrants May 2008 B	788,000,000	2007/10/05	2008/05/26	197.00
03723	ABN AMRO Bank N.V. – Ping An European Warrants Jun 2008 E	788,000,000	2007/10/05	2008/06/10	197.00
04585	ABN AMRO Bank N.V. – China Tel European Warrants Dec 2008	788,000,000	2007/10/05	2008/12/29	197.00
03714	ABN AMRO Bank N.V. – China Mobile European Wts Apr 2008 J	638,000,000	2007/10/05	2008/04/14	159.50
03719	ABN AMRO Bank N.V. – China Mobile European Wts Apr 2008 K	638,000,000	2007/10/05	2008/04/28	159.50
03720	ABN AMRO Bank N.V. – China Mobile European Wts Jun 2008 C	638,000,000	2007/10/05	2008/06/02	159.50

Main Board Warrants

Code	Derivative warrants	No. of issue (units)	Listing date	Expiry	Amount raised (HK\$ mil.)
03721	ABN AMRO Bank N.V. – China Mobile Euro Put Wts Apr 2008 L	638,000,000	2007/10/05	2008/04/14	178.64
04622	Barclays Bank plc – BOCL European Put Warrants Dec 2008	50,000,000	2007/10/05	2008/12/08	19.50
04661	Barclays Bank plc – ICBC European Warrants Dec 2008	50,000,000	2007/10/05	2008/12/08	41.00
03633	BNP Paribas Arbit Issu B.V. – Ch Comm Cons Eur Wt Jun 2008 A	400,000,000	2007/10/05	2008/06/02	100.00
03640	BNP Paribas Arbit Issu B.V. – Ch Comm Cons Eur Wt Aug 2008 B	500,000,000	2007/10/05	2008/08/04	125.00
03641	BNP Paribas Arbit Issu B.V. – China Tel Euro Wts Apr 2008 B	300,000,000	2007/10/05	2008/04/07	153.00
03652	BNP Paribas Arbit Issu B.V. – CNOOC European Wts May 2008 A	400,000,000	2007/10/05	2008/05/05	100.00
04478	Calyon Fin P (G) Ltd. – China Coal European Wts May 2008 B	300,000,000	2007/10/05	2008/05/26	83.70
04520	Calyon Fin P (G) Ltd. – China Life European Wts Apr 2008 B	300,000,000	2007/10/05	2008/04/07	143.70
04552	Calyon Fin P (G) Ltd. – China Life European Wts Apr 2008 C	300,000,000	2007/10/05	2008/04/07	108.00
04561	Calyon Fin P (G) Ltd. – China Mobile European Wts Sep 2008 B	200,000,000	2007/10/05	2008/09/01	52.60
04576	Calyon Fin P (G) Ltd. – Foxconn European Warrants Apr 2008 B	300,000,000	2007/10/05	2008/04/07	83.10
03691	Credit Suisse – BOCL European Warrants Apr 2008 A	300,000,000	2007/10/05	2008/04/07	75.00
03693	Credit Suisse – BOCL European Warrants Apr 2008 B	300,000,000	2007/10/05	2008/04/28	75.00
03694	Credit Suisse – PetroChina European Warrants Sep 2008	688,000,000	2007/10/05	2008/09/22	172.00
03618	HK Bank – China Mobile European Warrants Jun 2008 A	1,000,000,000	2007/10/05	2008/06/12	250.00
03631	HK Bank – Huaneng Power European Warrants Jun 2008	280,000,000	2007/10/05	2008/06/12	296.80
03763	J P Morgan SP BV – Ch Agri-Ind European Warrants Sep 2009	388,000,000	2007/10/05	2009/09/30	99.72
03780	J P Morgan SP BV – Ch Merchants European Warrants Dec 2009	388,000,000	2007/10/05	2009/12/30	97.39
03781	J P Morgan SP BV – China Mobile European Warrants Aug 2008	388,000,000	2007/10/05	2008/08/04	100.88
04468	J P Morgan SP BV – CIFH European Warrants Feb 2009	238,000,000	2007/10/05	2009/02/27	61.40
04469	J P Morgan SP BV – Foxconn European Warrants Jun 2008	188,000,000	2007/10/05	2008/06/27	52.64
03773	J P Morgan SP BV – China Life European Warrants Jul 2008 B	188,000,000	2007/10/05	2008/07/30	99.64
04435	J P Morgan SP BV – China Shenhua European Warrants Dec 2010	388,000,000	2007/10/05	2010/12/30	98.16
04470	J P Morgan SP BV – JX Copper European Warrants Jul 2008	188,000,000	2007/10/05	2008/07/31	119.57
04453	J P Morgan SP BV – China Tel European Warrants Dec 2010	388,000,000	2007/10/05	2010/12/30	99.72
03736	KBC Fin Products Int'l Ltd. – China Tel Euro Wts Jun 2008	158,000,000	2007/10/05	2008/06/16	97.96
03748	KBC Fin Products Int'l Ltd. – China Tel Euro Wts Jul 2008	208,000,000	2007/10/05	2008/07/03	99.84
03756	KBC Fin Products Int'l Ltd. – China Tel Eur Put Wts Apr 2008	228,000,000	2007/10/05	2008/04/07	98.04
03757	KBC Fin Products Int'l Ltd. – PetroChina Euro Wts Jun 2008 C	368,000,000	2007/10/05	2008/06/16	99.36
03762	KBC Fin Products Int'l Ltd. – PetroChina Eur Put Wt Jun 2008	268,000,000	2007/10/05	2008/06/16	98.09
03731	KBC Fin Products Int'l Ltd. – Ch Mobile Euro Wts Apr 2008 C	400,000,000	2007/10/05	2008/04/07	100.00
03733	KBC Fin Products Int'l Ltd. – Ch Mobile Euro Wts Apr 2008 D	400,000,000	2007/10/05	2008/04/17	100.00
03735	KBC Fin Products Int'l Ltd. – Ch Mobile Eu Put Wt Jun 2008 B	400,000,000	2007/10/05	2008/06/02	100.00
03729	KBC Fin Products Int'l Ltd. – China Life Euro Wts Apr 2008 E	308,000,000	2007/10/05	2008/04/07	98.56
03730	KBC Fin Products Int'l Ltd. – China Life Euro Wts May 2008 A	338,000,000	2007/10/05	2008/05/02	98.02
03696	Macquarie Bank Ltd. – China Life European Wts Jun 2008 A	388,000,000	2007/10/05	2008/06/27	263.84
03697	Macquarie Bank Ltd. – China Life European Wts Jun 2008 B	388,000,000	2007/10/05	2008/06/27	211.85
03702	Macquarie Bank Ltd. – China Mobile European Wts Jun 2008 A	388,000,000	2007/10/05	2008/06/27	104.76
03699	Macquarie Bank Ltd. – China Life European Put Wts Jun 2008 D	388,000,000	2007/10/05	2008/06/27	195.94
03703	Macquarie Bank Ltd. – China Mobile European Put Wts Sep 2008	388,000,000	2007/10/05	2008/09/29	99.72
03704	Macquarie Bank Ltd. – China Coal European Wts Jun 2008 B	388,000,000	2007/10/05	2008/06/27	159.47
03706	Macquarie Bank Ltd. – ICBC European Warrants Jun 2008 A	388,000,000	2007/10/05	2008/06/27	223.49
03713	Macquarie Bank Ltd. – PICC P&C European Warrants Nov 2008	388,000,000	2007/10/05	2008/11/27	153.65

Main Board Warrants

Code	Derivative warrants	No. of issue (units)	Listing date	Expiry	Amount raised (HK\$ mil.)
03710	Macquarie Bank Ltd. – ICBC European Put Warrants Jun 2008	388,000,000	2007/10/05	2008/06/27	291.00
03673	SGA Societe Generale Acceptance N.V. – CCB Euro Wts Jun 2008	100,000,000	2007/10/05	2008/06/02	108.00
03684	SGA Societe Generale Acceptance N.V. – CCB Eur Wt Sep 2008 A	100,000,000	2007/10/05	2008/09/01	104.00
03686	SGA Societe Generale Acceptance N.V. – CMob Eu Wt May 2008 A	500,000,000	2007/10/05	2008/05/06	111.50
03689	SGA Societe Generale Acceptance N.V. – CMob Eu Wt Jun 2008 A	500,000,000	2007/10/05	2008/06/02	116.50
03690	SGA Societe Generale Acceptance N.V. – CTel Eu Wt Jun 2008 A	50,000,000	2007/10/05	2008/06/16	34.00
03663	UBS AG – China Mobile European Warrants Dec 2008 E	300,000,000	2007/10/05	2008/12/18	75.00
03665	UBS AG – Datang European Warrants Dec 2008	300,000,000	2007/10/05	2008/12/18	75.00
03667	UBS AG – Hunan Nonferrous European Warrants Dec 2008 B	300,000,000	2007/10/05	2008/12/18	75.00
03669	UBS AG – China Mobile European Put Warrants Dec 2008 F	300,000,000	2007/10/05	2008/12/18	75.00
03653	UBS AG – HSCEI European Warrants Apr 2008 A	300,000,000	2007/10/05	2008/04/29	81.00
03660	UBS AG – HSCEI European Put Warrants Apr 2008 C	300,000,000	2007/10/05	2008/04/29	75.00
03655	UBS AG – HSI European Warrants Apr 2008 A	300,000,000	2007/10/05	2008/04/29	90.00
03662	UBS AG – HSI European Put Warrants Apr 2008 C	300,000,000	2007/10/05	2008/04/29	75.00
03463 #	ABN AMRO Bank N.V. – BOCL European Warrants Dec 2007 B	150,000,000	2007/10/05	2007/12/31	85.50
09031 #	Goldman Sachs SP (Asia) – BOCL European Warrants Dec 2007	200,000,000	2007/10/05	2007/12/31	82.00
05575 #	Goldman Sachs SP (Asia) – China Mobile European Wts Jan 2008	150,000,000	2007/10/05	2008/01/28	495.00
06509 #	KBC Fin Products Int'l Ltd. – BOCL European Wts Feb 2008 B	368,000,000	2007/10/05	2008/02/13	198.72
02100 #	KBC Fin Products Int'l Ltd. – China Life Euro Wts Mar 2008 E	632,000,000	2007/10/05	2008/03/05	423.44
07368	ABN AMRO Bank N.V. – BOCL European Warrants May 2008 A	188,000,000	2007/10/08	2008/05/16	110.92
07396	ABN AMRO Bank N.V. – BOC HK European Warrants Jun 2008 A	388,000,000	2007/10/08	2008/06/11	97.00
07513	ABN AMRO Bank N.V. – BankComm European Warrants Jul 2008	788,000,000	2007/10/08	2008/07/04	204.88
07514	ABN AMRO Bank N.V. – Ch Comm Cons European Wts Jun 2008 B	438,000,000	2007/10/08	2008/06/16	162.06
07527	ABN AMRO Bank N.V. – CNOOC European Warrants Apr 2008 B	588,000,000	2007/10/08	2008/04/11	147.00
07539	ABN AMRO Bank N.V. – PetroChina European Warrants May 2008 D	528,000,000	2007/10/08	2008/05/16	147.84
07540	ABN AMRO Bank N.V. – PetroChina European Warrants Jun 2008 B	528,000,000	2007/10/08	2008/06/27	142.56
07548	ABN AMRO Bank N.V. – CM Bank European Warrants Apr 2008 B	228,000,000	2007/10/08	2008/04/28	61.56
07549	ABN AMRO Bank N.V. – PetroChina European Warrants May 2008 E	528,000,000	2007/10/08	2008/05/26	137.28
04706	BNP Paribas Arbit Issu B.V. – BankComm European Wts Dec 2008	400,000,000	2007/10/08	2008/12/02	100.00
04713	BNP Paribas Arbit Issu B.V. – China Life Euro Wts May 2008 B	500,000,000	2007/10/08	2008/05/02	295.00
04719	BNP Paribas Arbit Issu B.V. – China Tel Euro Wts Apr 2008 C	300,000,000	2007/10/08	2008/04/18	195.00
04723	BNP Paribas Arbit Issu B.V. – ICBC European Wts Mar 2009	500,000,000	2007/10/08	2009/03/02	125.00
04726	BNP Paribas Arbit Issu B.V. – Ping An Euro Wts Aug 2008 A	400,000,000	2007/10/08	2008/08/04	104.00
04714	BNP Paribas Arbit Issu B.V. – Ch Mobile Euro Wts Jun 2008 C	1,000,000,000	2007/10/08	2008/06/16	270.00
04715	BNP Paribas Arbit Issu B.V. – Ch Mobile Euro Wts Jul 2008 B	1,000,000,000	2007/10/08	2008/07/21	260.00
04717	BNP Paribas Arbit Issu B.V. – Ch Mobile Eu Put Wt May 2008 B	1,000,000,000	2007/10/08	2008/05/02	280.00
04775	BNP Paribas Arbit Issu B.V. – HSI European Wts Apr 2008 A	400,000,000	2007/10/08	2008/04/29	100.00
04777	BNP Paribas Arbit Issu B.V. – HSI Euro Put Wts Apr 2008 C	400,000,000	2007/10/08	2008/04/29	100.00
07546	Credit Suisse – CNOOC European Warrants Jul 2008 A	688,000,000	2007/10/08	2008/07/14	172.00
07547	Credit Suisse – PetroChina European Warrants Jul 2008	688,000,000	2007/10/08	2008/07/21	172.00
04696	Deutsche Bank AG – China Tel European Warrants May 2008	200,000,000	2007/10/08	2008/05/26	182.00
04692	Deutsche Bank AG – CC Bank European Put Warrants Mar 2008	200,000,000	2007/10/08	2008/03/11	102.00
04697	Deutsche Bank AG – China Tel European Put Warrants May 2008	200,000,000	2007/10/08	2008/05/26	154.00
04704	Deutsche Bank AG – HSI European Warrants Apr 2008 E	400,000,000	2007/10/08	2008/04/29	100.00

Main Board Warrants

Code	Derivative warrants	No. of issue (units)	Listing date	Expiry	Amount raised (HK\$ mil.)
04667	HK Bank – Jiangxi Copper European Warrants Jun 2008 A	680,000,000	2007/10/08	2008/06/12	720.80
04687	HK Bank – Jiangxi Copper European Warrants Jun 2008 B	680,000,000	2007/10/08	2008/06/19	183.60
04688	HK Bank – Zijin Mining European Warrants Jun 2008 A	280,000,000	2007/10/08	2008/06/12	70.00
07543	J P Morgan SP BV – China Unicom European Warrants Jun 2008	188,000,000	2007/10/08	2008/06/30	51.89
07545	J P Morgan SP BV – Shenzhen Invest European Wts Dec 2008	150,000,000	2007/10/08	2008/12/29	41.25
07558	KBC Fin Products Int'l Ltd. – HSBC Euro Put Wts Apr 2008 E	128,000,000	2007/10/08	2008/04/08	97.28
07552	KBC Fin Products Int'l Ltd. – Sinopec Euro Put Wts Aug 2008	400,000,000	2007/10/08	2008/08/28	100.00
07557	KBC Fin Products Int'l Ltd. – CNOOC European Wts Jun 2008 B	248,000,000	2007/10/08	2008/06/13	99.20
07551	KBC Fin Products Int'l Ltd. – BOCL European Wts May 2008 A	338,000,000	2007/10/08	2008/05/02	196.04
07550	KBC Fin Products Int'l Ltd. – BOCL European Wts Apr 2008 A	538,000,000	2007/10/08	2008/04/08	199.06
06169	Macquarie Bank Ltd. – BOCHK European Warrants Jun 2008 B	388,000,000	2007/10/08	2008/06/27	98.16
06171	Macquarie Bank Ltd. – China Tel European Warrants Jun 2008 A	200,000,000	2007/10/08	2008/06/27	159.80
06181	Macquarie Bank Ltd. – China Tel European Warrants Jun 2008 B	200,000,000	2007/10/08	2008/06/27	130.00
06183	Macquarie Bank Ltd. – Ping An European Warrants May 2008	388,000,000	2007/10/08	2008/05/29	98.16
04859	SGA Societe Generale Acceptance N.V. – CMob Eu Wt Apr 2008 A	500,000,000	2007/10/08	2008/04/08	125.00
04880	SGA Societe Generale Acceptance N.V. – CMob Eur Wts Jul 2008	500,000,000	2007/10/08	2008/07/07	125.00
04882	SGA Societe Generale Acceptance N.V. – CMob Eu Wt Sep 2008 A	500,000,000	2007/10/08	2008/09/01	135.00
04883	SGA Societe Generale Acceptance N.V. – CMob Eu Put Wt Apr 08	500,000,000	2007/10/08	2008/04/08	125.00
04901	SGA Societe Generale Acceptance N.V. – CMob Eu Put Wt Jul 08	500,000,000	2007/10/08	2008/07/07	125.00
04797	SGA Societe Generale Acceptance N.V. – CLife Eur Wt Aug 08 A	500,000,000	2007/10/08	2008/08/04	430.00
04806	SGA Societe Generale Acceptance N.V. – CLife Eur Wt Aug 08 B	500,000,000	2007/10/08	2008/08/25	450.00
04934	SGA Societe Generale Acceptance N.V. – CTel Eur Wts Aug 2008	50,000,000	2007/10/08	2008/08/27	45.00
04947	SGA Societe Generale Acceptance N.V. – HSCEI Eur Wt Apr 08 C	200,000,000	2007/10/08	2008/04/29	50.00
04956	SGA Societe Generale Acceptance N.V. – HSI Eur Wt Apr 2008 A	500,000,000	2007/10/08	2008/04/29	125.00
04979	SGA Societe Generale Acceptance N.V. – HSI Eur Wt Apr 2008 B	500,000,000	2007/10/08	2008/04/29	125.00
04994	SGA Societe Generale Acceptance N.V. – HSI Eur Wt Apr 2008 C	500,000,000	2007/10/08	2008/04/29	125.00
06041	SGA Societe Generale Acceptance N.V. – HSI Eur Wt Apr 2008 D	500,000,000	2007/10/08	2008/04/29	125.00
06087	SGA Societe Generale Acceptance N.V. – HSI Eur Wt Apr 2008 E	500,000,000	2007/10/08	2008/04/29	125.00
06102	SGA Societe Generale Acceptance N.V. – HSI Eur Wt Apr 2008 F	500,000,000	2007/10/08	2008/04/29	125.00
06103	SGA Societe Generale Acceptance N.V. – HSI Eu Put Wt Apr 08G	500,000,000	2007/10/08	2008/04/29	130.00
06105	SGA Societe Generale Acceptance N.V. – HSI Eu Put Wt Apr 08H	500,000,000	2007/10/08	2008/04/29	127.50
06113	SGA Societe Generale Acceptance N.V. – HSI Eu Put Wt Apr 08I	500,000,000	2007/10/08	2008/04/29	127.50
06126	UBS AG – China Tel European Warrants Dec 2009 A	300,000,000	2007/10/08	2009/12/14	76.50
06134	UBS AG – China Tel European Warrants Dec 2009 B	300,000,000	2007/10/08	2009/12/14	75.00
06145	UBS AG – China Tel European Warrants Dec 2010	300,000,000	2007/10/08	2010/12/13	75.00
06148	UBS AG – China Mobile European Warrants Dec 2008 G	300,000,000	2007/10/08	2008/12/15	75.00
04482 #	ABN AMRO Bank N.V. – China Mobile Euro Put Wts Apr 2008 B	300,000,000	2007/10/08	2008/04/28	19.80
05602 #	BNP Paribas Arbit Issu B.V. – Ch Comm Cons Eur Wt Mar 2008 C	500,000,000	2007/10/08	2008/03/13	135.00
05928 #	Citigroup Global Mkt H Inc. – China Netcom Euro Wts Jan 2008	230,000,000	2007/10/08	2008/01/21	49.45
06081 #	Deutsche Bank AG – China Tel European Warrants Sep 2010	600,000,000	2007/10/08	2010/09/30	207.00
01372 #	Deutsche Bank AG – Ch Comm Cons European Warrants Feb 2008 B	500,000,000	2007/10/08	2008/02/04	142.50
06849 #	HK Bank – Datang Power European Warrants Apr 2008 A	600,000,000	2007/10/08	2008/04/30	156.00
05685 #	SGA Societe Generale Acceptance N.V. – BOCL Eu Wt Jan 2008 B	200,000,000	2007/10/08	2008/01/15	73.00
07985 #	UBS AG – CLP European Warrants Feb 2008 A	500,000,000	2007/10/08	2008/02/11	31.50

Main Board Warrants

Code	Derivative warrants	No. of issue (units)	Listing date	Expiry	Amount raised (HK\$ mil.)
07619	ABN AMRO Bank N.V. – BankComm European Warrants Apr 2008	768,000,000	2007/10/09	2008/04/30	192.00
07622	ABN AMRO Bank N.V. – China Life European Warrants Apr 2008 C	198,000,000	2007/10/09	2008/04/14	116.82
07623	ABN AMRO Bank N.V. – China Life European Warrants Apr 2008 D	198,000,000	2007/10/09	2008/04/21	99.00
07612	ABN AMRO Bank N.V. – BankComm European Warrants Jun 2008 A	768,000,000	2007/10/09	2008/06/16	215.04
07614	ABN AMRO Bank N.V. – BankComm European Warrants Jun 2008 B	768,000,000	2007/10/09	2008/06/23	207.36
07615	ABN AMRO Bank N.V. – Ch Comm Cons European Warrants Jul 2008	400,000,000	2007/10/09	2008/07/21	100.00
07616	ABN AMRO Bank N.V. – Sinopec Corp European Wts Jul 2008 A	768,000,000	2007/10/09	2008/07/21	192.00
07604	ABN AMRO Bank N.V. – China Tel European Warrants Oct 2008 A	888,000,000	2007/10/09	2008/10/20	222.00
07605	ABN AMRO Bank N.V. – China Mobile European Wts Jun 2008 D	600,000,000	2007/10/09	2008/06/23	150.00
07611	ABN AMRO Bank N.V. – China Mobile Euro Put Wts Apr 2008 M	600,000,000	2007/10/09	2008/04/21	192.00
07765	Barclays Bank plc – BankComm European Warrants Nov 2008	30,000,000	2007/10/09	2008/11/28	36.00
07813	Barclays Bank plc – ICBC European Put Warrants Nov 2008	50,000,000	2007/10/09	2008/11/28	27.00
07643	Calyon Fin P (G) Ltd. – BOCL European Warrants Apr 2008 C	200,000,000	2007/10/09	2008/04/09	62.00
07644	Calyon Fin P (G) Ltd. – BankComm European Warrants Jun 2008	300,000,000	2007/10/09	2008/06/30	75.60
07646	Calyon Fin P (G) Ltd. – China Coal European Wts May 2008 C	300,000,000	2007/10/09	2008/05/26	93.90
07647	Calyon Fin P (G) Ltd. – China Life European Wts Apr 2008 D	300,000,000	2007/10/09	2008/04/09	168.60
07650	Calyon Fin P (G) Ltd. – CNOOC European Warrants Sep 2008 B	300,000,000	2007/10/09	2008/09/15	80.70
07651	Calyon Fin P (G) Ltd. – Ping An European Warrants Jun 2008 B	300,000,000	2007/10/09	2008/06/02	77.10
07665	Deutsche Bank AG – BOCL European Warrants May 2008 A	400,000,000	2007/10/09	2008/05/13	200.00
07673	Deutsche Bank AG – China Life European Warrants Apr 2008 B	400,000,000	2007/10/09	2008/04/09	300.00
07745	Deutsche Bank AG – Sinopec Corp European Warrants Dec 2008 C	400,000,000	2007/10/09	2008/12/22	100.00
07761	Deutsche Bank AG – ICBC European Warrants May 2008	400,000,000	2007/10/09	2008/05/26	312.00
07677	Deutsche Bank AG – China Life European Put Warrants Apr 2008	400,000,000	2007/10/09	2008/04/09	232.00
07713	Deutsche Bank AG – China Mobile European Put Wts Oct 2008 D	400,000,000	2007/10/09	2008/10/20	100.00
07559	Deutsche Bank AG – CNOOC European Warrants Sep 2008 B	400,000,000	2007/10/09	2008/09/29	100.00
07568	Deutsche Bank AG – CNOOC European Put Warrants Sep 2008	400,000,000	2007/10/09	2008/09/29	100.00
07618	Goldman Sachs SP (Asia) – HSI European Warrants Apr 2008	400,000,000	2007/10/09	2008/04/29	100.00
07624	KBC Fin Products Int'l Ltd. – HSCEI European Wts Apr 2008 E	400,000,000	2007/10/09	2008/04/29	100.00
07625	KBC Fin Products Int'l Ltd. – HSCEI European Wts Apr 2008 F	400,000,000	2007/10/09	2008/04/29	100.00
07626	KBC Fin Products Int'l Ltd. – HSCEI European Wts Apr 2008 G	400,000,000	2007/10/09	2008/04/29	100.00
07627	KBC Fin Products Int'l Ltd. – HSCEI European Wts Apr 2008 H	400,000,000	2007/10/09	2008/04/29	100.00
07628	KBC Fin Products Int'l Ltd. – HSCEI Euro Put Wts Apr 2008 I	348,000,000	2007/10/09	2008/04/29	90.48
07641	KBC Fin Products Int'l Ltd. – HSI Euro Put Wts Apr 2008 H	378,000,000	2007/10/09	2008/04/29	98.28
07629	KBC Fin Products Int'l Ltd. – HSI European Wts Apr 2008 E	400,000,000	2007/10/09	2008/04/29	100.00
07630	KBC Fin Products Int'l Ltd. – HSI European Wts Apr 2008 F	400,000,000	2007/10/09	2008/04/29	100.00
07639	KBC Fin Products Int'l Ltd. – HSI European Wts Apr 2008 G	400,000,000	2007/10/09	2008/04/29	100.00
07642	KBC Fin Products Int'l Ltd. – HSI Euro Put Wts Apr 2008 I	378,000,000	2007/10/09	2008/04/29	98.28
07571	SGA Societe Generale Acceptance N.V. – CITBK Eur Wt Aug 2008	100,000,000	2007/10/09	2008/08/25	104.00
07572	SGA Societe Generale Acceptance N.V. – CNOOC Eur Wt Aug 2008	200,000,000	2007/10/09	2008/08/25	50.00
07576	SGA Societe Generale Acceptance N.V. – ICBC Eu Wt Feb 2008 B	200,000,000	2007/10/09	2008/02/11	118.00
07578	UBS AG – China Comm Serv European Warrants Nov 2008	300,000,000	2007/10/09	2008/11/24	75.00
07580	UBS AG – China Coal European Warrants Nov 2008 B	300,000,000	2007/10/09	2008/11/24	96.00
07583	UBS AG – China Life European Warrants Oct 2008 B	300,000,000	2007/10/09	2008/10/13	150.00
07584	UBS AG – PICC European Warrants Oct 2008 B	300,000,000	2007/10/09	2008/10/13	78.00

Main Board Warrants

Code	Derivative warrants	No. of issue (units)	Listing date	Expiry	Amount raised (HK\$ mil.)
07585	UBS AG – HSCEI European Warrants Apr 2008 B	300,000,000	2007/10/09	2008/04/29	75.00
07602	UBS AG – HSCEI European Put Warrants Apr 2008 D	300,000,000	2007/10/09	2008/04/29	75.00
07587	UBS AG – HSI European Warrants Apr 2008 B	300,000,000	2007/10/09	2008/04/29	75.00
07603	UBS AG – HSI European Put Warrants Apr 2008 D	300,000,000	2007/10/09	2008/04/29	75.00
05612 #	ABN AMRO Bank N.V. – Ch Comm Cons European Wts Feb 2008 C	500,000,000	2007/10/09	2008/02/11	127.50
04789 #	Macquarie Bank Ltd. – HSI European Put Warrants Mar 2008 J	2,000,000,000	2007/10/09	2008/03/28	268.00
09836	ABN AMRO Bank N.V. – HSBC European Warrants Apr 2008 B	50,000,000	2007/10/10	2008/04/14	15.50
09948	ABN AMRO Bank N.V. – CNOOC European Warrants Apr 2008 C	588,000,000	2007/10/10	2008/04/14	158.76
09957	ABN AMRO Bank N.V. – CNOOC European Warrants Apr 2008 D	588,000,000	2007/10/10	2008/04/21	152.88
09310	BNP Paribas Arbit Issu B.V. – Cheung Kong Euro Wts Mar 2009	400,000,000	2007/10/10	2009/03/02	104.00
09311	BNP Paribas Arbit Issu B.V. – China Tel Euro Wts Mar 2009	400,000,000	2007/10/10	2009/03/02	100.00
09326	BNP Paribas Arbit Issu B.V. – JX Copper Euro Wts Apr 2008	400,000,000	2007/10/10	2008/04/28	156.00
09347	BNP Paribas Arbit Issu B.V. – SHK Ppt European Wts Nov 2008	400,000,000	2007/10/10	2008/11/17	108.00
09351	BNP Paribas Arbit Issu B.V. – HSI European Wts Apr 2008 B	400,000,000	2007/10/10	2008/04/29	100.00
09352	BNP Paribas Arbit Issu B.V. – HSI European Wts May 2008 A	400,000,000	2007/10/10	2008/05/29	100.00
09360	BNP Paribas Arbit Issu B.V. – HSI Euro Put Wts Apr 2008 D	400,000,000	2007/10/10	2008/04/29	100.00
09365	BNP Paribas Arbit Issu B.V. – HSI Euro Put Wts May 2008 D	400,000,000	2007/10/10	2008/05/29	100.00
09214	Citigroup Global Mkt H Inc. – China Tel Euro Wts Apr 2008 B	180,000,000	2007/10/10	2008/04/10	54.00
09217	Citigroup Global Mkt H Inc. – CNOOC European Wts Jul 2008	210,000,000	2007/10/10	2008/07/28	52.50
09218	Citigroup Global Mkt H Inc. – HKEx European Wts Nov 2008 A	100,000,000	2007/10/10	2008/11/24	50.00
09222	Citigroup Global Mkt H Inc. – ICBC European Wts Apr 2008	90,000,000	2007/10/10	2008/04/10	54.00
09227	Citigroup Global Mkt H Inc. – PetroChina Euro Wts Jun 2008	210,000,000	2007/10/10	2008/06/30	52.50
09959	Credit Suisse – CC Bank European Warrants Dec 2008 A	688,000,000	2007/10/10	2008/12/29	172.00
02172	Credit Suisse – China Mobile European Warrants Jun 2008	388,000,000	2007/10/10	2008/06/30	97.00
02188	Credit Suisse – China Mobile European Put Warrants Jun 2008	388,000,000	2007/10/10	2008/06/30	97.00
09654	Deutsche Bank AG – BankComm European Warrants Oct 2008 B	400,000,000	2007/10/10	2008/10/27	100.00
09712	Deutsche Bank AG – Cheung Kong European Warrants Aug 2008 A	400,000,000	2007/10/10	2008/08/04	100.00
09714	Deutsche Bank AG – Cheung Kong European Warrants Dec 2008 B	400,000,000	2007/10/10	2008/12/15	100.00
09783	Deutsche Bank AG – Ch Comm Cons European Warrants Jun 2008	400,000,000	2007/10/10	2008/06/23	160.00
09790	Deutsche Bank AG – Ping An European Warrants Jul 2008	400,000,000	2007/10/10	2008/07/07	104.00
09369	Deutsche Bank AG – HSI European Warrants Apr 2008 F	400,000,000	2007/10/10	2008/04/29	100.00
09433	Deutsche Bank AG – HSI European Warrants Apr 2008 G	400,000,000	2007/10/10	2008/04/29	100.00
09512	Deutsche Bank AG – HSI European Put Warrants Apr 2008 H	400,000,000	2007/10/10	2008/04/29	102.00
09616	Deutsche Bank AG – HSI European Put Warrants Apr 2008 I	400,000,000	2007/10/10	2008/04/29	100.00
09617	Deutsche Bank AG – HSI European Put Warrants Apr 2008 J	400,000,000	2007/10/10	2008/04/29	100.00
09946	Goldman Sachs SP (Asia) – HSCEI European Put Wts Apr 2008	200,000,000	2007/10/10	2008/04/29	50.00
09933	Goldman Sachs SP (Asia) – HSI European Put Warrants Mar 2008	330,000,000	2007/10/10	2008/03/28	49.50
09234	J P Morgan SP BV – BankComm European Warrants Oct 2008 A	388,000,000	2007/10/10	2008/10/30	100.49
09252	J P Morgan SP BV – Ch Comm Cons European Warrants Jun 2008	300,000,000	2007/10/10	2008/06/30	95.40
09258	J P Morgan SP BV – China Tel European Warrants Feb 2009	388,000,000	2007/10/10	2009/02/27	97.78
09273	J P Morgan SP BV – Ping An European Warrants Jun 2008 A	388,000,000	2007/10/10	2008/06/30	123.77
09270	J P Morgan SP BV – PICC P&C Euro Wts Oct 2008 C	388,000,000	2007/10/10	2008/10/03	179.26
09265	J P Morgan SP BV – CNOOC European Warrants Jul 2008	388,000,000	2007/10/10	2008/07/30	98.55
09268	J P Morgan SP BV – Lenovo European Warrants Mar 2009	188,000,000	2007/10/10	2009/03/31	52.45

Main Board Warrants

Code	Derivative warrants	No. of issue (units)	Listing date	Expiry	Amount raised (HK\$ mil.)
09254	J P Morgan SP BV – China Netcom European Warrants Jul 2008	150,000,000	2007/10/10	2008/07/30	68.40
09904	KBC Fin Products Int'l Ltd. – CC Bank Euro Put Wts Apr 2008	288,000,000	2007/10/10	2008/04/10	97.92
09840	KBC Fin Products Int'l Ltd. – Ch Comm Cons Eur Wt Apr 2008 C	400,000,000	2007/10/10	2008/04/10	100.00
09901	KBC Fin Products Int'l Ltd. – Ch Comm Cons Eur Wt Apr 2008 D	400,000,000	2007/10/10	2008/04/10	100.00
09827	KBC Fin Products Int'l Ltd. – BankComm Euro Wts May 2008 A	400,000,000	2007/10/10	2008/05/02	100.00
07814	Macquarie Bank Ltd. – BOCL European Warrants Apr 2008	388,000,000	2007/10/10	2008/04/29	124.55
07815	Macquarie Bank Ltd. – BankComm European Warrants Dec 2008 B	400,000,000	2007/10/10	2008/12/30	106.40
07816	Macquarie Bank Ltd. – BankComm European Warrants Dec 2008 C	400,000,000	2007/10/10	2008/12/30	102.80
07817	Macquarie Bank Ltd. – BOCL European Put Warrants Apr 2008	388,000,000	2007/10/10	2008/04/29	173.05
07818	Macquarie Bank Ltd. – BankComm European Put Wts Dec 2008 E	400,000,000	2007/10/10	2008/12/30	100.80
07856	Macquarie Bank Ltd. – China Mobile European Wts Jun 2008 B	400,000,000	2007/10/10	2008/06/27	102.00
07888	Macquarie Bank Ltd. – Huaneng Power European Wts Dec 2008	388,000,000	2007/10/10	2008/12/30	97.78
07858	Macquarie Bank Ltd. – China Unicom European Wts Sep 2008	388,000,000	2007/10/10	2008/09/29	99.72
07903	Macquarie Bank Ltd. – China Mobile Euro Put Wts Jun 2008 D	400,000,000	2007/10/10	2008/06/27	100.40
07819	Macquarie Bank Ltd. – China Life European Wts Jun 2008 C	400,000,000	2007/10/10	2008/06/27	255.60
07820	Macquarie Bank Ltd. – China Life European Put Wts Jun 2008 E	300,000,000	2007/10/10	2008/06/27	183.30
07821	Macquarie Bank Ltd. – China Life European Put Wts Jun 2008 F	300,000,000	2007/10/10	2008/06/27	246.90
07825	Macquarie Bank Ltd. – CM Bank European Warrants May 2008 A	388,000,000	2007/10/10	2008/05/29	186.24
07826	Macquarie Bank Ltd. – CM Bank European Warrants May 2008 B	396,800,000	2007/10/10	2008/05/29	131.34
07829	Macquarie Bank Ltd. – ICBC European Warrants Mar 2008	400,000,000	2007/10/10	2008/03/28	229.20
07828	Macquarie Bank Ltd. – CM Bank European Put Warrants Jun 2008	288,000,000	2007/10/10	2008/06/27	74.30
07841	Macquarie Bank Ltd. – Sinopec Corp European Wts Oct 2008	400,000,000	2007/10/10	2008/10/30	100.80
07843	Macquarie Bank Ltd. – PetroChina European Wts Oct 2008 A	400,000,000	2007/10/10	2008/10/30	123.60
07847	Macquarie Bank Ltd. – PetroChina European Wts Oct 2008 B	400,000,000	2007/10/10	2008/10/30	112.00
07850	Macquarie Bank Ltd. – PetroChina European Wts Oct 2008 C	400,000,000	2007/10/10	2008/10/30	101.60
07852	Macquarie Bank Ltd. – SHK Ppt European Warrants Apr 2009	400,000,000	2007/10/10	2009/04/29	101.20
09066	Macquarie Bank Ltd. – HSCEI European Warrants Apr 2008 E	388,000,000	2007/10/10	2008/04/29	97.00
09067	Macquarie Bank Ltd. – HSCEI European Warrants Apr 2008 F	388,000,000	2007/10/10	2008/04/29	97.00
09069	Macquarie Bank Ltd. – HSCEI European Put Warrants Apr 2008 G	388,000,000	2007/10/10	2008/04/29	97.39
09090	Macquarie Bank Ltd. – HSCEI European Put Warrants Apr 2008 H	388,000,000	2007/10/10	2008/04/29	97.00
07967	Macquarie Bank Ltd. – HSI European Warrants Apr 2008 E	688,000,000	2007/10/10	2008/04/29	175.44
07980	Macquarie Bank Ltd. – HSI European Warrants Apr 2008 F	688,000,000	2007/10/10	2008/04/29	172.69
07982	Macquarie Bank Ltd. – HSI European Put Warrants Apr 2008 G	688,000,000	2007/10/10	2008/04/29	172.00
07922	Macquarie Bank Ltd. – Jiangxi Copper European Wts Jun 2008 A	388,000,000	2007/10/10	2008/06/27	174.21
07948	Macquarie Bank Ltd. – PICC P&C European Warrants Dec 2008 C	400,000,000	2007/10/10	2008/12/30	132.40
07949	Macquarie Bank Ltd. – PICC P&C European Warrants Dec 2008 D	400,000,000	2007/10/10	2008/12/30	107.60
07965	Macquarie Bank Ltd. – Ping An European Put Wts Oct 2008 B	400,000,000	2007/10/10	2008/10/30	102.80
09106	SGA Societe Generale Acceptance N.V. – CCCCL Eur Wt Aug 2008	400,000,000	2007/10/10	2008/08/04	160.00
09114	SGA Societe Generale Acceptance N.V. – CCCCL Eur Wt Sep 2008	400,000,000	2007/10/10	2008/09/29	164.00
09145	SGA Societe Generale Acceptance N.V. – CMB Euro Wts Sep 2008	100,000,000	2007/10/10	2008/09/22	71.00
09150	SGA Societe Generale Acceptance N.V. – CMob Eu Wt May 2008 B	500,000,000	2007/10/10	2008/05/28	125.00
09165	SGA Societe Generale Acceptance N.V. – JIANC Eur Wt Sep 2008	100,000,000	2007/10/10	2008/09/01	103.00
09195	SGA Societe Generale Acceptance N.V. – JIANC Eur Wt Nov 2008	100,000,000	2007/10/10	2008/11/03	100.00
09196	SGA Societe Generale Acceptance N.V. – Petch Eur Wt Nov 08 B	300,000,000	2007/10/10	2008/11/10	75.00

Main Board Warrants

Code	Derivative warrants	No. of issue (units)	Listing date	Expiry	Amount raised (HK\$ mil.)
09151	SGA Societe Generale Acceptance N.V. – HSI Eur Wt Apr 2008 J	500,000,000	2007/10/10	2008/04/29	125.00
09157	SGA Societe Generale Acceptance N.V. – HSI Eu Put Wt Apr 08K	500,000,000	2007/10/10	2008/04/29	125.00
01790 #	ABN AMRO Bank N.V. – BOCL European Warrants Jan 2008 A	150,000,000	2007/10/10	2008/01/07	69.00
02118 #	ABN AMRO Bank N.V. – Hutchison European Warrants Jan 2008 A	80,000,000	2007/10/10	2008/01/28	42.40
06012 #	Deutsche Bank AG – China Mobile European Warrants Jun 2008 A	700,000,000	2007/10/10	2008/06/30	182.00
07488 #	Deutsche Bank AG – CITIC Bank European Warrants Aug 2008	500,000,000	2007/10/10	2008/08/28	51.00
05771 #	KBC Fin Products Int'l Ltd. – Ch Comm Cons Eur Wt Feb 2008 B	600,000,000	2007/10/10	2008/02/04	228.00
02101 #	KBC Fin Products Int'l Ltd. – China Life Euro Wts Apr 2008 C	400,000,000	2007/10/10	2008/04/01	276.00
09410 #	Macquarie Bank Ltd. – HKEx European Warrants Apr 2008 F	500,000,000	2007/10/10	2008/04/29	220.00
06050 #	SGA Societe Generale Acceptance N.V. – HSI Eu Put Wt Mar 08U	500,000,000	2007/10/10	2008/03/28	92.00
02226	ABN AMRO Bank N.V. – HSBC European Warrants Apr 2008 C	50,000,000	2007/10/11	2008/04/21	15.00
02416	ABN AMRO Bank N.V. – PetroChina European Warrants Apr 2008	558,000,000	2007/10/11	2008/04/11	156.24
09802	Calyon Fin P (G) Ltd. – China Tel European Wts Apr 2008 D	300,000,000	2007/10/11	2008/04/14	141.00
09803	Calyon Fin P (G) Ltd. – HSBC European Warrants May 2008	300,000,000	2007/10/11	2008/05/06	213.90
09990	Deutsche Bank AG – China Mobile European Warrants Apr 2008 B	400,000,000	2007/10/11	2008/04/28	76.00
09301	Deutsche Bank AG – HSCEI European Warrants Apr 2008 A	400,000,000	2007/10/11	2008/04/29	100.00
09306	Deutsche Bank AG – HSCEI European Put Warrants Apr 2008 B	400,000,000	2007/10/11	2008/04/29	104.00
02144	Goldman Sachs SP (Asia) – China Life European Wts Jun 2008	68,000,000	2007/10/11	2008/06/02	49.64
02216	Goldman Sachs SP (Asia) – China Mobile European Wts Oct 2008	180,000,000	2007/10/11	2008/10/27	48.60
02265	KBC Fin Products Int'l Ltd. – ICBC European Wts Apr 2008 B	268,000,000	2007/10/11	2008/04/11	99.16
02245	KBC Fin Products Int'l Ltd. – ICBC European Wts Mar 2008 C	165,000,000	2007/10/11	2008/03/17	99.00
02414	KBC Fin Products Int'l Ltd. – ICBC European Put Wts Apr 2008	208,000,000	2007/10/11	2008/04/11	97.76
02238	KBC Fin Products Int'l Ltd. – China Life Euro Wts Apr 2008 F	350,000,000	2007/10/11	2008/04/11	199.50
02239	KBC Fin Products Int'l Ltd. – HSBC European Wts Apr 2008 C	298,000,000	2007/10/11	2008/04/11	98.34
09804	Macquarie Bank Ltd. – Ch Comm Cons European Wts May 2008	388,000,000	2007/10/11	2008/05/29	98.55
09805	Macquarie Bank Ltd. – China Netcom European Wts Jun 2008	300,000,000	2007/10/11	2008/06/27	90.30
02252	SGA Societe Generale Acceptance N.V. – CLife Eur Wt Apr 08 C	500,000,000	2007/10/11	2008/04/14	490.00
04444	SGA Societe Generale Acceptance N.V. – CLife Eur Wt Apr 08 D	500,000,000	2007/10/11	2008/04/14	375.00
09800	SGA Societe Generale Acceptance N.V. – CLife Eur Wt Jun 08 A	500,000,000	2007/10/11	2008/06/16	395.00
09801	SGA Societe Generale Acceptance N.V. – CP&CC Eur Wt Aug 2008	100,000,000	2007/10/11	2008/08/18	161.00
09737 #	ABN AMRO Bank N.V. – HSBC European Warrants Dec 2007	62,000,000	2007/10/11	2007/12/03	28.21
07811 #	BNP Paribas Arbit Issu B.V. – CC Bank European Wts Dec 2008	600,000,000	2007/10/11	2008/12/30	99.00
05746 #	KBC Fin Products Int'l Ltd. – HSBC European Wts Jan 2010 A	600,000,000	2007/10/11	2010/01/20	180.00
04556	ABN AMRO Bank N.V. – Ch Comm Cons European Wts Apr 2008 I	388,000,000	2007/10/12	2008/04/21	147.44
04557	ABN AMRO Bank N.V. – Sinopec Corp European Wts May 2008 A	788,000,000	2007/10/12	2008/05/26	197.00
04586	ABN AMRO Bank N.V. – HSBC European Warrants Dec 2008 B	500,000,000	2007/10/12	2008/12/08	125.00
04663	ABN AMRO Bank N.V. – Hutchison European Warrants Apr 2008 C	88,000,000	2007/10/12	2008/04/28	73.04
04683	ABN AMRO Bank N.V. – ICBC European Warrants Apr 2008 D	128,000,000	2007/10/12	2008/04/21	87.04
02460	Citigroup Global Mkt H Inc. – Angang Steel Eur Wt Aug 2008 A	100,000,000	2007/10/12	2008/08/25	50.00
03416	Citigroup Global Mkt H Inc. – COSCO Pac Euro Wts Apr 2008	230,000,000	2007/10/12	2008/04/21	57.50
03430	Citigroup Global Mkt H Inc. – Huaneng Power Euro Wt Jun 2008	120,000,000	2007/10/12	2008/06/23	54.00
03504	Citigroup Global Mkt H Inc. – PICC European Wts Jul 2008	230,000,000	2007/10/12	2008/07/21	57.50
03451	HK Bank – BOC HK European Warrants Jun 2008	280,000,000	2007/10/12	2008/06/30	70.00
03519	HK Bank – Cathay Pac European Warrants Jun 2008	280,000,000	2007/10/12	2008/06/12	84.00

Main Board Warrants

Code	Derivative warrants	No. of issue (units)	Listing date	Expiry	Amount raised (HK\$ mil.)
03522	HK Bank – CM Bank European Warrants Jun 2008 A	280,000,000	2007/10/12	2008/06/30	140.00
03539	HK Bank – China Mobile European Warrants Jun 2008 B	1,000,000,000	2007/10/12	2008/06/25	250.00
03558	HK Bank – China Netcom European Warrants Jun 2008	280,000,000	2007/10/12	2008/06/25	114.80
03559	HK Bank – China Overseas European Warrants Jun 2008	280,000,000	2007/10/12	2008/06/20	75.60
03598	HK Bank – China Unicom European Warrants Jun 2008	280,000,000	2007/10/12	2008/06/25	89.60
03603	HK Bank – CNOOC European Warrants Jun 2008	280,000,000	2007/10/12	2008/06/25	70.00
03656	HK Bank – CNPC European Warrants Jun 2008	280,000,000	2007/10/12	2008/06/12	151.20
03659	HK Bank – Esprit European Warrants Jun 2008	280,000,000	2007/10/12	2008/06/20	70.00
03675	HK Bank – HKEx European Warrants Jun 2008	680,000,000	2007/10/12	2008/06/20	292.40
03687	HK Bank – ICBC European Warrants Jun 2008	280,000,000	2007/10/12	2008/06/30	204.40
03738	HK Bank – PICC European Warrants Jun 2008 B	280,000,000	2007/10/12	2008/06/30	120.40
03741	HK Bank – Yanzhou Coal European Warrants Jun 2008	280,000,000	2007/10/12	2008/06/30	95.20
04474	KBC Fin Products Int'l Ltd. – HSBC European Wts Jun 2010	368,000,000	2007/10/12	2010/06/03	99.36
03767	KBC Fin Products Int'l Ltd. – HSBC European Wts Apr 2008 D	358,000,000	2007/10/12	2008/04/14	96.66
04505	KBC Fin Products Int'l Ltd. – HSBC Euro Put Wts Apr 2008 F	258,000,000	2007/10/12	2008/04/21	196.08
03744	KBC Fin Products Int'l Ltd. – BOCL European Wts Apr 2008 B	238,000,000	2007/10/12	2008/04/14	97.58
03752	KBC Fin Products Int'l Ltd. – BOCL European Wts Apr 2008 C	308,000,000	2007/10/12	2008/04/18	98.56
04737 #	SGA Societe Generale Acceptance N.V. – BOCL Eu Wt Mar 2008 B	200,000,000	2007/10/12	2008/03/31	194.00
09807 #	ABN AMRO Bank N.V. – PetroChina European Warrants May 2008 B	500,000,000	2007/10/12	2008/05/13	140.00
07691	ABN AMRO Bank N.V. – BOCL European Warrants Apr 2008	168,000,000	2007/10/15	2008/04/18	87.36
07698	ABN AMRO Bank N.V. – BOCL European Warrants May 2008 B	168,000,000	2007/10/15	2008/05/13	73.92
07700	ABN AMRO Bank N.V. – BankComm European Warrants May 2008 A	688,000,000	2007/10/15	2008/05/27	192.64
07759	ABN AMRO Bank N.V. – BankComm European Warrants May 2008 B	688,000,000	2007/10/15	2008/05/20	172.00
07762	ABN AMRO Bank N.V. – ICBC European Warrants Dec 2008 A	1,000,000,000	2007/10/15	2008/12/31	250.00
04770	ABN AMRO Bank N.V. – Ch Comm Cons European Wts Apr 2008 J	388,000,000	2007/10/15	2008/04/28	116.40
04779	ABN AMRO Bank N.V. – Ch Comm Cons European Warrants May 2008	388,000,000	2007/10/15	2008/05/19	100.88
04818	ABN AMRO Bank N.V. – Hutchison European Warrants Apr 2008 D	88,000,000	2007/10/15	2008/04/21	88.88
04823	ABN AMRO Bank N.V. – ICBC European Warrants Apr 2008 E	128,000,000	2007/10/15	2008/04/28	75.52
07849	ABN AMRO Bank N.V. – Sinopec Corp European Wts May 2008 B	788,000,000	2007/10/15	2008/05/19	197.00
07881	ABN AMRO Bank N.V. – PetroChina European Warrants May 2008 F	488,000,000	2007/10/15	2008/05/13	122.00
09317	ABN AMRO Bank N.V. – China Life European Warrants Nov 2009 A	1,500,000,000	2007/10/15	2009/11/19	375.00
07671	BNP Paribas Arbit Issu B.V. – ICBC European Wts May 2009 A	1,000,000,000	2007/10/15	2009/05/08	250.00
09292	BNP Paribas Arbit Issu B.V. – China Life Euro Wts Mar 2010	5,000,000,000	2007/10/15	2010/03/02	1,250.00
07896	Credit Suisse – BOCL European Warrants Apr 2008 C	288,000,000	2007/10/15	2008/04/21	112.32
07897	Credit Suisse – Ch Comm Cons European Warrants Apr 2008	288,000,000	2007/10/15	2008/04/21	80.64
07901	Credit Suisse – CNOOC European Warrants May 2008	388,000,000	2007/10/15	2008/05/05	97.00
07902	Credit Suisse – CNOOC European Warrants Aug 2008 A	388,000,000	2007/10/15	2008/08/04	97.00
07935	Credit Suisse – Hutchison European Warrants Jun 2009	288,000,000	2007/10/15	2009/06/29	72.00
07645	Deutsche Bank AG – CC Bank European Warrants Dec 2008 B	600,000,000	2007/10/15	2008/12/01	102.00
07670	Deutsche Bank AG – MTRC European Warrants Jun 2008	400,000,000	2007/10/15	2008/06/10	152.00
07981	Deutsche Bank AG – China Life European Warrants Jun 2008 B	600,000,000	2007/10/15	2008/06/02	492.00
07983	Deutsche Bank AG – China Life European Warrants Jun 2008 C	600,000,000	2007/10/15	2008/06/16	432.00
09096	Deutsche Bank AG – ICBC European Warrants Mar 2009 A	800,000,000	2007/10/15	2009/03/02	149.60
09020	Deutsche Bank AG – ICBC European Warrants Jul 2008	400,000,000	2007/10/15	2008/07/02	440.00

Main Board Warrants

Code	Derivative warrants	No. of issue (units)	Listing date	Expiry	Amount raised (HK\$ mil.)
07938	J P Morgan SP BV – HSBC European Warrants Feb 2010	388,000,000	2007/10/15	2010/02/26	97.78
07601	KBC Fin Products Int'l Ltd. – ICBC European Wts Apr 2008 C	348,000,000	2007/10/15	2008/04/15	167.04
07606	KBC Fin Products Int'l Ltd. – ICBC European Wts Apr 2008 D	408,000,000	2007/10/15	2008/04/15	146.88
07600	KBC Fin Products Int'l Ltd. – HSBC European Wts Apr 2008 G	238,000,000	2007/10/15	2008/04/16	97.58
07599	KBC Fin Products Int'l Ltd. – China Life Euro Wts Apr 2008 G	400,000,000	2007/10/15	2008/04/15	100.00
07607	KBC Fin Products Int'l Ltd. – China Life Eur Put Wt Apr 08 H	400,000,000	2007/10/15	2008/04/15	100.00
07672	CC Rabobank B.A. – BOCL European Warrants Apr 2008 B	200,000,000	2007/10/15	2008/04/30	170.00
07674	CC Rabobank B.A. – BOCL European Warrants Aug 2008 A	200,000,000	2007/10/15	2008/08/28	180.00
07675	CC Rabobank B.A. – Ch Comm Cons European Warrants May 2008	150,000,000	2007/10/15	2008/05/30	67.50
07679	CC Rabobank B.A. – Ch Mobile European Warrants Oct 2008 A	150,000,000	2007/10/15	2008/10/10	45.00
07680	CC Rabobank B.A. – Sinopec Corp European Warrants Oct 2008	200,000,000	2007/10/15	2008/10/30	50.00
07681	CC Rabobank B.A. – Sinopec Corp European Warrants Dec 2008 B	200,000,000	2007/10/15	2008/12/01	50.00
07683	CC Rabobank B.A. – China Tel European Warrants Jun 2009	300,000,000	2007/10/15	2009/06/30	75.00
07685	CC Rabobank B.A. – HSBC European Warrants Apr 2008 C	120,000,000	2007/10/15	2008/04/30	108.00
07689	CC Rabobank B.A. – HSBC European Warrants Jun 2008 D	120,000,000	2007/10/15	2008/06/30	108.00
07690	CC Rabobank B.A. – PetroChina European Warrants May 2008 B	500,000,000	2007/10/15	2008/05/05	125.00
09113	CC Rabobank B.A. – PetroChina European Warrants Sep 2008	500,000,000	2007/10/15	2008/09/30	165.00
09159	CC Rabobank B.A. – China Life European Warrants Jul 2008 C	200,000,000	2007/10/15	2008/07/07	250.00
09245	CC Rabobank B.A. – China Life European Warrants Jul 2008 D	200,000,000	2007/10/15	2008/07/07	200.00
09247	CC Rabobank B.A. – ICBC European Warrants Dec 2009	500,000,000	2007/10/15	2009/12/31	125.00
07887	Standard Bank PLC – China Life European Warrants Apr 2008	200,000,000	2007/10/15	2008/04/21	182.00
07890	Standard Bank PLC – China Life European Warrants Jun 2008	200,000,000	2007/10/15	2008/06/23	226.00
07892	Standard Bank PLC – China Life European Warrants Jul 2008	200,000,000	2007/10/15	2008/07/21	198.00
06030	SGA Societe Generale Acceptance N.V. – BOCL Eur Wts May 2008	200,000,000	2007/10/15	2008/05/05	108.00
06042	SGA Societe Generale Acceptance N.V. – CCCCL Eur Wt Jun 08 B	400,000,000	2007/10/15	2008/06/02	148.00
06064	SGA Societe Generale Acceptance N.V. – CP&CC Eur Wt Jun 08 B	500,000,000	2007/10/15	2008/06/02	103.00
06182	SGA Societe Generale Acceptance N.V. – CTel Eur Wts May 2008	100,000,000	2007/10/15	2008/05/26	100.00
07358	SGA Societe Generale Acceptance N.V. – CNOOC Eur Wt May 08 A	500,000,000	2007/10/15	2008/05/26	137.50
07364	SGA Societe Generale Acceptance N.V. – CNOOC Eur Wt Jun 2008	500,000,000	2007/10/15	2008/06/16	125.00
07511	SGA Societe Generale Acceptance N.V. – Petch Eur Wt Apr 08 B	500,000,000	2007/10/15	2008/04/28	145.00
07526	SGA Societe Generale Acceptance N.V. – Petch Eur Wt May 2008	500,000,000	2007/10/15	2008/05/13	127.50
07541	SGA Societe Generale Acceptance N.V. – CMob Eu Wt Apr 2008 B	500,000,000	2007/10/15	2008/04/07	90.00
07542	SGA Societe Generale Acceptance N.V. – HSBC Eu Wt Apr 2008 B	500,000,000	2007/10/15	2008/04/28	555.00
07565	SGA Societe Generale Acceptance N.V. – HSBC Eu Wt May 2008 A	300,000,000	2007/10/15	2008/05/05	375.00
07567	SGA Societe Generale Acceptance N.V. – HSBC Eu Wt May 2008 B	500,000,000	2007/10/15	2008/05/05	495.00
07573	SGA Societe Generale Acceptance N.V. – HSBC Eu Wt May 2008 C	500,000,000	2007/10/15	2008/05/05	340.00
07575	SGA Societe Generale Acceptance N.V. – HSBC Eu Wt Jun 2008 A	500,000,000	2007/10/15	2008/06/02	435.00
07598	SGA Societe Generale Acceptance N.V. – HSCEI Eur Wt Apr 08 D	200,000,000	2007/10/15	2008/04/29	50.00
04851	UBS AG – Ch Comm Cons European Warrants Nov 2008	300,000,000	2007/10/15	2008/11/24	102.00
04897	UBS AG – Sinopec Corp European Warrants Dec 2008 D	300,000,000	2007/10/15	2008/12/15	75.00
04913	UBS AG – HKEx European Warrants Nov 2008 C	300,000,000	2007/10/15	2008/11/24	102.00
06010	UBS AG – MTRC European Warrants Oct 2008	300,000,000	2007/10/15	2008/10/22	75.00
06017	UBS AG – PetroChina European Warrants Dec 2008 E	300,000,000	2007/10/15	2008/12/15	75.00
07636	UBS AG – ICBC European Warrants Dec 2010 B	300,000,000	2007/10/15	2010/12/13	81.00

Main Board Warrants

Code	Derivative warrants	No. of issue (units)	Listing date	Expiry	Amount raised (HK\$ mil.)
07637	UBS AG – ICBC European Warrants Dec 2010 C	300,000,000	2007/10/15	2010/12/13	75.00
04723 #	BNP Paribas Arbit Issu B.V. – ICBC European Wts Mar 2009	1,500,000,000	2007/10/15	2009/03/02	274.50
01424	ABN AMRO Bank N.V. – BankComm European Warrants Jun 2008 C	688,000,000	2007/10/16	2008/06/10	178.88
01425	ABN AMRO Bank N.V. – CITIC Bank European Warrants May 2008	128,000,000	2007/10/16	2008/05/07	115.20
09403	BNP Paribas Arbit Issu B.V. – PetroChina Euro Wts May 2008	1,000,000,000	2007/10/16	2008/05/21	290.00
01403	Deutsche Bank AG – BankComm European Warrants May 2008 A	400,000,000	2007/10/16	2008/05/27	104.00
01404	Deutsche Bank AG – BankComm European Warrants May 2008 B	400,000,000	2007/10/16	2008/05/20	100.00
01405	Deutsche Bank AG – China Life European Warrants Dec 2009 A	600,000,000	2007/10/16	2009/12/07	150.00
01406	Deutsche Bank AG – ICBC European Warrants Dec 2008	600,000,000	2007/10/16	2008/12/15	150.00
01423	Deutsche Bank AG – BankComm European Warrants Jul 2008 A	600,000,000	2007/10/16	2008/07/02	150.00
09821	Deutsche Bank AG – China Mobile European Warrants Jun 2008 B	600,000,000	2007/10/16	2008/06/02	90.00
09835	Deutsche Bank AG – China Mobile European Put Wts Apr 2008 D	600,000,000	2007/10/16	2008/04/14	114.00
09848	Deutsche Bank AG – Sinopec Corp European Warrants May 2008	600,000,000	2007/10/16	2008/05/26	150.00
09885	Deutsche Bank AG – PetroChina European Warrants May 2008	600,000,000	2007/10/16	2008/05/20	120.00
09887	Fortis Bank S.A./N.V. – Cathay Pac European Wts Aug 2008	198,000,000	2007/10/16	2008/08/28	71.48
09891	Fortis Bank S.A./N.V. – CC Bank European Warrants Oct 2009	610,000,000	2007/10/16	2009/10/05	182.39
09914	Fortis Bank S.A./N.V. – China Shenhua Euro Wts Oct 2008 A	90,000,000	2007/10/16	2008/10/30	77.13
09920	Fortis Bank S.A./N.V. – China Shenhua Euro Put Wts Apr 2008	138,000,000	2007/10/16	2008/04/18	74.93
01401	Fortis Bank S.A./N.V. – SHK Ppt European Warrants Oct 2009	330,000,000	2007/10/16	2009/10/05	139.92
01402	Fortis Bank S.A./N.V. – Zijin Mining European Wts Dec 2008	275,000,000	2007/10/16	2008/12/30	102.03
09888	Fortis Bank S.A./N.V. – China Life European Wts Oct 2009	83,000,000	2007/10/16	2009/10/05	172.97
09949	Fortis Bank S.A./N.V. – Foxconn European Warrants Sep 2008	165,000,000	2007/10/16	2008/09/30	51.81
09961	Fortis Bank S.A./N.V. – HKEx European Warrants Oct 2009	155,000,000	2007/10/16	2009/10/05	172.21
09969	Fortis Bank S.A./N.V. – PICC P&C European Warrants Oct 2009	248,000,000	2007/10/16	2009/10/05	199.14
09972	Fortis Bank S.A./N.V. – Ping An European Warrants Oct 2009	350,000,000	2007/10/16	2009/10/05	145.25
01407	J P Morgan SP BV – BOC HK European Warrants Jun 2008	188,000,000	2007/10/16	2008/06/27	50.01
01412	J P Morgan SP BV – Tencent European Warrants Oct 2009	228,000,000	2007/10/16	2009/10/09	59.74
01408	J P Morgan SP BV – China Everbright European Wts Dec 2010	388,000,000	2007/10/16	2010/12/28	97.39
01410	J P Morgan SP BV – Hutchison European Warrants Dec 2010	500,000,000	2007/10/16	2010/12/30	128.50
09966	J P Morgan SP BV – Ch Comm Cons European Warrants Jul 2008	188,000,000	2007/10/16	2008/07/30	71.06
01413	J P Morgan SP BV – CC Bank European Warrants Mar 2009	388,000,000	2007/10/16	2009/03/30	62.86
01416	J P Morgan SP BV – ICBC European Warrants Dec 2009 A	500,000,000	2007/10/16	2009/12/31	125.00
01415	J P Morgan SP BV – CR Power European Warrants Dec 2008 B	120,000,000	2007/10/16	2008/12/01	144.00
01411	J P Morgan SP BV – Jiangsu Express European Wts Dec 2009	68,000,000	2007/10/16	2009/12/28	37.13
01409	J P Morgan SP BV – China Life European Warrants Dec 2010	500,000,000	2007/10/16	2010/12/29	127.00
01414	J P Morgan SP BV – China Life European Put Warrants Jun 2008	100,000,000	2007/10/16	2008/06/16	75.00
01422	KBC Fin Products Int'l Ltd. – CNOOC European Wts Apr 2008	400,000,000	2007/10/16	2008/04/16	100.00
01420	KBC Fin Products Int'l Ltd. – Ch Comm Cons Eur Wt Apr 2008 E	400,000,000	2007/10/16	2008/04/16	100.00
01418	KBC Fin Products Int'l Ltd. – BankComm Euro Wts Apr 2008 A	338,000,000	2007/10/16	2008/04/16	98.02
01419	KBC Fin Products Int'l Ltd. – BankComm Euro Wts Apr 2008 B	400,000,000	2007/10/16	2008/04/16	100.00
01417	Macquarie Bank Ltd. – HSI European Warrants Apr 2008 H	688,000,000	2007/10/16	2008/04/29	172.69
01421	Macquarie Bank Ltd. – HSI European Put Warrants Apr 2008 I	688,000,000	2007/10/16	2008/04/29	172.69
09416	SGA Societe Generale Acceptance N.V. -HSCEI Eu Put Wt Apr 08 F	200,000,000	2007/10/16	2008/04/29	50.00
09435	SGA Societe Generale Acceptance N.V. – ICBC Eur Wts Mar 2008	200,000,000	2007/10/16	2008/03/25	244.00

Main Board Warrants

Code	Derivative warrants	No. of issue (units)	Listing date	Expiry	Amount raised (HK\$ mil.)
09477	SGA Societe Generale Acceptance N.V. – ICBC Eu Wt May 2008 B	200,000,000	2007/10/16	2008/05/26	200.00
09809	SGA Societe Generale Acceptance N.V. – ICBC Eu Wt Jul 2008 A	200,000,000	2007/10/16	2008/07/02	234.00
06985 #	ABN AMRO Bank N.V. – BOCL European Warrants Jan 2008 B	200,000,000	2007/10/16	2008/01/21	120.00
05930 #	ABN AMRO Bank N.V. – CITIC Bank European Warrants Jan 2008	200,000,000	2007/10/16	2008/01/21	142.00
06994 #	Deutsche Bank AG – BOCL European Warrants Feb 2008 A	400,000,000	2007/10/16	2008/02/25	232.00
09830 #	Deutsche Bank AG – HSI European Put Warrants Apr 2008 D	600,000,000	2007/10/16	2008/04/29	107.40
06147 #	Goldman Sachs SP (Asia) – CC Bank European Warrants Mar 2009	500,000,000	2007/10/16	2009/03/30	84.50
05507 #	Goldman Sachs SP (Asia) – Hutchison European Wts Jan 2008	120,000,000	2007/10/16	2008/01/21	27.36
01262 #	UBS AG – China Tel European Warrants Feb 2008 B	200,000,000	2007/10/16	2008/02/11	250.00
05681 #	UBS AG – Hunan Nonferrous European Warrants Dec 2008 A	700,000,000	2007/10/16	2008/12/08	273.00
01445	ABN AMRO Bank N.V. – BOC HK European Warrants Jun 2008 B	388,000,000	2007/10/17	2008/06/13	97.00
01446	ABN AMRO Bank N.V. – BOCL European Warrants May 2008 C	168,000,000	2007/10/17	2008/05/20	84.00
01447	ABN AMRO Bank N.V. – Sinopec Corp European Wts Jul 2008 B	788,000,000	2007/10/17	2008/07/07	197.00
01448	ABN AMRO Bank N.V. – CC Bank European Warrants Oct 2008 B	1,000,000,000	2007/10/17	2008/10/13	250.00
01449	ABN AMRO Bank N.V. – ICBC European Warrants Dec 2008 B	1,200,000,000	2007/10/17	2008/12/31	300.00
01473	ABN AMRO Bank N.V. – ICBC European Warrants Jan 2009	1,188,000,000	2007/10/17	2009/01/08	297.00
01468	BNP Paribas Arbit Issu B.V. – China Life Euro Wts May 2008 C	500,000,000	2007/10/17	2008/05/02	345.00
01469	BNP Paribas Arbit Issu B.V. – BankComm Euro Wts Oct 2008 A	800,000,000	2007/10/17	2008/10/27	200.00
01470	BNP Paribas Arbit Issu B.V. – Sinopec Corp Eur Wt Nov 2008 A	800,000,000	2007/10/17	2008/11/03	200.00
01471	BNP Paribas Arbit Issu B.V. – HSBC European Wts Jul 2009 A	500,000,000	2007/10/17	2009/07/02	125.00
01472	BNP Paribas Arbit Issu B.V. – China Life Eur Put Wt Nov 2009	500,000,000	2007/10/17	2009/11/02	125.00
01474	Calyon Fin P (G) Ltd. – Ch Comm Cons European Wts Jul 2008 A	300,000,000	2007/10/17	2008/07/04	162.00
01475	Calyon Fin P (G) Ltd. – Ch Comm Cons European Wts Jul 2008 B	300,000,000	2007/10/17	2008/07/04	128.10
01476	Calyon Fin P (G) Ltd. – ICBC European Warrants Nov 2008	300,000,000	2007/10/17	2008/11/03	75.60
01477	Calyon Fin P (G) Ltd. – ICBC European Warrants Dec 2008	300,000,000	2007/10/17	2008/12/08	75.30
01452	Citigroup Global Mkt H Inc. – BOCL European Wts May 2008	200,000,000	2007/10/17	2008/05/26	66.00
01453	Citigroup Global Mkt H Inc. – China Shenhua Eur Wts May 2008	150,000,000	2007/10/17	2008/05/05	61.50
01455	Citigroup Global Mkt H Inc. – HNC European Warrants Dec 2008	250,000,000	2007/10/17	2008/12/15	65.00
01456	Citigroup Global Mkt H Inc. – Li & Fung Euro Wts Jun 2008	200,000,000	2007/10/17	2008/06/02	60.00
01457	Citigroup Global Mkt H Inc. – Ping An European Wts Oct 2008	500,000,000	2007/10/17	2008/10/27	125.00
01433	Deutsche Bank AG – China Tel European Warrants Mar 2009	600,000,000	2007/10/17	2009/03/02	150.00
01434	Deutsche Bank AG – PetroChina European Warrants Jun 2008 A	600,000,000	2007/10/17	2008/06/02	150.00
01451	Fortis Bank S.A./N.V. – MTRC European Warrants Sep 2008	165,000,000	2007/10/17	2008/09/30	63.86
01458	Goldman Sachs SP (Asia) – CM Bank European Warrants Sep 2008	75,000,000	2007/10/17	2008/09/08	48.75
01459	Goldman Sachs SP (Asia) – PetroChina European Wts Oct 2008	200,000,000	2007/10/17	2008/10/06	50.00
01465	J P Morgan SP BV – Sh Electric European Warrants Dec 2008	200,000,000	2007/10/17	2008/12/30	52.00
01460	J P Morgan SP BV – Angang Steel European Warrants Aug 2008	100,000,000	2007/10/17	2008/08/29	109.20
01466	J P Morgan SP BV – Yanzhou Coal European Warrants Jun 2008 C	188,000,000	2007/10/17	2008/06/30	65.61
01461	J P Morgan SP BV – China COSCO European Warrants Nov 2008	138,000,000	2007/10/17	2008/11/11	155.66
01464	J P Morgan SP BV – MTRC European Warrants Jun 2008	200,000,000	2007/10/17	2008/06/30	71.00
01462	J P Morgan SP BV – Sinopec Corp European Warrants Oct 2008	388,000,000	2007/10/17	2008/10/30	98.55
01463	J P Morgan SP BV – ICBC European Warrants Dec 2009 B	388,000,000	2007/10/17	2009/12/31	97.39
01439	KBC Fin Products Int'l Ltd. – ICBC European Wts Apr 2008 E	238,000,000	2007/10/17	2008/04/17	97.58
01435	KBC Fin Products Int'l Ltd. – BOCL European Wts Apr 2008 D	368,000,000	2007/10/17	2008/04/17	99.36

Main Board Warrants

Code	Derivative warrants	No. of issue (units)	Listing date	Expiry	Amount raised (HK\$ mil.)
01436	KBC Fin Products Int'l Ltd. – BankComm Euro Wts Jun 2008 B	400,000,000	2007/10/17	2008/06/02	100.00
01438	KBC Fin Products Int'l Ltd. – HSBC European Wts Sep 2010	318,000,000	2007/10/17	2010/09/01	98.58
01437	KBC Fin Products Int'l Ltd. – CC Bank Euro Wts Sep 2008 A	400,000,000	2007/10/17	2008/09/03	100.00
01467	KBC Fin Products Int'l Ltd. – ICBC European Wts Sep 2009 B	400,000,000	2007/10/17	2009/09/09	100.00
01440	Macquarie Bank Ltd. – BankComm European Warrants Feb 2009	400,000,000	2007/10/17	2009/02/26	104.40
01441	Macquarie Bank Ltd. – ICBC European Warrants Jun 2008 B	400,000,000	2007/10/17	2008/06/27	343.20
01442	Macquarie Bank Ltd. – ICBC European Warrants Jun 2008 C	400,000,000	2007/10/17	2008/06/27	270.40
01443	Macquarie Bank Ltd. – ICBC European Warrants Jun 2008 D	400,000,000	2007/10/17	2008/06/27	211.60
01444	Macquarie Bank Ltd. – China Coal European Warrants Jul 2008	400,000,000	2007/10/17	2008/07/30	105.20
01431	SGA Societe Generale Acceptance N.V. – BOCOM Eur Wt Jun 2008	200,000,000	2007/10/17	2008/06/12	50.00
01432	SGA Societe Generale Acceptance N.V. – CCCCL Eur Wt Apr 2008	200,000,000	2007/10/17	2008/04/29	84.00
01450	SGA Societe Generale Acceptance N.V. – HSCEI Eur Wt Apr 08 G	200,000,000	2007/10/17	2008/04/29	50.00
01454	SGA Societe Generale Acceptance N.V. -HSCEI Eu Put Wt Apr08H	200,000,000	2007/10/17	2008/04/29	50.00
01426	UBS AG – China Life European Warrants Oct 2008 C	300,000,000	2007/10/17	2008/10/13	126.00
01427	UBS AG – BOCL European Warrants Dec 2010 A	300,000,000	2007/10/17	2010/12/13	75.00
01428	UBS AG – BankComm European Warrants Aug 2009 D	300,000,000	2007/10/17	2009/08/28	75.00
01429	UBS AG – CM Bank European Warrants Dec 2008	300,000,000	2007/10/17	2008/12/18	150.00
01430	UBS AG – China Life European Put Warrants Oct 2008 E	300,000,000	2007/10/17	2008/10/13	102.00
02113 #	ABN AMRO Bank N.V. – China Mobile Euro Put Wts Dec 2007 B	512,000,000	2007/10/17	2007/12/31	16.38
09808 #	ABN AMRO Bank N.V. – PetroChina European Warrants May 2008 C	500,000,000	2007/10/17	2008/05/20	142.50
09834 #	Calyon Fin P (G) Ltd. – CC Bank European Warrants Dec 2008 A	500,000,000	2007/10/17	2008/12/03	85.00
07488 #	Deutsche Bank AG – CITIC Bank European Warrants Aug 2008	1,000,000,000	2007/10/17	2008/08/28	147.00
02216 #	Goldman Sachs SP (Asia) – China Mobile European Wts Oct 2008	220,000,000	2007/10/17	2008/10/27	68.20
07927 #	Goldman Sachs SP (Asia) – HSCEI European Warrants Apr 2008	200,000,000	2007/10/17	2008/04/29	110.00
09538 #	J P Morgan SP BV – Ch Ship Cont Euro Wts Sep 2008	212,000,000	2007/10/17	2008/09/11	57.24
09516 #	KBC Fin Products Int'l Ltd. – Sinopec Euro Wts Jul 2008 A	408,000,000	2007/10/17	2008/07/03	99.96
03757 #	KBC Fin Products Int'l Ltd. – PetroChina Euro Wts Jun 2008 C	400,000,000	2007/10/17	2008/06/16	99.60
09221 #	Macquarie Bank Ltd. – Sinopec Corp European Wts Dec 2007 B	200,000,000	2007/10/17	2007/12/28	412.00
01545	ABN AMRO Bank N.V. – BankComm European Warrants Jun 2008 D	688,000,000	2007/10/18	2008/06/10	178.88
01546	ABN AMRO Bank N.V. – CNOOC European Warrants Jun 2008 A	588,000,000	2007/10/18	2008/06/10	158.76
01547	ABN AMRO Bank N.V. – CNOOC European Warrants May 2008 A	588,000,000	2007/10/18	2008/05/26	170.52
01548	ABN AMRO Bank N.V. – Sinopec Corp European Wts May 2008 C	728,000,000	2007/10/18	2008/05/19	196.56
01549	ABN AMRO Bank N.V. – PetroChina European Warrants Jun 2008 A	500,000,000	2007/10/18	2008/06/02	125.00
01529	ABN AMRO Bank N.V. – CITIC Bank European Warrants Jun 2009	1,100,000,000	2007/10/18	2009/06/08	275.00
01479	BOCI Asia Ltd. – China Mobile European Warrants Jun 2008	350,000,000	2007/10/18	2008/06/16	87.50
01478	BOCI Asia Ltd. – China Life European Warrants May 2008	100,000,000	2007/10/18	2008/05/09	95.00
01550	Calyon Fin P (G) Ltd. – BOCL European Warrants Aug 2008	150,000,000	2007/10/18	2008/08/04	169.50
01551	Calyon Fin P (G) Ltd. – BOC HK European Warrants Sep 2008	300,000,000	2007/10/18	2008/09/03	80.10
01552	Calyon Fin P (G) Ltd. – BankComm Euro Warrants Oct 2008 A	300,000,000	2007/10/18	2008/10/03	80.40
01553	Calyon Fin P (G) Ltd. – China Tel European Warrants Mar 2009	300,000,000	2007/10/18	2009/03/04	75.90
01554	Calyon Fin P (G) Ltd. – Sinopec Corp European Wts Oct 2008 A	300,000,000	2007/10/18	2008/10/03	86.70
01555	Calyon Fin P (G) Ltd. – Sinopec Corp European Wts Apr 2008 C	300,000,000	2007/10/18	2008/04/18	75.00
01556	Calyon Fin P (G) Ltd. – China Coal European Wts Oct 2008 A	250,000,000	2007/10/18	2008/10/03	142.25
01557	Calyon Fin P (G) Ltd. – China Coal European Wts Oct 2008 B	250,000,000	2007/10/18	2008/10/03	165.50

Main Board Warrants

Code	Derivative warrants	No. of issue (units)	Listing date	Expiry	Amount raised (HK\$ mil.)
01523	Deutsche Bank AG – CHALCO European Warrants Jun 2008 A	400,000,000	2007/10/18	2008/06/27	284.00
01524	Deutsche Bank AG – CHALCO European Warrants Jun 2008 B	400,000,000	2007/10/18	2008/06/27	224.00
01525	Deutsche Bank AG – CITIC Bank European Warrants Dec 2008	600,000,000	2007/10/18	2008/12/29	90.00
01527	Deutsche Bank AG – ICBC European Warrants Nov 2008	400,000,000	2007/10/18	2008/11/24	100.00
01528	Deutsche Bank AG – Jiangxi Copper European Wts Jun 2008 A	400,000,000	2007/10/18	2008/06/27	312.00
01526	Deutsche Bank AG – China Life European Put Warrants May 2008	400,000,000	2007/10/18	2008/05/26	200.00
01530	Deutsche Bank AG – BankComm European Put Warrants Aug 2008	400,000,000	2007/10/18	2008/08/25	100.00
01532	J P Morgan SP BV – Ch Ship Cont European Warrants Oct 2008	388,000,000	2007/10/18	2008/10/30	99.33
01531	J P Morgan SP BV – China Coal European Warrants Jul 2008	200,000,000	2007/10/18	2008/07/30	113.60
01537	KBC Fin Products Int'l Ltd. – Sinopec Euro Wts Jun 2008 A	400,000,000	2007/10/18	2008/06/13	100.00
01538	KBC Fin Products Int'l Ltd. – Sinopec Euro Wts Aug 2008 B	400,000,000	2007/10/18	2008/08/08	100.00
01539	KBC Fin Products Int'l Ltd. – PetroChina Euro Wts May 2008 A	400,000,000	2007/10/18	2008/05/02	100.00
01536	KBC Fin Products Int'l Ltd. – CNOOC European Wts Jul 2008	400,000,000	2007/10/18	2008/07/02	100.00
01540	KBC Fin Products Int'l Ltd. – HSCEI Euro Put Wts Apr 2008 J	400,000,000	2007/10/18	2008/04/29	100.00
01533	Macquarie Bank Ltd. – China Shenhua European Wts Jun 2008 A	288,000,000	2007/10/18	2008/06/27	229.25
01534	Macquarie Bank Ltd. – China Shenhua European Wts Jun 2008 B	288,000,000	2007/10/18	2008/06/27	189.79
01535	Macquarie Bank Ltd. – CHALCO European Warrants Jun 2008 C	388,000,000	2007/10/18	2008/06/27	202.92
01520	SGA Societe Generale Acceptance N.V. – HSI Eur Wt Apr 2008 L	500,000,000	2007/10/18	2008/04/29	125.00
01521	SGA Societe Generale Acceptance N.V. – HSI Eur Wt Apr 2008 M	500,000,000	2007/10/18	2008/04/29	125.00
01522	SGA Societe Generale Acceptance N.V. – HSI Eur Wt Apr 2008 N	500,000,000	2007/10/18	2008/04/29	125.00
01542	UBS AG – Sinopec Corp European Warrants Dec 2008 E	300,000,000	2007/10/18	2008/12/15	75.00
01543	UBS AG – China Shenhua European Warrants Nov 2008 B	300,000,000	2007/10/18	2008/11/24	195.00
01544	UBS AG – China Shenhua European Warrants Nov 2008 C	300,000,000	2007/10/18	2008/11/24	84.00
01541	UBS AG – CNOOC European Warrants Dec 2008 C	300,000,000	2007/10/18	2008/12/18	75.00
07527 #	ABN AMRO Bank N.V. – CNOOC European Warrants Apr 2008 B	900,000,000	2007/10/18	2008/04/11	207.00
04838 #	Deutsche Bank AG – CNOOC European Warrants Jun 2008 A	600,000,000	2007/10/18	2008/06/30	186.00
06846 #	HK Bank – CHALCO European Warrants Apr 2008 D	400,000,000	2007/10/18	2008/04/25	280.00
01328 #	HK Bank – Jiangxi Copper European Warrants Apr 2008 B	400,000,000	2007/10/18	2008/04/08	392.00
04435 #	J P Morgan SP BV – China Shenhua European Warrants Dec 2010	500,000,000	2007/10/18	2010/12/30	157.50
06801 #	KBC Fin Products Int'l Ltd. – China Life Eur Put Wt Mar 2008	500,000,000	2007/10/18	2008/03/03	85.00
04543 #	KBC Fin Products Int'l Ltd. – Ch Mobile Euro Wts May 2008 A	338,000,000	2007/10/18	2008/05/06	99.71
06131 #	KBC Fin Products Int'l Ltd. – CNOOC European Wts May 2008 A	368,000,000	2007/10/18	2008/05/02	99.36
03690 #	SGA Societe Generale Acceptance N.V. – CTel Eu Wt Jun 2008 A	50,000,000	2007/10/18	2008/06/16	82.00
02207	ABN AMRO Bank N.V. – China Tel European Warrants Nov 2008	1,128,000,000	2007/10/22	2008/11/11	282.00
03664	ABN AMRO Bank N.V. – PetroChina European Warrants May 2008 G	488,000,000	2007/10/22	2008/05/20	122.00
02243	Calyon Fin P (G) Ltd. – CITIC Bank European Wts May 2008	100,000,000	2007/10/22	2008/05/06	67.00
02275	Calyon Fin P (G) Ltd. – HKEx European Warrants Jun 2008 B	200,000,000	2007/10/22	2008/06/02	90.00
02249	Calyon Fin P (G) Ltd. – HS Bank European Warrants Oct 2008	200,000,000	2007/10/22	2008/10/20	51.20
03501	Calyon Fin P (G) Ltd. – PetroChina European Wts May 2008 A	300,000,000	2007/10/22	2008/05/13	77.70
03555	Calyon Fin P (G) Ltd. – Ping An European Warrants May 2008	150,000,000	2007/10/22	2008/05/05	37.80
01577	Deutsche Bank AG – BOCL European Warrants May 2008 B	400,000,000	2007/10/22	2008/05/19	212.00
01578	Deutsche Bank AG – BankComm European Warrants Jun 2008 A	600,000,000	2007/10/22	2008/06/16	150.00
01580	Deutsche Bank AG – CNOOC European Warrants Jun 2008 B	600,000,000	2007/10/22	2008/06/16	162.00
01579	Deutsche Bank AG – Sinopec Corp European Warrants Jul 2008 A	600,000,000	2007/10/22	2008/07/07	156.00

Main Board Warrants

Code	Derivative warrants	No. of issue (units)	Listing date	Expiry	Amount raised (HK\$ mil.)
01581	Deutsche Bank AG – HKEx European Put Warrants Jun 2008	600,000,000	2007/10/22	2008/06/23	276.00
01582	Deutsche Bank AG – HSBC European Warrants Jul 2009 A	600,000,000	2007/10/22	2009/07/29	150.00
01571	Deutsche Bank AG – HSCEI European Warrants Apr 2008 C	400,000,000	2007/10/22	2008/04/29	100.00
01574	Deutsche Bank AG – HSCEI European Put Warrants Apr 2008 D	400,000,000	2007/10/22	2008/04/29	100.00
01572	Deutsche Bank AG – HSI European Warrants Apr 2008 K	600,000,000	2007/10/22	2008/04/29	150.00
01573	Deutsche Bank AG – HSI European Warrants Apr 2008 L	600,000,000	2007/10/22	2008/04/29	150.00
01575	Deutsche Bank AG – HSI European Put Warrants Apr 2008 M	600,000,000	2007/10/22	2008/04/29	150.00
01576	Deutsche Bank AG – HSI European Put Warrants Apr 2008 N	600,000,000	2007/10/22	2008/04/29	156.00
01558	Fortis Bank S.A./N.V. – China Shenhua Euro Wts Oct 2008 B	620,000,000	2007/10/22	2008/10/10	155.00
01559	Fortis Bank S.A./N.V. – China Shenhua European Wts Dec 2008	700,000,000	2007/10/22	2008/12/29	178.50
01583	HK Bank – CHALCO European Warrants Jun 2008	280,000,000	2007/10/22	2008/06/16	142.80
01584	HK Bank – Angang Steel European Warrants May 2008 B	288,000,000	2007/10/22	2008/05/20	181.44
01585	HK Bank – China Coal European Warrants Jun 2008 B	280,000,000	2007/10/22	2008/06/10	95.20
01586	HK Bank – CM Bank European Warrants Jun 2008 B	280,000,000	2007/10/22	2008/06/16	131.60
01587	HK Bank – Sinopec Corp European Warrants May 2008 B	288,000,000	2007/10/22	2008/05/20	380.16
01588	HK Bank – China Shenhua European Warrants Jun 2008	288,000,000	2007/10/22	2008/06/10	397.44
01589	HK Bank – China Tel European Warrants May 2008	288,000,000	2007/10/22	2008/05/20	210.24
01590	HK Bank – CNOOC European Warrants May 2008	288,000,000	2007/10/22	2008/05/20	388.80
01591	HK Bank – Hunan Nonferrous European Warrants Jun 2008	280,000,000	2007/10/22	2008/06/16	366.80
01592	HK Bank – Lenovo European Warrants Jun 2008 B	288,000,000	2007/10/22	2008/06/10	403.20
01593	J P Morgan SP BV – China Shenhua European Wts Dec 2008 A	500,000,000	2007/10/22	2008/12/29	125.50
01594	J P Morgan SP BV – China Shenhua European Wts Dec 2008 B	500,000,000	2007/10/22	2008/12/29	125.50
03625	J P Morgan SP BV – PetroChina European Warrants Oct 2008	288,000,000	2007/10/22	2008/10/16	84.96
03599	J P Morgan SP BV – New World Dev European Warrants May 2008	100,000,000	2007/10/22	2008/05/30	31.80
01595	Macquarie Bank Ltd. – CM Bank European Warrants Jun 2008	388,000,000	2007/10/22	2008/06/27	163.74
01596	Macquarie Bank Ltd. – China Tel European Warrants Jul 2008	200,000,000	2007/10/22	2008/07/30	202.20
01597	Macquarie Bank Ltd. – Hang Seng Bank European Wts Dec 2008 B	388,000,000	2007/10/22	2008/12/30	98.94
01598	Macquarie Bank Ltd. – BOCL European Warrants Jun 2008 A	388,000,000	2007/10/22	2008/06/27	206.03
01599	Macquarie Bank Ltd. – BOCL European Warrants Jun 2008 B	400,000,000	2007/10/22	2008/06/27	162.00
01313	Macquarie Bank Ltd. – China Coal European Wts Jun 2008 C	388,000,000	2007/10/22	2008/06/27	100.49
01349	Macquarie Bank Ltd. – China Life European Warrants Jul 2008	400,000,000	2007/10/22	2008/07/30	229.20
02124	Macquarie Bank Ltd. – Jiangxi Copper European Wts Jul 2008	350,000,000	2007/10/22	2008/07/30	147.70
02136	Macquarie Bank Ltd. – Jiangxi Copper European Wts Jun 2008 B	400,000,000	2007/10/22	2008/06/27	108.80
01560	SGA Societe Generale Acceptance N.V. – BOCL Eu Wt Jun 2008 A	200,000,000	2007/10/22	2008/06/10	144.00
01561	SGA Societe Generale Acceptance N.V. – CCB Euro Wts Oct 2008	500,000,000	2007/10/22	2008/10/03	103.50
01562	SGA Societe Generale Acceptance N.V. – CCB Euro Wts Nov 2008	500,000,000	2007/10/22	2008/11/18	101.00
01563	SGA Societe Generale Acceptance N.V. – CLife Eur Wt May 08 B	500,000,000	2007/10/22	2008/05/05	430.00
01564	SGA Societe Generale Acceptance N.V. – CP&CC Eur Wt May 2008	500,000,000	2007/10/22	2008/05/26	125.00
01565	SGA Societe Generale Acceptance N.V. – CP&CC Eur Wt Jul 08 A	500,000,000	2007/10/22	2008/07/28	125.00
01566	SGA Societe Generale Acceptance N.V. – HSCEI Eur Wt Apr 08 I	200,000,000	2007/10/22	2008/04/29	50.00
01567	SGA Societe Generale Acceptance N.V. – HSCEI Eur Wt May 08 A	200,000,000	2007/10/22	2008/05/29	51.00
01568	SGA Societe Generale Acceptance N.V. – HSCEI Eur Wt May 08 B	200,000,000	2007/10/22	2008/05/29	50.00
01569	SGA Societe Generale Acceptance N.V. – HSCEI Eu Put Wt Apr 08 J	200,000,000	2007/10/22	2008/04/29	50.00
01570	SGA Societe Generale Acceptance N.V. – HSCEI Eu Put Wt May 08 E	200,000,000	2007/10/22	2008/05/29	50.00

Main Board Warrants

Code	Derivative warrants	No. of issue (units)	Listing date	Expiry	Amount raised (HK\$ mil.)
07604 #	ABN AMRO Bank N.V. – China Tel European Warrants Oct 2008 A	1,000,000,000	2007/10/22	2008/10/20	265.00
03714 #	ABN AMRO Bank N.V. – China Mobile European Wts Apr 2008 J	800,000,000	2007/10/22	2008/04/14	181.60
07616 #	ABN AMRO Bank N.V. – Sinopec Corp European Wts Jul 2008 A	800,000,000	2007/10/22	2008/07/21	344.00
09737 #	ABN AMRO Bank N.V. – HSBC European Warrants Dec 2007	150,000,000	2007/10/22	2007/12/03	65.25
07549 #	ABN AMRO Bank N.V. – PetroChina European Warrants May 2008 E	600,000,000	2007/10/22	2008/05/26	282.00
09990 #	Deutsche Bank AG – China Mobile European Warrants Apr 2008 B	600,000,000	2007/10/22	2008/04/28	150.00
06025 #	Deutsche Bank AG – HSBC European Warrants Nov 2010	700,000,000	2007/10/22	2010/11/01	178.50
03731 #	KBC Fin Products Int'l Ltd. – Ch Mobile Euro Wts Apr 2008 C	800,000,000	2007/10/22	2008/04/07	189.60
09551 #	KBC Fin Products Int'l Ltd. – PetroChina Euro Wts Jul 2008 D	400,000,000	2007/10/22	2008/07/15	216.00
04969 #	Macquarie Bank Ltd. – HSBC European Warrants Jun 2009 A	1,000,000,000	2007/10/22	2009/06/30	275.00
02137 #	UBS AG – PetroChina European Warrants Dec 2008 A	300,000,000	2007/10/22	2008/12/18	261.00
07933	ABN AMRO Bank N.V. – CNOOC European Warrants Jun 2008 B	488,000,000	2007/10/23	2008/06/16	146.40
07934	ABN AMRO Bank N.V. – China Life European Warrants Dec 2009	1,500,000,000	2007/10/23	2009/12/28	375.00
07939	ABN AMRO Bank N.V. – Sinopec Corp European Wts Jun 2008 B	688,000,000	2007/10/23	2008/06/30	185.76
07940	ABN AMRO Bank N.V. – China Tel European Warrants Oct 2008 B	988,000,000	2007/10/23	2008/10/28	247.00
04551	ABN AMRO Bank N.V. – Sinopec Corp European Wts Jun 2008 A	688,000,000	2007/10/23	2008/06/30	192.64
04592	ABN AMRO Bank N.V. – PetroChina European Warrants May 2008 H	488,000,000	2007/10/23	2008/05/27	136.64
07505	BNP Paribas Arbit Issu B.V. – Sinopec Corp Euro Wts May 2008	800,000,000	2007/10/23	2008/05/02	216.00
07512	BNP Paribas Arbit Issu B.V. – Sinopec Corp Eur Wt Aug 2008 A	800,000,000	2007/10/23	2008/08/04	208.00
07515	BNP Paribas Arbit Issu B.V. – China Tel Euro Wts Oct 2009	400,000,000	2007/10/23	2009/10/06	100.00
07525	BNP Paribas Arbit Issu B.V. – HKEx European Wts Jun 2008 B	400,000,000	2007/10/23	2008/06/02	196.00
07544	BNP Paribas Arbit Issu B.V. – PetroChina Euro Wts Jun 2008 B	1,000,000,000	2007/10/23	2008/06/03	320.00
07594	BNP Paribas Arbit Issu B.V. – PetroChina Euro Wts Mar 2009	1,000,000,000	2007/10/23	2009/03/02	420.00
07661	BNP Paribas Arbit Issu B.V. – HSCEI European Wts Apr 2008 A	400,000,000	2007/10/23	2008/04/29	104.00
07669	BNP Paribas Arbit Issu B.V. – HSCEI European Wts Apr 2008 B	400,000,000	2007/10/23	2008/04/29	100.00
07707	BNP Paribas Arbit Issu B.V. – HSCEI Euro Put Wts Apr 2008 D	400,000,000	2007/10/23	2008/04/29	100.00
07697	BNP Paribas Arbit Issu B.V. – HSCEI European Wts Apr 2008 C	400,000,000	2007/10/23	2008/04/29	104.00
07708	BNP Paribas Arbit Issu B.V. – HSCEI Euro Put Wts Apr 2008 E	400,000,000	2007/10/23	2008/04/29	100.00
07709	BNP Paribas Arbit Issu B.V. – HSCEI Euro Put Wts Apr 2008 F	400,000,000	2007/10/23	2008/04/29	100.00
07916	Calyon Fin P (G) Ltd. – China Life European Put Wts May 2008	300,000,000	2007/10/23	2008/05/06	121.80
07929	Calyon Fin P (G) Ltd. – HKEx European Put Warrants Jun 2008	300,000,000	2007/10/23	2008/06/02	82.20
06199	Credit Suisse – CNOOC European Warrants Jul 2008 B	388,000,000	2007/10/23	2008/07/10	97.00
07355	Credit Suisse – CNOOC European Warrants Oct 2008	388,000,000	2007/10/23	2008/10/14	97.00
07356	Deutsche Bank AG – Ch Comm Cons European Warrants Jul 2008 A	600,000,000	2007/10/23	2008/07/07	222.00
07357	Deutsche Bank AG – Sinopec Corp European Warrants Jul 2008 B	600,000,000	2007/10/23	2008/07/14	162.00
07360	Deutsche Bank AG – Sinopec Corp European Warrants Jul 2008 C	600,000,000	2007/10/23	2008/07/28	150.00
07366	Deutsche Bank AG – China Tel European Warrants Dec 2008	600,000,000	2007/10/23	2008/12/29	150.00
07370	Deutsche Bank AG – CNOOC European Warrants Jun 2008 C	600,000,000	2007/10/23	2008/06/30	162.00
07384	Deutsche Bank AG – HSBC European Warrants Sep 2009	800,000,000	2007/10/23	2009/09/28	200.00
07448	Deutsche Bank AG – PetroChina European Warrants Jun 2008 B	600,000,000	2007/10/23	2008/06/23	174.00
07449	Deutsche Bank AG – PetroChina European Warrants Jul 2008 A	600,000,000	2007/10/23	2008/07/07	150.00
06198	J P Morgan SP BV – PetroChina European Warrants Jul 2008	200,000,000	2007/10/23	2008/07/30	80.20
06143	J P Morgan SP BV – Sinopec Corp European Warrants Jul 2008	200,000,000	2007/10/23	2008/07/30	51.60
06172	J P Morgan SP BV – CNPC European Warrants Dec 2009	288,000,000	2007/10/23	2009/12/30	74.30

Main Board Warrants

Code	Derivative warrants	No. of issue (units)	Listing date	Expiry	Amount raised (HK\$ mil.)
07857	KBC Fin Products Int'l Ltd. – China Tel Euro Wts Sep 2008	400,000,000	2007/10/23	2008/09/03	100.00
07877	KBC Fin Products Int'l Ltd. – China Tel Euro Wts Nov 2008 A	400,000,000	2007/10/23	2008/11/18	100.00
07710	KBC Fin Products Int'l Ltd. – BOCL European Wts May 2008 B	268,000,000	2007/10/23	2008/05/13	99.43
07803	KBC Fin Products Int'l Ltd. – BOCL European Wts May 2008 C	378,000,000	2007/10/23	2008/05/20	98.28
07812	KBC Fin Products Int'l Ltd. – CITIC Bank Euro Wts May 2009	378,000,000	2007/10/23	2009/05/13	94.50
07898	KBC Fin Products Int'l Ltd. – PetroChina Euro Wts May 2008 B	248,000,000	2007/10/23	2008/05/02	96.47
07910	KBC Fin Products Int'l Ltd. – PetroChina Euro Wts May 2008 C	288,000,000	2007/10/23	2008/05/13	95.04
07851	KBC Fin Products Int'l Ltd. – Sinopec European Wts Apr 2008	328,000,000	2007/10/23	2008/04/23	98.40
07854	KBC Fin Products Int'l Ltd. – Sinopec Euro Wts May 2008 A	378,000,000	2007/10/23	2008/05/13	98.28
07894	KBC Fin Products Int'l Ltd. – CNOOC European Wts May 2008 B	328,000,000	2007/10/23	2008/05/05	98.40
03677	Macquarie Bank Ltd. – Cheung Kong European Wts Feb 2009 B	400,000,000	2007/10/23	2009/02/26	102.00
03680	Macquarie Bank Ltd. – Sinopec Corp European Wts Nov 2008 A	400,000,000	2007/10/23	2008/11/27	116.80
03705	Macquarie Bank Ltd. – Sinopec Corp European Wts Nov 2008 B	400,000,000	2007/10/23	2008/11/27	105.60
03712	Macquarie Bank Ltd. – PetroChina European Warrants Nov 2008	400,000,000	2007/10/23	2008/11/27	109.20
06125	Macquarie Bank Ltd. – PetroChina European Wts Jul 2008 B	400,000,000	2007/10/23	2008/07/30	104.40
06097	Macquarie Bank Ltd. – CNOOC European Warrants Oct 2008 A	400,000,000	2007/10/23	2008/10/30	120.40
06104	Macquarie Bank Ltd. – CNOOC European Warrants Oct 2008 B	400,000,000	2007/10/23	2008/10/30	101.60
04660	CC Rabobank B.A. – China Life European Warrants Aug 2008 A	200,000,000	2007/10/23	2008/08/08	220.00
04771	CC Rabobank B.A. – Ch Mobile European Warrants Apr 2008 B	120,000,000	2007/10/23	2008/04/25	33.60
04792	CC Rabobank B.A. – Ch Mobile European Warrants Jul 2008	120,000,000	2007/10/23	2008/07/22	32.40
04798	CC Rabobank B.A. – Sinopec Corp European Warrants Jul 2008	200,000,000	2007/10/23	2008/07/10	64.00
04852	CC Rabobank B.A. – Sinopec Corp European Warrants Sep 2008	200,000,000	2007/10/23	2008/09/02	66.00
04906	CC Rabobank B.A. – China Tel European Warrants May 2008 B	300,000,000	2007/10/23	2008/05/22	465.00
04945	CC Rabobank B.A. – HSBC European Warrants Aug 2008 B	100,000,000	2007/10/23	2008/08/20	128.00
04965	CC Rabobank B.A. – ICBC European Warrants Apr 2008 C	500,000,000	2007/10/23	2008/04/25	450.00
04974	CC Rabobank B.A. – ICBC European Warrants May 2008 B	500,000,000	2007/10/23	2008/05/20	575.00
04975	CC Rabobank B.A. – PetroChina European Warrants Jun 2008 A	500,000,000	2007/10/23	2008/06/04	245.00
06044	SGA Societe Generale Acceptance N.V. – CNOOC Eur Wt May 08 B	500,000,000	2007/10/23	2008/05/26	135.00
06068	SGA Societe Generale Acceptance N.V. – CNOOC Eur Wt Jul 08 A	500,000,000	2007/10/23	2008/07/14	132.50
06070	SGA Societe Generale Acceptance N.V. – Petch Eur Wt Apr 08 C	500,000,000	2007/10/23	2008/04/28	202.50
06072	SGA Societe Generale Acceptance N.V. – Petch Eur Wt Jun 08 A	500,000,000	2007/10/23	2008/06/02	190.00
06096	SGA Societe Generale Acceptance N.V. – Petch Eur Wt Jul 08 B	500,000,000	2007/10/23	2008/07/21	182.50
03718	SGA Societe Generale Acceptance N.V. – HKEx Eu Wt Jul 2008 B	500,000,000	2007/10/23	2008/07/28	350.00
03753	SGA Societe Generale Acceptance N.V. – MTRC Eu Wt Jul 2008 B	100,000,000	2007/10/23	2008/07/21	39.00
03761	UBS AG – China Shenhua European Warrants Dec 2010	300,000,000	2007/10/23	2010/12/13	75.00
03793	UBS AG – China Tel European Warrants Dec 2009 C	300,000,000	2007/10/23	2009/12/21	75.00
04485	UBS AG – Jiangxi Copper European Warrants Nov 2008 A	300,000,000	2007/10/23	2008/11/24	108.00
04518	UBS AG – PetroChina European Warrants Dec 2008 F	300,000,000	2007/10/23	2008/12/18	75.00
04536	UBS AG – Tencent Holdings European Warrants Dec 2009	300,000,000	2007/10/23	2009/12/21	75.00
07836 #	Deutsche Bank AG – CC Bank European Warrants Dec 2008 A	600,000,000	2007/10/23	2008/12/31	120.60
07572 #	SGA Societe Generale Acceptance N.V. – CNOOC Eur Wt Aug 2008	300,000,000	2007/10/23	2008/08/25	106.50
09157 #	SGA Societe Generale Acceptance N.V. – HSI Eu Put Wt Apr 08K	500,000,000	2007/10/23	2008/04/29	83.00
01231 #	SGA Societe Generale Acceptance N.V. – JIANC Eur Wt Apr 2008	100,000,000	2007/10/23	2008/04/07	113.00
09905	BNP Paribas Arbit Issu B.V. – China Life Euro Wts Oct 2009	1,000,000,000	2007/10/24	2009/10/02	250.00

Main Board Warrants

Code	Derivative warrants	No. of issue (units)	Listing date	Expiry	Amount raised (HK\$ mil.)
09908	BNP Paribas Arbit Issu B.V. – China Life Euro Wts Jan 2010	1,000,000,000	2007/10/24	2010/01/04	250.00
07640	Calyon Fin P (G) Ltd. – China Life European Wts Nov 2009	1,000,000,000	2007/10/24	2009/11/09	251.00
07655	Calyon Fin P (G) Ltd. – Sinopec Corp European Wts Oct 2008 B	300,000,000	2007/10/24	2008/10/03	82.20
07941	Calyon Fin P (G) Ltd. – PetroChina European Wts May 2008 B	300,000,000	2007/10/24	2008/05/05	87.30
07942	Calyon Fin P (G) Ltd. – PetroChina European Wts Jul 2008 B	300,000,000	2007/10/24	2008/07/05	86.40
01634	Lehman Brothers Holdings Inc. – China Coal Eur Wt Apr 2008 B	110,000,000	2007/10/24	2008/04/25	58.41
01635	Lehman Brothers Holdings Inc. – Ping An Euro Wts Apr 2008 B	35,000,000	2007/10/24	2008/04/25	61.81
01636	Lehman Brothers Holdings Inc. – PICC European Wts Apr 2008 B	150,000,000	2007/10/24	2008/04/25	55.50
01637	Lehman Brothers Holdings Inc. – China Life Eur Wt Apr 2008 B	100,000,000	2007/10/24	2008/04/25	79.40
09922	Lehman Brothers Holdings Inc. – Cheung Kong Eur Wts Apr 2008	70,000,000	2007/10/24	2008/04/25	74.41
09923	Lehman Brothers Holdings Inc. – HSBC European Wts Apr 2008	100,000,000	2007/10/24	2008/04/25	74.40
09943	Lehman Brothers Holdings Inc. – SHK Ppt Euro Wts Apr 2008	70,000,000	2007/10/24	2008/04/25	77.07
09950	Lehman Brothers Holdings Inc. – Sinopec Corp Eur Wt Apr 2008	225,000,000	2007/10/24	2008/04/25	56.25
09952	Lehman Brothers Holdings Inc. – PetroChina Eur Wt Apr 2008 B	225,000,000	2007/10/24	2008/04/25	77.18
09981	Lehman Brothers Holdings Inc. – CNOOC Euro Wts Apr 2008 B	225,000,000	2007/10/24	2008/04/25	59.18
09986	Lehman Brothers Holdings Inc. – Ch Mobile Eur Wts Apr 2008 B	300,000,000	2007/10/24	2008/04/25	76.50
01633	Lehman Brothers Holdings Inc. – ICBC European Wts Apr 2008	65,000,000	2007/10/24	2008/04/25	60.26
07954	Macquarie Bank Ltd. – Ch Comm Cons European Wts Jun 2008 C	488,000,000	2007/10/24	2008/06/27	122.49
07956	Macquarie Bank Ltd. – Sinopec Corp European Wts Nov 2008 C	400,000,000	2007/10/24	2008/11/27	119.60
07958	Macquarie Bank Ltd. – Sinopec Corp European Wts Nov 2008 D	400,000,000	2007/10/24	2008/11/27	100.40
07959	Macquarie Bank Ltd. – China Tel European Warrants Dec 2008	388,000,000	2007/10/24	2008/12/30	98.55
07962	Macquarie Bank Ltd. – Dongfeng Motor European Wts Oct 2008	388,000,000	2007/10/24	2008/10/30	97.00
07966	Macquarie Bank Ltd. – Lenovo European Warrants Apr 2009	388,000,000	2007/10/24	2009/04/29	99.33
07978	SGA Societe Generale Acceptance N.V. – CMob Eu Wt May 2008 C	500,000,000	2007/10/24	2008/05/05	135.00
07979	SGA Societe Generale Acceptance N.V. – CMob Eu Wt May 2008 D	500,000,000	2007/10/24	2008/05/05	125.00
07992	SGA Societe Generale Acceptance N.V. – CMob Eu Wt Jun 2008 B	500,000,000	2007/10/24	2008/06/02	125.00
09243	SGA Societe Generale Acceptance N.V. – CMob Eu Put Wt Jun 08	500,000,000	2007/10/24	2008/06/02	135.00
09251	SGA Societe Generale Acceptance N.V. – CP&CC Eur Wt Apr 08 B	500,000,000	2007/10/24	2008/04/28	155.00
09255	SGA Societe Generale Acceptance N.V. – CP&CC Eur Wt Jun 08 C	500,000,000	2007/10/24	2008/06/02	145.00
09293	SGA Societe Generale Acceptance N.V. – CTel Eu Wt Jun 2008 B	100,000,000	2007/10/24	2008/06/23	154.00
09432	SGA Societe Generale Acceptance N.V. – HSCEI Eur Wt May 08 C	200,000,000	2007/10/24	2008/05/29	50.00
09584	SGA Societe Generale Acceptance N.V. – HSCEI Eur Wt May 08 D	200,000,000	2007/10/24	2008/05/29	50.00
09817	SGA Societe Generale Acceptance N.V. – HSCEI Eu Put Wt May 08 F	200,000,000	2007/10/24	2008/05/29	51.00
07968	SGA Societe Generale Acceptance N.V. – HSI Eur Wt Apr 2008 O	500,000,000	2007/10/24	2008/04/29	125.00
07969	SGA Societe Generale Acceptance N.V. – HSI Eur Wt Apr 2008 P	500,000,000	2007/10/24	2008/04/29	125.00
07970	SGA Societe Generale Acceptance N.V. – HSI Eur Wt Apr 2008 Q	500,000,000	2007/10/24	2008/04/29	125.00
07971	SGA Societe Generale Acceptance N.V. – HSI Eur Wt Apr 2008 R	500,000,000	2007/10/24	2008/04/29	125.00
07973	SGA Societe Generale Acceptance N.V. – HSI Eu Put Wt Apr 08 S	500,000,000	2007/10/24	2008/04/29	125.00
07975	SGA Societe Generale Acceptance N.V. – HSI Eu Put Wt Apr 08 T	500,000,000	2007/10/24	2008/04/29	125.00
07976	SGA Societe Generale Acceptance N.V. – HSI Eu Put Wt Apr 08 U	500,000,000	2007/10/24	2008/04/29	125.00
09318	UBS AG – China Life European Warrants Dec 2010 A	300,000,000	2007/10/24	2010/12/13	75.00
09379	UBS AG – China Mobile European Warrants Dec 2008 H	300,000,000	2007/10/24	2008/12/18	75.00
09400	UBS AG – Sinopec Corp European Warrants Dec 2008 F	300,000,000	2007/10/24	2008/12/18	75.00
09409	UBS AG – PetroChina European Warrants Dec 2008 G	300,000,000	2007/10/24	2008/12/18	75.00

Main Board Warrants

Code	Derivative warrants	No. of issue (units)	Listing date	Expiry	Amount raised (HK\$ mil.)
09413	UBS AG – CNOOC European Warrants Dec 2008 D	300,000,000	2007/10/24	2008/12/18	75.00
09214 #	Citigroup Global Mkt H Inc. – China Tel Euro Wts Apr 2008 B	200,000,000	2007/10/24	2008/04/10	150.00
09821 #	Deutsche Bank AG – China Mobile European Warrants Jun 2008 B	900,000,000	2007/10/24	2008/06/02	216.00
02145 #	Macquarie Bank Ltd. – HSBC European Warrants Dec 2007	300,000,000	2007/10/24	2007/12/28	180.00
07526 #	SGA Societe Generale Acceptance N.V. – Petch Eur Wt May 2008	500,000,000	2007/10/24	2008/05/13	240.00
01841	ABN AMRO Bank N.V. – China Life European Warrants Aug 2009	1,500,000,000	2007/10/25	2009/08/31	375.00
01842	ABN AMRO Bank N.V. – China Life European Warrants Nov 2009 B	1,500,000,000	2007/10/25	2009/11/30	375.00
01643	Credit Suisse – China Life European Warrants Jun 2009	688,000,000	2007/10/25	2009/06/08	172.00
01644	Credit Suisse – ICBC European Warrants Apr 2009 A	688,000,000	2007/10/25	2009/04/09	172.00
01664	Credit Suisse – Shanghai Electric European Warrants Oct 2008	688,000,000	2007/10/25	2008/10/16	172.00
01638	Deutsche Bank AG – China Mobile European Warrants Jun 2008 C	800,000,000	2007/10/25	2008/06/23	200.00
01639	Deutsche Bank AG – Sinopec Corp European Put Wts Jul 2008	600,000,000	2007/10/25	2008/07/07	150.00
01640	Deutsche Bank AG – China Tel European Put Warrants Jun 2008	400,000,000	2007/10/25	2008/06/02	308.00
01641	Deutsche Bank AG – HSBC European Put Warrants Jun 2008 C	400,000,000	2007/10/25	2008/06/23	412.00
01665	Deutsche Bank AG – PetroChina European Put Warrants Jun 2008	600,000,000	2007/10/25	2008/06/16	150.00
01843	Deutsche Bank AG – China Life European Warrants Oct 2009	800,000,000	2007/10/25	2009/10/27	200.00
01642	HK Bank – Ch Ship Cont European Warrants Aug 2008	280,000,000	2007/10/25	2008/08/04	70.00
01672	KBC Fin Products Int'l Ltd. – Ch Mobile Euro Wts May 2008 D	348,000,000	2007/10/25	2008/05/15	93.96
01668	KBC Fin Products Int'l Ltd. – CC Bank Euro Wts Oct 2008 B	400,000,000	2007/10/25	2008/10/06	100.00
01673	KBC Fin Products Int'l Ltd. – CNOOC European Wts Jun 2008 C	400,000,000	2007/10/25	2008/06/02	100.00
01840	KBC Fin Products Int'l Ltd. – PetroChina Euro Wts May 2008 D	368,000,000	2007/10/25	2008/05/15	99.36
01666	KBC Fin Products Int'l Ltd. – BOCL European Put Wts May 2008	168,000,000	2007/10/25	2008/05/02	95.26
01839	KBC Fin Products Int'l Ltd. – ICBC European Wts Apr 2009	378,000,000	2007/10/25	2009/04/06	94.50
01670	KBC Fin Products Int'l Ltd. – China Life Euro Wts Sep 2009 E	378,000,000	2007/10/25	2009/09/29	94.50
01669	KBC Fin Products Int'l Ltd. – China Life Euro Wts Sep 2009 D	368,000,000	2007/10/25	2009/09/29	99.36
01671	KBC Fin Products Int'l Ltd. – China Life Euro Wts Dec 2009	400,000,000	2007/10/25	2009/12/29	100.00
01667	KBC Fin Products Int'l Ltd. – Ch Comm Cons Euro Wts Jun 2008	408,000,000	2007/10/25	2008/06/06	195.84
01405 #	Deutsche Bank AG – China Life European Warrants Dec 2009 A	1,400,000,000	2007/10/25	2009/12/07	334.60
07982 #	Macquarie Bank Ltd. – HSI European Put Warrants Apr 2008 G	1,312,000,000	2007/10/25	2008/04/29	233.54
01855	ABN AMRO Bank N.V. – China Mobile Euro Put Wts May 2008	600,000,000	2007/10/26	2008/05/26	204.00
01853	ABN AMRO Bank N.V. – China Mobile European Wts May 2008 D	600,000,000	2007/10/26	2008/05/26	156.00
01852	ABN AMRO Bank N.V. – China Mobile European Wts Jun 2008 E	600,000,000	2007/10/26	2008/06/02	150.00
01854	ABN AMRO Bank N.V. – CC Bank European Warrants Dec 2008 C	1,000,000,000	2007/10/26	2008/12/29	250.00
01869	ABN AMRO Bank N.V. – ICBC European Warrants Sep 2008	1,000,000,000	2007/10/26	2008/09/16	250.00
01870	ABN AMRO Bank N.V. – ICBC European Warrants Oct 2008 A	1,000,000,000	2007/10/26	2008/10/30	250.00
01856	BNP Paribas Arbit Issu B.V. – HSBC European Wts Dec 2008 A	500,000,000	2007/10/26	2008/12/01	85.00
01851	Calyon Fin P (G) Ltd. – China Life European Wts Jul 2008	300,000,000	2007/10/26	2008/07/03	273.30
01850	Goldman Sachs SP (Asia) – HSBC European Warrants Dec 2008	200,000,000	2007/10/26	2008/12/29	50.00
01849	J P Morgan SP BV – China Life European Warrants Dec 2009	500,000,000	2007/10/26	2009/12/31	125.00
01859	KBC Fin Products Int'l Ltd. – HSCEI Euro Put Wts Apr 2008 K	400,000,000	2007/10/26	2008/04/29	100.00
01857	KBC Fin Products Int'l Ltd. – HSI European Wts Apr 2008 J	388,000,000	2007/10/26	2008/04/29	98.94
01858	KBC Fin Products Int'l Ltd. – HSI European Wts Apr 2008 K	400,000,000	2007/10/26	2008/04/29	100.00
01860	KBC Fin Products Int'l Ltd. – HSI Euro Put Wts Apr 2008 L	400,000,000	2007/10/26	2008/04/29	100.00
01861	KBC Fin Products Int'l Ltd. – HSI Euro Put Wts Apr 2008 M	400,000,000	2007/10/26	2008/04/29	100.00

Main Board Warrants

Code	Derivative warrants	No. of issue (units)	Listing date	Expiry	Amount raised (HK\$ mil.)
01844	CC Rabobank B.A. – BOCL European Warrants Jun 2008 B	200,000,000	2007/10/26	2008/06/06	180.00
01846	CC Rabobank B.A. – Ch Mobile European Warrants Aug 2008 A	120,000,000	2007/10/26	2008/08/08	38.40
01845	CC Rabobank B.A. – China Life European Warrants Aug 2008 B	200,000,000	2007/10/26	2008/08/08	210.00
01847	CC Rabobank B.A. – ICBC European Warrants Aug 2008	500,000,000	2007/10/26	2008/08/08	650.00
01848	CC Rabobank B.A. – PetroChina European Warrants Jul 2008 C	500,000,000	2007/10/26	2008/07/07	220.00
03719 #	ABN AMRO Bank N.V. – China Mobile European Wts Apr 2008 K	700,000,000	2007/10/26	2008/04/28	163.80
07549 #	ABN AMRO Bank N.V. – PetroChina European Warrants May 2008 E	800,000,000	2007/10/26	2008/05/26	372.00
01549 #	ABN AMRO Bank N.V. – PetroChina European Warrants Jun 2008 A	700,000,000	2007/10/26	2008/06/02	308.00
01434 #	Deutsche Bank AG – PetroChina European Warrants Jun 2008 A	600,000,000	2007/10/26	2008/06/02	285.00
04444 #	SGA Societe Generale Acceptance N.V. – CLife Eur Wt Apr 08 D	500,000,000	2007/10/26	2008/04/14	495.00
01902	KBC Fin Products Int'l Ltd. – HSCEI European Wts Apr 2008 L	400,000,000	2007/10/29	2008/04/29	100.00
01903	KBC Fin Products Int'l Ltd. – HSCEI European Wts Apr 2008 M	400,000,000	2007/10/29	2008/04/29	100.00
01905	KBC Fin Products Int'l Ltd. – HSCEI Euro Put Wts Apr 2008 N	400,000,000	2007/10/29	2008/04/29	100.00
01906	KBC Fin Products Int'l Ltd. – HSCEI Euro Put Wts Apr 2008 O	400,000,000	2007/10/29	2008/04/29	100.00
01904	KBC Fin Products Int'l Ltd. – HSCEI Euro Put Wts May 2008 A	400,000,000	2007/10/29	2008/05/29	100.00
01901	KBC Fin Products Int'l Ltd. – HSI European Wts Apr 2008 N	388,000,000	2007/10/29	2008/04/29	98.55
01907	KBC Fin Products Int'l Ltd. – HSI Euro Put Wts Apr 2008 O	400,000,000	2007/10/29	2008/04/29	100.00
01871	Macquarie Bank Ltd. – New World Dev European Wts Sep 2008	288,000,000	2007/10/29	2008/09/29	74.59
01876	UBS AG – HSCEI European Warrants May 2008 A	300,000,000	2007/10/29	2008/05/29	75.00
01875	UBS AG – HSCEI European Put Warrants May 2008 C	300,000,000	2007/10/29	2008/05/29	75.00
01879	UBS AG – HSI European Warrants May 2008 C	300,000,000	2007/10/29	2008/05/29	78.00
01900	UBS AG – HSI European Warrants May 2008 D	300,000,000	2007/10/29	2008/05/29	75.00
01877	UBS AG – HSI European Put Warrants May 2008 A	300,000,000	2007/10/29	2008/05/29	75.00
01878	UBS AG – HSI European Put Warrants May 2008 B	300,000,000	2007/10/29	2008/05/29	78.00
01872	UBS AG – ICBC European Warrants Dec 2010 D	300,000,000	2007/10/29	2010/12/13	75.00
01873	UBS AG – PICC European Warrants Oct 2008 C	300,000,000	2007/10/29	2008/10/13	90.00
01874	UBS AG – PICC European Warrants Oct 2008 D	300,000,000	2007/10/29	2008/10/13	75.00
09810 #	ABN AMRO Bank N.V. – Ping An European Warrants Jun 2008 D	800,000,000	2007/10/29	2008/06/16	187.20
06157 #	Deutsche Bank AG – CNOOC European Warrants Sep 2008 A	600,000,000	2007/10/29	2008/09/29	336.00
09616 #	Deutsche Bank AG – HSI European Put Warrants Apr 2008 I	600,000,000	2007/10/29	2008/04/29	117.60
03733 #	KBC Fin Products Int'l Ltd. – Ch Mobile Euro Wts Apr 2008 D	700,000,000	2007/10/29	2008/04/17	185.50
09698 #	KBC Fin Products Int'l Ltd. – HSI Euro Put Wts Apr 2008 D	600,000,000	2007/10/29	2008/04/29	78.00
01928	ABN AMRO Bank N.V. – BankComm European Warrants Jun 2008 E	1,000,000,000	2007/10/30	2008/06/16	270.00
01929	ABN AMRO Bank N.V. – BankComm European Warrants Jun 2008 F	1,000,000,000	2007/10/30	2008/06/23	290.00
01941	ABN AMRO Bank N.V. – BankComm European Warrants Jun 2008 G	1,000,000,000	2007/10/30	2008/06/16	260.00
01942	ABN AMRO Bank N.V. – China Life European Warrants Oct 2009	1,600,000,000	2007/10/30	2009/10/13	400.00
01936	Credit Suisse – China Shenhua European Warrants Apr 2009	688,000,000	2007/10/30	2009/04/29	172.00
01937	Credit Suisse – SMIC European Warrants Oct 2008	88,000,000	2007/10/30	2008/10/22	22.00
01930	Deutsche Bank AG – BOCL European Put Warrants Aug 2008	400,000,000	2007/10/30	2008/08/25	232.00
01932	Deutsche Bank AG – Ch Comm Cons Euro Put Warrants Jun 2008	400,000,000	2007/10/30	2008/06/16	128.00
01931	Deutsche Bank AG – Cheung Kong European Put Wts Dec 2008	600,000,000	2007/10/30	2008/12/22	150.00
01934	Deutsche Bank AG – CM Bank European Put Warrants Jun 2008	400,000,000	2007/10/30	2008/06/23	220.00
01935	Deutsche Bank AG – ICBC European Put Warrants Dec 2008	600,000,000	2007/10/30	2008/12/22	150.00
01933	Deutsche Bank AG – CM Bank European Warrants Aug 2008	600,000,000	2007/10/30	2008/08/25	480.00

Main Board Warrants

Code	Derivative warrants	No. of issue (units)	Listing date	Expiry	Amount raised (HK\$ mil.)
01938	Deutsche Bank AG – BankComm European Warrants Jun 2008 B	800,000,000	2007/10/30	2008/06/16	200.00
01939	Deutsche Bank AG – BankComm European Warrants Aug 2008	800,000,000	2007/10/30	2008/08/25	272.00
01940	Goldman Sachs SP (Asia) – China Mobile European Wts Dec 2008	330,000,000	2007/10/30	2008/12/08	102.30
01917	KBC Fin Products Int'l Ltd. – China Life Euro Wts Jul 2009	400,000,000	2007/10/30	2009/07/06	100.00
01926	KBC Fin Products Int'l Ltd. – ICBC European Wts Nov 2008 A	400,000,000	2007/10/30	2008/11/14	100.00
01927	KBC Fin Products Int'l Ltd. – ICBC European Wts Dec 2008	400,000,000	2007/10/30	2008/12/15	100.00
01924	KBC Fin Products Int'l Ltd. – ICBC European Wts Oct 2008 A	398,000,000	2007/10/30	2008/10/10	99.50
01925	KBC Fin Products Int'l Ltd. – ICBC European Wts Oct 2008 B	388,000,000	2007/10/30	2008/10/15	97.00
01918	KBC Fin Products Int'l Ltd. – Ch Mobile Euro Wts May 2008 E	338,000,000	2007/10/30	2008/05/05	99.71
01920	KBC Fin Products Int'l Ltd. – Ch Mobile Euro Wts May 2008 F	400,000,000	2007/10/30	2008/05/15	100.00
01921	KBC Fin Products Int'l Ltd. – Ch Mobile Euro Wts Jun 2008 D	328,000,000	2007/10/30	2008/06/11	98.40
01922	KBC Fin Products Int'l Ltd. – Ch Mobile Eu Put Wt May 2007 G	288,000,000	2007/10/30	2008/05/20	97.92
01923	KBC Fin Products Int'l Ltd. – Ch Mobile Eu Put Wt May 2007 H	348,000,000	2007/10/30	2008/05/15	97.44
01916	Macquarie Bank Ltd. – Ch Comm Cons Euro Put Wts Jun 2008 E	388,000,000	2007/10/30	2008/06/27	97.78
01913	Macquarie Bank Ltd. – ICBC European Put Warrants Aug 2009	400,000,000	2007/10/30	2009/08/28	101.20
01911	Macquarie Bank Ltd. – PetroChina European Put Wts May 2008	400,000,000	2007/10/30	2008/05/29	123.20
01912	Macquarie Bank Ltd. – HSBC European Put Warrants Jun 2009	400,000,000	2007/10/30	2009/06/29	116.80
01910	Macquarie Bank Ltd. – China Mobile European Wts Jun 2008 C	400,000,000	2007/10/30	2008/06/27	100.80
01915	Macquarie Bank Ltd. – Cathay Pacific European Wts Jun 2008 D	150,000,000	2007/10/30	2008/06/27	38.10
01908	Macquarie Bank Ltd. – HSBC European Warrants Jun 2009 B	400,000,000	2007/10/30	2009/06/29	100.80
01909	Macquarie Bank Ltd. – ICBC European Warrants Aug 2009	400,000,000	2007/10/30	2009/08/28	100.80
01914	SGA Societe Generale Acceptance N.V. – ICBC Eur Wts May 2009	500,000,000	2007/10/30	2009/05/04	125.00
01449 #	ABN AMRO Bank N.V. – ICBC European Warrants Dec 2008 B	1,000,000,000	2007/10/30	2008/12/31	199.00
01527 #	Deutsche Bank AG – ICBC European Warrants Nov 2008	1,000,000,000	2007/10/30	2008/11/24	193.00
05505 #	Goldman Sachs SP (Asia) – BOCL European Warrants Jan 2008	148,000,000	2007/10/30	2008/01/21	74.00
03610 #	Macquarie Bank Ltd. – HSI European Put Warrants Apr 2008 D	1,312,000,000	2007/10/30	2008/04/29	188.93
01983	ABN AMRO Bank N.V. – ICBC European Warrants Oct 2008 B	1,200,000,000	2007/10/31	2008/10/31	300.00
01984	ABN AMRO Bank N.V. – ICBC European Warrants Dec 2008 C	1,200,000,000	2007/10/31	2008/12/22	300.00
01955	BNP Paribas Arbit Issu B.V. – Ch Mobile Euro Wts Aug 2008 A	500,000,000	2007/10/31	2008/08/04	150.00
01957	BNP Paribas Arbit Issu B.V. – Ch Mobile Eur Put Wts Jun 2008	400,000,000	2007/10/31	2008/06/02	120.00
01953	BNP Paribas Arbit Issu B.V. – Ch Mobile Euro Wts Jun 2008 D	500,000,000	2007/10/31	2008/06/02	165.00
01954	BNP Paribas Arbit Issu B.V. – Ch Mobile Euro Wts Jun 2008 E	500,000,000	2007/10/31	2008/06/16	150.00
01956	BNP Paribas Arbit Issu B.V. – Ch Mobile Eu Put Wt May 2008 C	400,000,000	2007/10/31	2008/05/05	164.00
01958	BNP Paribas Arbit Issu B.V. – ICBC European Wts Nov 2008	800,000,000	2007/10/31	2008/11/17	120.00
01959	BNP Paribas Arbit Issu B.V. – ICBC European Wts Dec 2008	800,000,000	2007/10/31	2008/12/31	136.00
01960	BNP Paribas Arbit Issu B.V. – ICBC European Wts May 2009 B	800,000,000	2007/10/31	2009/05/18	200.00
01961	BNP Paribas Arbit Issu B.V. – PetroChina Euro Wts Jun 2008 C	800,000,000	2007/10/31	2008/06/16	216.00
01962	BNP Paribas Arbit Issu B.V. – PetroChina Euro Wts Aug 2008 B	800,000,000	2007/10/31	2008/08/01	216.00
01963	BNP Paribas Arbit Issu B.V. – PetroCh Eur Put Wts May 2008 B	300,000,000	2007/10/31	2008/05/19	108.00
01945	Calyon Fin P (G) Ltd. – BankComm European Warrants Oct 2008B	300,000,000	2007/10/31	2008/10/06	87.30
01946	Calyon Fin P (G) Ltd. – BankComm European Warrants Oct 2008C	300,000,000	2007/10/31	2008/10/06	76.20
01948	Calyon Fin P (G) Ltd. – CC Bank European Warrants Oct 2009	300,000,000	2007/10/31	2009/10/05	80.40
01949	Calyon Fin P (G) Ltd. – China Mobile European Wts Jul 2008 A	300,000,000	2007/10/31	2008/07/04	90.00
01950	Calyon Fin P (G) Ltd. – China Tel European Wts Apr 2009 A	300,000,000	2007/10/31	2009/04/03	75.30

Main Board Warrants

Code	Derivative warrants	No. of issue (units)	Listing date	Expiry	Amount raised (HK\$ mil.)
01951	Calyon Fin P (G) Ltd. – HSBC European Warrants Jan 2010	500,000,000	2007/10/31	2010/01/04	131.50
01987	Credit Suisse – CC Bank European Warrants Dec 2008 B	688,000,000	2007/10/31	2008/12/12	172.00
01988	Credit Suisse – CNOOC European Warrants Aug 2008 B	688,000,000	2007/10/31	2008/08/19	172.00
01989	Credit Suisse – ICBC European Warrants Jan 2009	688,000,000	2007/10/31	2009/01/14	172.00
01982	Deutsche Bank AG – BOCL European Warrants Dec 2010 A	800,000,000	2007/10/31	2010/12/13	151.20
01978	Deutsche Bank AG – China Life European Warrants Dec 2009 B	800,000,000	2007/10/31	2009/12/14	200.00
01979	Deutsche Bank AG – China Life European Put Wts Nov 2009	600,000,000	2007/10/31	2009/11/02	120.00
01980	Deutsche Bank AG – ICBC European Warrants Mar 2009 B	800,000,000	2007/10/31	2009/03/23	200.00
01981	Deutsche Bank AG – Ping An European Warrants Jun 2008 B	800,000,000	2007/10/31	2008/06/10	200.00
01990	Deutsche Bank AG – HSCEI European Warrants May 2008 A	600,000,000	2007/10/31	2008/05/29	162.00
02039	Deutsche Bank AG – HSCEI European Put Warrants May 2008 B	600,000,000	2007/10/31	2008/05/29	159.00
01977	Goldman Sachs SP (Asia) – BOCL European Warrants Oct 2008	120,000,000	2007/10/31	2008/10/06	100.80
01985	J P Morgan SP BV – BankComm European Warrants Oct 2008 B	388,000,000	2007/10/31	2008/10/24	109.42
01986	J P Morgan SP BV – BankComm European Warrants Dec 2008	388,000,000	2007/10/31	2008/12/01	102.82
01969	KBC Fin Products Int'l Ltd. – China Tel Euro Wts Oct 2008	388,000,000	2007/10/31	2008/10/15	97.00
01970	KBC Fin Products Int'l Ltd. – China Tel Euro Wts Nov 2008 B	378,000,000	2007/10/31	2008/11/03	94.50
01971	KBC Fin Products Int'l Ltd. – ICBC European Wts Nov 2008 B	400,000,000	2007/10/31	2008/11/12	100.00
01972	KBC Fin Products Int'l Ltd. – PetroChina Euro Wts May 2008 E	418,000,000	2007/10/31	2008/05/02	192.28
01973	KBC Fin Products Int'l Ltd. – PetroChina Eur Put Wt May 2008	328,000,000	2007/10/31	2008/05/02	91.84
01965	KBC Fin Products Int'l Ltd. – CC Bank Euro Wts Dec 2008 B	400,000,000	2007/10/31	2008/12/10	100.00
01966	KBC Fin Products Int'l Ltd. – Ch Mobile Euro Wts May 2008 I	388,000,000	2007/10/31	2008/05/08	97.78
01967	KBC Fin Products Int'l Ltd. – Ch Mobile Euro Wts Jun 2008 E	400,000,000	2007/10/31	2008/06/02	100.00
01968	KBC Fin Products Int'l Ltd. – Ch Mobile Eu Put Wt Jun 2008 F	500,000,000	2007/10/31	2008/06/02	190.00
01964	KBC Fin Products Int'l Ltd. – CNOOC European Wts May 2008 C	368,000,000	2007/10/31	2008/05/22	99.36
01943	Macquarie Bank Ltd. – BankComm European Warrants Aug 2008	400,000,000	2007/10/31	2008/08/28	109.60
01947	Macquarie Bank Ltd. – BankComm European Put Wts Aug 2008	400,000,000	2007/10/31	2008/08/28	100.80
01944	Macquarie Bank Ltd. – China Mobile Euro Put Wts Jun 2008 E	400,000,000	2007/10/31	2008/06/27	102.00
01952	SGA Societe Generale Acceptance N.V. – ICBC Eur Wts Dec 2008	500,000,000	2007/10/31	2008/12/30	125.00
01974	UBS AG – BankComm European Warrants Oct 2008	300,000,000	2007/10/31	2008/10/13	75.00
01975	UBS AG – ICBC European Warrants Nov 2008 A	300,000,000	2007/10/31	2008/11/24	76.50
01976	UBS AG – ICBC European Warrants Dec 2008 A	300,000,000	2007/10/31	2008/12/18	75.00
06952 #	Macquarie Bank Ltd. – CC Bank European Warrants Jan 2008 B	300,000,000	2007/10/31	2008/01/30	432.00
05666 #	CC Rabobank B.A. – HSBC European Warrants Jun 2008 A	180,000,000	2007/10/31	2008/06/02	131.40
02070	ABN AMRO Bank N.V. – CC Bank European Warrants Oct 2008 C	1,000,000,000	2007/11/01	2008/10/31	250.00
02071	ABN AMRO Bank N.V. – CC Bank European Warrants Nov 2008 C	1,000,000,000	2007/11/01	2008/11/24	250.00
02040	BOCI Asia Ltd. – BankComm European Warrants May 2008	2,000,000,000	2007/11/01	2008/05/02	500.00
02041	BOCI Asia Ltd. – Tencent European Warrants Jul 2008	2,000,000,000	2007/11/01	2008/07/22	500.00
02046	Calyon Fin P (G) Ltd. – CHALCO European Warrants Jul 2008	300,000,000	2007/11/01	2008/07/04	84.90
02047	Calyon Fin P (G) Ltd. – Yanzhou Coal European Wts Jul 2008	300,000,000	2007/11/01	2008/07/04	78.90
02062	Deutsche Bank AG – China Mobile European Warrants May 2008	1,000,000,000	2007/11/01	2008/05/26	250.00
02063	Deutsche Bank AG – China Mobile European Put Wts May 2008	1,000,000,000	2007/11/01	2008/05/26	250.00
02064	Deutsche Bank AG – DJIA European Warrants Jun 2008	400,000,000	2007/11/01	2008/06/23	100.00
02065	Deutsche Bank AG – DJIA Index European Put Warrants Jun 2008	400,000,000	2007/11/01	2008/06/23	100.00
02050	HK Bank – China Mobile European Warrants Jul 2008	1,000,000,000	2007/11/01	2008/07/04	250.00

Main Board Warrants

Code	Derivative warrants	No. of issue (units)	Listing date	Expiry	Amount raised (HK\$ mil.)
02048	HK Bank – China COSCO European Warrants Jul 2008 A	280,000,000	2007/11/01	2008/07/04	294.00
02051	HK Bank – R&F Ppt European Wts Jul 2008	280,000,000	2007/11/01	2008/07/04	184.80
02049	HK Bank – Mengniu European Wts Jul 2008	280,000,000	2007/11/01	2008/07/04	145.60
02052	HK Bank – PetroChina European Warrants Jul 2008	280,000,000	2007/11/01	2008/07/04	81.20
02066	J P Morgan SP BV – Ch Mobile Euro Put Wts Jul 2008	300,000,000	2007/11/01	2008/07/25	78.00
02053	KBC Fin Products Int'l Ltd. – HSCEI European Wts May 2008 C	400,000,000	2007/11/01	2008/05/29	100.00
02054	KBC Fin Products Int'l Ltd. – HSCEI European Wts May 2008 D	400,000,000	2007/11/01	2008/05/29	100.80
02058	KBC Fin Products Int'l Ltd. – HSCEI Euro Put Wts May 2008 B	400,000,000	2007/11/01	2008/05/29	100.00
02059	KBC Fin Products Int'l Ltd. – HSCEI Euro Put Wts May 2008 E	400,000,000	2007/11/01	2008/05/29	100.00
02055	KBC Fin Products Int'l Ltd. – HSI European Wts May 2008 A	400,000,000	2007/11/01	2008/05/29	100.00
02056	KBC Fin Products Int'l Ltd. – HSI European Wts May 2008 B	400,000,000	2007/11/01	2008/05/29	100.00
02057	KBC Fin Products Int'l Ltd. – HSI European Wts May 2008 C	400,000,000	2007/11/01	2008/05/29	100.00
02060	KBC Fin Products Int'l Ltd. – HSI Euro Put Wts May 2008 D	400,000,000	2007/11/01	2008/05/29	100.00
02061	KBC Fin Products Int'l Ltd. – HSI Euro Put Wts May 2008 E	400,000,000	2007/11/01	2008/05/29	100.00
02042	CC Rabobank B.A. – CLP European Warrants Oct 2008	200,000,000	2007/11/01	2008/10/10	90.00
02043	CC Rabobank B.A. – Sinopec Corp European Warrants Aug 2008	500,000,000	2007/11/01	2008/08/08	150.00
02044	CC Rabobank B.A. – PetroChina European Warrants Aug 2008 A	500,000,000	2007/11/01	2008/08/08	240.00
02045	SGA Societe Generale Acceptance N.V. – ICBC Eur Wts Jan 2009	500,000,000	2007/11/01	2009/01/12	125.00
04838 #	Deutsche Bank AG – CNOOC European Warrants Jun 2008 A	1,000,000,000	2007/11/01	2008/06/30	455.00
09830 #	Deutsche Bank AG – HSI European Put Warrants Apr 2008 D	1,000,000,000	2007/11/01	2008/04/29	137.00
09616 #	Deutsche Bank AG – HSI European Put Warrants Apr 2008 I	1,000,000,000	2007/11/01	2008/04/29	163.00
02087	Calyon Fin P (G) Ltd. – ICBC European Warrants Jan 2009	300,000,000	2007/11/02	2009/01/05	75.30
02067	Credit Suisse – Ch Comm Cons European Warrants May 2008	388,000,000	2007/11/02	2008/05/09	97.00
02068	Credit Suisse – CC Bank European Warrants Dec 2008 C	688,000,000	2007/11/02	2008/12/23	172.00
02069	Credit Suisse – CNOOC European Warrants Aug 2008 C	688,000,000	2007/11/02	2008/08/08	172.00
02086	Credit Suisse – ICBC European Warrants Apr 2009 B	688,000,000	2007/11/02	2009/04/09	172.00
02635	Deutsche Bank AG – Cheung Kong European Warrants Aug 2008 B	800,000,000	2007/11/02	2008/08/04	200.00
02636	Deutsche Bank AG – MTRC European Warrants Aug 2008	600,000,000	2007/11/02	2008/08/04	216.00
02640	Deutsche Bank AG – Cheung Kong European Warrants Aug 2008 C	800,000,000	2007/11/02	2008/08/18	200.00
02644	Deutsche Bank AG – Hutchison European Warrants Jun 2009	800,000,000	2007/11/02	2009/06/29	200.00
02641	Deutsche Bank AG – HSI European Warrants May 2008 C	800,000,000	2007/11/02	2008/05/29	200.00
02642	Deutsche Bank AG – HSI European Put Warrants May 2008 A	800,000,000	2007/11/02	2008/05/29	200.00
02643	Deutsche Bank AG – HSI European Put Warrants May 2008 B	800,000,000	2007/11/02	2008/05/29	200.00
02634	J P Morgan SP BV – HSBC European Warrants Jan 2009	500,000,000	2007/11/02	2009/01/30	125.50
02085	KBC Fin Products Int'l Ltd. – PetroChina Euro Wts May 2008 F	368,000,000	2007/11/02	2008/05/20	95.68
02077	KBC Fin Products Int'l Ltd. – CC Bank Euro Wts Dec 2008 C	400,000,000	2007/11/02	2008/12/29	100.00
02080	KBC Fin Products Int'l Ltd. – HSBC European Wts Dec 2008	388,000,000	2007/11/02	2008/12/30	98.55
02081	KBC Fin Products Int'l Ltd. – HSBC European Wts Apr 2009	368,000,000	2007/11/02	2009/04/02	99.36
02082	KBC Fin Products Int'l Ltd. – HSBC European Wts Jul 2009 A	338,000,000	2007/11/02	2009/07/02	98.02
02078	KBC Fin Products Int'l Ltd. – China Life Euro Wts Sep 2009 F	400,000,000	2007/11/02	2009/09/29	100.00
02079	KBC Fin Products Int'l Ltd. – China Life Euro Wts May 2008 B	198,000,000	2007/11/02	2008/05/08	186.12
02076	KBC Fin Products Int'l Ltd. – China Life Eur Put Wt May 2008	218,000,000	2007/11/02	2008/05/08	281.22
02084	KBC Fin Products Int'l Ltd. – ICBC European Wts Oct 2008 C	400,000,000	2007/11/02	2008/10/15	100.00
02083	KBC Fin Products Int'l Ltd. – ICBC European Wts May 2008 A	288,000,000	2007/11/02	2008/05/09	391.68

Main Board Warrants

Code	Derivative warrants	No. of issue (units)	Listing date	Expiry	Amount raised (HK\$ mil.)
02072	Macquarie Bank Ltd. – CC Bank European Warrants Jan 2009	1,000,000,000	2007/11/02	2009/01/29	254.00
02073	Macquarie Bank Ltd. – China Life European Warrants Oct 2009	1,000,000,000	2007/11/02	2009/10/29	251.00
02074	Macquarie Bank Ltd. – Bank of EA European Warrants Jun 2008	250,000,000	2007/11/02	2008/06/27	71.50
02075	Macquarie Bank Ltd. – SMIC European Warrants Dec 2008	388,000,000	2007/11/02	2008/12/30	97.39
02637	UBS AG – Jiangxi Copper European Warrants Nov 2008 B	300,000,000	2007/11/02	2008/11/24	90.00
02638	UBS AG – Hutchison European Warrants Nov 2009 A	300,000,000	2007/11/02	2009/11/23	78.00
02639	UBS AG – Hutchison European Warrants Nov 2009 B	300,000,000	2007/11/02	2009/11/23	75.00
07527 #	ABN AMRO Bank N.V. – CNOOC European Warrants Apr 2008 B	512,000,000	2007/11/02	2008/04/11	232.96
04586 #	ABN AMRO Bank N.V. – HSBC European Warrants Dec 2008 B	500,000,000	2007/11/02	2008/12/08	94.50
01578 #	Deutsche Bank AG – BankComm European Warrants Jun 2008 A	600,000,000	2007/11/02	2008/06/16	219.00
03748 #	KBC Fin Products Int'l Ltd. – China Tel Euro Wts Jul 2008	220,000,000	2007/11/02	2008/07/03	387.20
05844 #	KBC Fin Products Int'l Ltd. – HSBC European Wts Feb 2008 D	350,000,000	2007/11/02	2008/02/11	399.00
07641 #	KBC Fin Products Int'l Ltd. – HSI Euro Put Wts Apr 2008 H	760,000,000	2007/11/02	2008/04/29	99.56
07642 #	KBC Fin Products Int'l Ltd. – HSI Euro Put Wts Apr 2008 I	730,000,000	2007/11/02	2008/04/29	99.28
02145 #	Macquarie Bank Ltd. – HSBC European Warrants Dec 2007	600,000,000	2007/11/02	2007/12/28	348.00
06070 #	SGA Societe Generale Acceptance N.V. – Petch Eur Wt Apr 08 C	500,000,000	2007/11/02	2008/04/28	200.00
02717	ABN AMRO Bank N.V. – BOC HK European Warrants Jun 2008 C	368,000,000	2007/11/05	2008/06/03	103.04
02718	ABN AMRO Bank N.V. – HSBC European Warrants Apr 2009	538,000,000	2007/11/05	2009/04/16	134.50
02719	ABN AMRO Bank N.V. – Hutchison European Warrants Dec 2008 B	828,000,000	2007/11/05	2008/12/31	207.00
02647	ABN AMRO Bank N.V. – CNOOC European Warrants Jun 2008 C	538,000,000	2007/11/05	2008/06/12	139.88
02648	ABN AMRO Bank N.V. – CNOOC European Warrants Jun 2008 D	538,000,000	2007/11/05	2008/06/23	134.50
02649	ABN AMRO Bank N.V. – CNOOC European Warrants Jul 2008 B	538,000,000	2007/11/05	2008/07/02	134.50
02650	ABN AMRO Bank N.V. – Hutchison European Warrants Dec 2008 A	888,000,000	2007/11/05	2008/12/31	222.00
02651	ABN AMRO Bank N.V. – China Mobile Euro Put Wts Jun 2008 G	538,000,000	2007/11/05	2008/06/10	225.96
02701	BNP Paribas Arbit Issu B.V. – BOCL European Wts May 2008 B	800,000,000	2007/11/05	2008/05/19	576.00
02702	BNP Paribas Arbit Issu B.V. – BOCL European Wts Jun 2008	800,000,000	2007/11/05	2008/06/16	488.00
02706	BNP Paribas Arbit Issu B.V. – China Tel Euro Wts Apr 2009	800,000,000	2007/11/05	2009/04/06	200.00
02703	BNP Paribas Arbit Issu B.V. – Ch Comm Cons Eur Wt May 2008 B	500,000,000	2007/11/05	2008/05/26	175.00
02704	BNP Paribas Arbit Issu B.V. – Ch Comm Cons Eur Wt Jun 2008 B	500,000,000	2007/11/05	2008/06/10	145.00
02705	BNP Paribas Arbit Issu B.V. – Ch Comm Cons Eur Wt Jun 2008 C	500,000,000	2007/11/05	2008/06/30	130.00
02710	Deutsche Bank AG – CC Bank European Warrants Nov 2008	1,000,000,000	2007/11/05	2008/11/18	250.00
02711	Deutsche Bank AG – CNOOC European Warrants Jun 2008 D	800,000,000	2007/11/05	2008/06/16	224.00
02735	Deutsche Bank AG – ICBC European Warrants Feb 2009	800,000,000	2007/11/05	2009/02/23	200.00
02732	Deutsche Bank AG – HSI European Warrants May 2008 D	800,000,000	2007/11/05	2008/05/29	200.00
02733	Deutsche Bank AG – HSI European Warrants May 2008 E	800,000,000	2007/11/05	2008/05/29	200.00
02734	Deutsche Bank AG – HSI European Put Warrants May 2008 F	800,000,000	2007/11/05	2008/05/29	224.00
02736	J P Morgan SP BV – BankComm European Warrants Jun 2008	388,000,000	2007/11/05	2008/06/30	107.48
02737	J P Morgan SP BV – BankComm European Warrants Oct 2008 C	388,000,000	2007/11/05	2008/10/30	105.92
02738	J P Morgan SP BV – Cheung Kong European Warrants Jul 2008	388,000,000	2007/11/05	2008/07/30	101.27
02741	J P Morgan SP BV – Swire Pac A European Warrants Jun 2009	300,000,000	2007/11/05	2009/06/30	76.50
02739	J P Morgan SP BV – Hutchison European Warrants Oct 2009	500,000,000	2007/11/05	2009/10/30	128.00
02740	J P Morgan SP BV – SHK Ppt European Warrants Jul 2008	388,000,000	2007/11/05	2008/07/30	98.16
02730	KBC Fin Products Int'l Ltd. – PetroChina Euro Wts Jun 2008 D	308,000,000	2007/11/05	2008/06/10	98.56
02731	KBC Fin Products Int'l Ltd. – PetroChina Euro Wts Jul 2008 E	318,000,000	2007/11/05	2008/07/02	98.58

Main Board Warrants

Code	Derivative warrants	No. of issue (units)	Listing date	Expiry	Amount raised (HK\$ mil.)
02721	KBC Fin Products Int'l Ltd. – CNOOC European Wts May 2008 D	318,000,000	2007/11/05	2008/05/08	98.58
02720	KBC Fin Products Int'l Ltd. – Sinopec Euro Wts Aug 2008 C	400,000,000	2007/11/05	2008/08/15	100.00
02729	KBC Fin Products Int'l Ltd. – Hutchison Euro Wts Oct 2008	388,000,000	2007/11/05	2008/10/24	97.00
02653	Macquarie Bank Ltd. – HSCEI European Warrants May 2008	388,000,000	2007/11/05	2008/05/29	97.39
02655	Macquarie Bank Ltd. – HSCEI European Put Warrants May 2008	388,000,000	2007/11/05	2008/05/29	97.39
02652	Macquarie Bank Ltd. – HSI European Warrants May 2008	688,000,000	2007/11/05	2008/05/29	172.69
02654	Macquarie Bank Ltd. – HSI European Put Warrants May 2008	688,000,000	2007/11/05	2008/05/29	172.69
02645	Macquarie Bank Ltd. – PetroChina European Wts Jul 2008 C	400,000,000	2007/11/05	2008/07/30	120.00
02646	Macquarie Bank Ltd. – PetroChina European Wts Jul 2008 D	400,000,000	2007/11/05	2008/07/30	104.00
02743	Standard Bank PLC – China Tel European Warrants Apr 2009	500,000,000	2007/11/05	2009/04/14	137.50
02744	Standard Bank PLC – ICBC European Warrants Oct 2008	500,000,000	2007/11/05	2008/10/13	126.50
02745	Standard Bank PLC – ICBC European Warrants Apr 2009	500,000,000	2007/11/05	2009/04/14	126.00
02656	SGA Societe Generale Acceptance N.V. – CK(H) Eur Wt Sep 08 A	500,000,000	2007/11/05	2008/09/29	145.00
02657	SGA Societe Generale Acceptance N.V. – HWL Eur Wt Jul 2008 C	200,000,000	2007/11/05	2008/07/25	334.00
02658	SGA Societe Generale Acceptance N.V. – HWL Euro Wts Mar 2009	500,000,000	2007/11/05	2009/03/30	125.00
02659	SGA Societe Generale Acceptance N.V. – ICBC Eu Wt Aug 2008 B	300,000,000	2007/11/05	2008/08/04	501.00
02660	SGA Societe Generale Acceptance N.V. – ICBC Eur Wts Mar 2009	500,000,000	2007/11/05	2009/03/03	125.00
02712	SGA Societe Generale Acceptance N.V. – HSCEI Eur Wt May 08 G	200,000,000	2007/11/05	2008/05/29	50.00
02716	SGA Societe Generale Acceptance N.V. – HSCEI Eu Put Wt May 08H	200,000,000	2007/11/05	2008/05/29	50.00
02713	SGA Societe Generale Acceptance N.V. – HSI Eur Wt May 2008 A	500,000,000	2007/11/05	2008/05/29	140.00
02714	SGA Societe Generale Acceptance N.V. – HSI Eur Wt May 2008 B	500,000,000	2007/11/05	2008/05/29	132.50
02715	SGA Societe Generale Acceptance N.V. – HSI Eur Wt May 2008 C	500,000,000	2007/11/05	2008/05/29	127.50
02661	SGA Societe Generale Acceptance N.V. – SHK P Eur Wt Aug 2008	500,000,000	2007/11/05	2008/08/08	145.00
02707	UBS AG – BankComm European Warrants Aug 2008 B	500,000,000	2007/11/05	2008/08/28	125.00
02708	UBS AG – CC Bank European Warrants Nov 2009 A	500,000,000	2007/11/05	2009/11/23	130.00
02709	UBS AG – CC Bank European Warrants Nov 2009 B	500,000,000	2007/11/05	2009/11/23	125.00
03285 #	BNP Paribas Arbit Issu B.V. – BOCL European Wts Jan 2008	200,000,000	2007/11/05	2008/01/21	126.00
04792 #	CC Rabobank B.A. – Ch Mobile European Warrants Jul 2008	500,000,000	2007/11/05	2008/07/22	185.00
06030 #	SGA Societe Generale Acceptance N.V. – BOCL Eur Wts May 2008	300,000,000	2007/11/05	2008/05/05	243.00
06182 #	SGA Societe Generale Acceptance N.V. – CTel Eur Wts May 2008	100,000,000	2007/11/05	2008/05/26	131.00
02757	ABN AMRO Bank N.V. – BOCL European Warrants Jun 2008 A	168,000,000	2007/11/06	2008/06/10	119.28
02758	ABN AMRO Bank N.V. – HSBC European Warrants Jan 2009	538,000,000	2007/11/06	2009/01/30	134.50
06007	ABN AMRO Bank N.V. – BOCL European Warrants May 2008 D	168,000,000	2007/11/06	2008/05/26	84.00
07352	ABN AMRO Bank N.V. – BankComm European Warrants Jun 2008 H	538,000,000	2007/11/06	2008/06/10	139.88
07353	ABN AMRO Bank N.V. – CC Bank European Warrants Jul 2008 A	968,000,000	2007/11/06	2008/07/14	242.00
07361	ABN AMRO Bank N.V. – ICBC European Warrants Nov 2008	1,088,000,000	2007/11/06	2008/11/28	272.00
03942	BNP Paribas Arbit Issu B.V. – BankComm Euro Wts Jun 2008 A	600,000,000	2007/11/06	2008/06/02	150.00
03943	BNP Paribas Arbit Issu B.V. – BankComm Euro Wts Sep 2008 A	600,000,000	2007/11/06	2008/09/22	150.00
03944	BNP Paribas Arbit Issu B.V. – CC Bank European Wts Sep 2008	800,000,000	2007/11/06	2008/09/16	200.00
03945	BNP Paribas Arbit Issu B.V. – CC Bank Euro Wts Nov 2008 A	800,000,000	2007/11/06	2008/11/17	200.00
03946	BNP Paribas Arbit Issu B.V. – CNOOC European Wts May 2008 B	500,000,000	2007/11/06	2008/05/13	190.00
03947	BNP Paribas Arbit Issu B.V. – CNOOC European Wts Jun 2008	500,000,000	2007/11/06	2008/06/23	155.00
03948	BNP Paribas Arbit Issu B.V. – HSBC European Wts Dec 2008 B	600,000,000	2007/11/06	2008/12/18	114.00
03949	BNP Paribas Arbit Issu B.V. – HSBC European Wts Aug 2009	600,000,000	2007/11/06	2009/08/03	150.00

Main Board Warrants

Code	Derivative warrants	No. of issue (units)	Listing date	Expiry	Amount raised (HK\$ mil.)
03950	BNP Paribas Arbit Issu B.V. – Ping An Euro Wts Aug 2008 B	600,000,000	2007/11/06	2008/08/11	150.00
03951	BNP Paribas Arbit Issu B.V. – Ping An Euro Wts Oct 2008 B	600,000,000	2007/11/06	2008/10/20	162.00
02767	BNP Paribas Arbit Issu B.V. – HSCEI European Wts May 2008 A	500,000,000	2007/11/06	2008/05/29	130.00
02768	BNP Paribas Arbit Issu B.V. – HSCEI European Wts May 2008 B	500,000,000	2007/11/06	2008/05/29	130.00
02771	BNP Paribas Arbit Issu B.V. – HSCEI Euro Put Wts May 2008 C	500,000,000	2007/11/06	2008/05/29	125.00
03939	BNP Paribas Arbit Issu B.V. – HSCEI Euro Put Wts May 2008 D	500,000,000	2007/11/06	2008/05/29	125.00
02769	BNP Paribas Arbit Issu B.V. – HSI European Wts May 2008 B	500,000,000	2007/11/06	2008/05/29	125.00
02770	BNP Paribas Arbit Issu B.V. – HSI European Wts May 2008 C	500,000,000	2007/11/06	2008/05/29	125.00
03940	BNP Paribas Arbit Issu B.V. – HSI Euro Put Wts May 2008 E	500,000,000	2007/11/06	2008/05/29	125.00
03941	BNP Paribas Arbit Issu B.V. – HSI Euro Put Wts May 2008 F	500,000,000	2007/11/06	2008/05/29	130.00
02759	Calyon Fin P (G) Ltd. – Hutchison European Warrants Apr 2009	500,000,000	2007/11/06	2009/04/06	127.50
03959	Bank of China (HK) Ltd. – BankComm European Wts Jun 2008	180,000,000	2007/11/06	2008/06/02	59.04
03960	Bank of China (HK) Ltd. – CM Bank European Warrants Jun 2008	77,000,000	2007/11/06	2008/06/02	59.29
03961	Bank of China (HK) Ltd. – China Mobile European Wts Aug 2008	138,000,000	2007/11/06	2008/08/01	59.06
03962	Bank of China (HK) Ltd. – HSBC European Warrants Aug 2008	35,000,000	2007/11/06	2008/08/01	60.20
03963	Bank of China (HK) Ltd. – PetroChina European Wts Jun 2008	125,000,000	2007/11/06	2008/06/02	59.00
06005	Bank of China (HK) Ltd. – SHK Ppt European Warrants Aug 2008	160,000,000	2007/11/06	2008/08/01	51.20
02760	Credit Suisse – CC Bank European Warrants Oct 2008 B	688,000,000	2007/11/06	2008/10/20	172.00
02761	Credit Suisse – CC Bank European Warrants Oct 2008 C	688,000,000	2007/11/06	2008/10/29	172.00
02762	Credit Suisse – China Life European Warrants Aug 2009	688,000,000	2007/11/06	2009/08/10	172.00
02763	Credit Suisse – China Life European Warrants Sep 2009	688,000,000	2007/11/06	2009/09/28	172.00
02764	Credit Suisse – ICBC European Warrants Apr 2009 C	688,000,000	2007/11/06	2009/04/27	172.00
07362	Deutsche Bank AG – BankComm European Warrants Jul 2008 B	800,000,000	2007/11/06	2008/07/09	200.00
07363	Deutsche Bank AG – CC Bank European Warrants Oct 2008 A	1,000,000,000	2007/11/06	2008/10/20	250.00
07365	Deutsche Bank AG – Nikkei 225 Index European Wts Jun 2008	600,000,000	2007/11/06	2008/06/13	150.00
07369	Deutsche Bank AG – Nikkei 225 Index Euro Put Wts Jun 2008	600,000,000	2007/11/06	2008/06/13	150.00
03964	HK Bank – China Coal European Warrants Jul 2008	280,000,000	2007/11/06	2008/07/11	148.40
03965	HK Bank – Ch Comm Cons European Warrants Jul 2008	280,000,000	2007/11/06	2008/07/11	98.00
03966	HK Bank – CC Bank European Warrants Jul 2008	280,000,000	2007/11/06	2008/07/11	280.00
03967	HK Bank – CNPC European Warrants Jul 2008	280,000,000	2007/11/06	2008/07/11	271.60
05500	HK Bank – HKEx European Warrants Jul 2008	1,000,000,000	2007/11/06	2008/07/11	500.00
04670	KBC Fin Products Int'l Ltd. – CC Bank Euro Wts Sep 2008 B	400,000,000	2007/11/06	2008/09/01	100.00
04671	KBC Fin Products Int'l Ltd. – CC Bank Euro Wts Oct 2008 C	400,000,000	2007/11/06	2008/10/03	100.00
04773	KBC Fin Products Int'l Ltd. – CNOOC European Wts Jun 2008 D	400,000,000	2007/11/06	2008/06/02	100.00
04672	KBC Fin Products Int'l Ltd. – CNOOC European Wts May 2008 E	348,000,000	2007/11/06	2008/05/13	97.44
04923	KBC Fin Products Int'l Ltd. – Hutchison Euro Wts Aug 2008	400,000,000	2007/11/06	2008/08/01	100.00
03692	KBC Fin Products Int'l Ltd. – HSI European Wts May 2008 F	400,000,000	2007/11/06	2008/05/29	100.00
03716	KBC Fin Products Int'l Ltd. – HSI European Wts May 2008 G	400,000,000	2007/11/06	2008/05/29	100.00
03717	KBC Fin Products Int'l Ltd. – HSI European Wts May 2008 H	400,000,000	2007/11/06	2008/05/29	100.00
04460	KBC Fin Products Int'l Ltd. – HSI Euro Put Wts May 2008 I	400,000,000	2007/11/06	2008/05/29	100.00
04582	KBC Fin Products Int'l Ltd. – HSI Euro Put Wts May 2008 J	400,000,000	2007/11/06	2008/05/29	100.00
04664	KBC Fin Products Int'l Ltd. – HSI Euro Put Wts May 2008 K	400,000,000	2007/11/06	2008/05/29	100.00
04669	KBC Fin Products Int'l Ltd. – HSI Euro Put Wts May 2008 L	400,000,000	2007/11/06	2008/05/29	100.00
02755	Macquarie Bank Ltd. – Swire Pac A European Warrants May 2009	500,000,000	2007/11/06	2009/05/27	126.50

Main Board Warrants

Code	Derivative warrants	No. of issue (units)	Listing date	Expiry	Amount raised (HK\$ mil.)
02756	Macquarie Bank Ltd. – Wharf European Warrants Jun 2008	288,000,000	2007/11/06	2008/06/27	135.65
03590	Macquarie Bank Ltd. – CC Bank European Warrants Oct 2008 A	600,000,000	2007/11/06	2008/10/30	162.00
03657	Macquarie Bank Ltd. – CC Bank European Warrants Oct 2008 B	600,000,000	2007/11/06	2008/10/30	153.00
02742	Macquarie Bank Ltd. – China Mobile European Wts Jun 2008 F	500,000,000	2007/11/06	2008/06/27	130.50
02747	Macquarie Bank Ltd. – Cheung Kong European Wts May 2009 A	400,000,000	2007/11/06	2009/05/27	134.80
02748	Macquarie Bank Ltd. – Cheung Kong European Wts May 2009 B	400,000,000	2007/11/06	2009/05/27	112.80
02749	Macquarie Bank Ltd. – Hutchison European Warrants Apr 2009	500,000,000	2007/11/06	2009/04/29	128.00
02746	Macquarie Bank Ltd. – China Mobile Euro Put Wts Jun 2008 G	500,000,000	2007/11/06	2008/06/27	131.00
02750	Macquarie Bank Ltd. – Foxconn European Warrants Aug 2008	288,000,000	2007/11/06	2008/08/29	76.32
02751	Macquarie Bank Ltd. – Henderson Land Dev Euro Wts May 2008 B	288,000,000	2007/11/06	2008/05/29	169.92
02752	Macquarie Bank Ltd. – MTRC European Warrants Oct 2008	288,000,000	2007/11/06	2008/10/30	72.86
02753	Macquarie Bank Ltd. – New World Dev European Wts Jun 2008	288,000,000	2007/11/06	2008/06/27	74.88
02754	Macquarie Bank Ltd. – Foxconn European Put Warrants Aug 2008	288,000,000	2007/11/06	2008/08/29	82.94
09983	CC Rabobank B.A. – BOCL European Warrants Aug 2008 B	200,000,000	2007/11/06	2008/08/27	200.00
01284	CC Rabobank B.A. – CC Bank European Warrants Aug 2008 A	500,000,000	2007/11/06	2008/08/29	125.00
02242	CC Rabobank B.A. – CC Bank European Warrants Nov 2008 A	500,000,000	2007/11/06	2008/11/10	125.00
02248	CC Rabobank B.A. – CC Bank European Warrants Nov 2008 B	500,000,000	2007/11/06	2008/11/28	125.00
03535	CC Rabobank B.A. – China Tel European Warrants Jan 2009	300,000,000	2007/11/06	2009/01/12	75.00
03537	CC Rabobank B.A. – Hutchison European Warrants Nov 2008 A	300,000,000	2007/11/06	2008/11/28	75.00
03560	CC Rabobank B.A. – Hutchison European Warrants Dec 2008 A	300,000,000	2007/11/06	2008/12/30	75.00
03564	CC Rabobank B.A. – MTRC European Warrants Sep 2008 A	300,000,000	2007/11/06	2008/09/10	150.00
03952	SGA Societe Generale Acceptance N.V. – CK(H) Eur Wt Jun 2008	500,000,000	2007/11/06	2008/06/30	130.00
03958	SGA Societe Generale Acceptance N.V. – HWL Eur Wt Jul 2008 D	200,000,000	2007/11/06	2008/07/25	382.00
03953	SGA Societe Generale Acceptance N.V. – CMob Eu Wt May 2008 E	500,000,000	2007/11/06	2008/05/26	130.00
03954	SGA Societe Generale Acceptance N.V. – CMob Eu Wt Jun 2008 C	500,000,000	2007/11/06	2008/06/30	152.50
03955	SGA Societe Generale Acceptance N.V. – CMob Eu Wt Aug 2008 A	500,000,000	2007/11/06	2008/08/04	165.00
03956	SGA Societe Generale Acceptance N.V. – CMob Eu Wt Sep 2008 B	500,000,000	2007/11/06	2008/09/01	180.00
03957	SGA Societe Generale Acceptance N.V. – CMob Eu Wt Sep 2008 C	500,000,000	2007/11/06	2008/09/01	165.00
02765	UBS AG – Cheung Kong European Warrants Nov 2008	500,000,000	2007/11/06	2008/11/17	125.00
02766	UBS AG – HSBC European Warrants Oct 2009	500,000,000	2007/11/06	2009/10/12	125.00
06002	UBS AG – CC Bank European Warrants Nov 2009 C	500,000,000	2007/11/06	2009/11/23	130.00
06003	UBS AG – CC Bank European Warrants Nov 2009 D	500,000,000	2007/11/06	2009/11/23	125.00
06004	UBS AG – SHK Ppt European Warrants Nov 2008	500,000,000	2007/11/06	2008/11/17	125.00
06986 #	ABN AMRO Bank N.V. – BOCL European Warrants Feb 2008 A	100,000,000	2007/11/06	2008/02/21	83.00
01548 #	ABN AMRO Bank N.V. – Sinopec Corp European Wts May 2008 C	700,000,000	2007/11/06	2008/05/19	168.70
07488 #	Deutsche Bank AG – CITIC Bank European Warrants Aug 2008	700,000,000	2007/11/06	2008/08/28	90.30
01580 #	Deutsche Bank AG – CNOOC European Warrants Jun 2008 B	600,000,000	2007/11/06	2008/06/16	219.00
01582 #	Deutsche Bank AG – HSBC European Warrants Jul 2009 A	600,000,000	2007/11/06	2009/07/29	108.60
03744 #	KBC Fin Products Int'l Ltd. – BOCL European Wts Apr 2008 B	350,000,000	2007/11/06	2008/04/14	297.50
06072 #	SGA Societe Generale Acceptance N.V. – Petch Eur Wt Jun 08 A	500,000,000	2007/11/06	2008/06/02	212.50
01427 #	UBS AG – BOCL European Warrants Dec 2010 A	700,000,000	2007/11/06	2010/12/13	143.50
07595	ABN AMRO Bank N.V. – BOCL European Warrants Jun 2008 B	168,000,000	2007/11/07	2008/06/02	68.88
07617	ABN AMRO Bank N.V. – CC Bank European Warrants Aug 2008	968,000,000	2007/11/07	2008/08/18	242.00
07866	ABN AMRO Bank N.V. – ICBC European Warrants May 2008 A	108,000,000	2007/11/07	2008/05/13	122.04

Main Board Warrants

Code	Derivative warrants	No. of issue (units)	Listing date	Expiry	Amount raised (HK\$ mil.)
07869	ABN AMRO Bank N.V. – ICBC European Warrants May 2008 B	108,000,000	2007/11/07	2008/05/26	116.64
07870	ABN AMRO Bank N.V. – ICBC European Warrants May 2008 C	108,000,000	2007/11/07	2008/05/13	92.88
07385	BOCI Asia Ltd. – BOCL European Warrants May 2008	200,000,000	2007/11/07	2008/05/07	130.00
07386	BOCI Asia Ltd. – China Mobile European Warrants May 2008	600,000,000	2007/11/07	2008/05/07	150.00
07564	BOCI Asia Ltd. – Foxconn European Warrants May 2008	100,000,000	2007/11/07	2008/05/07	37.50
07654	Calyon Fin P (G) Ltd. – CC Bank European Warrants Jan 2009	400,000,000	2007/11/07	2009/01/05	101.60
07917	Deutsche Bank AG – BankComm European Put Warrants Sep 2008	800,000,000	2007/11/07	2008/09/01	208.00
07918	Deutsche Bank AG – Hutchison European Warrants Oct 2008	800,000,000	2007/11/07	2008/10/20	204.00
07923	Deutsche Bank AG – Hutchison European Warrants Nov 2008	800,000,000	2007/11/07	2008/11/24	200.00
09189	Deutsche Bank AG – BOCL European Warrants Nov 2010	800,000,000	2007/11/07	2010/11/02	200.00
09115	J P Morgan SP BV – China Shenhua European Warrants Feb 2009	500,000,000	2007/11/07	2009/02/27	127.50
09076	J P Morgan SP BV – CITIC Bank European Warrants Dec 2008	600,000,000	2007/11/07	2008/12/29	99.60
07936	KBC Fin Products Int'l Ltd. – BankComm Euro Wts May 2008 B	400,000,000	2007/11/07	2008/05/07	100.00
07946	KBC Fin Products Int'l Ltd. – BankComm Euro Wts May 2008 C	400,000,000	2007/11/07	2008/05/15	100.00
07947	KBC Fin Products Int'l Ltd. – BankComm Euro Wts May 2008 D	400,000,000	2007/11/07	2008/05/27	100.00
07950	KBC Fin Products Int'l Ltd. – Hutchison Euro Wts Dec 2008	400,000,000	2007/11/07	2008/12/15	100.00
07664	Macquarie Bank Ltd. – Agile Ppt European Warrants Jun 2008 B	388,000,000	2007/11/07	2008/06/27	119.50
07696	Macquarie Bank Ltd. – Air China European Warrants Jul 2008	388,000,000	2007/11/07	2008/07/30	100.10
07712	Macquarie Bank Ltd. – China Overseas European Wts Jul 2008	388,000,000	2007/11/07	2008/07/30	100.49
07716	Macquarie Bank Ltd. – CNPC European Warrants Oct 2009	388,000,000	2007/11/07	2009/10/29	99.72
07763	Macquarie Bank Ltd. – Dongfeng Motor European Wts Jun 2009	388,000,000	2007/11/07	2009/06/29	101.66
07863	Macquarie Bank Ltd. – Yanzhou Coal European Wts Jun 2008 C	388,000,000	2007/11/07	2008/06/27	101.66
07865	Macquarie Bank Ltd. – Zijin Mining European Wts May 2008 B	388,000,000	2007/11/07	2008/05/28	98.55
07659	SGA Societe Generale Acceptance N.V. – CCoal Eur Wt Sep 2008	150,000,000	2007/11/07	2008/09/08	141.00
07660	SGA Societe Generale Acceptance N.V. – CCB Eur Wt Sep 2008 B	100,000,000	2007/11/07	2008/09/29	188.00
07663	SGA Societe Generale Acceptance N.V. – CLife Eur Wt Nov 2009	500,000,000	2007/11/07	2009/11/30	115.00
07952	UBS AG – Hutchison European Warrants Nov 2009 C	500,000,000	2007/11/07	2009/11/23	130.00
07964	UBS AG – Hutchison European Warrants Nov 2009 D	500,000,000	2007/11/07	2009/11/23	125.00
07993	UBS AG – ICBC European Warrants Dec 2008 B	500,000,000	2007/11/07	2008/12/18	130.00
09019	UBS AG – ICBC European Warrants Dec 2008 C	500,000,000	2007/11/07	2008/12/18	125.00
04975 #	CC Rabobank B.A. – PetroChina European Warrants Jun 2008 A	500,000,000	2007/11/07	2008/06/04	207.50
04934 #	SGA Societe Generale Acceptance N.V. – CTel Eur Wts Aug 2008	70,000,000	2007/11/07	2008/08/27	115.50
01432 #	SGA Societe Generale Acceptance N.V. – CCCCL Eur Wt Apr 2008	400,000,000	2007/11/07	2008/04/29	196.00
09251 #	SGA Societe Generale Acceptance N.V. – CP&CC Eur Wt Apr 08 B	500,000,000	2007/11/07	2008/04/28	135.00
07772	ABN AMRO Bank N.V. – Sinopec Corp European Wts Jun 2008 C	688,000,000	2007/11/08	2008/06/23	185.76
07789	ABN AMRO Bank N.V. – Sinopec Corp European Wts May 2008 D	688,000,000	2007/11/08	2008/05/19	206.40
04932	BNP Paribas Arbit Issu B.V. – BOCL European Wts Sep 2008	800,000,000	2007/11/08	2008/09/01	648.00
06018	BNP Paribas Arbit Issu B.V. – BOCL European Wts Mar 2010	1,000,000,000	2007/11/08	2010/03/08	250.00
07382	BNP Paribas Arbit Issu B.V. – Sinopec Corp Euro Wts Jul 2008	1,000,000,000	2007/11/08	2008/07/07	250.00
07389	BNP Paribas Arbit Issu B.V. – Sinopec Corp Eur Wt Aug 2008 B	1,000,000,000	2007/11/08	2008/08/19	250.00
07367	BNP Paribas Arbit Issu B.V. – CC Bank Euro Wts Nov 2008 B	800,000,000	2007/11/08	2008/11/17	200.00
07537	BNP Paribas Arbit Issu B.V. – China Tel Euro Wts Aug 2008	600,000,000	2007/11/08	2008/08/28	102.00
07538	BNP Paribas Arbit Issu B.V. – Hutchison Euro Wts Dec 2008	800,000,000	2007/11/08	2008/12/08	200.00
07711	BNP Paribas Arbit Issu B.V. – SHK Ppt European Wts Aug 2008	600,000,000	2007/11/08	2008/08/11	150.00

Main Board Warrants

Code	Derivative warrants	No. of issue (units)	Listing date	Expiry	Amount raised (HK\$ mil.)
02166	Calyon Fin P (G) Ltd. – BOCL European Warrants Jan 2011	200,000,000	2007/11/08	2011/01/04	50.00
02171	Deutsche Bank AG – Ch Comm Cons European Warrants Jul 2008 B	800,000,000	2007/11/08	2008/07/21	320.00
02199	Deutsche Bank AG – Ch Comm Cons European Warrants Aug 2008	800,000,000	2007/11/08	2008/08/04	264.00
09216	Fortis Bank S.A./N.V. – Cheung Kong European Wts Sep 2008	265,000,000	2007/11/08	2008/09/23	74.47
09219	Fortis Bank S.A./N.V. – Cheung Kong European Wts Dec 2008	250,000,000	2007/11/08	2008/12/23	115.00
09296	Fortis Bank S.A./N.V. – China Netcom European Wts Dec 2008	165,000,000	2007/11/08	2008/12/23	151.97
09368	Fortis Bank S.A./N.V. – Hutchison European Warrants Dec 2008	420,000,000	2007/11/08	2008/12/23	141.12
09397	Fortis Bank S.A./N.V. – Hutchison European Warrants Sep 2009	390,000,000	2007/11/08	2009/09/21	98.28
02217	KBC Fin Products Int'l Ltd. – BOCL European Wts Jun 2008 A	308,000,000	2007/11/08	2008/06/05	98.56
04570	KBC Fin Products Int'l Ltd. – ICBC European Wts May 2008 B	128,000,000	2007/11/08	2008/05/08	98.56
03573	KBC Fin Products Int'l Ltd. – China Life Euro Wts May 2008 C	328,000,000	2007/11/08	2008/05/09	298.48
03412	KBC Fin Products Int'l Ltd. – Ch Comm Cons Eur Wt May 2008 A	328,000,000	2007/11/08	2008/05/08	98.40
03421	KBC Fin Products Int'l Ltd. – Ch Comm Cons Eur Wt May 2008 B	400,000,000	2007/11/08	2008/05/15	100.00
04662	Macquarie Bank Ltd. – Lenovo European Warrants Sep 2008	388,000,000	2007/11/08	2008/09/29	98.16
04675	CC Rabobank B.A. – BOCL European Warrants Sep 2008	200,000,000	2007/11/08	2008/09/30	200.00
07394	CC Rabobank B.A. – Ch Comm Cons European Warrants Aug 2008	400,000,000	2007/11/08	2008/08/28	260.00
07563	CC Rabobank B.A. – Ch Comm Cons European Warrants Sep 2008	400,000,000	2007/11/08	2008/09/29	240.00
07744	CC Rabobank B.A. – Ch Comm Cons European Warrants Oct 2008	400,000,000	2007/11/08	2008/10/30	220.00
09960	CC Rabobank B.A. – Ch Mobile European Warrants Oct 2008 B	500,000,000	2007/11/08	2008/10/10	175.00
01243	CC Rabobank B.A. – ICBC European Warrants Dec 2008	1,000,000,000	2007/11/08	2008/12/31	250.00
01245	CC Rabobank B.A. – ICBC European Warrants Jan 2009	1,000,000,000	2007/11/08	2009/01/30	250.00
09620	UBS AG – BOCL European Warrants May 2008	500,000,000	2007/11/08	2008/05/19	220.00
09625	UBS AG – BOCL European Warrants Dec 2010 B	500,000,000	2007/11/08	2010/12/13	127.50
09655	UBS AG – BOCL European Warrants Dec 2010 C	500,000,000	2007/11/08	2010/12/13	125.00
09917	UBS AG – Ch Comm Cons European Warrants Aug 2008 D	500,000,000	2007/11/08	2008/08/28	125.00
09970	UBS AG – China Mobile European Warrants Dec 2008 I	500,000,000	2007/11/08	2008/12/18	125.00
09978	UBS AG – China Mobile European Put Warrants Dec 2008 J	500,000,000	2007/11/08	2008/12/18	125.00
09985	UBS AG – CNOOC European Warrants Dec 2008 E	500,000,000	2007/11/08	2008/12/18	125.00
07904 #	ABN AMRO Bank N.V. – HKEx European Warrants May 2008 G	500,000,000	2007/11/08	2008/05/05	247.50
07357 #	Deutsche Bank AG – Sinopec Corp European Warrants Jul 2008 B	600,000,000	2007/11/08	2008/07/14	138.60
01434 #	Deutsche Bank AG – PetroChina European Warrants Jun 2008 A	800,000,000	2007/11/08	2008/06/02	384.00
01850 #	Goldman Sachs SP (Asia) – HSBC European Warrants Dec 2008	600,000,000	2007/11/08	2008/12/29	90.00
07894 #	KBC Fin Products Int'l Ltd. – CNOOC European Wts May 2008 B	310,000,000	2007/11/08	2008/05/05	97.65
09950 #	Lehman Brothers Holdings Inc. – Sinopec Corp Eur Wt Apr 2008	225,000,000	2007/11/08	2008/04/25	42.30
07791	ABN AMRO Bank N.V. – HSBC European Warrants Nov 2008	538,000,000	2007/11/09	2008/11/10	134.50
03627	Citigroup Global Mkt H Inc. – BOCL European Wts Aug 2008 A	100,000,000	2007/11/09	2008/08/04	60.00
03668	Citigroup Global Mkt H Inc. – CC Bank European Wts Sep 2008	100,000,000	2007/11/09	2008/09/01	133.00
03672	Citigroup Global Mkt H Inc. – China Tel Euro Wts Sep 2008 A	50,000,000	2007/11/09	2008/09/29	60.00
03679	Citigroup Global Mkt H Inc. – ICBC European Wts Jul 2008	100,000,000	2007/11/09	2008/07/23	90.00
06020	Citigroup Global Mkt H Inc. – PetroChina Euro Wts Aug 2008 B	150,000,000	2007/11/09	2008/08/25	57.00
07792	Lehman Brothers Holdings Inc. – Sinopec Euro Wts Jun 2008 A	200,000,000	2007/11/09	2008/06/27	50.80
07793	Lehman Brothers Holdings Inc. – Ch Overseas Eu Wt Jun 2008 A	125,000,000	2007/11/09	2008/06/27	40.25
07802	Lehman Brothers Holdings Inc. – CNOOC Euro Wts Jun 2008 B	200,000,000	2007/11/09	2008/06/27	52.40
07853	Lehman Brothers Holdings Inc. – CC Bank Euro Wts Jun 2008 A	37,500,000	2007/11/09	2008/06/27	53.74

Main Board Warrants

Code	Derivative warrants	No. of issue (units)	Listing date	Expiry	Amount raised (HK\$ mil.)
07909	Lehman Brothers Holdings Inc. – Ch Mobile Eur Wts Jun 2008 A	300,000,000	2007/11/09	2008/06/27	89.40
09437	Lehman Brothers Holdings Inc. – ICBC European Wts Jun 2008 A	75,000,000	2007/11/09	2008/06/27	79.35
03422	Lehman Brothers Holdings Inc. – Ch Comm Cons Eur Wt Jun 2008	150,000,000	2007/11/09	2008/06/27	51.15
03524	Lehman Brothers Holdings Inc. – PICC European Wts Jun 2008 A	150,000,000	2007/11/09	2008/06/27	57.45
03567	Lehman Brothers Holdings Inc. – China Life Eur Wt Jun 2008 A	100,000,000	2007/11/09	2008/06/27	72.90
03621	Macquarie Bank Ltd. – BOCL European Warrants Dec 2009	688,000,000	2007/11/09	2009/12/30	172.00
03624	Macquarie Bank Ltd. – BOCL European Put Warrants May 2008	388,000,000	2007/11/09	2008/05/29	236.68
09086 #	HK Bank – Zijin Mining European Warrants May 2008 C	200,000,000	2007/11/09	2008/05/16	57.00
09901 #	KBC Fin Products Int'l Ltd. – Ch Comm Cons Eur Wt Apr 2008 D	568,000,000	2007/11/09	2008/04/10	193.12
09255 #	SGA Societe Generale Acceptance N.V. – CP&CC Eur Wt Jun 08 C	500,000,000	2007/11/09	2008/06/02	86.50
03301	ABN AMRO Bank N.V. – CC Bank European Warrants Sep 2008 B	988,000,000	2007/11/12	2008/09/08	247.00
03302	ABN AMRO Bank N.V. – China Mobile European Wts Jun 2008 H	568,000,000	2007/11/12	2008/06/23	147.68
03304	ABN AMRO Bank N.V. – Foxconn European Warrants May 2008	388,000,000	2007/11/12	2008/05/26	116.40
07657	Calyon Fin P (G) Ltd. – Ch Comm Cons European Wts Jul 2008 C	300,000,000	2007/11/12	2008/07/04	117.60
07810	Deutsche Bank AG – HKEx European Warrants Jun 2008 C	400,000,000	2007/11/12	2008/06/10	164.00
07807	HK Bank – Zijin Mining European Warrants Jun 2008 B	280,000,000	2007/11/12	2008/06/16	78.40
07889	KBC Fin Products Int'l Ltd. – BOCL European Wts May 2008 D	150,000,000	2007/11/12	2008/05/13	97.50
03305	KBC Fin Products Int'l Ltd. – China Life Euro Wts Aug 2009	658,000,000	2007/11/12	2009/08/25	98.70
07893	KBC Fin Products Int'l Ltd. – China Life Euro Wts May 2008 D	228,000,000	2007/11/12	2008/05/13	196.08
09879	KBC Fin Products Int'l Ltd. – HSBC European Wts May 2008	138,000,000	2007/11/12	2008/05/28	99.36
09968	UBS AG – Belle Int'l European Warrants Dec 2008	500,000,000	2007/11/12	2008/12/08	125.00
02109	UBS AG – Ch Molybdenum European Warrants Dec 2008	500,000,000	2007/11/12	2008/12/08	125.00
07806	UBS AG – Country Garden European Warrants Dec 2008	500,000,000	2007/11/12	2008/12/08	125.00
01578 #	Deutsche Bank AG – BankComm European Warrants Jun 2008 A	800,000,000	2007/11/12	2008/06/16	185.60
03334	ABN AMRO Bank N.V. – China Mobile European Wts Jun 2008 I	568,000,000	2007/11/13	2008/06/16	147.68
03340	ABN AMRO Bank N.V. – PetroChina European Warrants Jul 2008 B	468,000,000	2007/11/13	2008/07/21	196.56
03316	BNP Paribas Arbit Issu B.V. – BOCL European Wts May 2008 C	800,000,000	2007/11/13	2008/05/13	520.00
03317	BNP Paribas Arbit Issu B.V. – Country Garden Eur Wt Jul 2008	600,000,000	2007/11/13	2008/07/28	168.00
03312	Credit Suisse – CC Bank European Warrants Apr 2009	388,000,000	2007/11/13	2009/04/27	97.00
03314	Credit Suisse – HSBC European Warrants Jul 2009	388,000,000	2007/11/13	2009/07/27	97.00
03315	Credit Suisse – ICBC European Warrants Apr 2009 D	388,000,000	2007/11/13	2009/04/20	97.00
03329	KBC Fin Products Int'l Ltd. – PetroChina Euro Wts May 2008 G	400,000,000	2007/11/13	2008/05/13	100.00
03324	KBC Fin Products Int'l Ltd. – BOCL European Wts May 2008 E	168,000,000	2007/11/13	2008/05/13	97.44
03325	KBC Fin Products Int'l Ltd. – BOCL European Wts May 2008 F	208,000,000	2007/11/13	2008/05/13	97.76
03326	KBC Fin Products Int'l Ltd. – BOCL European Wts May 2008 G	328,000,000	2007/11/13	2008/05/13	98.40
03327	KBC Fin Products Int'l Ltd. – BOCL European Wts Dec 2010	608,000,000	2007/11/13	2010/12/06	97.28
03306	Macquarie Bank Ltd. – China COSCO European Warrants Aug 2008	388,000,000	2007/11/13	2008/08/28	277.81
03307	Macquarie Bank Ltd. – Ch Molybdenum European Wts Jul 2008	388,000,000	2007/11/13	2008/07/30	105.92
03309	Macquarie Bank Ltd. – Maanshan Iron European Wts Sep 2009	388,000,000	2007/11/13	2009/09/29	98.16
03319	Standard Bank PLC – China Mobile European Warrants Oct 2008	500,000,000	2007/11/13	2008/10/06	186.00
03320	Standard Bank PLC – HSBC European Warrants Oct 2008	500,000,000	2007/11/13	2008/10/06	126.00
03321	Standard Bank PLC – HSBC European Warrants Jan 2009	500,000,000	2007/11/13	2009/01/12	128.50
03310	UBS AG – China Netcom European Warrants Dec 2008	500,000,000	2007/11/13	2008/12/08	125.00
01433 #	Deutsche Bank AG – China Tel European Warrants Mar 2009	600,000,000	2007/11/13	2009/03/02	97.80

Main Board Warrants

Code	Derivative warrants	No. of issue (units)	Listing date	Expiry	Amount raised (HK\$ mil.)
09821 #	Deutsche Bank AG – China Mobile European Warrants Jun 2008 B	1,000,000,000	2007/11/13	2008/06/02	197.00
06044 #	SGA Societe Generale Acceptance N.V. – CNOOC Eur Wt May 08 B	500,000,000	2007/11/13	2008/05/26	137.50
03356	ABN AMRO Bank N.V. – China Coal European Warrants Aug 2008 A	318,000,000	2007/11/14	2008/08/11	139.92
03357	ABN AMRO Bank N.V. – China Overseas European Wts Jul 2008	408,000,000	2007/11/14	2008/07/21	122.40
03358	ABN AMRO Bank N.V. – Jiangxi Copper European Wts Jun 2008 A	358,000,000	2007/11/14	2008/06/10	161.10
03350	Credit Suisse – Sinopec Corp European Warrants Jul 2008	388,000,000	2007/11/14	2008/07/21	97.00
03351	Credit Suisse – CNOOC European Warrants Aug 2008 D	388,000,000	2007/11/14	2008/08/28	97.00
03352	Credit Suisse – CNOOC European Warrants Nov 2008	388,000,000	2007/11/14	2008/11/10	97.00
03341	Deutsche Bank AG – China Mobile European Warrants Jun 2008 D	800,000,000	2007/11/14	2008/06/25	184.00
03342	Deutsche Bank AG – China Tel European Warrants Oct 2008 A	800,000,000	2007/11/14	2008/10/20	128.00
03345	Deutsche Bank AG – HSI European Put Warrants May 2008 G	800,000,000	2007/11/14	2008/05/29	200.00
03361	Goldman Sachs SP (Asia) – Hutchison European Wts Dec 2008	800,000,000	2007/11/14	2008/12/29	200.00
03359	Goldman Sachs SP (Asia) – BankComm European Wts Oct 2008	400,000,000	2007/11/14	2008/10/27	100.00
03360	Goldman Sachs SP (Asia) – CC Bank European Warrants Nov 2008	400,000,000	2007/11/14	2008/11/24	100.00
03346	HK Bank – Foxconn European Warrants Jun 2008	288,000,000	2007/11/14	2008/06/20	72.00
03343	Macquarie Bank Ltd. – China Power European Warrants May 2008	200,000,000	2007/11/14	2008/05/29	125.80
03353	Macquarie Bank Ltd. – CITIC Bank European Warrants May 2008	200,000,000	2007/11/14	2008/05/29	155.20
03354	Macquarie Bank Ltd. – A50 China European Warrants May 2008	300,000,000	2007/11/14	2008/05/29	79.80
03347	UBS AG – China Tel European Warrants Nov 2009	500,000,000	2007/11/14	2009/11/23	125.00
03348	UBS AG – China Tel European Warrants Dec 2009 D	500,000,000	2007/11/14	2009/12/14	125.00
03349	UBS AG – Jiangxi Copper European Warrants Jul 2008	500,000,000	2007/11/14	2008/07/16	125.00
01638 #	Deutsche Bank AG – China Mobile European Warrants Jun 2008 C	1,200,000,000	2007/11/14	2008/06/23	178.80
05772 #	Goldman Sachs SP (Asia) – China Life European Wts Mar 2008	300,000,000	2007/11/14	2008/03/31	165.00
04848 #	KBC Fin Products Int'l Ltd. – HSBC European Wts Mar 2008 B	218,000,000	2007/11/14	2008/03/27	99.19
07626 #	KBC Fin Products Int'l Ltd. – HSCEI European Wts Apr 2008 G	600,000,000	2007/11/14	2008/04/29	86.40
06072 #	SGA Societe Generale Acceptance N.V. – Petch Eur Wt Jun 08 A	500,000,000	2007/11/14	2008/06/02	100.50
03379	ABN AMRO Bank N.V. – China Coal European Warrants Aug 2008 B	338,000,000	2007/11/15	2008/08/18	202.80
03380	ABN AMRO Bank N.V. – China Shenhua European Wts Dec 2008	1,088,000,000	2007/11/15	2008/12/29	272.00
03381	ABN AMRO Bank N.V. – Jiangxi Copper European Wts Jun 2008 B	368,000,000	2007/11/15	2008/06/23	184.00
03384	ABN AMRO Bank N.V. – Gold European Warrants Jun 2008 B	500,000,000	2007/11/15	2008/06/16	150.50
03376	Deutsche Bank AG – ICBC European Warrants Oct 2008	800,000,000	2007/11/15	2008/10/15	128.00
03371	Macquarie Bank Ltd. – Ch Oilfield European Warrants May 2008	188,000,000	2007/11/15	2008/05/29	47.75
03372	Macquarie Bank Ltd. – Sinopec Corp European Wts Jun 2008 B	288,000,000	2007/11/15	2008/06/27	471.17
03373	Macquarie Bank Ltd. – CNOOC European Warrants May 2008 B	288,000,000	2007/11/15	2008/05/29	591.84
03374	Macquarie Bank Ltd. – PetroChina European Wts May 2008 B	288,000,000	2007/11/15	2008/05/29	585.50
03375	Macquarie Bank Ltd. – Link REIT European Warrants Jul 2008	188,000,000	2007/11/15	2008/07/30	47.94
03362	CC Rabobank B.A. – CC Bank European Warrants Nov 2008 C	1,000,000,000	2007/11/15	2008/11/10	250.00
03363	CC Rabobank B.A. – China Tel European Warrants Aug 2009	1,200,000,000	2007/11/15	2009/08/20	300.00
03364	CC Rabobank B.A. – China Tel European Warrants Oct 2009	1,200,000,000	2007/11/15	2009/10/30	300.00
03365	CC Rabobank B.A. – HSBC European Warrants Aug 2008 C	150,000,000	2007/11/15	2008/08/28	150.00
03367	CC Rabobank B.A. – HSBC European Warrants Oct 2009	1,000,000,000	2007/11/15	2009/10/07	250.00
03369	CC Rabobank B.A. – ICBC European Warrants Feb 2009 A	1,200,000,000	2007/11/15	2009/02/18	300.00
03370	CC Rabobank B.A. – PetroChina European Warrants Oct 2008 B	800,000,000	2007/11/15	2008/10/15	400.00
03385	UBS AG – Zijin Mining European Warrants Jul 2008 A	500,000,000	2007/11/15	2008/07/16	135.00

Main Board Warrants

Code	Derivative warrants	No. of issue (units)	Listing date	Expiry	Amount raised (HK\$ mil.)
03386	UBS AG – Zijin Mining European Warrants Jul 2008 B	500,000,000	2007/11/15	2008/07/16	125.00
01982 #	Deutsche Bank AG – BOCL European Warrants Dec 2010 A	1,200,000,000	2007/11/15	2010/12/13	229.20
06081 #	Deutsche Bank AG – China Tel European Warrants Sep 2010	1,000,000,000	2007/11/15	2010/09/30	250.00
09712 #	Deutsche Bank AG – Cheung Kong European Warrants Aug 2008 A	600,000,000	2007/11/15	2008/08/04	186.00
01434 #	Deutsche Bank AG – PetroChina European Warrants Jun 2008 A	1,000,000,000	2007/11/15	2008/06/02	214.00
07448 #	Deutsche Bank AG – PetroChina European Warrants Jun 2008 B	1,400,000,000	2007/11/15	2008/06/23	239.40
05583 #	HK Bank – BOCL European Warrants Mar 2008 B	200,000,000	2007/11/15	2008/03/14	83.00
05702 #	HK Bank – Ch Overseas European Warrants Mar 2008 C	200,000,000	2007/11/15	2008/03/25	58.00
07851 #	KBC Fin Products Int'l Ltd. – Sinopec European Wts Apr 2008	800,000,000	2007/11/15	2008/04/23	93.60
03807	ABN AMRO Bank N.V. – China Mobile Euro Put Wts Jul 2008	568,000,000	2007/11/16	2008/07/28	142.00
03809	ABN AMRO Bank N.V. – China Mobile Euro Put Wts Jun 2008 J	568,000,000	2007/11/16	2008/06/30	142.00
03810	ABN AMRO Bank N.V. – PetroChina European Put Wts Jun 2008 D	468,000,000	2007/11/16	2008/06/30	131.04
03804	ABN AMRO Bank N.V. – CC Bank European Warrants Jul 2008 B	988,000,000	2007/11/16	2008/07/28	247.00
03805	ABN AMRO Bank N.V. – CNOOC European Warrants Jun 2008 E	538,000,000	2007/11/16	2008/06/02	177.54
03806	ABN AMRO Bank N.V. – CNOOC European Warrants Jun 2008 F	538,000,000	2007/11/16	2008/06/16	161.40
03811	Calyon Fin P (G) Ltd. – CNOOC European Warrants Jul 2008	300,000,000	2007/11/16	2008/07/02	77.40
03812	Calyon Fin P (G) Ltd. – CC Bank European Warrants Dec 2008 B	300,000,000	2007/11/16	2008/12/31	75.00
03387	Calyon Fin P (G) Ltd. – China Coal European Wts Jul 2008 A	300,000,000	2007/11/16	2008/07/03	145.20
03390	HK Bank – BOCL European Warrants Jul 2008 A	280,000,000	2007/11/16	2008/07/10	165.20
03391	HK Bank – China Overseas European Put Warrants Jul 2008	280,000,000	2007/11/16	2008/07/10	75.60
03394	HK Bank – BOCL European Put Warrants Jul 2008	280,000,000	2007/11/16	2008/07/10	114.80
03802	Macquarie Bank Ltd. – China Overseas European Wts Jun 2008	388,000,000	2007/11/16	2008/06/27	98.55
03392	SGA Societe Generale Acceptance N.V. – HSBC Eur Wts Jan 2009	500,000,000	2007/11/16	2009/01/30	83.50
03395	SGA Societe Generale Acceptance N.V. – HSBC Eur Wts Apr 2009	500,000,000	2007/11/16	2009/04/16	90.00
03396	SGA Societe Generale Acceptance N.V. – HSBC Eur Wts Jun 2009	500,000,000	2007/11/16	2009/06/29	85.50
03397	SGA Societe Generale Acceptance N.V. – HSBC Eur Wts Jan 2010	500,000,000	2007/11/16	2010/01/04	125.00
03801	SGA Societe Generale Acceptance N.V. – SHK P Eur Wt Jun 2008	500,000,000	2007/11/16	2008/06/02	125.00
09352 #	BNP Paribas Arbit Issu B.V. – HSI European Wts May 2008 A	600,000,000	2007/11/16	2008/05/29	76.80
01405 #	Deutsche Bank AG – China Life European Warrants Dec 2009 A	1,000,000,000	2007/11/16	2009/12/07	119.00
01572 #	Deutsche Bank AG – HSI European Warrants Apr 2008 K	1,400,000,000	2007/11/16	2008/04/29	155.40
07898 #	KBC Fin Products Int'l Ltd. – PetroChina Euro Wts May 2008 B	740,000,000	2007/11/16	2008/05/02	98.42
03835	ABN AMRO Bank N.V. – China Mobile European Wts Jun 2008 K	608,000,000	2007/11/19	2008/06/02	158.08
03836	ABN AMRO Bank N.V. – CNOOC European Put Warrants Jun 2008	588,000,000	2007/11/19	2008/06/02	188.16
03837	ABN AMRO Bank N.V. – PetroChina European Put Wts May 2008	528,000,000	2007/11/19	2008/05/26	132.00
03819	ABN AMRO Bank N.V. – HSBC European Warrants Oct 2008 A	538,000,000	2007/11/19	2008/10/27	134.50
03820	ABN AMRO Bank N.V. – HSBC European Put Warrants Jul 2008 A	538,000,000	2007/11/19	2008/07/21	134.50
03821	HK Bank – Ch Ship Dev European Warrants Jul 2008	280,000,000	2007/11/19	2008/07/11	170.80
03822	J P Morgan SP BV – HSBC European Warrants Feb 2009	500,000,000	2007/11/19	2009/02/27	127.50
03830	KBC Fin Products Int'l Ltd. – HSBC European Wts Jun 2008 A	128,000,000	2007/11/19	2008/06/02	97.28
03831	KBC Fin Products Int'l Ltd. – HSBC European Wts Jun 2008 B	238,000,000	2007/11/19	2008/06/02	95.20
03832	KBC Fin Products Int'l Ltd. – HSBC European Wts Jun 2008 C	308,000,000	2007/11/19	2008/06/02	98.56
03829	KBC Fin Products Int'l Ltd. – HSBC European Wts Mar 2008 C	218,000,000	2007/11/19	2008/03/31	98.10
03834	KBC Fin Products Int'l Ltd. – Hutchison Euro Wts May 2008	158,000,000	2007/11/19	2008/05/26	96.38
03814	Macquarie Bank Ltd. – Country Garden European Wts Jul 2008	200,000,000	2007/11/19	2008/07/30	50.60

Main Board Warrants

Code	Derivative warrants	No. of issue (units)	Listing date	Expiry	Amount raised (HK\$ mil.)
03815	Macquarie Bank Ltd. – R&F Ppt European Warrants May 2008	200,000,000	2007/11/19	2008/05/29	83.60
03816	Macquarie Bank Ltd. – Shimao Ppt European Warrants May 2008	200,000,000	2007/11/19	2008/05/29	51.60
03817	Macquarie Bank Ltd. – Sino Land European Warrants May 2008	200,000,000	2007/11/19	2008/05/29	51.60
03824	CC Rabobank B.A. – CC Bank European Put Warrants Jun 2008 A	120,000,000	2007/11/19	2008/06/16	138.00
03825	CC Rabobank B.A. – China Life European Put Warrants Jul 2008	250,000,000	2007/11/19	2008/07/21	215.00
03826	CC Rabobank B.A. – Ch Mobile European Put Warrants Jun 2008	600,000,000	2007/11/19	2008/06/02	150.00
03827	CC Rabobank B.A. – PetroChina European Put Warrants May 2008	600,000,000	2007/11/19	2008/05/20	180.00
07527 #	ABN AMRO Bank N.V. – CNOOC European Warrants Apr 2008 B	1,000,000,000	2007/11/19	2008/04/11	177.00
04858 #	Calyon Fin P (G) Ltd. – China Coal European Wts May 2008 A	300,000,000	2007/11/19	2008/05/26	97.50
09990 #	Deutsche Bank AG – China Mobile European Warrants Apr 2008 B	1,000,000,000	2007/11/19	2008/04/28	165.00
09369 #	Deutsche Bank AG – HSI European Warrants Apr 2008 F	1,100,000,000	2007/11/19	2008/04/29	173.80
09516 #	KBC Fin Products Int'l Ltd. – Sinopec Euro Wts Jul 2008 A	392,000,000	2007/11/19	2008/07/03	86.24
02232 #	Lehman Brothers Holdings Inc. – Ping An Euro Wts Apr 2008 A	50,000,000	2007/11/19	2008/04/25	37.50
06125 #	Macquarie Bank Ltd. – PetroChina European Wts Jul 2008 B	400,000,000	2007/11/19	2008/07/30	35.20
07526 #	SGA Societe Generale Acceptance N.V. – Petch Eur Wt May 2008	500,000,000	2007/11/19	2008/05/13	90.00
03869	BNP Paribas Arbit Issu B.V. – Sinopec Corp Eur Wt Nov 2008 B	1,000,000,000	2007/11/20	2008/11/17	250.00
03870	BNP Paribas Arbit Issu B.V. – CNOOC European Wts Oct 2008 B	800,000,000	2007/11/20	2008/10/20	208.00
03871	BNP Paribas Arbit Issu B.V. – CNOOC European Wts Nov 2008	800,000,000	2007/11/20	2008/11/24	200.00
03872	BNP Paribas Arbit Issu B.V. – PetroChina Euro Wts Jul 2008 B	1,000,000,000	2007/11/20	2008/07/09	290.00
03873	BNP Paribas Arbit Issu B.V. – PetroChina Euro Wts Aug 2008 C	1,000,000,000	2007/11/20	2008/08/11	260.00
03874	BNP Paribas Arbit Issu B.V. – PetroChina Euro Wts Oct 2008 B	1,000,000,000	2007/11/20	2008/10/13	260.00
03875	BNP Paribas Arbit Issu B.V. – PetroChina Euro Wts Nov 2008	1,000,000,000	2007/11/20	2008/11/24	260.00
03842	Calyon Fin P (G) Ltd. – China Life European Wts May 2008	300,000,000	2007/11/20	2008/05/20	256.50
03843	Calyon Fin P (G) Ltd. – HKEx European Warrants Jul 2008 C	300,000,000	2007/11/20	2008/07/03	170.10
03844	Deutsche Bank AG – China Life European Warrants Sep 2009	1,000,000,000	2007/11/20	2009/09/29	180.00
03846	Deutsche Bank AG – HSBC European Warrants Jun 2008 B	500,000,000	2007/11/20	2008/06/16	395.00
03847	Deutsche Bank AG – HSBC European Warrants Jul 2008	500,000,000	2007/11/20	2008/07/07	550.00
03848	Deutsche Bank AG – HSBC European Warrants Jul 2009 B	1,000,000,000	2007/11/20	2009/07/13	250.00
03849	Deutsche Bank AG – HSBC European Put Warrants Jun 2008 D	400,000,000	2007/11/20	2008/06/16	404.00
03841	Deutsche Bank AG – HSI European Warrants May 2008 H	800,000,000	2007/11/20	2008/05/29	200.00
03845	Deutsche Bank AG – HSI European Put Warrants May 2008 I	800,000,000	2007/11/20	2008/05/29	200.00
03867	J P Morgan SP BV – Hutchison European Warrants Oct 2008	500,000,000	2007/11/20	2008/10/24	79.50
03866	J P Morgan SP BV – HK Gas European Warrants Nov 2008	150,000,000	2007/11/20	2008/11/13	37.50
03877	KBC Fin Products Int'l Ltd. – CC Bank European Wts May 2008	288,000,000	2007/11/20	2008/05/20	97.92
03876	KBC Fin Products Int'l Ltd. – Ch Comm Cons Eur Wt May 2008 C	400,000,000	2007/11/20	2008/05/20	100.00
03878	KBC Fin Products Int'l Ltd. – China Life Euro Wts May 2008 E	368,000,000	2007/11/20	2008/05/21	99.36
03879	KBC Fin Products Int'l Ltd. – PetroChina Euro Wts May 2008 H	400,000,000	2007/11/20	2008/05/20	100.00
03880	KBC Fin Products Int'l Ltd. – PetroChina Euro Wts May 2008 I	438,000,000	2007/11/20	2008/05/13	91.98
03839	Macquarie Bank Ltd. – Angang Steel European Wts Jun 2008 A	388,000,000	2007/11/20	2008/06/27	190.12
03840	Macquarie Bank Ltd. – HK Gas Euro Warrants Aug 2008	200,000,000	2007/11/20	2008/08/28	50.20
03850	UBS AG – CHALCO European Warrants Jul 2008 A	500,000,000	2007/11/20	2008/07/21	135.00
03851	UBS AG – CHALCO European Warrants Jul 2008 B	500,000,000	2007/11/20	2008/07/21	125.00
03852	UBS AG – CC Bank European Warrants Nov 2009 E	500,000,000	2007/11/20	2009/11/23	125.00
03853	UBS AG – China Life European Warrants Dec 2010 B	500,000,000	2007/11/20	2010/12/13	125.00

Main Board Warrants

Code	Derivative warrants	No. of issue (units)	Listing date	Expiry	Amount raised (HK\$ mil.)
03854	UBS AG – China Tel European Warrants Dec 2009 E	500,000,000	2007/11/20	2009/12/14	125.00
03855	UBS AG – Huaneng Power European Warrants Mar 2009	500,000,000	2007/11/20	2009/03/09	125.00
03856	UBS AG – ICBC European Warrants Nov 2009 A	500,000,000	2007/11/20	2009/11/23	125.00
03857	UBS AG – HSCEI European Warrants May 2008 B	500,000,000	2007/11/20	2008/05/29	125.00
03865	UBS AG – HSCEI European Put Warrants May 2008 D	500,000,000	2007/11/20	2008/05/29	125.00
03858	UBS AG – HSI European Warrants May 2008 E	500,000,000	2007/11/20	2008/05/29	140.00
03859	UBS AG – HSI European Warrants May 2008 F	500,000,000	2007/11/20	2008/05/29	135.00
03860	UBS AG – HSI European Warrants May 2008 G	500,000,000	2007/11/20	2008/05/29	130.00
03861	UBS AG – HSI European Warrants May 2008 H	500,000,000	2007/11/20	2008/05/29	125.00
03862	UBS AG – HSI European Put Warrants May 2008 I	500,000,000	2007/11/20	2008/05/29	125.00
03863	UBS AG – HSI European Put Warrants May 2008 J	500,000,000	2007/11/20	2008/05/29	130.00
03864	UBS AG – HSI European Put Warrants May 2008 K	500,000,000	2007/11/20	2008/05/29	135.00
07838 #	Deutsche Bank AG – HKEx European Warrants May 2008 C	600,000,000	2007/11/20	2008/05/26	216.00
06025 #	Deutsche Bank AG – HSBC European Warrants Nov 2010	1,000,000,000	2007/11/20	2010/11/01	160.00
03920	ABN AMRO Bank N.V. – Sinopec Corp European Wts Jun 2008 D	688,000,000	2007/11/21	2008/06/30	185.76
03885	ABN AMRO Bank N.V. – SHK Ppt European Warrants Jul 2008	588,000,000	2007/11/21	2008/07/28	164.64
03911	BNP Paribas Arbit Issu B.V. – Ch Shenhua Euro Wts Apr 2009	600,000,000	2007/11/21	2009/04/29	96.00
03912	BNP Paribas Arbit Issu B.V. – Ch Shenhua Euro Wts Dec 2009	600,000,000	2007/11/21	2009/12/21	156.00
03891	BNP Paribas Arbit Issu B.V. – HSCEI European Wts Jun 2008 A	800,000,000	2007/11/21	2008/06/27	200.00
03892	BNP Paribas Arbit Issu B.V. – HSCEI European Wts Jun 2008 B	800,000,000	2007/11/21	2008/06/27	208.00
03895	BNP Paribas Arbit Issu B.V. – HSCEI Euro Put Wts Jun 2008 C	800,000,000	2007/11/21	2008/06/27	216.00
03896	BNP Paribas Arbit Issu B.V. – HSCEI Euro Put Wts Jun 2008 D	800,000,000	2007/11/21	2008/06/27	200.00
03893	BNP Paribas Arbit Issu B.V. – HSI European Wts Jun 2008 A	800,000,000	2007/11/21	2008/06/27	208.00
03894	BNP Paribas Arbit Issu B.V. – HSI European Wts Jun 2008 B	800,000,000	2007/11/21	2008/06/27	200.00
03897	BNP Paribas Arbit Issu B.V. – HSI Euro Put Wts Jun 2008 C	800,000,000	2007/11/21	2008/06/27	200.00
03901	BNP Paribas Arbit Issu B.V. – HSI Euro Put Wts Jun 2008 D	800,000,000	2007/11/21	2008/06/27	208.00
03919	Calyon Fin P (G) Ltd. – China Tel European Warrants Oct 2009	500,000,000	2007/11/21	2009/10/05	127.00
03881	Calyon Fin P (G) Ltd. – China Mobile European Wts Jul 2008 B	500,000,000	2007/11/21	2008/07/04	126.00
03882	Calyon Fin P (G) Ltd. – Foxconn European Warrants Oct 2008	300,000,000	2007/11/21	2008/10/06	108.30
03884	Calyon Fin P (G) Ltd. – HSBC European Warrants Jul 2009	500,000,000	2007/11/21	2009/07/06	126.50
03913	KBC Fin Products Int'l Ltd. – Sinopec Euro Wts May 2008 B	400,000,000	2007/11/21	2008/05/21	100.00
03914	KBC Fin Products Int'l Ltd. – Sinopec Euro Wts Jun 2008 B	400,000,000	2007/11/21	2008/06/10	100.00
03917	KBC Fin Products Int'l Ltd. – Sinopec Euro Put Wts Jul 2008	400,000,000	2007/11/21	2008/07/02	100.00
03916	KBC Fin Products Int'l Ltd. – ICBC European Wts May 2008 C	400,000,000	2007/11/21	2008/05/21	100.00
03915	KBC Fin Products Int'l Ltd. – BOCL European Wts May 2008 H	400,000,000	2007/11/21	2008/05/21	100.00
03902	CC Rabobank B.A. – Ch Mobile European Warrants Oct 2008 C	500,000,000	2007/11/21	2008/10/10	195.00
03903	CC Rabobank B.A. – Hutchison European Warrants Nov 2008 B	800,000,000	2007/11/21	2008/11/11	200.00
03904	CC Rabobank B.A. – PetroChina European Warrants Jun 2008 B	500,000,000	2007/11/21	2008/06/30	175.00
03905	CC Rabobank B.A. – PetroChina European Warrants Dec 2008 C	500,000,000	2007/11/21	2008/12/12	225.00
03906	SGA Societe Generale Acceptance N.V. – BOCL Eur Wts Jul 2008	200,000,000	2007/11/21	2008/07/23	150.00
03907	SGA Societe Generale Acceptance N.V. – CCCCL Eur Wt Jun 08 C	400,000,000	2007/11/21	2008/06/02	166.00
03908	SGA Societe Generale Acceptance N.V. – CCCCL Eur Wt Jul 2008	400,000,000	2007/11/21	2008/07/23	176.00
03909	SGA Societe Generale Acceptance N.V. – Petch Eur Wt Jun 08 B	1,000,000,000	2007/11/21	2008/06/02	255.00
03910	SGA Societe Generale Acceptance N.V. – Petch Eur Wt Jul 08 C	1,000,000,000	2007/11/21	2008/07/02	355.00

Main Board Warrants

Code	Derivative warrants	No. of issue (units)	Listing date	Expiry	Amount raised (HK\$ mil.)
03887	SGA Societe Generale Acceptance N.V. – CTel Eur Wts Jul 2008	100,000,000	2007/11/21	2008/07/28	113.00
03890	SGA Societe Generale Acceptance N.V. – HSCEI Eu Put Wt Jun 08 A	200,000,000	2007/11/21	2008/06/27	50.00
03714 #	ABN AMRO Bank N.V. – China Mobile European Wts Apr 2008 J	562,000,000	2007/11/21	2008/04/14	96.66
01852 #	ABN AMRO Bank N.V. – China Mobile European Wts Jun 2008 E	600,000,000	2007/11/21	2008/06/02	57.00
04586 #	ABN AMRO Bank N.V. – HSBC European Warrants Dec 2008 B	1,000,000,000	2007/11/21	2008/12/08	112.00
02144 #	Goldman Sachs SP (Asia) – China Life European Wts Jun 2008	132,000,000	2007/11/21	2008/06/02	41.58
02100 #	KBC Fin Products Int'l Ltd. – China Life Euro Wts Mar 2008 E	500,000,000	2007/11/21	2008/03/05	330.00
02101 #	KBC Fin Products Int'l Ltd. – China Life Euro Wts Apr 2008 C	700,000,000	2007/11/21	2008/04/01	350.00
02238 #	KBC Fin Products Int'l Ltd. – China Life Euro Wts Apr 2008 F	800,000,000	2007/11/21	2008/04/11	400.00
03731 #	KBC Fin Products Int'l Ltd. – Ch Mobile Euro Wts Apr 2008 C	500,000,000	2007/11/21	2008/04/07	98.50
06131 #	KBC Fin Products Int'l Ltd. – CNOOC European Wts May 2008 A	400,000,000	2007/11/21	2008/05/02	98.00
03972	BNP Paribas Arbit Issu B.V. – BOCL European Wts Nov 2010	1,000,000,000	2007/11/22	2010/11/08	250.00
03973	BNP Paribas Arbit Issu B.V. – BankComm Euro Wts Jun 2008 B	1,000,000,000	2007/11/22	2008/06/13	250.00
03974	BNP Paribas Arbit Issu B.V. – BankComm Euro Wts Oct 2008 B	1,000,000,000	2007/11/22	2008/10/27	250.00
03975	BNP Paribas Arbit Issu B.V. – CC Bank European Wts Oct 2008	800,000,000	2007/11/22	2008/10/20	200.00
03976	BNP Paribas Arbit Issu B.V. – CC Bank European Wts Jun 2009	800,000,000	2007/11/22	2009/06/01	200.00
03924	HK Bank – CHALCO European Warrants Jul 2008	280,000,000	2007/11/22	2008/07/25	117.60
03925	HK Bank – Angang Steel European Warrants Jul 2008	280,000,000	2007/11/22	2008/07/18	128.80
03926	HK Bank – China COSCO European Warrants Jul 2008 B	280,000,000	2007/11/22	2008/07/25	254.80
03929	HK Bank – China Shenhua European Warrants Jul 2008	280,000,000	2007/11/22	2008/07/25	291.20
03930	HK Bank – China Tel European Warrants Jul 2008	280,000,000	2007/11/22	2008/07/25	252.00
03931	HK Bank – China Travel European Warrants Jul 2008	280,000,000	2007/11/22	2008/07/18	288.40
03932	HK Bank – Datang Power European Warrants Jul 2008	280,000,000	2007/11/22	2008/07/25	467.60
03934	HK Bank – Hunan Nonferrous European Warrants Jul 2008	280,000,000	2007/11/22	2008/07/18	420.00
03935	HK Bank – ICBC European Warrants Jul 2008	280,000,000	2007/11/22	2008/07/25	243.60
03927	HK Bank – Sinopec Corp European Warrants Aug 2008	280,000,000	2007/11/22	2008/08/22	70.00
03969	KBC Fin Products Int'l Ltd. – HSBC European Wts Jun 2008 D	338,000,000	2007/11/22	2008/06/10	98.02
03970	KBC Fin Products Int'l Ltd. – HSBC European Wts Jun 2008 E	328,000,000	2007/11/22	2008/06/25	98.40
03971	KBC Fin Products Int'l Ltd. – HSBC European Wts Jun 2008 F	400,000,000	2007/11/22	2008/06/16	100.00
03937	KBC Fin Products Int'l Ltd. – Sinopec Euro Wts Jun 2008 C	400,000,000	2007/11/22	2008/06/16	100.00
03936	KBC Fin Products Int'l Ltd. – Ch Mobile Euro Wts May 2008 J	400,000,000	2007/11/22	2008/05/22	100.00
03922	Macquarie Bank Ltd. – CHALCO European Warrants Jun 2008 D	388,000,000	2007/11/22	2008/06/27	102.82
03977	Standard Bank PLC – Sinopec Corp European Warrants Nov 2008	500,000,000	2007/11/22	2008/11/03	160.00
03978	Standard Bank PLC – China Tel European Warrants Aug 2009	500,000,000	2007/11/22	2009/08/03	126.00
03921	UBS AG – Ch Ship Dev European Warrants Oct 2008	500,000,000	2007/11/22	2008/10/20	137.00
04478 #	Calyon Fin P (G) Ltd. – China Coal European Wts May 2008 B	300,000,000	2007/11/22	2008/05/26	97.50
01575 #	Deutsche Bank AG – HSI European Put Warrants Apr 2008 M	1,400,000,000	2007/11/22	2008/04/29	310.80
01434 #	Deutsche Bank AG – PetroChina European Warrants Jun 2008 A	1,000,000,000	2007/11/22	2008/06/02	119.00
04539 #	KBC Fin Products Int'l Ltd. – CC Bank Euro Wts Mar 2008 C	140,000,000	2007/11/22	2008/03/10	96.60
01539 #	KBC Fin Products Int'l Ltd. – PetroChina Euro Wts May 2008 A	680,000,000	2007/11/22	2008/05/02	99.28
07856 #	Macquarie Bank Ltd. – China Mobile European Wts Jun 2008 B	600,000,000	2007/11/22	2008/06/27	96.00
01564 #	SGA Societe Generale Acceptance N.V. – CP&CC Eur Wt May 2008	500,000,000	2007/11/22	2008/05/26	95.50
03994	ABN AMRO Bank N.V. – China Coal European Warrants Jun 2008	358,000,000	2007/11/23	2008/06/10	128.88
03995	ABN AMRO Bank N.V. – Foxconn European Warrants Jun 2008	428,000,000	2007/11/23	2008/06/02	136.96

Main Board Warrants

Code	Derivative warrants	No. of issue (units)	Listing date	Expiry	Amount raised (HK\$ mil.)
03996	ABN AMRO Bank N.V. – PetroChina European Warrants Jun 2008 E	538,000,000	2007/11/23	2008/06/02	134.50
03997	ABN AMRO Bank N.V. – SHK Ppt European Warrants Jun 2008 A	588,000,000	2007/11/23	2008/06/02	164.64
02001	ABN AMRO Bank N.V. – CNOOC European Put Warrants Jul 2008	628,000,000	2007/11/23	2008/07/28	157.00
03985	Calyon Fin P (G) Ltd. – China Life European Wts Aug 2008 A	300,000,000	2007/11/23	2008/08/04	152.40
03986	Citigroup Global Mkt H Inc. – BOCL European Wts Aug 2008 B	130,000,000	2007/11/23	2008/08/18	88.40
03987	Citigroup Global Mkt H Inc. – CC Bank Euro Wts Nov 2008 A	200,000,000	2007/11/23	2008/11/24	50.00
03990	Citigroup Global Mkt H Inc. – ICBC European Wts Sep 2008 A	130,000,000	2007/11/23	2008/09/08	74.10
03991	Citigroup Global Mkt H Inc. – Link REIT Euro Wts Aug 2008	180,000,000	2007/11/23	2008/08/18	46.80
03992	Citigroup Global Mkt H Inc. – PetroChina Euro Wts Aug 2008 C	200,000,000	2007/11/23	2008/08/18	50.00
03981	CC Rabobank B.A. – HK Gas European Warrants Jul 2008	500,000,000	2007/11/23	2008/07/15	170.00
03982	CC Rabobank B.A. – HSBC European Warrants Dec 2008	800,000,000	2007/11/23	2008/12/31	200.00
03984	CC Rabobank B.A. – ICBC European Warrants Jul 2008 B	1,200,000,000	2007/11/23	2008/07/25	1,080.00
03979	UBS AG – China Mobile European Warrants Jun 2008	500,000,000	2007/11/23	2008/06/23	127.50
03980	UBS AG – China Mobile European Warrants Jul 2008 A	500,000,000	2007/11/23	2008/07/21	125.00
04775 #	BNP Paribas Arbit Issu B.V. – HSI European Wts Apr 2008 A	600,000,000	2007/11/23	2008/04/29	104.40
05607 #	Deutsche Bank AG – Ch Comm Cons European Warrants Mar 2008 C	600,000,000	2007/11/23	2008/03/31	180.00
01585 #	HK Bank – China Coal European Warrants Jun 2008 B	600,000,000	2007/11/23	2008/06/10	92.40
07541 #	SGA Societe Generale Acceptance N.V. – CMob Eu Wt Apr 2008 B	1,500,000,000	2007/11/23	2008/04/07	222.00
02003	ABN AMRO Bank N.V. – China Life European Put Wts Nov 2009	1,600,000,000	2007/11/26	2009/11/23	400.00
02009	ABN AMRO Bank N.V. – China Tel European Warrants Jun 2008	140,000,000	2007/11/26	2008/06/10	124.60
02010	ABN AMRO Bank N.V. – HSBC European Warrants Oct 2008 B	600,000,000	2007/11/26	2008/10/14	150.00
02011	ABN AMRO Bank N.V. – Sinopec Corp European Put Wts Aug 2008	800,000,000	2007/11/26	2008/08/28	200.00
02016	Goldman Sachs SP (Asia) – HSI European Warrants Jun 2008	200,000,000	2007/11/26	2008/06/27	50.00
02004	HK Bank – Ch Grand Forestry European Warrants Jul 2008	280,000,000	2007/11/26	2008/07/28	140.00
02008	HK Bank – Sino Land European Warrants Jul 2008	280,000,000	2007/11/26	2008/07/28	128.80
02012	KBC Fin Products Int'l Ltd. – China Life Euro Wts Jun 2008 A	400,000,000	2007/11/26	2008/06/02	100.00
02013	KBC Fin Products Int'l Ltd. – Ch Mobile Euro Wts Jun 2008 G	800,000,000	2007/11/26	2008/06/02	200.00
02014	KBC Fin Products Int'l Ltd. – Ch Mobile Euro Wts Jun 2008 H	800,000,000	2007/11/26	2008/06/10	200.00
02015	KBC Fin Products Int'l Ltd. – CNOOC European Wts Jun 2008 E	400,000,000	2007/11/26	2008/06/02	100.00
03595 #	KBC Fin Products Int'l Ltd. – Ch Mobile Euro Wts Apr 2008 B	590,000,000	2007/11/26	2008/04/07	99.12
02019	HK Bank – BOCL European Warrants Jul 2008 B	280,000,000	2007/11/27	2008/07/31	176.40
02023	KBC Fin Products Int'l Ltd. – Ch Mobile Euro Wts Jul 2008 A	800,000,000	2007/11/27	2008/07/02	200.00
02024	KBC Fin Products Int'l Ltd. – Ch Mobile Euro Wts Jul 2008 B	800,000,000	2007/11/27	2008/07/10	200.00
02025	KBC Fin Products Int'l Ltd. – Ch Mobile Euro Wts Aug 2008 A	400,000,000	2007/11/27	2008/08/08	100.00
02026	KBC Fin Products Int'l Ltd. – PetroChina Euro Wts May 2008 J	400,000,000	2007/11/27	2008/05/27	100.00
02027	KBC Fin Products Int'l Ltd. – PetroChina Euro Wts Aug 2008 B	400,000,000	2007/11/27	2008/08/01	100.00
02021	SGA Societe Generale Acceptance N.V. – HWL Euro Wts Sep 2008	200,000,000	2007/11/27	2008/09/01	294.00
02022	SGA Societe Generale Acceptance N.V. – ICBC Eu Wt Jul 2008 B	200,000,000	2007/11/27	2008/07/28	222.00
02017	UBS AG – Air China European Warrants Jul 2008	500,000,000	2007/11/27	2008/07/21	125.00
06188 #	Macquarie Bank Ltd. – CNOOC European Warrants Jul 2008	400,000,000	2007/11/27	2008/07/30	82.80
01417 #	Macquarie Bank Ltd. – HSI European Warrants Apr 2008 H	1,312,000,000	2007/11/27	2008/04/29	119.39
03690 #	SGA Societe Generale Acceptance N.V. – CTel Eu Wt Jun 2008 A	100,000,000	2007/11/27	2008/06/16	112.00
02311	ABN AMRO Bank N.V. – HSBC European Warrants Sep 2008	600,000,000	2007/11/28	2008/09/01	156.00
02315	ABN AMRO Bank N.V. – HSBC European Put Warrants Jul 2008 B	600,000,000	2007/11/28	2008/07/28	150.00

Main Board Warrants

Code	Derivative warrants	No. of issue (units)	Listing date	Expiry	Amount raised (HK\$ mil.)
02316	ABN AMRO Bank N.V. – CNOOC European Warrants May 2008 B	628,000,000	2007/11/28	2008/05/30	169.56
02321	ABN AMRO Bank N.V. – ICBC European Warrants Jun 2008	108,000,000	2007/11/28	2008/06/30	101.52
02325	ABN AMRO Bank N.V. – Jiangxi Copper European Wts Jun 2008 C	400,000,000	2007/11/28	2008/06/10	168.00
02091	BNP Paribas Arbit Issu B.V. – CITIC Bank Euro Wts Jun 2008 A	500,000,000	2007/11/28	2008/06/02	405.00
02092	BNP Paribas Arbit Issu B.V. – CITIC Bank Euro Wts May 2009	800,000,000	2007/11/28	2009/05/11	128.00
02093	BNP Paribas Arbit Issu B.V. – CITIC Bank Euro Wts Aug 2008	500,000,000	2007/11/28	2008/08/18	390.00
02094	BNP Paribas Arbit Issu B.V. – HKEx European Wts Jul 2008 B	600,000,000	2007/11/28	2008/07/21	264.00
02095	BNP Paribas Arbit Issu B.V. – HKEx European Wts Jul 2008 C	600,000,000	2007/11/28	2008/07/21	264.00
02096	BNP Paribas Arbit Issu B.V. – Ch Shenhua Euro Wts Sep 2009	500,000,000	2007/11/28	2009/09/07	125.00
02097	BNP Paribas Arbit Issu B.V. – CM Bank European Wts Jul 2008	500,000,000	2007/11/28	2008/07/14	310.00
02098	BNP Paribas Arbit Issu B.V. – CM Bank Euro Wts Aug 2008 A	500,000,000	2007/11/28	2008/08/11	235.00
02099	BNP Paribas Arbit Issu B.V. – CM Bank European Wts Oct 2008	500,000,000	2007/11/28	2008/10/13	190.00
02029	Deutsche Bank AG – HSCEI European Warrants May 2008 C	600,000,000	2007/11/28	2008/05/29	150.00
02033	Deutsche Bank AG – HSCEI European Put Warrants May 2008 D	600,000,000	2007/11/28	2008/05/29	150.00
02030	Fortis Bank S.A./N.V. – Angang Steel European Wts Dec 2008	175,000,000	2007/11/28	2008/12/24	98.18
02031	Fortis Bank S.A./N.V. – CHALCO European Warrants Oct 2008	200,000,000	2007/11/28	2008/10/15	61.60
02032	Fortis Bank S.A./N.V. – Ch Oilfield European Wts Jan 2009	245,000,000	2007/11/28	2009/01/08	185.96
02034	Fortis Bank S.A./N.V. – Sinopec Corp European Wts Dec 2008	400,000,000	2007/11/28	2008/12/18	108.40
02035	Fortis Bank S.A./N.V. – Ch Ship Cont European Wts Dec 2008	380,000,000	2007/11/28	2008/12/08	124.64
02036	Fortis Bank S.A./N.V. – CNOOC European Warrants Dec 2008	300,000,000	2007/11/28	2008/12/18	79.50
02037	Fortis Bank S.A./N.V. – PetroChina European Wts Jan 2009	295,000,000	2007/11/28	2009/01/08	88.50
02089	Fortis Bank S.A./N.V. – Ping An European Warrants Aug 2008	45,000,000	2007/11/28	2008/08/18	63.86
02090	Fortis Bank S.A./N.V. – Swire Pac A European Wts Jul 2008	42,000,000	2007/11/28	2008/07/09	39.02
02304	KBC Fin Products Int'l Ltd. – CNOOC European Wts May 2008 F	400,000,000	2007/11/28	2008/05/28	100.00
02306	KBC Fin Products Int'l Ltd. – HSBC Euro Put Wts May 2008 A	215,000,000	2007/11/28	2008/05/28	98.90
02308	KBC Fin Products Int'l Ltd. – HSBC Euro Put Wts May 2008 B	128,000,000	2007/11/28	2008/05/28	99.84
02305	KBC Fin Products Int'l Ltd. – China Tel Euro Wts May 2009	400,000,000	2007/11/28	2009/05/05	100.00
02303	Macquarie Bank Ltd. – China Shenhua European Wts Apr 2009	388,000,000	2007/11/28	2009/04/29	62.86
01422 #	KBC Fin Products Int'l Ltd. – CNOOC European Wts Apr 2008	600,000,000	2007/11/28	2008/04/16	98.40
01562 #	SGA Societe Generale Acceptance N.V. – CCB Euro Wts Nov 2008	500,000,000	2007/11/28	2008/11/18	53.50
02329	Calyon Fin P (G) Ltd. – CHALCO European Warrants Oct 2008	300,000,000	2007/11/29	2008/10/06	83.40
02334	Citigroup Global Mkt H Inc. – Angang Steel Euro Wts Jun 2008	180,000,000	2007/11/29	2008/06/23	77.40
02335	Citigroup Global Mkt H Inc. – BOCL European Wts Jul 2008	110,000,000	2007/11/29	2008/07/28	60.50
02344	Citigroup Global Mkt H Inc. – CC Bank Euro Wts Nov 2008 B	240,000,000	2007/11/29	2008/11/24	60.00
02346	Citigroup Global Mkt H Inc. – Sinopec Corp Euro Wts Oct 2008	240,000,000	2007/11/29	2008/10/20	67.20
02360	Citigroup Global Mkt H Inc. – China Tel Euro Wts Nov 2008	240,000,000	2007/11/29	2008/11/24	60.00
02361	KBC Fin Products Int'l Ltd. – China Life Euro Wts Apr 2008 I	618,000,000	2007/11/29	2008/04/07	197.76
02364	KBC Fin Products Int'l Ltd. – HSBC European Wts Sep 2008 B	400,000,000	2007/11/29	2008/09/01	100.00
02363	KBC Fin Products Int'l Ltd. – HSBC European Wts Jun 2008 G	128,000,000	2007/11/29	2008/06/02	99.84
02365	KBC Fin Products Int'l Ltd. – HSBC Euro Put Wts May 2008 C	278,000,000	2007/11/29	2008/05/29	97.30
02367	KBC Fin Products Int'l Ltd. – ICBC European Wts May 2008 D	278,000,000	2007/11/29	2008/05/29	97.30
02347	UBS AG – China Mobile European Warrants Jul 2008 B	500,000,000	2007/11/29	2008/07/21	125.00
02350	UBS AG – CNOOC European Warrants Jul 2008	500,000,000	2007/11/29	2008/07/28	125.00
02351	UBS AG – Sinopec Corp European Warrants Aug 2008	500,000,000	2007/11/29	2008/08/25	125.00

Main Board Warrants

Code	Derivative warrants	No. of issue (units)	Listing date	Expiry	Amount raised (HK\$ mil.)
02352	UBS AG – HKEx European Warrants Aug 2008	500,000,000	2007/11/29	2008/08/25	125.00
02353	UBS AG – HSBC European Warrants Oct 2008	500,000,000	2007/11/29	2008/10/27	125.00
02354	UBS AG – HSBC European Warrants Feb 2009	500,000,000	2007/11/29	2009/02/16	125.00
02359	UBS AG – PetroChina European Warrants Jul 2008	500,000,000	2007/11/29	2008/07/28	125.00
05893 #	UBS AG – BOC HK European Warrants Jun 2008 B	500,000,000	2007/11/29	2008/06/16	60.00
02606	ABN AMRO Bank N.V. – Ping An European Warrants Jun 2008 F	988,000,000	2007/11/30	2008/06/30	247.00
02372	Calyon Fin P (G) Ltd. – Ch Comm Cons European Wts Jun 2008	300,000,000	2007/11/30	2008/06/02	123.60
02373	Calyon Fin P (G) Ltd. – HSBC European Warrants Apr 2009	500,000,000	2007/11/30	2009/04/03	125.00
02399	Citigroup Global Mkt H Inc. – CNOOC European Wts Aug 2008	330,000,000	2007/11/30	2008/08/04	85.80
02512	Citigroup Global Mkt H Inc. – HK Gas European Wts Aug 2008	240,000,000	2007/11/30	2008/08/18	60.00
02573	Citigroup Global Mkt H Inc. – Ping An European Wts Nov 2008	500,000,000	2007/11/30	2008/11/24	125.00
02579	Citigroup Global Mkt H Inc. – Hutchison Euro Wts Dec 2008	240,000,000	2007/11/30	2008/12/15	60.00
02582	Citigroup Global Mkt H Inc. – SHK Ppt European Wts Nov 2008	330,000,000	2007/11/30	2008/11/17	85.80
02604	Deutsche Bank AG – PetroChina European Warrants Jul 2008 B	800,000,000	2007/11/30	2008/07/21	232.00
02605	Deutsche Bank AG – PetroChina European Warrants Aug 2008 B	800,000,000	2007/11/30	2008/08/18	200.00
02584	Deutsche Bank AG – BOCL European Warrants Jun 2008 A	600,000,000	2007/11/30	2008/06/16	396.00
02590	Deutsche Bank AG – CITIC Bank European Warrants May 2009	800,000,000	2007/11/30	2009/05/13	120.00
02601	Deutsche Bank AG – Ch Comm Cons European Warrants Jul 2008 C	800,000,000	2007/11/30	2008/07/30	296.00
02602	Deutsche Bank AG – China Mobile European Warrants Jul 2008	1,000,000,000	2007/11/30	2008/07/30	250.00
02603	Deutsche Bank AG – Hutchison European Warrants Jul 2008	800,000,000	2007/11/30	2008/07/28	120.00
02370	Macquarie Bank Ltd. – HSBC European Warrants Jun 2008	388,000,000	2007/11/30	2008/06/27	222.71
02374	Macquarie Bank Ltd. – HSBC European Put Warrants Jun 2008	388,000,000	2007/11/30	2008/06/27	309.24
02375	CC Rabobank B.A. – BEA European Warrants Oct 2008	200,000,000	2007/11/30	2008/10/02	140.00
02376	CC Rabobank B.A. – Ch Comm Cons European Warrants Jul 2008	500,000,000	2007/11/30	2008/07/21	260.00
02377	CC Rabobank B.A. – CC Bank European Put Warrants Jun 2008 B	120,000,000	2007/11/30	2008/06/02	98.40
02378	CC Rabobank B.A. – Foxconn European Warrants Aug 2008	500,000,000	2007/11/30	2008/08/04	175.00
02381	CC Rabobank B.A. – HKEx European Warrants Jul 2008 C	500,000,000	2007/11/30	2008/07/31	250.00
02384	CC Rabobank B.A. – HSBC European Put Warrants Jul 2008	120,000,000	2007/11/30	2008/07/07	132.00
02385	CC Rabobank B.A. – ICBC European Put Warrants Jul 2008	150,000,000	2007/11/30	2008/07/30	120.00
02396	CC Rabobank B.A. – HSBC European Warrants Apr 2009	600,000,000	2007/11/30	2009/04/01	150.00
02397	CC Rabobank B.A. – PetroChina European Warrants Oct 2008 C	500,000,000	2007/11/30	2008/10/08	200.00
02390	SGA Societe Generale Acceptance N.V. – HSBC Eu Wt Apr 2008 C	500,000,000	2007/11/30	2008/04/02	350.00
02391	SGA Societe Generale Acceptance N.V. – HSBC Eu Wt Jun 2008 B	500,000,000	2007/11/30	2008/06/02	475.00
02392	SGA Societe Generale Acceptance N.V. – HSBC Eu Wt Jun 2008 C	500,000,000	2007/11/30	2008/06/02	350.00
02394	SGA Societe Generale Acceptance N.V. – HSBC Eu Wt Jul 2009 A	500,000,000	2007/11/30	2009/07/06	75.00
02395	SGA Societe Generale Acceptance N.V. – HSBC Eu Wt Jul 2009 B	500,000,000	2007/11/30	2009/07/13	85.00
09807 #	ABN AMRO Bank N.V. – PetroChina European Warrants May 2008 B	600,000,000	2007/11/30	2008/05/13	129.60
04464 #	KBC Fin Products Int'l Ltd. – HSI Euro Put Wts Mar 2008 K	600,000,000	2007/11/30	2008/03/28	62.40
02614	Deutsche Bank AG – CC Bank European Warrants Sep 2008 A	800,000,000	2007/12/03	2008/09/03	120.00
02615	Deutsche Bank AG – CC Bank European Warrants Oct 2008 B	800,000,000	2007/12/03	2008/10/06	144.00
02616	Deutsche Bank AG – Ping An European Warrants May 2008	800,000,000	2007/12/03	2008/05/30	136.00
02617	Deutsche Bank AG – Ping An European Warrants Jun 2008 C	800,000,000	2007/12/03	2008/06/16	120.00
02610	Deutsche Bank AG – HSI European Warrants Jun 2008 A	800,000,000	2007/12/03	2008/06/27	208.00
02611	Deutsche Bank AG – HSI European Warrants Jun 2008 B	800,000,000	2007/12/03	2008/06/27	208.00

Main Board Warrants

Code	Derivative warrants	No. of issue (units)	Listing date	Expiry	Amount raised (HK\$ mil.)
02612	Deutsche Bank AG – HSI European Warrants Jun 2008 C	800,000,000	2007/12/03	2008/06/27	208.00
02613	Deutsche Bank AG – HSI European Put Warrants Jun 2008 G	800,000,000	2007/12/03	2008/06/27	200.00
02619	Goldman Sachs SP (Asia) – HSBC European Put Wts Jun 2008	100,000,000	2007/12/03	2008/06/16	79.00
02607	SGA Societe Generale Acceptance N.V. – CTel Eur Wts Apr 2009	500,000,000	2007/12/03	2009/04/14	77.00
02608	SGA Societe Generale Acceptance N.V. – CTel Eur Wts Aug 2009	500,000,000	2007/12/03	2009/08/03	100.50
02609	SGA Societe Generale Acceptance N.V. – CTel Eur Wts Oct 2009	500,000,000	2007/12/03	2009/10/30	101.00
06549 #	Deutsche Bank AG – China Life European Warrants Mar 2008 C	600,000,000	2007/12/03	2008/03/10	876.00
09990 #	Deutsche Bank AG – China Mobile European Warrants Apr 2008 B	1,000,000,000	2007/12/03	2008/04/28	191.00
02621	BNP Paribas Arbit Issu B.V. – BankComm Euro Wts Sep 2008 B	800,000,000	2007/12/04	2008/09/08	248.00
02622	BNP Paribas Arbit Issu B.V. – HSBC European Wts Jun 2008	600,000,000	2007/12/04	2008/06/16	546.00
02623	BNP Paribas Arbit Issu B.V. – HSBC European Wts Jul 2008 B	800,000,000	2007/12/04	2008/07/02	344.00
02625	BNP Paribas Arbit Issu B.V. – SHK Ppt European Wts Jun 2008	800,000,000	2007/12/04	2008/06/04	200.00
02627	BNP Paribas Arbit Issu B.V. – China Life Euro Wts Jun 2009	1,000,000,000	2007/12/04	2009/06/01	150.00
02629	BNP Paribas Arbit Issu B.V. – China Life Euro Wts Aug 2009	1,000,000,000	2007/12/04	2009/08/03	150.00
02620	SGA Societe Generale Acceptance N.V. – HSCEI Eur Wt Jun 08 C	200,000,000	2007/12/04	2008/06/27	50.00
02624	SGA Societe Generale Acceptance N.V. – HSCEI Eu Put Wt Jun 08 B	200,000,000	2007/12/04	2008/06/27	50.00
02677	BNP Paribas Arbit Issu B.V. – Cheung Kong Euro Wts Jun 2008	800,000,000	2007/12/05	2008/06/23	128.00
02679	BNP Paribas Arbit Issu B.V. – Cheung Kong Eur Wts Aug 2008 B	800,000,000	2007/12/05	2008/08/18	200.00
02680	BNP Paribas Arbit Issu B.V. – Cheung Kong Euro Wts Sep 2008	800,000,000	2007/12/05	2008/09/01	208.00
02681	BNP Paribas Arbit Issu B.V. – Hutchison Euro Wts Aug 2008	800,000,000	2007/12/05	2008/08/01	120.00
02682	BNP Paribas Arbit Issu B.V. – Hutchison Euro Wts Nov 2008	800,000,000	2007/12/05	2008/11/03	200.00
02683	BNP Paribas Arbit Issu B.V. – Ping An Euro Wts Nov 2008 B	800,000,000	2007/12/05	2008/11/03	200.00
02690	Calyon Fin P (G) Ltd. – HKEx European Warrants Aug 2008	500,000,000	2007/12/05	2008/08/04	192.00
02684	Deutsche Bank AG – HKEx European Warrants Jul 2008 C	800,000,000	2007/12/05	2008/07/21	336.00
02685	Deutsche Bank AG – HKEx European Warrants Jul 2008 D	800,000,000	2007/12/05	2008/07/28	272.00
02686	Deutsche Bank AG – China Tel European Warrants Sep 2008	800,000,000	2007/12/05	2008/09/01	120.00
02687	Deutsche Bank AG – China Tel European Warrants Oct 2008 B	800,000,000	2007/12/05	2008/10/13	128.00
02669	Macquarie Bank Ltd. – BOCL European Warrants Jul 2008 A	388,000,000	2007/12/05	2008/07/30	180.42
02676	Macquarie Bank Ltd. – CHALCO European Warrants Jun 2008 E	388,000,000	2007/12/05	2008/06/27	123.00
02673	Macquarie Bank Ltd. – BOCL European Put Warrants Jul 2008 B	388,000,000	2007/12/05	2008/07/30	171.50
02630	CC Rabobank B.A. – BOCL European Warrants Jul 2008	200,000,000	2007/12/05	2008/07/17	156.00
02631	CC Rabobank B.A. – BOCL European Warrants Aug 2008 C	200,000,000	2007/12/05	2008/08/07	144.00
02632	CC Rabobank B.A. – China Life European Warrants Aug 2008 C	200,000,000	2007/12/05	2008/08/06	174.00
02663	CC Rabobank B.A. – China Life European Warrants Sep 2008 B	200,000,000	2007/12/05	2008/09/22	160.00
02664	CC Rabobank B.A. – HKEx European Warrants Oct 2008 B	400,000,000	2007/12/05	2008/10/06	220.00
02665	CC Rabobank B.A. – ICBC European Warrants Nov 2009	1,200,000,000	2007/12/05	2009/11/02	300.00
02666	CC Rabobank B.A. – Ping An European Warrants Sep 2008	1,000,000,000	2007/12/05	2008/09/11	250.00
02667	CC Rabobank B.A. – Ping An European Warrants Oct 2008	1,000,000,000	2007/12/05	2008/10/22	250.00
02670	SGA Societe Generale Acceptance N.V. – CCoal Eur Wt Jun 2008	200,000,000	2007/12/05	2008/06/16	122.00
02671	SGA Societe Generale Acceptance N.V. – CCoal Eur Wt Aug 2008	200,000,000	2007/12/05	2008/08/04	106.00
02672	UBS AG – BOC HK European Warrants Aug 2008	500,000,000	2007/12/05	2008/08/25	125.00
02674	UBS AG – China Tel European Warrants Jul 2008 A	500,000,000	2007/12/05	2008/07/28	385.00
02675	UBS AG – China Tel European Warrants Jul 2008 B	500,000,000	2007/12/05	2008/07/28	270.00
09835 #	Deutsche Bank AG – China Mobile European Put Wts Apr 2008 D	600,000,000	2007/12/05	2008/04/14	64.80

Main Board Warrants

Code	Derivative warrants	No. of issue (units)	Listing date	Expiry	Amount raised (HK\$ mil.)
01272 #	HK Bank – China Life European Warrants Apr 2008 B	200,000,000	2007/12/05	2008/04/22	68.00
03760 #	HK Bank – China Shenhua European Warrants May 2008	700,000,000	2007/12/05	2008/05/23	336.00
02773	BNP Paribas Arbit Issu B.V. – HSBC European Wts Dec 2008 C	800,000,000	2007/12/06	2008/12/22	120.00
02774	BNP Paribas Arbit Issu B.V. – HSBC European Wts Jul 2009 B	800,000,000	2007/12/06	2009/07/02	120.00
02726	Deutsche Bank AG – Cheung Kong European Warrants Jul 2008	800,000,000	2007/12/06	2008/07/21	200.00
02775	Deutsche Bank AG – CNOOC European Warrants Jun 2008 E	800,000,000	2007/12/06	2008/06/02	216.00
02776	Deutsche Bank AG – HSBC European Warrants Oct 2008	800,000,000	2007/12/06	2008/10/14	128.00
02779	Deutsche Bank AG – Hutchison European Warrants Aug 2008	800,000,000	2007/12/06	2008/08/04	200.00
02780	Goldman Sachs SP (Asia) – BOCL European Warrants Aug 2008	100,000,000	2007/12/06	2008/08/25	64.00
02781	Goldman Sachs SP (Asia) – CC Bank European Warrants Jul 2008	300,000,000	2007/12/06	2008/07/28	45.00
02782	Goldman Sachs SP (Asia) – CM Bank European Warrants Aug 2008	100,000,000	2007/12/06	2008/08/04	64.00
02724	HK Bank – China Life European Warrants Jul 2008 A	280,000,000	2007/12/06	2008/07/15	187.60
02725	HK Bank – China Life European Warrants Jul 2008 B	280,000,000	2007/12/06	2008/07/15	145.60
02794	Lehman Brothers Holdings Inc. – Ch Mobile Eur Wts Jun 2008 B	50,000,000	2007/12/06	2008/06/27	110.40
02795	Lehman Brothers Holdings Inc. – Ch Mobile Eur Wts Jun 2008 C	50,000,000	2007/12/06	2008/06/27	87.10
02796	Lehman Brothers Holdings Inc. – Ch Mobile Eu Put Wt Jun 2008	300,000,000	2007/12/06	2008/06/27	75.90
02797	Lehman Brothers Holdings Inc. – China Coal Eur Wt Jun 2008 A	175,000,000	2007/12/06	2008/06/27	85.23
02798	Lehman Brothers Holdings Inc. – China Coal Eur Wt Jun 2008 B	175,000,000	2007/12/06	2008/06/27	61.43
02799	Lehman Brothers Holdings Inc. – Ping An Euro Wts Jun 2008 A	75,000,000	2007/12/06	2008/06/27	88.50
02850	Lehman Brothers Holdings Inc. – Ping An Euro Wts Jun 2008 B	75,000,000	2007/12/06	2008/06/27	44.40
02851	Lehman Brothers Holdings Inc. – PICC European Wts Jun 2008 B	300,000,000	2007/12/06	2008/06/27	78.00
02852	Lehman Brothers Holdings Inc. – PICC European Wts Jun 2008 C	30,000,000	2007/12/06	2008/06/27	56.10
02853	Lehman Brothers Holdings Inc. – China Life Eur Wt Jun 2008 B	175,000,000	2007/12/06	2008/06/27	97.30
02789	Lehman Brothers Holdings Inc. – PetroChina Eur Wt Jun 2008 A	350,000,000	2007/12/06	2008/06/27	94.15
02790	Lehman Brothers Holdings Inc. – PetroChina Eur Wt Jun 2008 B	35,000,000	2007/12/06	2008/06/27	68.78
02791	Lehman Brothers Holdings Inc. – PetroChina Eur Put Wt Jun 08	300,000,000	2007/12/06	2008/06/27	84.30
02792	Lehman Brothers Holdings Inc. – CNOOC Euro Wts Jun 2008 C	275,000,000	2007/12/06	2008/06/27	86.35
02793	Lehman Brothers Holdings Inc. – CNOOC Euro Wts Jun 2008 D	275,000,000	2007/12/06	2008/06/27	71.23
02783	Lehman Brothers Holdings Inc. – HSBC European Wts Jun 2008	125,000,000	2007/12/06	2008/06/27	78.88
02784	Lehman Brothers Holdings Inc. – Sinopec Euro Wts Jun 2008 B	350,000,000	2007/12/06	2008/06/27	87.85
02785	Lehman Brothers Holdings Inc. – Sinopec Euro Wts Jun 2008 C	50,000,000	2007/12/06	2008/06/27	99.00
02786	Lehman Brothers Holdings Inc. – China Tel Eur Wts Jun 2008 A	75,000,000	2007/12/06	2008/06/27	90.23
02787	Lehman Brothers Holdings Inc. – China Tel Eur Wts Jun 2008 B	75,000,000	2007/12/06	2008/06/27	70.65
02691	SGA Societe Generale Acceptance N.V. – BOCL Eur Wts Jan 2011	500,000,000	2007/12/06	2011/01/04	75.00
02692	SGA Societe Generale Acceptance N.V. – BOCHK Eur Wt Aug 2008	500,000,000	2007/12/06	2008/08/28	145.00
02693	SGA Societe Generale Acceptance N.V. – CLife Eu Put Wt Aug08	300,000,000	2007/12/06	2008/08/04	204.00
02694	SGA Societe Generale Acceptance N.V. – CLife Eu Put Wt Nov08	300,000,000	2007/12/06	2008/11/03	306.00
02695	SGA Societe Generale Acceptance N.V. – Shenhua Eur Wt Sep 08	200,000,000	2007/12/06	2008/09/29	294.00
02696	SGA Societe Generale Acceptance N.V. – Shenhua Eur Wt Sep 09	500,000,000	2007/12/06	2009/09/28	125.00
02697	SGA Societe Generale Acceptance N.V. – FIH Eur Wt Sep 2008 A	500,000,000	2007/12/06	2008/09/08	180.00
02699	SGA Societe Generale Acceptance N.V. – FIH Eur Wt Sep 2008 B	500,000,000	2007/12/06	2008/09/29	150.00
02723	SGA Societe Generale Acceptance N.V. – HWL Eur Wt Nov 2008 B	1,000,000,000	2007/12/06	2008/11/11	150.00
04550 #	CC Rabobank B.A. – Ping An European Warrants Jun 2008	800,000,000	2007/12/06	2008/06/16	108.80
02858	ABN AMRO Bank N.V. – Ch Comm Cons European Wts Jun 2008 C	368,000,000	2007/12/07	2008/06/10	103.04

Main Board Warrants

Code	Derivative warrants	No. of issue (units)	Listing date	Expiry	Amount raised (HK\$ mil.)
02859	ABN AMRO Bank N.V. – Ping An European Warrants Jun 2008 G	888,000,000	2007/12/07	2008/06/23	222.00
02860	ABN AMRO Bank N.V. – SHK Ppt European Warrants Jun 2008 B	488,000,000	2007/12/07	2008/06/10	126.88
02863	ABN AMRO Bank N.V. – PICC P&C European Warrants Jun 2008 A	688,000,000	2007/12/07	2008/06/10	192.64
02864	ABN AMRO Bank N.V. – PICC P&C European Warrants Jun 2008 B	688,000,000	2007/12/07	2008/06/30	172.00
02861	Goldman Sachs SP (Asia) – China Life European Wts Aug 2008	200,000,000	2007/12/07	2008/08/04	112.00
02862	Goldman Sachs SP (Asia) – China Mobile European Wts Jun 2008	400,000,000	2007/12/07	2008/06/23	100.00
02854	SGA Societe Generale Acceptance N.V. – BOCHK Eur Wt Jun 2008	200,000,000	2007/12/07	2008/06/13	66.00
02855	SGA Societe Generale Acceptance N.V. – FIH Euro Wts Jun 2008	100,000,000	2007/12/07	2008/06/13	40.00
02856	SGA Societe Generale Acceptance N.V. – Huaneng Eur Wt Dec 08	100,000,000	2007/12/07	2008/12/01	25.00
02857	SGA Societe Generale Acceptance N.V. – SH PC Eur Wt Feb 2009	300,000,000	2007/12/07	2009/02/27	45.00
03617 *	Deutsche Bank AG – China Life European Warrants Apr 2008 A	1,100,000,000	2007/12/07	2008/04/07	495.00
09187 *	Deutsche Bank AG – HSI European Put Warrants Apr 2008 B	1,100,000,000	2007/12/07	2008/04/29	160.60
01023	ABN AMRO Bank N.V. – SHK Ppt European Warrants Jun 2008 C	488,000,000	2007/12/10	2008/06/16	131.76
01024	ABN AMRO Bank N.V. – SHK Ppt European Warrants Jun 2008 D	488,000,000	2007/12/10	2008/06/23	122.00
02891	BNP Paribas Arbit Issu B.V. – CHALCO European Wts Aug 2008	800,000,000	2007/12/10	2008/08/11	336.00
02892	BNP Paribas Arbit Issu B.V. – CHALCO European Wts Nov 2008	800,000,000	2007/12/10	2008/11/17	328.00
01009	BNP Paribas Arbit Issu B.V. – China Tel Euro Wts Nov 2008	600,000,000	2007/12/10	2008/11/17	96.00
02897	BNP Paribas Arbit Issu B.V. – Ch Mobile Euro Wts Oct 2008	800,000,000	2007/12/10	2008/10/20	232.00
02896	BNP Paribas Arbit Issu B.V. – Ch Mobile Euro Wts Aug 2008 B	800,000,000	2007/12/10	2008/08/11	216.00
01006	BNP Paribas Arbit Issu B.V. – Ch Mobile Euro Wts Nov 2008	800,000,000	2007/12/10	2008/11/24	208.00
01007	BNP Paribas Arbit Issu B.V. – Ch Mobile Eur Put Wts Aug 2008	800,000,000	2007/12/10	2008/08/01	224.00
01008	BNP Paribas Arbit Issu B.V. – Ch Mobile Eu Put Wt Oct 2008 A	800,000,000	2007/12/10	2008/10/13	296.00
02894	BNP Paribas Arbit Issu B.V. – China Coal Euro Wts Jun 2008	800,000,000	2007/12/10	2008/06/10	368.00
02893	BNP Paribas Arbit Issu B.V. – China Coal Euro Wts Apr 2008	400,000,000	2007/12/10	2008/04/18	108.00
02895	BNP Paribas Arbit Issu B.V. – China Coal Euro Wts Aug 2008	800,000,000	2007/12/10	2008/08/11	320.00
01025	Credit Suisse – HSI European Warrants Jun 2008	100,000,000	2007/12/10	2008/06/27	25.00
01029	Credit Suisse – HSI European Put Warrants Jun 2008	100,000,000	2007/12/10	2008/06/27	25.00
01020	Credit Suisse – PetroChina European Warrants Aug 2008	388,000,000	2007/12/10	2008/08/25	97.00
01021	Credit Suisse – Ping An European Warrants Dec 2008 A	388,000,000	2007/12/10	2008/12/01	97.00
01022	Credit Suisse – Ping An European Warrants Dec 2008 B	388,000,000	2007/12/10	2008/12/22	97.00
01026	Deutsche Bank AG – CHALCO European Warrants Jun 2008 C	600,000,000	2007/12/10	2008/06/27	222.00
01027	Deutsche Bank AG – BOCL European Warrants Dec 2010 B	800,000,000	2007/12/10	2010/12/13	120.00
01028	Deutsche Bank AG – Jiangxi Copper European Wts Jun 2008 B	600,000,000	2007/12/10	2008/06/27	228.00
02873	HK Bank – Air China European Warrants Aug 2008	280,000,000	2007/12/10	2008/08/06	70.00
02874	HK Bank – China Coal European Warrants Aug 2008	280,000,000	2007/12/10	2008/08/06	134.40
02875	HK Bank – China Netcom European Warrants Aug 2008	280,000,000	2007/12/10	2008/08/06	109.20
02876	HK Bank – China Unicom European Warrants Aug 2008	280,000,000	2007/12/10	2008/08/06	89.60
02879	HK Bank – Maanshan Iron European Warrants Aug 2008	280,000,000	2007/12/10	2008/08/06	327.60
02881	HK Bank – Sh Petrochem European Warrants Aug 2008	280,000,000	2007/12/10	2008/08/06	235.20
02886	Macquarie Bank Ltd. – Huaneng Power European Wts Jan 2009	200,000,000	2007/12/10	2009/01/29	50.00
02887	Macquarie Bank Ltd. – PCCW European Warrants Jun 2008 B	200,000,000	2007/12/10	2008/06/27	78.00
02890	Macquarie Bank Ltd. – SHK Ppt European Warrants Jun 2008	400,000,000	2007/12/10	2008/06/27	100.80
02865	Merrill Lynch Int'l & Co. C.V. – CC Bank Euro Wts Sep 2009	500,000,000	2007/12/10	2009/09/09	125.00
02869	Merrill Lynch Int'l & Co. C.V. – Ch Mobile Euro Wts Sep 2008	800,000,000	2007/12/10	2008/09/09	200.00

Main Board Warrants

Code	Derivative warrants	No. of issue (units)	Listing date	Expiry	Amount raised (HK\$ mil.)
02870	Merrill Lynch Int'l & Co. C.V. – Sinopec Euro Wts Dec 2008	500,000,000	2007/12/10	2008/12/09	125.00
02867	Merrill Lynch Int'l & Co. C.V. – China Life Eur Wts Jul 2008	500,000,000	2007/12/10	2008/07/09	200.00
02871	Merrill Lynch Int'l & Co. C.V. – Ping An Euro Wts Jun 2009	800,000,000	2007/12/10	2009/06/09	200.00
02872	Merrill Lynch Int'l & Co. C.V. – SHK Ppt Euro Wts Sep 2008	800,000,000	2007/12/10	2008/09/09	200.00
01014	CC Rabobank B.A. – Foxconn European Warrants Sep 2008	500,000,000	2007/12/10	2008/09/17	195.00
01019	CC Rabobank B.A. – Foxconn European Warrants Oct 2008	500,000,000	2007/12/10	2008/10/20	175.00
02884	SGA Societe Generale Acceptance N.V. – CLife Eur Wt Jun 08 B	300,000,000	2007/12/10	2008/06/23	141.00
02885	SGA Societe Generale Acceptance N.V. – CLife Eur Wt Jul 08 B	300,000,000	2007/12/10	2008/07/21	207.00
09360 #	BNP Paribas Arbit Issu B.V. – HSI Euro Put Wts Apr 2008 D	400,000,000	2007/12/10	2008/04/29	72.00
09365 #	BNP Paribas Arbit Issu B.V. – HSI Euro Put Wts May 2008 D	400,000,000	2007/12/10	2008/05/29	68.00
06863 #	Deutsche Bank AG – Ping An European Warrants Oct 2008	1,100,000,000	2007/12/10	2008/10/13	234.30
01087	BNP Paribas Arbit Issu B.V. – BOC HK European Wts Jun 2008	400,000,000	2007/12/11	2008/06/10	68.00
01089	BNP Paribas Arbit Issu B.V. – BOC HK European Wts Oct 2008	400,000,000	2007/12/11	2008/10/27	104.00
01090	BNP Paribas Arbit Issu B.V. – Ch Comm Cons Eur Wt Aug 2008 C	800,000,000	2007/12/11	2008/08/11	208.00
01091	BNP Paribas Arbit Issu B.V. – Ch Comm Cons Euro Wts Sep 2008	800,000,000	2007/12/11	2008/09/29	224.00
01092	BNP Paribas Arbit Issu B.V. – CNOOC European Wts Aug 2008	800,000,000	2007/12/11	2008/08/01	208.00
01095	BNP Paribas Arbit Issu B.V. – CNOOC European Wts Oct 2008 C	800,000,000	2007/12/11	2008/10/10	200.00
01085	BNP Paribas Arbit Issu B.V. – HSI European Wts Jul 2008 A	800,000,000	2007/12/11	2008/07/30	200.00
01086	BNP Paribas Arbit Issu B.V. – HSI European Wts Jul 2008 B	800,000,000	2007/12/11	2008/07/30	200.00
01096	BNP Paribas Arbit Issu B.V. – HSI Euro Put Wts Jul 2008 C	800,000,000	2007/12/11	2008/07/30	200.00
01099	BNP Paribas Arbit Issu B.V. – HSI Euro Put Wts Jul 2008 D	800,000,000	2007/12/11	2008/07/30	200.00
01121	Calyon Fin P (G) Ltd. – China Mobile European Wts Oct 2008	500,000,000	2007/12/11	2008/10/03	147.00
01127	Calyon Fin P (G) Ltd. – Sinopec Corp European Wts Aug 2008 A	300,000,000	2007/12/11	2008/08/04	80.40
01035	Calyon Fin P (G) Ltd. – PetroChina European Wts Jul 2008 C	300,000,000	2007/12/11	2008/07/03	96.00
01039	Calyon Fin P (G) Ltd. – Ping An European Warrants Oct 2008 B	500,000,000	2007/12/11	2008/10/03	127.00
01101	Deutsche Bank AG – CC Bank European Warrants Oct 2008 C	800,000,000	2007/12/11	2008/10/20	120.00
01102	Deutsche Bank AG – China Life European Warrants Jun 2008 D	800,000,000	2007/12/11	2008/06/16	536.00
01106	Deutsche Bank AG – Ping An European Warrants Jun 2008 D	800,000,000	2007/12/11	2008/06/30	120.00
01103	Deutsche Bank AG – Hutchison European Put Warrants Oct 2008	600,000,000	2007/12/11	2008/10/13	150.00
01119	Goldman Sachs SP (Asia) – A50 China European Wts Jun 2008	200,000,000	2007/12/11	2008/06/23	72.00
01082	J P Morgan SP BV – Ch Molybdenum European Warrants Sep 2008	250,000,000	2007/12/11	2008/09/16	100.50
01081	J P Morgan SP BV – Ch Mobile European Warrants Jun 2008	388,000,000	2007/12/11	2008/06/27	99.33
01084	J P Morgan SP BV – Ping An European Warrants Jun 2008 B	288,000,000	2007/12/11	2008/06/16	46.37
01113	KBC Fin Products Int'l Ltd. – Ch Mobile Euro Wts Nov 2008 A	598,000,000	2007/12/11	2008/11/03	197.34
01115	KBC Fin Products Int'l Ltd. – Ch Mobile Euro Wts Nov 2008 B	618,000,000	2007/12/11	2008/11/03	197.76
01117	KBC Fin Products Int'l Ltd. – Ch Mobile Euro Wts Nov 2008 C	738,000,000	2007/12/11	2008/11/10	199.26
01107	KBC Fin Products Int'l Ltd. – BOCL European Wts Jun 2008 B	298,000,000	2007/12/11	2008/06/11	193.70
01112	KBC Fin Products Int'l Ltd. – China Life Euro Wts Aug 2008 A	438,000,000	2007/12/11	2008/08/04	197.10
01061	Macquarie Bank Ltd. – CITIC Bank European Wts Jun 2008 A	150,000,000	2007/12/11	2008/06/27	112.35
01066	Macquarie Bank Ltd. – CITIC Bank European Wts Jun 2008 B	200,000,000	2007/12/11	2008/06/27	114.20
01069	Macquarie Bank Ltd. – Jiangxi Copper European Wts Apr 2008	400,000,000	2007/12/11	2008/04/08	68.80
01067	Macquarie Bank Ltd. – A50 China European Warrants Jun 2008	250,000,000	2007/12/11	2008/06/27	70.75
01128	Standard Bank PLC – Ch Comm Cons European Wts Sep 2008 A	300,000,000	2007/12/11	2008/09/01	185.70
01134	Standard Bank PLC – Ch Comm Cons European Wts Sep 2008 B	300,000,000	2007/12/11	2008/09/01	141.90

Main Board Warrants

Code	Derivative warrants	No. of issue (units)	Listing date	Expiry	Amount raised (HK\$ mil.)
01144	Standard Bank PLC – China Everbright European Wts Nov 2010	300,000,000	2007/12/11	2010/11/01	75.30
01040	SGA Societe Generale Acceptance N.V. – CHALCO Eu Wt Aug 2008	100,000,000	2007/12/11	2008/08/18	47.50
01042	SGA Societe Generale Acceptance N.V. – CP&CC Eur Wt Oct 2008	500,000,000	2007/12/11	2008/10/27	135.00
01056	SGA Societe Generale Acceptance N.V. – SHK P Eur Wt Oct 08 A	500,000,000	2007/12/11	2008/10/02	153.00
01057	SGA Societe Generale Acceptance N.V. – SHK P Eur Wt Oct 08 B	500,000,000	2007/12/11	2008/10/29	145.00
01074	SGA Societe Generale Acceptance N.V. – AUD/USD Eur Wt Sep 08	100,000,000	2007/12/11	2008/09/01	25.50
01079	SGA Societe Generale Acceptance N.V. – AUD/USD Eu Put Wt Sep 08	100,000,000	2007/12/11	2008/09/01	25.50
01048	SGA Societe Generale Acceptance N.V. – HSCEI Eur Wt Jun 08 D	200,000,000	2007/12/11	2008/06/27	50.00
01054	SGA Societe Generale Acceptance N.V. – HSCEI Eu Put Wt Jun 08 E	200,000,000	2007/12/11	2008/06/27	50.00
01075	SGA Societe Generale Acceptance N.V. – USD/YEN Eur Wt Sep 08	100,000,000	2007/12/11	2008/09/01	26.00
01080	SGA Societe Generale Acceptance N.V. – USD/YEN Eu Put Wt Sep 08	100,000,000	2007/12/11	2008/09/01	26.50
01030	UBS AG – Sinopec Corp European Warrants Jun 2008	500,000,000	2007/12/11	2008/06/30	125.00
01032	UBS AG – China Life European Warrants Jul 2008 A	500,000,000	2007/12/11	2008/07/28	215.00
01034	UBS AG – China Life European Warrants Jul 2008 B	500,000,000	2007/12/11	2008/07/28	155.00
07539 #	ABN AMRO Bank N.V. – PetroChina European Warrants May 2008 D	600,000,000	2007/12/11	2008/05/16	121.80
01423 #	Deutsche Bank AG – BankComm European Warrants Jul 2008 A	1,400,000,000	2007/12/11	2008/07/02	305.20
09885 #	Deutsche Bank AG – PetroChina European Warrants May 2008	1,400,000,000	2007/12/11	2008/05/20	246.40
09666 #	KBC Fin Products Int'l Ltd. – China Tel Euro Wts May 2008	100,000,000	2007/12/11	2008/05/02	148.00
05843 #	KBC Fin Products Int'l Ltd. – HSBC European Wts Feb 2008 C	400,000,000	2007/12/11	2008/02/11	90.40
01147	ABN AMRO Bank N.V. – China Life European Warrants Jul 2008 A	188,000,000	2007/12/12	2008/07/14	122.20
01158	Goldman Sachs SP (Asia) – PetroChina European Wts Jul 2008	200,000,000	2007/12/12	2008/07/21	54.00
01145	HK Bank – Ch Oilfield European Warrants Aug 2008	280,000,000	2007/12/12	2008/08/06	103.60
01146	HK Bank – Shanghai Electric European Warrants Aug 2008	280,000,000	2007/12/12	2008/08/06	417.20
01154	J P Morgan SP BV – HS Bank European Warrants Oct 2008	200,000,000	2007/12/12	2008/10/30	51.20
01156	J P Morgan SP BV – Henderson Land European Warrants Jun 2008	100,000,000	2007/12/12	2008/06/27	84.20
01157	J P Morgan SP BV – New World Dev European Warrants Jun 2008	200,000,000	2007/12/12	2008/06/13	53.80
01148	J P Morgan SP BV – BEA European Warrants Jun 2008	100,000,000	2007/12/12	2008/06/27	34.20
01153	J P Morgan SP BV – Ch Southern Air European Wts Feb 2009	120,000,000	2007/12/12	2009/02/27	45.72
01151	J P Morgan SP BV – CM Bank European Warrants Jun 2008	200,000,000	2007/12/12	2008/06/13	82.80
01152	J P Morgan SP BV – Sinopec Corp European Warrants Jun 2008	388,000,000	2007/12/12	2008/06/27	97.39
01150	J P Morgan SP BV – Belle Int'l European Warrants Aug 2008	200,000,000	2007/12/12	2008/08/08	51.80
01162	KBC Fin Products Int'l Ltd. – CC Bank Euro Wts Jun 2008 A	138,000,000	2007/12/12	2008/06/12	97.98
01165	KBC Fin Products Int'l Ltd. – CC Bank Euro Wts Jun 2008 B	238,000,000	2007/12/12	2008/06/12	99.96
01167	KBC Fin Products Int'l Ltd. – CC Bank Euro Wts Jun 2008 C	308,000,000	2007/12/12	2008/06/12	98.56
01210	ABN AMRO Bank N.V. – PetroChina European Warrants May 2008 I	538,000,000	2007/12/13	2008/05/05	139.88
01209	Calyon Fin P (G) Ltd. – China Coal European Wts Jul 2008 B	300,000,000	2007/12/13	2008/07/03	127.80
01181	Citigroup Global Mkt H Inc. – Ch Comm Cons Euro Wts Aug 2008	140,000,000	2007/12/13	2008/08/11	61.60
01183	Citigroup Global Mkt H Inc. – Ch Comm Cons Euro Wts Sep 2008	140,000,000	2007/12/13	2008/09/18	58.80
01197	Citigroup Global Mkt H Inc. – CM Bank European Wts Aug 2008	180,000,000	2007/12/13	2008/08/25	72.00
01204	Citigroup Global Mkt H Inc. – CM Bank European Wts Oct 2008	160,000,000	2007/12/13	2008/10/20	67.20
01206	Citigroup Global Mkt H Inc. – MTRC European Wts Sep 2008 A	180,000,000	2007/12/13	2008/09/18	75.60
01392	Deutsche Bank AG – BOCL European Warrants Jun 2008 B	600,000,000	2007/12/13	2008/06/16	330.00
01394	Deutsche Bank AG – HSBC European Warrants Dec 2008	800,000,000	2007/12/13	2008/12/22	120.00
01216	Deutsche Bank AG – China Coal European Warrants Jun 2008 A	600,000,000	2007/12/13	2008/06/27	342.00

Main Board Warrants

Code	Derivative warrants	No. of issue (units)	Listing date	Expiry	Amount raised (HK\$ mil.)
01219	Deutsche Bank AG – China Coal European Warrants Jun 2008 B	600,000,000	2007/12/13	2008/06/27	264.00
01385	KBC Fin Products Int'l Ltd. – HSBC European Wts Jun 2008 H	188,000,000	2007/12/13	2008/06/13	97.76
01390	KBC Fin Products Int'l Ltd. – HSBC European Put Wts Jun 2008	108,000,000	2007/12/13	2008/06/13	97.20
01384	KBC Fin Products Int'l Ltd. – Ch Comm Cons Eur Wt Aug 2008 A	400,000,000	2007/12/13	2008/08/01	100.00
01381	KBC Fin Products Int'l Ltd. – Ch Comm Cons Eur Wt Jul 2008 A	338,000,000	2007/12/13	2008/07/10	98.02
01391	KBC Fin Products Int'l Ltd. – Sinopec Euro Wts Jul 2008 B	400,000,000	2007/12/13	2008/07/03	100.00
01214	Macquarie Bank Ltd. – Hang Seng Bank European Wts Jan 2009	388,000,000	2007/12/13	2009/01/29	97.78
03471 #	Citigroup Global Mkt H Inc. – Link REIT Euro Wts Mar 2008	240,000,000	2007/12/13	2008/03/17	27.36
01580 #	Deutsche Bank AG – CNOOC European Warrants Jun 2008 B	1,000,000,000	2007/12/13	2008/06/16	176.00
07984 #	UBS AG – BOC HK European Warrants Feb 2008	700,000,000	2007/12/13	2008/02/11	105.00
01427 #	UBS AG – BOCL European Warrants Dec 2010 A	1,000,000,000	2007/12/13	2010/12/13	137.00
01676	ABN AMRO Bank N.V. – China Railway European Wts Aug 2008	1,088,000,000	2007/12/14	2008/08/28	272.00
01678	ABN AMRO Bank N.V. – China Railway European Wts Sep 2008	1,088,000,000	2007/12/14	2008/09/30	272.00
01679	ABN AMRO Bank N.V. – China Railway European Wts Oct 2008	1,088,000,000	2007/12/14	2008/10/30	272.00
01693	ABN AMRO Bank N.V. – China Railway European Wts Jun 2008 A	1,088,000,000	2007/12/14	2008/06/30	272.00
01811	BNP Paribas Arbit Issu B.V. – Angang Steel Euro Wts Sep 2008	300,000,000	2007/12/14	2008/09/22	183.00
01814	BNP Paribas Arbit Issu B.V. – CC Bank European Wts Jul 2008	800,000,000	2007/12/14	2008/07/21	128.00
01815	BNP Paribas Arbit Issu B.V. – Ch Railway Euro Wts Jun 2008 B	800,000,000	2007/12/14	2008/06/16	216.00
01816	BNP Paribas Arbit Issu B.V. – Ch Railway Euro Wts Aug 2008 A	800,000,000	2007/12/14	2008/08/11	232.00
01491	BNP Paribas Arbit Issu B.V. – Ch Railway Euro Wts Jun 2008 A	800,000,000	2007/12/14	2008/06/16	200.00
01492	BNP Paribas Arbit Issu B.V. – Ch Railway Euro Wts Jul 2008 A	800,000,000	2007/12/14	2008/07/21	200.00
01493	BNP Paribas Arbit Issu B.V. – Ch Railway Euro Wts Sep 2008 A	800,000,000	2007/12/14	2008/09/08	208.00
01494	BNP Paribas Arbit Issu B.V. – Ch Railway Euro Wts Oct 2008	800,000,000	2007/12/14	2008/10/27	216.00
01495	BNP Paribas Arbit Issu B.V. – Ch Railway Euro Wts Nov 2008	800,000,000	2007/12/14	2008/11/28	216.00
01817	BNP Paribas Arbit Issu B.V. – A50 China Euro Wts Sep 2008	400,000,000	2007/12/14	2008/09/29	180.00
01819	BNP Paribas Arbit Issu B.V. – JX Copper Euro Wts Jul 2008	500,000,000	2007/12/14	2008/07/21	225.00
01820	BNP Paribas Arbit Issu B.V. – ICBC European Wts Oct 2008	800,000,000	2007/12/14	2008/10/09	120.00
01821	BNP Paribas Arbit Issu B.V. – ICBC European Wts Jan 2009	800,000,000	2007/12/14	2009/01/19	120.00
01694	Calyon Fin P (G) Ltd. – China Life European Wts Aug 2008 B	200,000,000	2007/12/14	2008/08/04	134.00
01695	Calyon Fin P (G) Ltd. – China Life European Wts Aug 2008 C	300,000,000	2007/12/14	2008/08/04	172.20
01496	Calyon Fin P (G) Ltd. – China Railway European Wts Aug 2008	200,000,000	2007/12/14	2008/08/04	50.80
01497	Calyon Fin P (G) Ltd. – China Railway European Wts Dec 2008	300,000,000	2007/12/14	2008/12/31	75.90
01498	Calyon Fin P (G) Ltd. – Sinopec Corp European Wts Aug 2008 B	300,000,000	2007/12/14	2008/08/04	81.90
01499	Calyon Fin P (G) Ltd. – MTRC European Warrants Jul 2008	300,000,000	2007/12/14	2008/07/02	101.70
01698	Citigroup Global Mkt H Inc. – Ch Railway Euro Wts Sep 2008	260,000,000	2007/12/14	2008/09/22	67.60
01699	Citigroup Global Mkt H Inc. – Ch Railway Euro Wts Nov 2008	260,000,000	2007/12/14	2008/11/24	65.00
01690	Credit Suisse – China Railway European Warrants Nov 2008 A	388,000,000	2007/12/14	2008/11/24	97.00
01691	Credit Suisse – China Railway European Warrants Jan 2009 A	388,000,000	2007/12/14	2009/01/12	97.00
01692	Credit Suisse – China Railway European Warrants Jan 2009 B	388,000,000	2007/12/14	2009/01/30	97.00
01500	Deutsche Bank AG – China Railway European Wts Jul 2008 A	1,000,000,000	2007/12/14	2008/07/21	250.00
01515	Deutsche Bank AG – China Railway European Wts Aug 2008 A	1,000,000,000	2007/12/14	2008/08/25	250.00
01600	Deutsche Bank AG – China Railway European Warrants Sep 2008	1,000,000,000	2007/12/14	2008/09/29	250.00
01481	Fortis Bank S.A./N.V. – China Railway European Wts Aug 2009	495,000,000	2007/12/14	2009/08/28	124.74
01482	HK Bank – BOCL European Put Warrants Aug 2008	280,000,000	2007/12/14	2008/08/08	126.00

Main Board Warrants

Code	Derivative warrants	No. of issue (units)	Listing date	Expiry	Amount raised (HK\$ mil.)
01483	HK Bank – CC Bank European Put Warrants Aug 2008	280,000,000	2007/12/14	2008/08/08	182.00
01484	HK Bank – China Life European Put Warrants Aug 2008	280,000,000	2007/12/14	2008/08/08	142.80
01486	HK Bank – China Mobile European Put Warrants Aug 2008	280,000,000	2007/12/14	2008/08/08	380.80
01487	HK Bank – CNOOC European Put Warrants Aug 2008	280,000,000	2007/12/14	2008/08/08	515.20
01488	HK Bank – PetroChina European Put Warrants Aug 2008	280,000,000	2007/12/14	2008/08/08	70.00
01801	J P Morgan SP BV – China Railway European Wts Jun 2008 A	300,000,000	2007/12/14	2008/06/16	75.60
01802	J P Morgan SP BV – China Railway European Warrants Aug 2008	300,000,000	2007/12/14	2008/08/29	79.20
01804	J P Morgan SP BV – Zhuzhou CSR European Warrants Sep 2008	188,000,000	2007/12/14	2008/09/08	67.68
01803	J P Morgan SP BV – Denway European Warrants Jun 2010	288,000,000	2007/12/14	2010/06/29	72.00
01681	KBC Fin Products Int'l Ltd. – Ch Railway Euro Wts Jul 2008 A	400,000,000	2007/12/14	2008/07/14	100.00
01680	KBC Fin Products Int'l Ltd. – Ch Railway Euro Wts Jun 2008 A	400,000,000	2007/12/14	2008/06/16	100.00
01682	KBC Fin Products Int'l Ltd. – Ch Railway Euro Wts Aug 2008 A	400,000,000	2007/12/14	2008/08/01	100.00
01683	KBC Fin Products Int'l Ltd. – Ch Railway Euro Wts Aug 2008 B	400,000,000	2007/12/14	2008/08/15	100.00
01805	Macquarie Bank Ltd. – China Railway European Wts Jul 2008 A	368,000,000	2007/12/14	2008/07/30	96.42
01806	Macquarie Bank Ltd. – China Railway European Wts Jun 2008 A	400,000,000	2007/12/14	2008/06/27	102.40
01807	Macquarie Bank Ltd. – China Railway European Wts Jun 2008 B	388,000,000	2007/12/14	2008/06/27	97.78
01809	Macquarie Bank Ltd. – China Railway European Wts Aug 2008	338,000,000	2007/12/14	2008/08/28	90.25
01810	Macquarie Bank Ltd. – China Railway European Wts Dec 2008	100,000,000	2007/12/14	2008/12/30	160.20
01651	CC Rabobank B.A. – CC Bank European Warrants Sep 2008	1,000,000,000	2007/12/14	2008/09/30	250.00
01653	CC Rabobank B.A. – China Life European Warrants Sep 2008	200,000,000	2007/12/14	2008/09/05	170.00
01654	CC Rabobank B.A. – Ch Mobile European Warrants Aug 2008 B	600,000,000	2007/12/14	2008/08/08	156.00
01655	CC Rabobank B.A. – Ch Mobile European Warrants Oct 2008 D	600,000,000	2007/12/14	2008/10/06	156.00
01656	CC Rabobank B.A. – China Railway European Wts Jun 2008 A	150,000,000	2007/12/14	2008/06/16	177.00
01657	CC Rabobank B.A. – China Railway European Wts Jun 2008 B	150,000,000	2007/12/14	2008/06/16	157.50
01658	CC Rabobank B.A. – China Railway European Wts Jun 2008 C	150,000,000	2007/12/14	2008/06/16	135.00
01659	CC Rabobank B.A. – Henderson Land Dev European Wts Jun 2008	120,000,000	2007/12/14	2008/06/20	156.00
01660	CC Rabobank B.A. – PetroChina European Warrants Oct 2008 D	600,000,000	2007/12/14	2008/10/27	168.00
01675	CC Rabobank B.A. – Ping An European Warrants Jul 2008	1,000,000,000	2007/12/14	2008/07/18	250.00
01696	Standard Bank PLC – China Railway European Wts Sep 2008 A	300,000,000	2007/12/14	2008/09/01	75.60
01697	Standard Bank PLC – China Railway European Wts Oct 2008 A	300,000,000	2007/12/14	2008/10/02	75.60
01395	SGA Societe Generale Acceptance N.V. – CRail Eur Wt Jun 08 A	100,000,000	2007/12/14	2008/06/16	83.00
01396	SGA Societe Generale Acceptance N.V. – CRail Eur Wt Jun 08 B	100,000,000	2007/12/14	2008/06/30	72.00
01397	SGA Societe Generale Acceptance N.V. – CRail Eur Wt Jul 08 A	100,000,000	2007/12/14	2008/07/28	67.00
01480	SGA Societe Generale Acceptance N.V. – CRail Eur Wt Sep 2008	100,000,000	2007/12/14	2008/09/16	66.00
01684	UBS AG – Bank of EA European Warrants Oct 2008 B	500,000,000	2007/12/14	2008/10/20	250.00
01685	UBS AG – HK Gas European Warrants Sep 2008 B	500,000,000	2007/12/14	2008/09/22	125.00
01689	UBS AG – HK Gas European Warrants Sep 2009	500,000,000	2007/12/14	2009/09/21	250.00
01647	UBS AG – China Railway European Warrants Jul 2008 A	500,000,000	2007/12/14	2008/07/28	125.00
01648	UBS AG – China Railway European Warrants Sep 2008 A	500,000,000	2007/12/14	2008/09/22	125.00
01649	UBS AG – China Railway European Warrants Oct 2008	500,000,000	2007/12/14	2008/10/20	125.00
01650	UBS AG – China Railway European Warrants Apr 2009	500,000,000	2007/12/14	2009/04/20	125.00
02274 #	Goldman Sachs SP (Asia) – A50 China European Wts Aug 2008	212,000,000	2007/12/14	2008/08/25	64.66
01672 #	KBC Fin Products Int'l Ltd. – Ch Mobile Euro Wts May 2008 D	540,000,000	2007/12/14	2008/05/15	99.36
01918 #	KBC Fin Products Int'l Ltd. – Ch Mobile Euro Wts May 2008 E	662,000,000	2007/12/14	2008/05/05	88.05

Main Board Warrants

Code	Derivative warrants	No. of issue (units)	Listing date	Expiry	Amount raised (HK\$ mil.)
01825	ABN AMRO Bank N.V. – China Railway European Wts Jun 2008 B	1,088,000,000	2007/12/17	2008/06/17	326.40
01826	ABN AMRO Bank N.V. – China Railway European Wts Jun 2008 C	1,088,000,000	2007/12/17	2008/06/23	315.52
01827	ABN AMRO Bank N.V. – China Railway European Wts Jun 2008 D	1,088,000,000	2007/12/17	2008/06/30	304.64
01829	ABN AMRO Bank N.V. – China Railway European Wts Jun 2008 E	1,088,000,000	2007/12/17	2008/06/17	272.00
01822	Credit Suisse – China Railway European Warrants Jan 2009 C	388,000,000	2007/12/17	2009/01/23	97.00
01824	Credit Suisse – China Railway European Warrants Feb 2009	388,000,000	2007/12/17	2009/02/16	97.00
01830	KBC Fin Products Int'l Ltd. – Ch Railway Euro Wts Jun 2008 B	400,000,000	2007/12/17	2008/06/17	100.00
06161 #	HK Bank – Air China European Warrants Jun 2008	200,000,000	2007/12/17	2008/06/06	29.40
05583 #	HK Bank – BOCL European Warrants Mar 2008 B	100,000,000	2007/12/17	2008/03/14	13.20
05824 #	Macquarie Bank Ltd. – CHALCO European Warrants Feb 2008	500,000,000	2007/12/17	2008/02/28	162.50
04354	ABN AMRO Bank N.V. – SHK Ppt European Put Warrants Aug 2008	488,000,000	2007/12/18	2008/08/11	122.00
04355	ABN AMRO Bank N.V. – SHK Ppt European Put Warrants Jun 2008	488,000,000	2007/12/18	2008/06/18	141.52
04345	BNP Paribas Arbit Issu B.V. – HSBC European Wts Jul 2008 C	500,000,000	2007/12/18	2008/07/14	445.00
04346	BNP Paribas Arbit Issu B.V. – HSBC European Wts Sep 2008	500,000,000	2007/12/18	2008/09/16	400.00
04347	BNP Paribas Arbit Issu B.V. – MTRC European Wts Jul 2008	300,000,000	2007/12/18	2008/07/21	105.00
04348	BNP Paribas Arbit Issu B.V. – MTRC European Wts Feb 2009	300,000,000	2007/12/18	2009/02/23	102.00
01994	Calyon Fin P (G) Ltd. – BOCL European Warrants Oct 2008 A	200,000,000	2007/12/18	2008/10/06	182.00
01995	Calyon Fin P (G) Ltd. – BOCL European Warrants Oct 2008 B	200,000,000	2007/12/18	2008/10/06	134.00
01996	Calyon Fin P (G) Ltd. – CC Bank European Warrants Jul 2009	300,000,000	2007/12/18	2009/07/03	77.70
01998	Calyon Fin P (G) Ltd. – China Mobile European Wts Nov 2008	300,000,000	2007/12/18	2008/11/03	85.80
01999	Calyon Fin P (G) Ltd. – Sinopec Corp European Wts Sep 2008	300,000,000	2007/12/18	2008/09/03	79.80
04334	Calyon Fin P (G) Ltd. – Sinopec Corp European Wts Dec 2008 B	300,000,000	2007/12/18	2008/12/31	80.40
04339	Calyon Fin P (G) Ltd. – China Tel European Warrants Dec 2008	300,000,000	2007/12/18	2008/12/03	75.30
04340	Calyon Fin P (G) Ltd. – China Tel European Wts Apr 2009 B	300,000,000	2007/12/18	2009/04/06	75.30
04341	Deutsche Bank AG – CITIC Bank European Warrants Jun 2008	800,000,000	2007/12/18	2008/06/23	632.00
04342	Deutsche Bank AG – China Life European Warrants Jul 2008 A	1,000,000,000	2007/12/18	2008/07/21	900.00
04343	Deutsche Bank AG – CM Bank European Warrants Jun 2008	800,000,000	2007/12/18	2008/06/23	432.00
04344	Deutsche Bank AG – China Railway European Wts Aug 2008 B	1,000,000,000	2007/12/18	2008/08/18	250.00
04356	Deutsche Bank AG – Nikkei 225 Index European Wts Sep 2008 A	800,000,000	2007/12/18	2008/09/12	200.00
04357	Deutsche Bank AG – Nikkei 225 Index European Wts Sep 2008 B	800,000,000	2007/12/18	2008/09/12	200.00
04360	Deutsche Bank AG – Nikkei 225 Index Euro Put Wts Sep 2008 C	800,000,000	2007/12/18	2008/09/12	200.00
04361	Deutsche Bank AG – Nikkei 225 Index Euro Put Wts Sep 2008 D	800,000,000	2007/12/18	2008/09/12	208.00
01895	Fortis Bank S.A./N.V. – China Shenhua European Wts Jul 2008	78,000,000	2007/12/18	2008/07/28	42.67
01896	Fortis Bank S.A./N.V. – MTRC European Warrants Oct 2008	150,000,000	2007/12/18	2008/10/02	43.80
01897	Fortis Bank S.A./N.V. – MTRC European Warrants Dec 2008	138,000,000	2007/12/18	2008/12/23	41.12
01992	Fortis Bank S.A./N.V. – Lenovo European Warrants Jun 2009	535,000,000	2007/12/18	2009/06/30	133.75
01993	Fortis Bank S.A./N.V. – Lenovo European Warrants Sep 2009	475,000,000	2007/12/18	2009/09/30	119.23
04349	KBC Fin Products Int'l Ltd. – ICBC European Wts Jun 2008	228,000,000	2007/12/18	2008/06/18	193.80
04350	KBC Fin Products Int'l Ltd. – ICBC European Wts Jul 2008 A	258,000,000	2007/12/18	2008/07/11	196.08
04351	KBC Fin Products Int'l Ltd. – ICBC European Wts Jul 2008 B	288,000,000	2007/12/18	2008/07/21	195.84
04352	KBC Fin Products Int'l Ltd. – ICBC European Wts Aug 2008	328,000,000	2007/12/18	2008/08/05	196.80
04353	KBC Fin Products Int'l Ltd. – ICBC European Put Wts Jun 2008	308,000,000	2007/12/18	2008/06/18	194.04
01831	SGA Societe Generale Acceptance N.V. – CHALCO Eu Wt Jun 2008	100,000,000	2007/12/18	2008/06/30	41.00
01834	SGA Societe Generale Acceptance N.V. – BOCL Eu Wt Jun 2008 B	150,000,000	2007/12/18	2008/06/30	94.50

Main Board Warrants

Code	Derivative warrants	No. of issue (units)	Listing date	Expiry	Amount raised (HK\$ mil.)
01837	SGA Societe Generale Acceptance N.V. – BOCOM Eur Wt Aug 2008	400,000,000	2007/12/18	2008/08/28	100.00
01864	SGA Societe Generale Acceptance N.V. – BOCOM Eur Wt Oct 2008	400,000,000	2007/12/18	2008/10/24	64.00
01865	SGA Societe Generale Acceptance N.V. – CLife Eur Wt Sep 2008	500,000,000	2007/12/18	2008/09/01	410.00
01867	SGA Societe Generale Acceptance N.V. – CP&CC Eur Wt Jun 08 D	400,000,000	2007/12/18	2008/06/30	60.00
01884	SGA Societe Generale Acceptance N.V. – CP&CC Eur Wt Sep 2008	400,000,000	2007/12/18	2008/09/05	100.00
01885	SGA Societe Generale Acceptance N.V. – JIANG Eur Wt Jun 2008	100,000,000	2007/12/18	2008/06/30	48.50
01835	SGA Societe Generale Acceptance N.V. – BOCL Eu Put Wt Oct 08	80,000,000	2007/12/18	2008/10/27	64.00
01866	SGA Societe Generale Acceptance N.V. – CLife Eu Put Wt Sep08	300,000,000	2007/12/18	2008/09/22	369.00
01887	SGA Societe Generale Acceptance N.V. – Petch Eur Wt Jul 08 D	400,000,000	2007/12/18	2008/07/21	84.00
01890	SGA Societe Generale Acceptance N.V. – Petch Eur Wt Aug 08 B	400,000,000	2007/12/18	2008/08/18	80.00
01891	SGA Societe Generale Acceptance N.V. – Petch Eur Wt Oct 2008	400,000,000	2007/12/18	2008/10/06	96.00
01892	SGA Societe Generale Acceptance N.V. – Petch Eur Wt Nov 08 C	400,000,000	2007/12/18	2008/11/27	84.00
01894	SGA Societe Generale Acceptance N.V. – Petch Eu Put Wt Jun 08	400,000,000	2007/12/18	2008/06/27	80.00
01869 #	ABN AMRO Bank N.V. – ICBC European Warrants Sep 2008	1,000,000,000	2007/12/18	2008/09/16	90.00
01579 #	Deutsche Bank AG – Sinopec Corp European Warrants Jul 2008 A	1,400,000,000	2007/12/18	2008/07/07	291.20
04771 #	CC Rabobank B.A. – Ch Mobile European Warrants Apr 2008 B	480,000,000	2007/12/18	2008/04/25	112.32
04397	ABN AMRO Bank N.V. – Cheung Kong European Warrants Jun 2008	588,000,000	2007/12/19	2008/06/30	147.00
04371	Citigroup Global Mkt H Inc. – BankComm European Wts Sep 2008	280,000,000	2007/12/19	2008/09/02	70.00
04372	Citigroup Global Mkt H Inc. – BankComm European Wts Dec 2008	280,000,000	2007/12/19	2008/12/22	72.80
04373	Citigroup Global Mkt H Inc. – CITIC Bank Euro Wts Jun 2008	130,000,000	2007/12/19	2008/06/30	65.00
04374	Citigroup Global Mkt H Inc. – Henderson Land Eur Wt Jun 2008	130,000,000	2007/12/19	2008/06/23	130.00
04375	Citigroup Global Mkt H Inc. – MTRC European Wts Oct 2008	260,000,000	2007/12/19	2008/10/20	98.80
04398	Deutsche Bank AG – China Railway European Wts Jun 2008 A	1,000,000,000	2007/12/19	2008/06/23	260.00
04399	Deutsche Bank AG – China Railway European Wts Jun 2008 B	1,000,000,000	2007/12/19	2008/06/30	250.00
04400	Deutsche Bank AG – PICC European Warrants Jun 2008	1,000,000,000	2007/12/19	2008/06/27	270.00
04401	Deutsche Bank AG – PICC European Warrants Jul 2008	1,000,000,000	2007/12/19	2008/07/30	250.00
04402	Deutsche Bank AG – Zijin Mining European Warrants Jun 2008	1,000,000,000	2007/12/19	2008/06/30	250.00
04403	Deutsche Bank AG – A50 China European Warrants Jun 2008	1,000,000,000	2007/12/19	2008/06/23	410.00
04404	Deutsche Bank AG – A50 China European Warrants Jul 2008	1,000,000,000	2007/12/19	2008/07/14	370.00
04388	KBC Fin Products Int'l Ltd. – Ch Comm Cons Eur Wt Aug 2008 B	378,000,000	2007/12/19	2008/08/15	98.28
04389	KBC Fin Products Int'l Ltd. – China Life Euro Wts Jun 2008 B	328,000,000	2007/12/19	2008/06/19	196.80
04390	KBC Fin Products Int'l Ltd. – China Life Euro Wts Jul 2008 A	538,000,000	2007/12/19	2008/07/15	193.68
04386	KBC Fin Products Int'l Ltd. – BankComm Euro Wts Aug 2008 B	358,000,000	2007/12/19	2008/08/08	96.66
04387	KBC Fin Products Int'l Ltd. – BankComm European Wts Sep 2008	388,000,000	2007/12/19	2008/09/02	97.00
04393	KBC Fin Products Int'l Ltd. – Ch Railway Euro Wts Jul 2008 B	400,000,000	2007/12/19	2008/07/02	100.00
04392	KBC Fin Products Int'l Ltd. – Ch Railway Euro Wts Jun 2008 C	400,000,000	2007/12/19	2008/06/19	100.00
04391	KBC Fin Products Int'l Ltd. – CC Bank European Wts Jul 2008	268,000,000	2007/12/19	2008/07/07	198.32
04394	KBC Fin Products Int'l Ltd. – CC Bank Euro Put Wts Jul 2008	218,000,000	2007/12/19	2008/07/10	95.92
04358	Macquarie Bank Ltd. – Angang Steel European Wts Jun 2008 B	388,000,000	2007/12/19	2008/06/27	200.21
04359	Macquarie Bank Ltd. – Ch Comm Cons European Wts Jun 2008 F	388,000,000	2007/12/19	2008/06/27	133.08
04364	Macquarie Bank Ltd. – CC Bank European Warrants Mar 2009	400,000,000	2007/12/19	2009/03/30	101.60
04365	Macquarie Bank Ltd. – Denway Motors European Wts Jan 2010	400,000,000	2007/12/19	2010/01/28	100.80
04395	Macquarie Bank Ltd. – China Railway European Wts Jun 2008 C	400,000,000	2007/12/19	2008/06/27	100.40
04366	Macquarie Bank Ltd. – Hutchison European Warrants Sep 2008	400,000,000	2007/12/19	2008/09/29	100.80

Main Board Warrants

Code	Derivative warrants	No. of issue (units)	Listing date	Expiry	Amount raised (HK\$ mil.)
04367	Macquarie Bank Ltd. – Jiangxi Copper European Wts Jun 2008 C	400,000,000	2007/12/19	2008/06/27	122.00
04368	Macquarie Bank Ltd. – Swire Pac A European Warrants Oct 2008	400,000,000	2007/12/19	2008/10/30	102.80
04370	Macquarie Bank Ltd. – China Railway European Wts Jul 2008 B	400,000,000	2007/12/19	2008/07/30	100.40
04369	Macquarie Bank Ltd. – Hutchison European Put Wts Dec 2008	400,000,000	2007/12/19	2008/12/30	104.80
04376	SGA Societe Generale Acceptance N.V. – BEA Euro Wts Jul 2008	200,000,000	2007/12/19	2008/07/18	156.00
04380	SGA Societe Generale Acceptance N.V. – Esprit Eu Wt Aug 2008	200,000,000	2007/12/19	2008/08/18	50.00
04381	SGA Societe Generale Acceptance N.V. – HS Bk Eur Wt Aug 2008	300,000,000	2007/12/19	2008/08/11	75.00
04382	SGA Societe Generale Acceptance N.V. – HLand Eur Wt Aug 2008	200,000,000	2007/12/19	2008/08/11	226.00
04383	SGA Societe Generale Acceptance N.V. – NWD Euro Wts Aug 2008	200,000,000	2007/12/19	2008/08/18	90.00
04378	SGA Societe Generale Acceptance N.V. – CRail Eur Wt Jul 08 B	500,000,000	2007/12/19	2008/07/14	130.00
04377	SGA Societe Generale Acceptance N.V. – CRail Eur Wt Aug 2008	500,000,000	2007/12/19	2008/08/25	160.00
04379	SGA Societe Generale Acceptance N.V. – Datang Eu Wt Jul 2008	300,000,000	2007/12/19	2008/07/07	75.00
04384	SGA Societe Generale Acceptance N.V. – YZ CM Eur Wt Jul 2008	200,000,000	2007/12/19	2008/07/18	71.00
04385	SGA Societe Generale Acceptance N.V. – ZIJIN Eur Wt Jul 2008	300,000,000	2007/12/19	2008/07/07	87.00
05772 #	Goldman Sachs SP (Asia) – China Life European Wts Mar 2008	500,000,000	2007/12/19	2008/03/31	215.00
04405	ABN AMRO Bank N.V. – China Railway European Wts Jun 2008 F	1,088,000,000	2007/12/20	2008/06/23	315.52
04406	ABN AMRO Bank N.V. – China Railway European Wts Jun 2008 G	1,088,000,000	2007/12/20	2008/06/20	282.88
04420	BNP Paribas Arbit Issu B.V. – Ch Railway Euro Wts Jul 2008 B	800,000,000	2007/12/20	2008/07/03	232.00
04421	BNP Paribas Arbit Issu B.V. – Ch Railway Euro Wts Aug 2008 B	800,000,000	2007/12/20	2008/08/04	208.00
03634	Calyon Fin P (G) Ltd. – HSBC European Warrants Sep 2009 A	300,000,000	2007/12/20	2009/09/08	75.60
03635	Calyon Fin P (G) Ltd. – HSBC European Warrants Sep 2009 B	300,000,000	2007/12/20	2009/09/08	75.30
03637	Calyon Fin P (G) Ltd. – PetroChina European Wts Aug 2008	300,000,000	2007/12/20	2008/08/04	75.00
04422	Credit Suisse – China Mobile European Warrants Oct 2008	388,000,000	2007/12/20	2008/10/20	97.00
04423	Credit Suisse – China Railway European Warrants Nov 2008 B	388,000,000	2007/12/20	2008/11/12	97.00
04424	Credit Suisse – China Railway European Warrants Dec 2008	388,000,000	2007/12/20	2008/12/15	97.00
04426	Credit Suisse – China Mobile European Put Warrants Oct 2008	388,000,000	2007/12/20	2008/10/20	97.00
04407	Deutsche Bank AG – HSI European Warrants Jun 2008 D	1,000,000,000	2007/12/20	2008/06/27	250.00
04408	Deutsche Bank AG – HSI European Warrants Jun 2008 E	1,000,000,000	2007/12/20	2008/06/27	260.00
04409	Deutsche Bank AG – HSI European Warrants Jun 2008 F	1,000,000,000	2007/12/20	2008/06/27	250.00
04411	Deutsche Bank AG – HSI European Put Warrants Jun 2008 H	1,000,000,000	2007/12/20	2008/06/27	260.00
04412	Deutsche Bank AG – HSI European Put Warrants Jun 2008 I	1,000,000,000	2007/12/20	2008/06/27	250.00
04413	Deutsche Bank AG – HSI European Put Warrants Jun 2008 J	1,000,000,000	2007/12/20	2008/06/27	250.00
04428	J P Morgan SP BV – China Railway European Wts Jun 2008 B	300,000,000	2007/12/20	2008/06/20	75.30
04417	KBC Fin Products Int'l Ltd. – HSBC European Wts Jul 2009 B	368,000,000	2007/12/20	2009/07/08	99.36
04415	KBC Fin Products Int'l Ltd. – HSBC European Wts Jul 2008 A	248,000,000	2007/12/20	2008/07/02	295.12
04416	KBC Fin Products Int'l Ltd. – HSBC European Wts Jul 2008 B	268,000,000	2007/12/20	2008/07/15	294.80
04419	KBC Fin Products Int'l Ltd. – PetroChina Euro Wts Sep 2008 C	368,000,000	2007/12/20	2008/09/16	99.36
04418	KBC Fin Products Int'l Ltd. – PetroChina Euro Wts Aug 2008 C	388,000,000	2007/12/20	2008/08/20	97.00
04410	CC Rabobank B.A. – China Railway European Wts Jun 2008 D	1,000,000,000	2007/12/20	2008/06/26	250.00
04414	CC Rabobank B.A. – China Railway European Wts Jul 2008	1,000,000,000	2007/12/20	2008/07/17	250.00
04429	Standard Bank PLC – China Railway European Wts Sep 2008 B	300,000,000	2007/12/20	2008/09/01	87.00
02168	Standard Bank PLC – China Railway European Wts Oct 2008 B	300,000,000	2007/12/20	2008/10/02	84.00
04425	SGA Societe Generale Acceptance N.V. – HKEx Eu Wt Jul 2008 C	500,000,000	2007/12/20	2008/07/28	275.00
04427	SGA Societe Generale Acceptance N.V. – MTRC Eu Wt Jul 2008 C	100,000,000	2007/12/20	2008/07/21	50.00

Main Board Warrants

Code	Derivative warrants	No. of issue (units)	Listing date	Expiry	Amount raised (HK\$ mil.)
03342 #	Deutsche Bank AG – China Tel European Warrants Oct 2008 A	1,200,000,000	2007/12/20	2008/10/20	147.60
04909	Calyon Fin P (G) Ltd. – China Life European Wts Sep 2008 A	200,000,000	2007/12/21	2008/09/29	149.00
04911	Calyon Fin P (G) Ltd. – China Life European Wts Sep 2008 B	200,000,000	2007/12/21	2008/09/22	133.40
04721	Citigroup Global Mkt H Inc. – China Mobile Euro Wts Oct 2008	400,000,000	2007/12/21	2008/10/20	100.00
04836	Citigroup Global Mkt H Inc. – China Mobile Euro Wts Nov 2008	400,000,000	2007/12/21	2008/11/17	100.00
04853	Citigroup Global Mkt H Inc. – China Mobile Euro Wts Dec 2008	400,000,000	2007/12/21	2008/12/08	104.00
04855	Citigroup Global Mkt H Inc. – HSBC European Wts Oct 2008	130,000,000	2007/12/21	2008/10/27	74.10
04862	Citigroup Global Mkt H Inc. – HSBC European Wts Nov 2008 A	260,000,000	2007/12/21	2008/11/03	96.20
04915	Deutsche Bank AG – DJIA Index European Warrants Sep 2008	600,000,000	2007/12/21	2008/09/22	174.00
04954	Deutsche Bank AG – DJIA Index European Put Warrants Sep 2008	600,000,000	2007/12/21	2008/09/22	150.00
03786	HK Bank – Ch Grand Forestry European Warrants Aug 2008	280,000,000	2007/12/21	2008/08/15	117.60
04707	HK Bank – China Mobile European Warrants Aug 2008	2,000,000,000	2007/12/21	2008/08/15	500.00
04708	HK Bank – CNOOC European Warrants Aug 2008	280,000,000	2007/12/21	2008/08/15	420.00
03676	HK Bank – Cheung Kong European Warrants Aug 2008	280,000,000	2007/12/21	2008/08/15	70.00
03743	HK Bank – CITIC Bank European Warrants Aug 2008	280,000,000	2007/12/21	2008/08/15	179.20
03785	HK Bank – China COSCO European Warrants Aug 2008	280,000,000	2007/12/21	2008/08/15	151.20
04863	KBC Fin Products Int'l Ltd. – Ch Railway Euro Wts Jun 2008 E	400,000,000	2007/12/21	2008/06/23	100.00
04887	KBC Fin Products Int'l Ltd. – Ch Railway Euro Wts Jun 2008 D	400,000,000	2007/12/21	2008/06/23	100.00
04709	Macquarie Bank Ltd. – Ch Comm Cons European Wts Jun 2008 G	388,000,000	2007/12/21	2008/06/27	144.34
05833 #	SGA Societe Generale Acceptance N.V. – CMob Eur Wts Dec 2009	700,000,000	2007/12/21	2009/12/28	413.00
02164	ABN AMRO Bank N.V. – SHK Ppt European Warrants Jun 2008 E	588,000,000	2007/12/24	2008/06/24	170.52
02169	ABN AMRO Bank N.V. – China Life European Warrants Jul 2008 B	228,000,000	2007/12/24	2008/07/14	114.00
02286	ABN AMRO Bank N.V. – Ch Comm Cons European Wts Jun 2008 D	388,000,000	2007/12/24	2008/06/24	139.68
03432	ABN AMRO Bank N.V. – Ch Comm Cons European Wts Jun 2008 E	388,000,000	2007/12/24	2008/06/30	128.04
02190	ABN AMRO Bank N.V. – CM Bank European Warrants Jun 2008 A	288,000,000	2007/12/24	2008/06/30	169.92
02212	ABN AMRO Bank N.V. – CM Bank European Warrants Jun 2008 B	288,000,000	2007/12/24	2008/06/24	135.36
06011	BOCI Asia Ltd. – Nine Dragons European Warrants Jun 2008	200,000,000	2007/12/24	2008/06/24	50.00
04970	BOCI Asia Ltd. – China Railway European Warrants Sep 2008	600,000,000	2007/12/24	2008/09/19	150.00
07383	BOCI Asia Ltd. – Tracker Fund European Warrants Jun 2008	400,000,000	2007/12/24	2008/06/24	100.00
09199	Citigroup Global Mkt H Inc. – Ch Railway Euro Wts Oct 2008	400,000,000	2007/12/24	2008/10/20	100.00
09319	Citigroup Global Mkt H Inc. – Henderson Land Eur Wt Aug 2008	220,000,000	2007/12/24	2008/08/18	158.40
09323	Citigroup Global Mkt H Inc. – HK Gas European Wts Nov 2008	400,000,000	2007/12/24	2008/11/17	104.00
09940	Citigroup Global Mkt H Inc. – Hutchison Euro Wts Oct 2008	200,000,000	2007/12/24	2008/10/20	134.00
09958	Citigroup Global Mkt H Inc. – SHK Ppt European Wts Oct 2008	500,000,000	2007/12/24	2008/10/20	127.50
07399	HK Bank – China Life European Warrants Aug 2008	280,000,000	2007/12/24	2008/08/22	117.60
07517	HK Bank – China Overseas European Warrants Aug 2008	280,000,000	2007/12/24	2008/08/22	70.00
07519	HK Bank – China Railway European Warrants Aug 2008	280,000,000	2007/12/24	2008/08/22	509.60
07523	HK Bank – Datang Power European Warrants Aug 2008	280,000,000	2007/12/24	2008/08/22	394.80
07582	HK Bank – HKEx European Warrants Aug 2008	280,000,000	2007/12/24	2008/08/22	86.80
07589	HK Bank – PetroChina European Warrants Sep 2008	280,000,000	2007/12/24	2008/09/22	70.00
09979	J P Morgan SP BV – CHALCO European Warrants Jul 2008	188,000,000	2007/12/24	2008/07/10	50.38
01330	J P Morgan SP BV – Kerry Ppt European Warrants Jul 2009	228,000,000	2007/12/24	2009/07/28	57.68
07747	KBC Fin Products Int'l Ltd. – CC Bank Euro Wts Jun 2008 D	248,000,000	2007/12/24	2008/06/25	195.92
07738	KBC Fin Products Int'l Ltd. – BOCL European Wts Jun 2008 C	388,000,000	2007/12/24	2008/06/25	197.88

Main Board Warrants

Code	Derivative warrants	No. of issue (units)	Listing date	Expiry	Amount raised (HK\$ mil.)
07741	KBC Fin Products Int'l Ltd. – CITIC Bank Euro Wts Jun 2008	168,000,000	2007/12/24	2008/06/25	99.12
07742	KBC Fin Products Int'l Ltd. – CITIC Bank Euro Wts Jul 2008 A	258,000,000	2007/12/24	2008/07/02	98.04
07746	KBC Fin Products Int'l Ltd. – CITIC Bank Euro Wts Jul 2008 B	338,000,000	2007/12/24	2008/07/15	98.02
02129	KBC Fin Products Int'l Ltd. – HSI Euro Put Wts Jun 2008 E	400,000,000	2007/12/24	2008/06/27	100.00
02125	KBC Fin Products Int'l Ltd. – HSI Euro Put Wts Jun 2008 D	400,000,000	2007/12/24	2008/06/27	100.00
02111	KBC Fin Products Int'l Ltd. – HSI Euro Put Wts Jun 2008 C	400,000,000	2007/12/24	2008/06/27	100.00
02105	KBC Fin Products Int'l Ltd. – HSI Euro Put Wts Jun 2008 B	400,000,000	2007/12/24	2008/06/27	100.00
01714	KBC Fin Products Int'l Ltd. – HSI Euro Put Wts Jun 2008 A	400,000,000	2007/12/24	2008/06/27	100.00
03566	Lehman Brothers Holdings Inc. – Wharf European Wts Aug 2008	80,000,000	2007/12/24	2008/08/08	35.52
03614	Lehman Brothers Holdings Inc. – Cheung Kong Eur Wts Aug 2008	30,000,000	2007/12/24	2008/08/08	48.63
03649	Lehman Brothers Holdings Inc. – BEA European Wts Aug 2008	80,000,000	2007/12/24	2008/08/08	35.60
03658	Lehman Brothers Holdings Inc. – SHK Ppt Euro Wts Jun 2008	25,000,000	2007/12/24	2008/06/27	43.90
03724	Lehman Brothers Holdings Inc. – Hutchison Euro Wts Jun 2008	60,000,000	2007/12/24	2008/06/27	41.52
03725	Lehman Brothers Holdings Inc. – CITIC Pac Euro Wts Jun 2008	80,000,000	2007/12/24	2008/06/27	33.12
03726	Lehman Brothers Holdings Inc. – CC Bank Euro Wts Jun 2008 B	100,000,000	2007/12/24	2008/06/27	76.10
03728	Lehman Brothers Holdings Inc. – PetroChina Eur Wt Jun 2008 C	50,000,000	2007/12/24	2008/06/27	99.60
03740	Lehman Brothers Holdings Inc. – Ch Overseas Eu Wt Jun 2008 B	150,000,000	2007/12/24	2008/06/27	39.00
03764	Lehman Brothers Holdings Inc. – Sinopec Euro Wts Jun 2008 D	50,000,000	2007/12/24	2008/06/27	91.35
03788	Lehman Brothers Holdings Inc. – Lenovo European Wts Jun 2008	30,000,000	2007/12/24	2008/06/27	38.97
03789	Lehman Brothers Holdings Inc. – ICBC European Wts Jun 2008 B	100,000,000	2007/12/24	2008/06/27	64.40
03790	Lehman Brothers Holdings Inc. – Ping An Euro Wts Jun 2008 C	50,000,000	2007/12/24	2008/06/27	62.35
04461	Lehman Brothers Holdings Inc. – PICC European Wts Jun 2008 D	30,000,000	2007/12/24	2008/06/27	59.31
07751	CC Rabobank B.A. – CC Bank European Warrants Dec 2008	1,200,000,000	2007/12/24	2008/12/29	300.00
07754	CC Rabobank B.A. – HSBC European Warrants Oct 2008 A	600,000,000	2007/12/24	2008/10/21	150.00
07777	CC Rabobank B.A. – HSBC European Warrants Feb 2009	600,000,000	2007/12/24	2009/02/27	150.00
07790	CC Rabobank B.A. – MTRC Euro Warrants Jul 2008	300,000,000	2007/12/24	2008/07/28	120.00
07799	CC Rabobank B.A. – MTRC Euro Warrants Sep 2008 B	300,000,000	2007/12/24	2008/09/03	225.00
07855	CC Rabobank B.A. – CC Bank European Warrants Feb 2009	1,200,000,000	2007/12/24	2009/02/02	300.00
07977	CC Rabobank B.A. – ICBC European Warrants Feb 2009 B	1,200,000,000	2007/12/24	2009/02/27	300.00
09028	CC Rabobank B.A. – Ch Comm Cons European Warrants Jun 2008	400,000,000	2007/12/24	2008/06/30	200.00
09063	CC Rabobank B.A. – PetroChina European Warrants Jul 2008 D	600,000,000	2007/12/24	2008/07/07	156.00
09138	CC Rabobank B.A. – PetroChina European Warrants Oct 2008 E	600,000,000	2007/12/24	2008/10/06	270.00
07653	SGA Societe Generale Acceptance N.V. – HSI Eur Wt Jun 2008 A	500,000,000	2007/12/24	2008/06/27	125.00
07701	SGA Societe Generale Acceptance N.V. – HSI Eur Wt Jun 2008 B	500,000,000	2007/12/24	2008/06/27	125.00
07702	SGA Societe Generale Acceptance N.V. – HSI Eur Wt Jun 2008 C	500,000,000	2007/12/24	2008/06/27	125.00
07703	SGA Societe Generale Acceptance N.V. – HSI Eur Wt Jun 2008 D	500,000,000	2007/12/24	2008/06/27	125.00
07714	SGA Societe Generale Acceptance N.V. – HSI Eu Put Wt Jun 08E	500,000,000	2007/12/24	2008/06/27	125.00
07717	SGA Societe Generale Acceptance N.V. – HSI Eu Put Wt Jun 08F	500,000,000	2007/12/24	2008/06/27	125.00
07736	SGA Societe Generale Acceptance N.V. – HSI Eu Put Wt Jun 08G	500,000,000	2007/12/24	2008/06/27	125.00
07737	SGA Societe Generale Acceptance N.V. – HSI Eu Put Wt Jun 08H	500,000,000	2007/12/24	2008/06/27	125.00
07649	SGA Societe Generale Acceptance N.V. – Petch Eur Wt Sep 08 B	400,000,000	2007/12/24	2008/09/29	100.00
01561 #	SGA Societe Generale Acceptance N.V. – CCB Euro Wts Oct 2008	1,000,000,000	2007/12/24	2008/10/03	85.00
01520 #	SGA Societe Generale Acceptance N.V. – HSI Eur Wt Apr 2008 L	500,000,000	2007/12/24	2008/04/29	51.00
04800	Citigroup Global Mkt H Inc. – China Life Euro Wts Aug 2008 A	330,000,000	2007/12/27	2008/08/18	89.10

Main Board Warrants

Code	Derivative warrants	No. of issue (units)	Listing date	Expiry	Amount raised (HK\$ mil.)
04801	Citigroup Global Mkt H Inc. – China Life Euro Wts Aug 2008 B	100,000,000	2007/12/27	2008/08/25	90.00
04802	Citigroup Global Mkt H Inc. – China Life Euro Wts Oct 2008	80,000,000	2007/12/27	2008/10/20	65.60
04803	Citigroup Global Mkt H Inc. – China Life Euro Wts Nov 2008	240,000,000	2007/12/27	2008/11/17	96.00
04840	Citigroup Global Mkt H Inc. – HSBC European Wts Jul 2008	120,000,000	2007/12/27	2008/07/21	103.20
04922	Citigroup Global Mkt H Inc. – HSBC European Wts Nov 2008 C	100,000,000	2007/12/27	2008/11/17	85.00
04924	Citigroup Global Mkt H Inc. – Ch Overseas Euro Wts Aug 2008	280,000,000	2007/12/27	2008/08/18	78.40
04926	Citigroup Global Mkt H Inc. – Hutchison Euro Wts Sep 2008 A	450,000,000	2007/12/27	2008/09/16	112.50
04927	Citigroup Global Mkt H Inc. – Hutchison Euro Wts Sep 2008 B	100,000,000	2007/12/27	2008/09/16	138.00
04929	Citigroup Global Mkt H Inc. – HKEx European Wts Sep 2008 B	450,000,000	2007/12/27	2008/09/22	180.00
04930	Citigroup Global Mkt H Inc. – HKEx European Wts Nov 2008 B	600,000,000	2007/12/27	2008/11/10	216.00
04931	Citigroup Global Mkt H Inc. – ICBC European Wts Nov 2008 A	100,000,000	2007/12/27	2008/11/05	100.00
04941	Citigroup Global Mkt H Inc. – ICBC European Wts Aug 2008	140,000,000	2007/12/27	2008/08/25	70.00
04942	Citigroup Global Mkt H Inc. – MTRC European Wts Sep 2008 B	200,000,000	2007/12/27	2008/09/16	108.00
04943	Citigroup Global Mkt H Inc. – MTRC European Wts Nov 2008	200,000,000	2007/12/27	2008/11/03	96.00
04864	Citigroup Global Mkt H Inc. – HSBC European Wts Aug 2008	100,000,000	2007/12/27	2008/08/18	105.00
04869	Citigroup Global Mkt H Inc. – HSBC European Wts Sep 2008 A	100,000,000	2007/12/27	2008/09/29	106.00
04884	Citigroup Global Mkt H Inc. – HSBC European Wts Sep 2008 B	200,000,000	2007/12/27	2008/09/16	144.00
04916	Citigroup Global Mkt H Inc. – HSBC European Wts Sep 2008 C	300,000,000	2007/12/27	2008/09/16	138.00
04917	Citigroup Global Mkt H Inc. – HSBC European Wts Nov 2008 B	100,000,000	2007/12/27	2008/11/17	136.00
04759	Deutsche Bank AG – China Life European Warrants Jul 2008 B	600,000,000	2007/12/27	2008/07/21	528.00
04762	Deutsche Bank AG – China Life European Warrants Jul 2008 C	600,000,000	2007/12/27	2008/07/30	456.00
04788	Goldman Sachs SP (Asia) – China Railway Euro Wts Jan 2009	200,000,000	2007/12/27	2009/01/12	50.00
04785	Goldman Sachs SP (Asia) – China Railway Euro Wts Aug 2008 A	200,000,000	2007/12/27	2008/08/11	50.00
04567	KBC Fin Products Int'l Ltd. – HSCEI European Wts Jun 2008 B	400,000,000	2007/12/27	2008/06/27	100.00
04565	KBC Fin Products Int'l Ltd. – HSCEI European Wts Jun 2008 A	400,000,000	2007/12/27	2008/06/27	100.00
04569	KBC Fin Products Int'l Ltd. – HSCEI European Wts Jun 2008 C	400,000,000	2007/12/27	2008/06/27	100.00
04571	KBC Fin Products Int'l Ltd. – HSCEI European Wts Jun 2008 D	400,000,000	2007/12/27	2008/06/27	100.00
04572	KBC Fin Products Int'l Ltd. – HSCEI European Wts Jun 2008 E	400,000,000	2007/12/27	2008/06/27	100.00
04655	KBC Fin Products Int'l Ltd. – HSCEI Euro Put Wts Jun 2008 G	400,000,000	2007/12/27	2008/06/27	100.00
04584	KBC Fin Products Int'l Ltd. – HSCEI Euro Put Wts Jun 2008 F	400,000,000	2007/12/27	2008/06/27	100.00
04685	KBC Fin Products Int'l Ltd. – HSCEI Euro Put Wts Jun 2008 H	400,000,000	2007/12/27	2008/06/27	100.00
04710	KBC Fin Products Int'l Ltd. – HSCEI Euro Put Wts Jun 2008 I	400,000,000	2007/12/27	2008/06/27	100.00
04745	KBC Fin Products Int'l Ltd. – HSI European Wts Jun 2008 I	400,000,000	2007/12/27	2008/06/27	100.00
04743	KBC Fin Products Int'l Ltd. – HSI European Wts Jun 2008 H	400,000,000	2007/12/27	2008/06/27	100.00
04752	KBC Fin Products Int'l Ltd. – HSI European Wts Jun 2008 J	400,000,000	2007/12/27	2008/06/27	100.00
04741	KBC Fin Products Int'l Ltd. – HSI European Wts Jun 2008 G	400,000,000	2007/12/27	2008/06/27	100.00
04740	KBC Fin Products Int'l Ltd. – HSI European Wts Jun 2008 F	400,000,000	2007/12/27	2008/06/27	100.00
04467	Macquarie Bank Ltd. – BOCL European Warrants Jul 2008 C	350,000,000	2007/12/27	2008/07/30	143.50
04534	Macquarie Bank Ltd. – BOCL European Put Warrants Jul 2008 D	350,000,000	2007/12/27	2008/07/30	138.60
04510	Macquarie Bank Ltd. – ICBC European Warrants Jul 2008	350,000,000	2007/12/27	2008/07/30	214.20
04562	Macquarie Bank Ltd. – ICBC European Put Warrants Jul 2008	350,000,000	2007/12/27	2008/07/30	167.30
04564	SGA Societe Generale Acceptance N.V. – C Ovs Eur Wt Jul 2008	200,000,000	2007/12/27	2008/07/14	52.00
04563	SGA Societe Generale Acceptance N.V. – CMB Euro Wts Jul 2008	200,000,000	2007/12/27	2008/07/14	90.00
07527 #	ABN AMRO Bank N.V. – CNOOC European Warrants Apr 2008 B	1,000,000,000	2007/12/27	2008/04/11	98.00

Main Board Warrants

Code	Derivative warrants	No. of issue (units)	Listing date	Expiry	Amount raised (HK\$ mil.)
01405 #	Deutsche Bank AG – China Life European Warrants Dec 2009 A	2,000,000,000	2007/12/27	2009/12/07	174.00
03690 #	SGA Societe Generale Acceptance N.V. – CTel Eu Wt Jun 2008 A	100,000,000	2007/12/27	2008/06/16	95.00
07785	Citigroup Global Mkt H Inc. – Air China Euro Wts Nov 2008	300,000,000	2007/12/28	2008/11/17	78.00
07786	Citigroup Global Mkt H Inc. – Angang Steel Eur Wt Aug 2008 B	200,000,000	2007/12/28	2008/08/25	52.00
07787	Citigroup Global Mkt H Inc. – BOCL European Wts Nov 2008	200,000,000	2007/12/28	2008/11/11	96.00
07788	Citigroup Global Mkt H Inc. – Bank of EA Euro Wts Sep 2008	200,000,000	2007/12/28	2008/09/29	80.00
07794	Citigroup Global Mkt H Inc. – BOC HK European Wts Sep 2008	350,000,000	2007/12/28	2008/09/22	91.00
07796	Citigroup Global Mkt H Inc. – BOC HK European Wts Oct 2008	250,000,000	2007/12/28	2008/10/20	82.50
07800	Citigroup Global Mkt H Inc. – CITIC Bank Euro Wts Nov 2008	140,000,000	2007/12/28	2008/11/17	98.00
07801	Citigroup Global Mkt H Inc. – Ch Comm Cons Euro Wts Oct 2008	200,000,000	2007/12/28	2008/10/06	96.00
07804	Citigroup Global Mkt H Inc. – CC Bank European Wts Aug 2008	140,000,000	2007/12/28	2008/08/11	84.00
07805	Citigroup Global Mkt H Inc. – CM Bank European Wts Nov 2008	200,000,000	2007/12/28	2008/11/10	86.00
07808	Citigroup Global Mkt H Inc. – China Netcom Euro Wts Oct 2008	240,000,000	2007/12/28	2008/10/13	72.00
07809	Citigroup Global Mkt H Inc. – Ch Overseas Euro Wts Nov 2008	400,000,000	2007/12/28	2008/11/10	100.00
07862	Citigroup Global Mkt H Inc. – Sinopec Corp Euro Wts Nov 2008	200,000,000	2007/12/28	2008/11/17	86.00
07864	Citigroup Global Mkt H Inc. – China Shenhua Eur Wts Oct 2008	200,000,000	2007/12/28	2008/10/20	126.00
07878	Citigroup Global Mkt H Inc. – China Tel Euro Wts Sep 2008 B	130,000,000	2007/12/28	2008/09/22	143.00
07924	Citigroup Global Mkt H Inc. – China Tel Euro Wts Dec 2008	300,000,000	2007/12/28	2008/12/22	75.00
07928	Citigroup Global Mkt H Inc. – CITIC Pacific Eu Wt Nov 2008 A	160,000,000	2007/12/28	2008/11/10	132.80
07990	Citigroup Global Mkt H Inc. – CITIC Pacific Eu Wt Nov 2008 B	140,000,000	2007/12/28	2008/11/10	63.00
09001	Citigroup Global Mkt H Inc. – CLP European Warrants Sep 2008	80,000,000	2007/12/28	2008/09/16	120.00
09002	Citigroup Global Mkt H Inc. – CNOOC European Wts Nov 2008 A	330,000,000	2007/12/28	2008/11/03	89.10
09003	Citigroup Global Mkt H Inc. – CNOOC European Wts Nov 2008 B	330,000,000	2007/12/28	2008/11/17	84.15
09004	Citigroup Global Mkt H Inc. – R&F Ppt European Wts Nov 2008	200,000,000	2007/12/28	2008/11/24	92.00
09010	Citigroup Global Mkt H Inc. – Huaneng Power Euro Wt Oct 2008	240,000,000	2007/12/28	2008/10/13	91.20
09011	Citigroup Global Mkt H Inc. – ICBC European Wts Sep 2008 B	130,000,000	2007/12/28	2008/09/22	85.80
09014	Citigroup Global Mkt H Inc. – ICBC European Wts Nov 2008 B	130,000,000	2007/12/28	2008/11/10	71.50
09016	Citigroup Global Mkt H Inc. – Link REIT Euro Wts Dec 2008	300,000,000	2007/12/28	2008/12/15	84.00
09018	Citigroup Global Mkt H Inc. – PetroChina Euro Wts Dec 2008	450,000,000	2007/12/28	2008/12/01	117.00
09025	Citigroup Global Mkt H Inc. – PICC European Wts Sep 2008	300,000,000	2007/12/28	2008/09/29	75.00
09037	Citigroup Global Mkt H Inc. – Ping An Euro Wts Sep 2008 B	100,000,000	2007/12/28	2008/09/22	76.00
09038	Citigroup Global Mkt H Inc. – Swire Pac A Euro Wts Feb 2009	450,000,000	2007/12/28	2009/02/03	112.50
04944	Deutsche Bank AG – China Mobile European Warrants Sep 2008 B	1,000,000,000	2007/12/28	2008/09/29	250.00
04949	Deutsche Bank AG – China Mobile European Put Wts Sep 2008	1,000,000,000	2007/12/28	2008/09/29	260.00
04951	Deutsche Bank AG – China Life European Put Warrants Jul 2008	600,000,000	2007/12/28	2008/07/30	162.00
04961	Deutsche Bank AG – China Life European Put Warrants Aug 2008	600,000,000	2007/12/28	2008/08/28	300.00
04966	KBC Fin Products Int'l Ltd. – BOCL European Wts Jul 2008 A	338,000,000	2007/12/28	2008/07/02	199.42
04983	KBC Fin Products Int'l Ltd. – BOCL European Put Wts Jul 2008	338,000,000	2007/12/28	2008/07/02	199.42
04980	KBC Fin Products Int'l Ltd. – BOCL European Wts Jul 2008 B	538,000,000	2007/12/28	2008/07/22	199.06
04999	KBC Fin Products Int'l Ltd. – China Life Eur Put Wt Jul 08 E	228,000,000	2007/12/28	2008/07/02	98.04
06037	KBC Fin Products Int'l Ltd. – China Life Eur Put Wt Jul 08 F	208,000,000	2007/12/28	2008/07/15	193.44
04993	KBC Fin Products Int'l Ltd. – China Life Euro Wts Jul 2008 C	308,000,000	2007/12/28	2008/07/02	197.12
04997	KBC Fin Products Int'l Ltd. – China Life Euro Wts Jul 2008 D	338,000,000	2007/12/28	2008/07/15	196.04
04987	KBC Fin Products Int'l Ltd. – China Life Euro Wts Jul 2008 B	268,000,000	2007/12/28	2008/07/02	195.64

Main Board Warrants

Code	Derivative warrants	No. of issue (units)	Listing date	Expiry	Amount raised (HK\$ mil.)
04998	KBC Fin Products Int'l Ltd. – China Life Euro Wts Aug 2008 B	568,000,000	2007/12/28	2008/08/01	198.80
07375	KBC Fin Products Int'l Ltd. – ICBC European Wts Jul 2008 C	238,000,000	2007/12/28	2008/07/04	192.78
07379	Macquarie Bank Ltd. – Datang European Warrants Nov 2009	288,000,000	2007/12/28	2009/11/27	72.29
07381	Macquarie Bank Ltd. – China Mengniu European Wts Jul 2008	288,000,000	2007/12/28	2008/07/30	121.25
07397	Macquarie Bank Ltd. – CIFH European Warrants Jun 2008	188,000,000	2007/12/28	2008/06/27	71.44
07470	Macquarie Bank Ltd. – Nine Dragons European Wts Jun 2008	288,000,000	2007/12/28	2008/06/27	76.03
07726	CC Rabobank B.A. – CC Bank European Warrants Aug 2008 B	800,000,000	2007/12/28	2008/08/18	200.00
07728	CC Rabobank B.A. – Ch Mobile European Warrants Sep 2008	400,000,000	2007/12/28	2008/09/29	100.00
07767	CC Rabobank B.A. – China Railway European Warrants Sep 2008	800,000,000	2007/12/28	2008/09/09	200.00
07768	CC Rabobank B.A. – Foxconn European Warrants Jun 2008	300,000,000	2007/12/28	2008/06/30	90.00
07769	CC Rabobank B.A. – HK Electric European Warrants Dec 2008	150,000,000	2007/12/28	2008/12/29	66.00
07770	CC Rabobank B.A. – HSBC European Warrants Oct 2008 B	600,000,000	2007/12/28	2008/10/27	150.00
07771	CC Rabobank B.A. – Hutchison European Warrants Oct 2008	600,000,000	2007/12/28	2008/10/17	150.00
07774	CC Rabobank B.A. – Hutchison European Warrants Dec 2008 B	600,000,000	2007/12/28	2008/12/22	150.00
07778	CC Rabobank B.A. – ICBC European Warrants Mar 2009	1,000,000,000	2007/12/28	2009/03/31	250.00
07784	CC Rabobank B.A. – PetroChina European Warrants Aug 2008 B	400,000,000	2007/12/28	2008/08/11	120.00
07593	SGA Societe Generale Acceptance N.V. – CMob Eu Put Wt Oct 08	500,000,000	2007/12/28	2008/10/02	125.00
07648	SGA Societe Generale Acceptance N.V. – CP&CC Eur Wt Jul 08 B	400,000,000	2007/12/28	2008/07/07	100.00
07652	SGA Societe Generale Acceptance N.V. – CP&CC Eur Wt Jul 08 C	400,000,000	2007/12/28	2008/07/10	82.00
07676	SGA Societe Generale Acceptance N.V. – HSBC Eu Put Wt Jul 08	500,000,000	2007/12/28	2008/07/30	520.00
07473	SGA Societe Generale Acceptance N.V. – CK(H) Eur Wt Aug 2008	500,000,000	2007/12/28	2008/08/22	145.00
07503	SGA Societe Generale Acceptance N.V. – CK(H) Eur Wt Sep 08 B	500,000,000	2007/12/28	2008/09/02	125.00
07506	SGA Societe Generale Acceptance N.V. – CLife Eur Wt Jul 08 C	500,000,000	2007/12/28	2008/07/08	280.00
07528	SGA Societe Generale Acceptance N.V. – CLife Eur Wt Jul 08 D	500,000,000	2007/12/28	2008/07/21	395.00
07590	SGA Societe Generale Acceptance N.V. – CMob Eu Wt Aug 2008 B	500,000,000	2007/12/28	2008/08/08	125.00
07662	SGA Societe Generale Acceptance N.V. – HSCEI Eur Wt Jul 2008	200,000,000	2007/12/28	2008/07/30	50.00
07666	SGA Societe Generale Acceptance N.V. – HSCEI Eu Put Wt Jul08	200,000,000	2007/12/28	2008/07/30	50.00
07692	SGA Societe Generale Acceptance N.V. – ICBC Eur Wts Jun 2008	200,000,000	2007/12/28	2008/06/30	138.00
07719	SGA Societe Generale Acceptance N.V. – ICBC Eu Wt Jul 2008 C	200,000,000	2007/12/28	2008/07/14	168.00
07722	SGA Societe Generale Acceptance N.V. – ICBC Eu Wt Jul 2008 D	200,000,000	2007/12/28	2008/07/28	200.00
07724	SGA Societe Generale Acceptance N.V. – Petch Eur Wt Jun 08 C	400,000,000	2007/12/28	2008/06/30	100.00
07725	SGA Societe Generale Acceptance N.V. – Petch Eur Wt Jul 08 E	400,000,000	2007/12/28	2008/07/14	118.00
01537 #	KBC Fin Products Int'l Ltd. – Sinopec Euro Wts Jun 2008 A	558,000,000	2007/12/28	2008/06/13	97.65
09576	Calyon Fin P (G) Ltd. – China Railway Euro Wts Jul 2008 A	200,000,000	2007/12/31	2008/07/02	51.00
09464	Deutsche Bank AG – BOCL European Warrants Jul 2008 A	400,000,000	2007/12/31	2008/07/21	212.00
09478	Deutsche Bank AG – BOCL European Warrants Jul 2008 B	400,000,000	2007/12/31	2008/07/28	168.00
09534	Deutsche Bank AG – Sinopec Corp European Warrants Aug 2008	800,000,000	2007/12/31	2008/08/20	200.00
09142	KBC Fin Products Int'l Ltd. – Ch Mobile Euro Wts Aug 2008 B	800,000,000	2007/12/31	2008/08/11	200.00
09209	KBC Fin Products Int'l Ltd. – Ch Mobile Euro Wts Oct 2008 A	800,000,000	2007/12/31	2008/10/02	200.00
09253	KBC Fin Products Int'l Ltd. – ICBC European Wts Jul 2008 D	238,000,000	2007/12/31	2008/07/07	199.92
09387	KBC Fin Products Int'l Ltd. – ICBC European Wts Sep 2010	400,000,000	2007/12/31	2010/09/09	100.00
09249	KBC Fin Products Int'l Ltd. – HSBC European Wts Jan 2010 B	388,000,000	2007/12/31	2010/01/11	97.00
09093	KBC Fin Products Int'l Ltd. – Ch Comm Cons Eur Wt Aug 2008 C	508,000,000	2007/12/31	2008/08/01	198.12
09105	KBC Fin Products Int'l Ltd. – Ch Comm Cons Eur Wt Aug 2008 D	528,000,000	2007/12/31	2008/08/20	195.36

Main Board Warrants

Code	Derivative warrants	No. of issue (units)	Listing date	Expiry	Amount raised (HK\$ mil.)
09088	KBC Fin Products Int'l Ltd. – Ch Comm Cons Eur Wt Jul 2008 B	428,000,000	2007/12/31	2008/07/02	196.88
09122	KBC Fin Products Int'l Ltd. – Ch Comm Cons Eur Wt Jan 2009	298,000,000	2007/12/31	2009/01/02	196.68
09107	KBC Fin Products Int'l Ltd. – Ch Comm Cons Eur Wt Aug 2008 E	400,000,000	2007/12/31	2008/08/20	100.00
09040	SGA Societe Generale Acceptance N.V. – CCB Euro Wts Jul 2008	200,000,000	2007/12/31	2008/07/21	160.00
06081 #	Deutsche Bank AG – China Tel European Warrants Sep 2010	2,000,000,000	2007/12/31	2010/09/30	484.00
09666 #	KBC Fin Products Int'l Ltd. – China Tel Euro Wts May 2008	100,000,000	2007/12/31	2008/05/02	98.00
Total					369,702.46

Further issue

Main Board Debt Securities

Debt Securities Trading Statistics

		Turnover value	
		Exchange fund notes (HK\$ mil.)	Market total (HK\$ mil.)
2006	Q4	–	1.65
2007	Q1	–	3.54
	Q2	–	0.84
	Q3	–	1.28
	Q4	–	4.43

Debt Securities Nominal Value

		No. of issues	Nominal value (HK\$ mil.)
2006	Q4	180	435,470.23
2007	Q1	178	433,125.66
	Q2	175	420,525.54
	Q3	175	419,591.14
	Q4	175	427,813.24

New Listing Statistics – Debt Securities

		No. of newly listed debt securities	Amount raised (HK\$ mil.)
2006	Q4	12	20,124.21
2007	Q1	6	9,325.99
	Q2	7	21,630.18
	Q3	6	13,185.89
	Q4	7	13,989.61

Main Board Debt Securities

Newly Listed Debt Securities

for 4th quarter 2007

Code	Debt securities	Principal	Listing date	Maturity	Amount raised (HK\$ mil.)
01603	FU JI F&C Services Hldgs Ltd. Zero Coupon Conv. Bonds 2010	RMB1,500,000,000	2007/10/22	2010/10/18	1,548.11
01604	Wharf Finance Ltd. 6.125% Guaranteed Notes 2017	USD400,000,000	2007/11/06	2017/11/06	3,116.32
04171	Hong Kong Monetary Authority 3.00% Exchange Fund Notes 2009	HKD1,200,000,000	2007/11/15	2009/11/16	1,215.96
04172	Hong Kong Monetary Authority 3.52% Exchange Fund Notes 2017	HKD800,000,000	2007/12/06	2017/12/05	827.20
01605	China Nickel Resources Holdings Zero Coupon Conv Bonds 2012	HKD2,000,000,000	2007/12/13	2012/12/12	2,000.00
04146 #	Hong Kong Monetary Authority 4.26% Exchange Fund Notes 2010	HKD1,200,000,000	2007/12/17	2010/12/20	1,255.92
04170	Hong Kong Monetary Authority 4.20% Exchange Fund Notes 2012	HKD1,000,000,000	2007/09/18	2012/09/17	1,008.20
01606	PB Issuer Ltd. 3.3% Guaranteed Convertible Bonds 2013	USD390,000,000	2007/12/21	2013/02/01	3,042.00
					13,989.61

Further issue

Main Board Unit Trusts and Mutual Funds

Unit Trusts and Mutual Funds Trading Statistics

		Exchange Traded Fund (ETF) (HK\$ mil.)	Real Estate Investment Trusts (REITs) (HK\$ mil.)	Others (HK\$ mil.)	Total (HK\$ mil.)	% of market total (HK\$ mil.)
2006	Q4	17,060.73	9,254.24	–	26,314.97	0.97
2007	Q1	31,096.91	13,303.84	–	44,400.75	1.36
	Q2	35,370.10	10,725.14	–	46,095.24	1.20
	Q3	44,168.17	14,031.46	10,132.74	68,332.38	1.12
	Q4	49,930.36	13,436.81	2,388.41	65,755.59	0.79

Note: 1. Include turnover values in HKD only.

Unit Trusts and Mutual Funds Market Value

		No. of issues	Exchange Traded Funds (ETF) (HK\$ mil.)	No. of issues	Real Estate Investment Trusts (REITs) (HK\$ mil.)	No. of issues	Others (HK\$ mil.)	No. of issues	Total (HK\$ mil.)
2006	Q4	9	73,484.31	5	53,057.24	1	–	15	126,541.55
2007	Q1	9	74,975.96	6	69,501.49	1	–	16	144,477.45
	Q2	16	81,938.16	7	68,468.86	1	–	24	150,407.02
	Q3	17	99,014.35	7	67,040.15	2	5,028.22	26	171,082.73
	Q4	17	105,623.36	7	66,089.08	2	4,098.45	26	175,810.89

New Listing Unit Trust and Mutual Funds Statistics

		No. of newly listed unit trust and mutual funds	Funds raised (HK\$ mil.)
2006	Q4	2	2,717.96
2007	Q1	1	2,329.69
	Q2	8	2,245.19
	Q3	2	3,719.10
	Q4	–	–

Main Board Unit Trusts and Mutual Funds

Newly Listed Unit Trust and Mutual Funds

for 4th quarter 2007

Code	Unit trust and Mutual funds	Fund manager	Issue price (HK\$)	Amount raised (HK\$ mil)	Listing date
Nil					

Main Board Callable Bull/Bear Contracts

Callable Bull/Bear Contracts Trading Statistics

		Number	Market value (HK\$ mil.)	Turnover value (HK\$ mil.)
2006	Q4	24	1,782.10	5,434.17
2007	Q1	41	2,510.75	4,887.08
	Q2	37	2,476.60	5,381.01
	Q3	62	8,911.10	15,694.50
	Q4	131	20,406.20	45,417.33

New Listings Callable Bull/Bear Contracts Statistics

		No. of newly listed CBBC	Amount raised (HK\$ mil.)
2006	Q4	43	1,963.02
2007	Q1	45	2,000.20
	Q2	29	1,367.20
	Q3	111	7,632.40
	Q4	206	20,480.60

Main Board Callable Bull/Bear Contracts

Newly Listed Callable Bull/Bear Contracts

for 4th quarter 2007

Code	Callable Bull/Bear Contracts	No. of issue (units)	Listing date	Expiry	Amount raised (HK\$ mil.)
06467	ABN AMRO Bank N.V. – HSCEI R Bull CBBC Jul 2008 M	100,000,000	2007/10/02	2008/07/30	36.10
06471	ABN AMRO Bank N.V. – HSCEI R Bear CBBC Jul 2008 N	100,000,000	2007/10/02	2008/07/30	84.20
06472	ABN AMRO Bank N.V. – HSCEI R Bear CBBC Jul 2008 O	100,000,000	2007/10/02	2008/07/30	50.80
06473	ABN AMRO Bank N.V. – HSCEI R Bear CBBC Jul 2008 P	100,000,000	2007/10/02	2008/07/30	67.50
06466	ABN AMRO Bank N.V. – HSI R Bull CBBC Jul 2008 U	100,000,000	2007/10/02	2008/07/30	47.70
06481	Deutsche Bank AG – HSI R Bear CBBC May 2008 B	400,000,000	2007/10/03	2008/05/29	100.00
06480	UBS AG – HSI R Bear CBBC Jun 2008 F	300,000,000	2007/10/03	2008/06/27	225.00
06468	UBS AG – HSCEI R Bull CBBC Jun 2008 A	200,000,000	2007/10/03	2008/06/27	70.00
06469	UBS AG – HSCEI R Bull CBBC Jun 2008 B	200,000,000	2007/10/03	2008/06/27	50.00
06470	UBS AG – HSCEI R Bear CBBC Jun 2008 C	200,000,000	2007/10/03	2008/06/27	70.00
06474	UBS AG – HSCEI R Bear CBBC Jun 2008 D	200,000,000	2007/10/03	2008/06/27	90.00
06475	UBS AG – HSI R Bull CBBC Jun 2008 A	300,000,000	2007/10/03	2008/06/27	105.00
06476	UBS AG – HSI R Bull CBBC Jun 2008 B	300,000,000	2007/10/03	2008/06/27	90.00
06477	UBS AG – HSI R Bear CBBC Jun 2008 C	300,000,000	2007/10/03	2008/06/27	150.00
06478	UBS AG – HSI R Bear CBBC Jun 2008 D	300,000,000	2007/10/03	2008/06/27	180.00
06479	UBS AG – HSI R Bear CBBC Jun 2008 E	300,000,000	2007/10/03	2008/06/27	195.00
06486	ABN AMRO Bank N.V. – HSCEI R Bull CBBC Jul 2008 Q	100,000,000	2007/10/05	2008/07/30	47.50
06487	ABN AMRO Bank N.V. – HSCEI R Bear CBBC Jul 2008 R	100,000,000	2007/10/05	2008/07/30	30.70
06488	ABN AMRO Bank N.V. – HSCEI R Bear CBBC Jul 2008 S	100,000,000	2007/10/05	2008/07/30	47.30
06489	ABN AMRO Bank N.V. – HSCEI R Bear CBBC Jul 2008 T	100,000,000	2007/10/05	2008/07/30	64.00
06482	ABN AMRO Bank N.V. – HSI R Bull CBBC Jul 2008 V	100,000,000	2007/10/05	2008/07/30	63.30
06484	ABN AMRO Bank N.V. – HSI R Bear CBBC Jul 2008 W	100,000,000	2007/10/05	2008/07/30	46.20
06485	ABN AMRO Bank N.V. – HSI R Bear CBBC Jul 2008 X	100,000,000	2007/10/05	2008/07/30	62.90
06491	ABN AMRO Bank N.V. – HSCEI R Bear CBBC Jul 2008 U	100,000,000	2007/10/08	2008/07/30	25.60
06483	ABN AMRO Bank N.V. – HSI R Bear CBBC Jul 2008 Y	100,000,000	2007/10/08	2008/07/30	25.40
06490	ABN AMRO Bank N.V. – HSI R Bear CBBC Jul 2008 Z	100,000,000	2007/10/08	2008/07/30	28.40
06492	UBS AG – HSCEI R Bull CBBC Jun 2008 E	200,000,000	2007/10/09	2008/06/27	60.00
06493	UBS AG – HSCEI R Bull CBBC Jun 2008 F	200,000,000	2007/10/09	2008/06/27	50.00
06496	UBS AG – HSCEI R Bear CBBC Jun 2008 G	200,000,000	2007/10/09	2008/06/27	80.00
06497	UBS AG – HSCEI R Bear CBBC Jun 2008 H	200,000,000	2007/10/09	2008/06/27	100.00
06494	UBS AG – HSI R Bull CBBC Jun 2008 G	300,000,000	2007/10/09	2008/06/27	90.00
06495	UBS AG – HSI R Bull CBBC Jun 2008 H	300,000,000	2007/10/09	2008/06/27	75.00
06498	UBS AG – HSI R Bear CBBC Jun 2008 I	300,000,000	2007/10/09	2008/06/27	180.00
06499	UBS AG – HSI R Bear CBBC Jun 2008 J	300,000,000	2007/10/09	2008/06/27	210.00
06200	Deutsche Bank AG – HSI R Bear CBBC Apr 2008 C	400,000,000	2007/10/11	2008/04/29	102.00
06201	Deutsche Bank AG – HSI R Bear CBBC May 2008 C	400,000,000	2007/10/11	2008/05/29	104.00
06202	UBS AG – HSCEI R Bear CBBC Jun 2008 I	200,000,000	2007/10/11	2008/06/27	60.00
06203	UBS AG – HSCEI R Bear CBBC Jun 2008 J	200,000,000	2007/10/11	2008/06/27	110.00
06204	UBS AG – HSCEI R Bear CBBC Jun 2008 K	200,000,000	2007/10/11	2008/06/27	130.00
06205	UBS AG – HSI R Bear CBBC Jun 2008 K	300,000,000	2007/10/11	2008/06/27	90.00
06211	ABN AMRO Bank N.V. – HSCEI R Bull CBBC Jul 2008 V	100,000,000	2007/10/16	2008/07/30	36.20
06206	ABN AMRO Bank N.V. – HSI R Bull CBBC Jul 2008 B	100,000,000	2007/10/16	2008/07/30	46.50

Main Board Callable Bull/Bear Contracts

Code	Callable Bull/Bear Contracts	No. of issue (units)	Listing date	Expiry	Amount raised (HK\$ mil.)
06207	ABN AMRO Bank N.V. – HSI R Bear CBBC Jul 2008 C	100,000,000	2007/10/16	2008/07/30	34.30
06208	ABN AMRO Bank N.V. – HSI R Bear CBBC Jul 2008 A	100,000,000	2007/10/16	2008/07/30	39.30
06209	ABN AMRO Bank N.V. – HSI R Bear CBBC Jul 2008 G	100,000,000	2007/10/16	2008/07/30	44.30
06210	ABN AMRO Bank N.V. – HSI R Bear CBBC Jul 2008 J	100,000,000	2007/10/16	2008/07/30	49.30
06213	ABN AMRO Bank N.V. – China Mobile R Bull CBBC Oct 2008 A	100,000,000	2007/10/17	2008/10/10	41.10
06214	ABN AMRO Bank N.V. – HKEx R Bull CBBC Oct 2008 A	100,000,000	2007/10/17	2008/10/10	151.70
06215	ABN AMRO Bank N.V. – HSCEI R Bear CBBC Jul 2008 X	100,000,000	2007/10/18	2008/07/30	28.20
06216	UBS AG – HSCEI R Bull CBBC Jun 2008 L	200,000,000	2007/10/18	2008/06/27	100.00
06217	UBS AG – HSCEI R Bull CBBC Jun 2008 M	200,000,000	2007/10/18	2008/06/27	80.00
06220	UBS AG – HSCEI R Bear CBBC Jun 2008 N	200,000,000	2007/10/18	2008/06/27	70.00
06221	UBS AG – HSCEI R Bear CBBC Jun 2008 O	200,000,000	2007/10/18	2008/06/27	90.00
06218	UBS AG – HSI R Bull CBBC Jun 2008 L	300,000,000	2007/10/18	2008/06/27	120.00
06219	UBS AG – HSI R Bull CBBC Jun 2008 M	300,000,000	2007/10/18	2008/06/27	99.00
06222	UBS AG – HSI R Bear CBBC Jun 2008 N	300,000,000	2007/10/18	2008/06/27	135.00
06223	UBS AG – HSI R Bear CBBC Jun 2008 O	300,000,000	2007/10/18	2008/06/27	150.00
06224	Deutsche Bank AG – HSI R Bull CBBC May 2008 D	400,000,000	2007/10/22	2008/05/29	100.00
06225	UBS AG – HSCEI R Bull CBBC Jun 2008 P	200,000,000	2007/10/24	2008/06/27	84.00
06226	UBS AG – HSCEI R Bull CBBC Jun 2008 Q	200,000,000	2007/10/24	2008/06/27	70.00
06227	UBS AG – HSCEI R Bull CBBC Jun 2008 R	200,000,000	2007/10/24	2008/06/27	50.00
06228	UBS AG – HSCEI R Bear CBBC Jun 2008 S	200,000,000	2007/10/24	2008/06/27	80.00
06229	UBS AG – HSCEI R Bear CBBC Jun 2008 T	200,000,000	2007/10/24	2008/06/27	110.00
06230	UBS AG – HSCEI R Bear CBBC Jun 2008 U	200,000,000	2007/10/24	2008/06/27	120.00
06231	UBS AG – HSI R Bull CBBC Jun 2008 P	300,000,000	2007/10/24	2008/06/27	90.00
06232	UBS AG – HSI R Bull CBBC Jun 2008 Q	300,000,000	2007/10/24	2008/06/27	75.00
06233	UBS AG – HSI R Bear CBBC Jun 2008 R	300,000,000	2007/10/24	2008/06/27	165.00
06234	UBS AG – HSI R Bear CBBC Jun 2008 S	300,000,000	2007/10/24	2008/06/27	195.00
06235	Deutsche Bank AG – HSI R Bear CBBC Jul 2008 A	600,000,000	2007/10/25	2008/07/30	150.00
06236	Deutsche Bank AG – HSI R Bear CBBC Jul 2008 B	600,000,000	2007/10/25	2008/07/30	156.00
06246	ABN AMRO Bank N.V. – HSCEI R Bull CBBC Jul 2008 G	100,000,000	2007/10/26	2008/07/30	44.30
06247	ABN AMRO Bank N.V. – HSCEI R Bull CBBC Jul 2008 H	100,000,000	2007/10/26	2008/07/30	38.70
06243	ABN AMRO Bank N.V. – HSCEI R Bear CBBC Jul 2008 A	100,000,000	2007/10/26	2008/07/30	60.70
06242	ABN AMRO Bank N.V. – HSCEI R Bear CBBC Jul 2008 B	100,000,000	2007/10/26	2008/07/30	50.70
06240	ABN AMRO Bank N.V. – HSCEI R Bear CBBC Jul 2008 Y	100,000,000	2007/10/26	2008/07/30	30.70
06241	ABN AMRO Bank N.V. – HSCEI R Bear CBBC Jul 2008 Z	100,000,000	2007/10/26	2008/07/30	40.70
06245	ABN AMRO Bank N.V. – HSI R Bull CBBC Jul 2008 O	100,000,000	2007/10/26	2008/07/30	43.00
06244	ABN AMRO Bank N.V. – HSI R Bull CBBC Jul 2008 P	100,000,000	2007/10/26	2008/07/30	52.30
06237	ABN AMRO Bank N.V. – HSI R Bear CBBC Jul 2008 K	100,000,000	2007/10/26	2008/07/30	44.00
06238	ABN AMRO Bank N.V. – HSI R Bear CBBC Jul 2008 L	100,000,000	2007/10/26	2008/07/30	54.00
06239	ABN AMRO Bank N.V. – HSI R Bear CBBC Jul 2008 N	100,000,000	2007/10/26	2008/07/30	64.00
06248	ABN AMRO Bank N.V. – HSI R Bear CBBC Jul 2008 Q	100,000,000	2007/10/26	2008/07/30	28.70
06249	UBS AG – HSCEI R Bear CBBC Jun 2008 V	200,000,000	2007/10/29	2008/06/27	60.00
06250	UBS AG – HSI R Bear CBBC Jun 2008 T	300,000,000	2007/10/29	2008/06/27	105.00
06252	ABN AMRO Bank N.V. – HSCEI R Bull CBBC Jul 2008 J	100,000,000	2007/10/30	2008/07/30	30.40
06251	ABN AMRO Bank N.V. – HSI R Bull CBBC Jul 2008 R	100,000,000	2007/10/30	2008/07/30	34.00
06253	UBS AG – HSI R Bull CBBC Jul 2008 A	300,000,000	2007/11/02	2008/07/30	84.00

Main Board Callable Bull/Bear Contracts

Code	Callable Bull/Bear Contracts	No. of issue (units)	Listing date	Expiry	Amount raised (HK\$ mil.)
06254	UBS AG – HSI R Bear CBBC Jul 2008 B	300,000,000	2007/11/02	2008/07/30	108.00
06255	UBS AG – HSI R Bear CBBC Jul 2008 C	300,000,000	2007/11/02	2008/07/30	135.00
06256	UBS AG – HSI R Bear CBBC Jul 2008 D	300,000,000	2007/11/02	2008/07/30	159.00
06262	ABN AMRO Bank N.V. – HSCEI R Bear CBBC Jul 2008 K	100,000,000	2007/11/05	2008/07/30	35.60
06263	ABN AMRO Bank N.V. – HSCEI R Bear CBBC Jul 2008 L	100,000,000	2007/11/05	2008/07/30	45.60
06264	ABN AMRO Bank N.V. – HSCEI R Bear CBBC Jul 2008 O	100,000,000	2007/11/05	2008/07/30	55.60
06265	ABN AMRO Bank N.V. – HSCEI R Bear CBBC Jul 2008 R	100,000,000	2007/11/05	2008/07/30	65.60
06266	ABN AMRO Bank N.V. – HSCEI R Bear CBBC Jul 2008 W	100,000,000	2007/11/05	2008/07/30	70.60
06257	ABN AMRO Bank N.V. – HSI R Bear CBBC Jul 2008 W	100,000,000	2007/11/05	2008/07/30	28.00
06258	ABN AMRO Bank N.V. – HSI R Bear CBBC Jul 2008 S	100,000,000	2007/11/05	2008/07/30	38.00
06259	ABN AMRO Bank N.V. – HSI R Bear CBBC Jul 2008 Y	100,000,000	2007/11/05	2008/07/30	48.00
06260	ABN AMRO Bank N.V. – HSI R Bear CBBC Jul 2008 Z	100,000,000	2007/11/05	2008/07/30	58.00
06261	ABN AMRO Bank N.V. – HSI R Bear CBBC Jul 2008 X	100,000,000	2007/11/05	2008/07/30	63.00
06269	UBS AG – HSCEI R Bear CBBC Jul 2008 A	300,000,000	2007/11/05	2008/07/30	186.00
06267	UBS AG – HSI R Bear CBBC Jul 2008 E	500,000,000	2007/11/05	2008/07/30	300.00
06268	UBS AG – HSI R Bear CBBC Jul 2008 F	500,000,000	2007/11/05	2008/07/30	340.00
06270	UBS AG – HSI R Bull CBBC Jul 2008 G	500,000,000	2007/11/05	2008/07/30	190.00
06271	ABN AMRO Bank N.V. – China Mobile R Bull CBBC Oct 2008 B	100,000,000	2007/11/06	2008/10/30	42.80
06272	ABN AMRO Bank N.V. – HKEx R Bull CBBC Oct 2008 B	100,000,000	2007/11/06	2008/10/30	113.20
06279	ABN AMRO Bank N.V. – SHK Ppt R Bull CBBC Oct 2008 A	100,000,000	2007/11/06	2008/10/30	54.50
06277	ABN AMRO Bank N.V. – HSCEI R Bull CBBC Jul 2008 P	100,000,000	2007/11/06	2008/07/30	25.40
06278	ABN AMRO Bank N.V. – HSCEI R Bull CBBC Jul 2008 S	100,000,000	2007/11/06	2008/07/30	25.80
06273	ABN AMRO Bank N.V. – HSI R Bull CBBC Jul 2008 T	100,000,000	2007/11/06	2008/07/30	34.10
06274	ABN AMRO Bank N.V. – HSI R Bull CBBC Jul 2008 Q	100,000,000	2007/11/06	2008/07/30	30.40
06275	ABN AMRO Bank N.V. – HSI R Bull CBBC Jul 2008 C	100,000,000	2007/11/06	2008/07/30	27.90
06276	ABN AMRO Bank N.V. – HSI R Bull CBBC Jul 2008 G	100,000,000	2007/11/06	2008/07/30	25.40
06280	Deutsche Bank AG – HSI R Bear CBBC Jul 2008 C	600,000,000	2007/11/06	2008/07/30	150.00
06281	Deutsche Bank AG – HSI R Bear CBBC Aug 2008 A	600,000,000	2007/11/06	2008/08/28	150.00
06282	UBS AG – HSCEI R Bear CBBC Jul 2008 B	300,000,000	2007/11/12	2008/07/30	75.00
06285	UBS AG – HSCEI R Bear CBBC Jul 2008 C	300,000,000	2007/11/12	2008/07/30	87.00
06283	UBS AG – HSI R Bear CBBC Jul 2008 H	500,000,000	2007/11/12	2008/07/30	130.00
06284	UBS AG – HSI R Bear CBBC Jul 2008 I	500,000,000	2007/11/12	2008/07/30	165.00
06286	UBS AG – HSI R Bear CBBC Jul 2008 J	500,000,000	2007/11/12	2008/07/30	165.00
06287	UBS AG – HSCEI R Bear CBBC Jul 2008 D	300,000,000	2007/11/12	2008/07/30	81.00
06288	UBS AG – HSI R Bear CBBC Jul 2008 K	500,000,000	2007/11/12	2008/07/30	130.00
06289	UBS AG – HSI R Bear CBBC Jul 2008 L	500,000,000	2007/11/12	2008/07/30	165.00
06220 #	UBS AG – HSCEI R Bear CBBC Jun 2008 N	500,000,000	2007/11/13	2008/06/27	222.50
06233 #	UBS AG – HSI R Bear CBBC Jun 2008 R	500,000,000	2007/11/13	2008/06/27	275.00
06290	Deutsche Bank AG – HSI R Bear CBBC Jul 2008 D	600,000,000	2007/11/14	2008/07/30	150.00
06291	UBS AG – HSCEI R Bull CBBC Jul 2008 E	300,000,000	2007/11/14	2008/07/30	75.00
06292	UBS AG – HSI R Bull CBBC Jul 2008 M	500,000,000	2007/11/14	2008/07/30	125.00
06301	ABN AMRO Bank N.V. – China Mobile R Bull CBBC Nov 2008 A	100,000,000	2007/11/15	2008/11/07	40.30
06303	ABN AMRO Bank N.V. – HSCEI R Bull CBBC Jul 2008 U	100,000,000	2007/11/15	2008/07/30	25.30
06302	ABN AMRO Bank N.V. – HSI R Bull CBBC Jul 2008 Q	100,000,000	2007/11/15	2008/07/30	26.50
06304	UBS AG – HSCEI R Bear CBBC Jul 2008 F	300,000,000	2007/11/15	2008/07/30	84.00

Main Board Callable Bull/Bear Contracts

Code	Callable Bull/Bear Contracts	No. of issue (units)	Listing date	Expiry	Amount raised (HK\$ mil.)
06305	UBS AG – HSI R Bear CBBC Jul 2008 N	500,000,000	2007/11/15	2008/07/30	125.00
06210 #	ABN AMRO Bank N.V. – HSI R Bear CBBC Jul 2008 J	100,000,000	2007/11/15	2008/07/30	46.00
06306	Deutsche Bank AG – HSCEI R Bull CBBC Jun 2008 A	400,000,000	2007/11/16	2008/06/27	136.00
06310	Deutsche Bank AG – HSCEI R Bear CBBC Jun 2008 B	400,000,000	2007/11/16	2008/06/27	160.00
06345	ABN AMRO Bank N.V. – HSCEI R Bear CBBC Jul 2008 T	100,000,000	2007/11/19	2008/07/30	26.30
06346	ABN AMRO Bank N.V. – HSCEI R Bear CBBC Jul 2008 N	100,000,000	2007/11/19	2008/07/30	25.00
06314	ABN AMRO Bank N.V. – HSI R Bear CBBC Jul 2008 A	100,000,000	2007/11/19	2008/07/30	25.30
06315	ABN AMRO Bank N.V. – HSI R Bear CBBC Jul 2008 G	100,000,000	2007/11/19	2008/07/30	26.90
06344	ABN AMRO Bank N.V. – HSI R Bear CBBC Jul 2008 T	100,000,000	2007/11/19	2008/07/30	25.20
06307	UBS AG – HSCEI R Bear CBBC Jul 2008 G	300,000,000	2007/11/19	2008/07/30	75.00
06308	UBS AG – HSCEI R Bear CBBC Jul 2008 H	300,000,000	2007/11/19	2008/07/30	87.00
06309	UBS AG – HSCEI R Bear CBBC Jul 2008 I	300,000,000	2007/11/19	2008/07/30	111.00
06311	UBS AG – HSI R Bear CBBC Jul 2008 O	500,000,000	2007/11/19	2008/07/30	125.00
06312	UBS AG – HSI R Bear CBBC Jul 2008 P	500,000,000	2007/11/19	2008/07/30	125.00
06313	UBS AG – HSI R Bear CBBC Jul 2008 Q	500,000,000	2007/11/19	2008/07/30	165.00
06347	Deutsche Bank AG – HSI R Bull CBBC Jul 2008 E	600,000,000	2007/11/20	2008/07/30	150.00
06352	Deutsche Bank AG – HSI R Bear CBBC Jul 2008 F	600,000,000	2007/11/20	2008/07/30	153.00
06348	UBS AG – HSCEI R Bear CBBC Jul 2008 J	300,000,000	2007/11/20	2008/07/30	75.00
06349	UBS AG – HSI R Bear CBBC Jul 2008 R	500,000,000	2007/11/20	2008/07/30	125.00
06335	Deutsche Bank AG – HSI R Bull CBBC Jul 2008 G	400,000,000	2007/11/21	2008/07/30	102.00
06336	Deutsche Bank AG – HSI R Bull CBBC Jul 2008 H	400,000,000	2007/11/21	2008/07/30	104.00
06353	UBS AG – HSI R Bull CBBC Jul 2008 S	500,000,000	2007/11/21	2008/07/30	180.00
06354	UBS AG – HSI R Bull CBBC Jul 2008 T	500,000,000	2007/11/21	2008/07/30	145.00
06373	UBS AG – HSI R Bull CBBC Jul 2008 U	500,000,000	2007/11/21	2008/07/30	125.00
06374	UBS AG – HSCEI R Bull CBBC Jul 2008 K	300,000,000	2007/11/21	2008/07/30	87.00
06376	UBS AG – HSCEI R Bull CBBC Jul 2008 L	300,000,000	2007/11/21	2008/07/30	75.00
06340	UBS AG – HSCEI R Bull CBBC Jul 2008 M	300,000,000	2007/11/27	2008/07/30	75.00
06341	UBS AG – HSI R Bull CBBC Jul 2008 V	500,000,000	2007/11/27	2008/07/30	135.00
06342	Deutsche Bank AG – HSCEI R Bull CBBC Jul 2008 A	600,000,000	2007/11/28	2008/07/30	246.00
06350	Deutsche Bank AG – HSCEI R Bear CBBC Jul 2008 B	600,000,000	2007/11/28	2008/07/30	210.00
06343	UBS AG – HSCEI R Bear CBBC Aug 2008 B	300,000,000	2007/11/29	2008/08/28	75.00
06351	UBS AG – HSCEI R Bear CBBC Aug 2008 A	300,000,000	2007/11/29	2008/08/28	93.00
06355	UBS AG – HSI R Bear CBBC Aug 2008 A	500,000,000	2007/11/29	2008/08/28	125.00
06356	UBS AG – HSI R Bear CBBC Aug 2008 B	500,000,000	2007/11/29	2008/08/28	160.00
06357	Deutsche Bank AG – HSI R Bear CBBC Jul 2008 I	600,000,000	2007/12/03	2008/07/30	150.00
06358	UBS AG – HSCEI R Bull CBBC Aug 2008 C	300,000,000	2007/12/03	2008/08/28	90.00
06363	UBS AG – HSI R Bull CBBC Aug 2008 C	500,000,000	2007/12/03	2008/08/28	165.00
06476 #	UBS AG – HSI R Bull CBBC Jun 2008 B	500,000,000	2007/12/03	2008/06/27	230.00
06364	UBS AG – HSCEI R Bull CBBC Aug 2008 D	300,000,000	2007/12/05	2008/08/28	75.00
06368	UBS AG – HSI R Bull CBBC Aug 2008 D	500,000,000	2007/12/05	2008/08/28	125.00
06378	UBS AG – HSCEI R Bull CBBC Aug 2008 E	300,000,000	2007/12/06	2008/08/28	75.00
06382	UBS AG – HSI R Bull CBBC Aug 2008 E	500,000,000	2007/12/06	2008/08/28	125.00
06383	UBS AG – HSI R Bull CBBC Aug 2008 F	500,000,000	2007/12/06	2008/08/28	125.00
06384	Deutsche Bank AG – HSI R Bull CBBC Jul 2008 J	600,000,000	2007/12/07	2008/07/30	150.00
06389	Deutsche Bank AG – HSI R Bear CBBC Jul 2008 K	600,000,000	2007/12/07	2008/07/30	150.00

Main Board Callable Bull/Bear Contracts

Code	Callable Bull/Bear Contracts	No. of issue (units)	Listing date	Expiry	Amount raised (HK\$ mil.)
06385	Deutsche Bank AG – HSCEI R Bull CBBC Jun 2008 C	600,000,000	2007/12/10	2008/06/27	234.00
06390	Deutsche Bank AG – HSCEI R Bear CBBC Jun 2008 D	600,000,000	2007/12/10	2008/06/27	216.00
06394	UBS AG – HSI R Bull CBBC Aug 2008 G	500,000,000	2007/12/11	2008/08/28	125.00
06404	Deutsche Bank AG – HSI R Bull CBBC Aug 2008 B	600,000,000	2007/12/12	2008/08/28	150.00
06405	Deutsche Bank AG – HSI R Bull CBBC Aug 2008 C	600,000,000	2007/12/12	2008/08/28	150.00
06403	UBS AG – HSI R Bull CBBC Aug 2008 H	500,000,000	2007/12/12	2008/08/28	125.00
06406	UBS AG – HSCEI R Bull CBBC Aug 2008 F	300,000,000	2007/12/14	2008/08/28	75.00
06293	UBS AG – HSCEI R Bull CBBC Aug 2008 G	300,000,000	2007/12/14	2008/08/28	75.00
06297	UBS AG – HSI R Bull CBBC Aug 2008 I	500,000,000	2007/12/14	2008/08/28	125.00
06359	UBS AG – HSI R Bear CBBC Aug 2008 J	500,000,000	2007/12/14	2008/08/28	125.00
06362	UBS AG – HSI R Bear CBBC Aug 2008 K	500,000,000	2007/12/17	2008/08/28	125.00
06370	ABN AMRO Bank N.V. – HSBC R Bull CBBC Oct 2008 A	100,000,000	2007/12/20	2008/10/30	42.20
06372	ABN AMRO Bank N.V. – China Mobile R Bull CBBC Oct 2008 B	100,000,000	2007/12/20	2008/10/30	37.30
06380	ABN AMRO Bank N.V. – HSCEI R Bull CBBC Jul 2008 X	100,000,000	2007/12/20	2008/07/30	27.60
06417	ABN AMRO Bank N.V. – HSCEI R Bear CBBC Jul 2008 J	100,000,000	2007/12/20	2008/07/30	35.30
06375	ABN AMRO Bank N.V. – HSI R Bull CBBC Jul 2008 C	100,000,000	2007/12/20	2008/07/30	43.90
06377	ABN AMRO Bank N.V. – HSI R Bull CBBC Jul 2008 O	100,000,000	2007/12/20	2008/07/30	31.20
06381	ABN AMRO Bank N.V. – HSI R Bear CBBC Jul 2008 R	100,000,000	2007/12/20	2008/07/30	34.60
06294	Deutsche Bank AG – HSI R Bull CBBC Jul 2008 L	800,000,000	2007/12/20	2008/07/30	200.00
06369	Deutsche Bank AG – HSI R Bear CBBC Aug 2008 D	800,000,000	2007/12/20	2008/08/28	200.00
06379	UBS AG – HSCEI R Bear CBBC Aug 2008 H	300,000,000	2007/12/20	2008/08/28	90.00
06360	UBS AG – HSCEI R Bear CBBC Aug 2008 I	300,000,000	2007/12/20	2008/08/28	75.00
06366	UBS AG – HSI R Bear CBBC Aug 2008 L	500,000,000	2007/12/20	2008/08/28	125.00
06371	UBS AG – HSI R Bear CBBC Aug 2008 M	500,000,000	2007/12/20	2008/08/28	125.00
06317	Deutsche Bank AG – HSI R Bear CBBC Aug 2008 E	800,000,000	2007/12/24	2008/08/28	200.00
06418	UBS AG – HSCEI R Bear CBBC Aug 2008 J	300,000,000	2007/12/24	2008/08/28	75.00
06432	UBS AG – HSCEI R Bear CBBC Aug 2008 K	300,000,000	2007/12/24	2008/08/28	90.00
06316	UBS AG – HSI R Bear CBBC Aug 2008 N	500,000,000	2007/12/24	2008/08/28	130.00
06438	UBS AG – HSI R Bear CBBC Aug 2008 O	500,000,000	2007/12/24	2008/08/28	125.00
06320	Deutsche Bank AG – HSCEI R Bull CBBC Jul 2008 C	100,000,000	2007/12/27	2008/07/30	36.00
06419	Deutsche Bank AG – HSCEI R Bear CBBC Jul 2008 D	100,000,000	2007/12/27	2008/07/30	39.00
06322	UBS AG – HSCEI R Bull CBBC Aug 2008 L	300,000,000	2007/12/27	2008/08/28	75.00
06427	UBS AG – HSI R Bull CBBC Aug 2008 P	500,000,000	2007/12/27	2008/08/28	125.00
06314 #	ABN AMRO Bank N.V. – HSI R Bear CBBC Jul 2008 A	100,000,000	2007/12/27	2008/07/30	36.00
06206 #	ABN AMRO Bank N.V. – HSI R Bull CBBC Jul 2008 B	100,000,000	2007/12/28	2008/07/30	28.00
Total					20,480.60

Further issue

Main Board ELI/Trading Only Stocks

Equity Linked Instrument Trading Statistics

		No. of issues	Turnover value (HK\$ mil.)
2006	Q4	–	–
2007	Q1	–	–
	Q2	–	–
	Q3	–	–
	Q4	–	–

NASDAQ Stocks

		No. of issues	Turnover value (HK\$ mil.)
2006	Q4	7	4.35
2007	Q1	7	2.88
	Q2	7	5.07
	Q3	7	5.91
	Q4	7	2.19

iShares

		No. of issues	Turnover value (HK\$ mil.)
2006	Q4	2	0.00
2007	Q1	2	0.00
	Q2	2	0.00
	Q3	2	0.07
	Q4	2	0.02

GEM Equities

Equity Turnover – GEM

		Share (Mil. shs)	Value (HK\$ mil.)	No. of deals
2006	Q4	13,275.64	10,793.14	257,814
2007	Q1	33,726.77	19,053.88	435,944
	Q2	77,226.99	52,484.46	1,020,884
	Q3	82,182.17	54,551.65	1,107,868
	Q4	56,876.01	33,142.09	705,030

Equity Trading Statistics – GEM

		No. of trading days	Average daily turnover (HK\$ mil.)	Average value per deal
2006	Q4	61	176.94	41,864
2007	Q1	62	307.32	43,707
	Q2	59	889.57	51,411
	Q3	63	865.90	49,240
	Q4	62	534.55	47,008

20 Most Advanced GEM Stocks

for 4th quarter 2007

Rank	Code	Stock	Closing price		% up
			End of Dec 2007	End of Sep 2007	
1	08299	ESPCO-NEW	0.800	0.139 A	475.54
2	08100	M DREAM INWORLD	0.465	0.110 A	322.73
3	08123	IFN	0.710	0.250	184.00
4	08192	GS ENGINEERING	0.285	0.103 A	176.70
5	08139	PROSPERITY INTL	2.820	1.050	168.57
6	08009	IMERCHANTS	2.500	1.100	127.27
7	08203	ULTRA GROUP	0.480	0.230	108.70
8	08198	WAFER SYSTEMS	2.650	1.280	107.03
9	08082	INFO COMM HOLD	0.335	0.165	103.03
10	08019	EVERPRIDE PHAR	0.420	0.220	90.91
11	08250	CORE HEALTHCARE	1.050	0.570	84.21
12	08061	ACROSSASIA	0.400	0.219	82.65
13	08163	TRADEEASY	0.255	0.150	70.00
14	08155	SOUTHCHINA LAND	0.560	0.330	69.70
15	08171	QUASAR COMM TEC	0.450	0.280	60.71
16	08118	INT'L ENT	2.280	1.450	57.24
17	08158	BM INTELLIGENCE	0.265	0.178	48.88
18	08032	G CHINA TECH	0.130	0.088	47.73
19	08043	ERA INFO&ENTER	0.750	0.510	47.06
20	08273	ZJ PROSPECT	3.990	3.030	31.68

A Adjusted

GEM Equities

20 Most Declined GEM Stocks

for 4th quarter 2007

Rank	Code	Stock	Closing price		% up
			End of Dec 2007	End of Sep 2007	
1	08076	SING LEE	0.115	0.410	-71.95
2	08101	VC HOLDINGS	1.790	4.480	-60.04
3	08276	SUNSHINE	0.360	0.890	-59.55
4	08063	TRASY GOLD EX	0.060	0.125	-52.00
5	08089	C RAILLOGISTICS	4.020	8.200	-50.98
6	08079	B.A.L. HOLD	0.138	0.277 A	-50.18
7	08112	DETEAM CO LTD	1.260	2.460	-48.78
8	08153	CCCTV GROUP	0.720	1.390	-48.20
9	08329	NEP INTERLONG	1.230	2.320	-46.98
10	08166	LINEFAN TECH	1.050	1.940 A	-45.88
11	08116	NEOLINK CYBER	0.194	0.355	-45.35
12	08117	CHINA P RES	0.206	0.360	-42.78
13	08050	FLEXSYSTEM	0.350	0.600	-41.67
14	08256	NETEL	0.200	0.340	-41.18
15	08258	NW INDUSTRY	0.205	0.345	-40.58
16	08271	GDC	1.700	2.850	-40.35
17	08220	EMCOM INT'L	0.195	0.320	-39.06
18	08130	BRILLIANT ARTS	0.105	0.169	-37.87
19	08186	CHINA ASEAN RES	0.335	0.530	-36.79
20	08202	INNO-TECH HOLD	0.465	0.730	-36.30

A Adjusted

GEM Equities

20 Most Active GEM Stocks by Value

for 4th quarter 2007

Rank	Code	Stock	Turnover (HK\$ mil.)	% of total
1	08288	NETDRAGON	2,949.02	8.90
2	08239	MING KEI ENERGY	1,569.53	4.74
3	08277	WUMART	1,491.85	4.50
4	08178	XTEAM SOFTWARE	1,490.66	4.50
5	08138	TOWN HEALTH	1,409.68	4.25
6	08161	CHINALOTSYNERGY	1,061.67	3.20
7	08089	C RAILLOGISTICS	961.15	2.90
8	08123	IFN	899.17	2.71
9	08199	WEIGAO GROUP	846.96	2.56
10	08182	ENVIRO ENERGY	839.72	2.53
11	08002	PHOENIX TV	811.91	2.45
12	08137	HONBRIDGE	766.92	2.31
13	08071	GLORY FUTURE GP	760.83	2.30
14	08276	SUNSHINE	659.24	1.99
15	08063	TRASY GOLD EX	623.41	1.88
16	08180	GOLDEN MEDITECH	550.84	1.66
17	08272	BYFORD INT'L	518.83	1.57
18	08141	INSPUR INT'L	508.58	1.53
19	08117	CHINA P RES	501.72	1.51
20	08090	MIDLAND IC&I	460.31	1.39
Total			19,682.02	59.39

GEM Equities

20 Most Active GEM Stock by Shares

for 4th quarter 2007

Rank	Code	Stock	Turnover (Mil. shs)	% of total
1	08138	TOWN HEALTH	11,064.39	19.45
2	08063	TRASY GOLD EX	5,923.92	10.42
3	08090	MIDLAND IC&I	4,633.44	8.15
4	08071	GLORY FUTURE GP	2,177.91	3.83
5	08178	XTEAM SOFTWARE	1,889.41	3.32
6	08117	CHINA P RES	1,684.54	2.96
7	08011	POLYARD PETRO	1,675.11	2.95
8	08079	B.A.L. HOLD	1,635.65	2.88
9	08239	MING KEI ENERGY	1,387.53	2.44
10	08276	SUNSHINE	1,338.13	2.35
11	08123	IFN	1,318.72	2.32
12	08161	CHINALOTSYNERGY	1,076.46	1.89
13	08128	IIN INT'L	975.95	1.72
14	08137	HONBRIDGE	827.59	1.46
15	08017	LONG SUCCESS	646.82	1.14
16	08299	ESPCO-NEW	578.24	1.02
17	08163	TRADEEASY	551.22	0.97
18	08116	NEOLINK CYBER	503.68	0.89
19	08006	CHINA.COM	500.14	0.88
20	08250	CORE HEALTHCARE	498.33	0.88
Total			40,887.17	71.89

GEM Equities

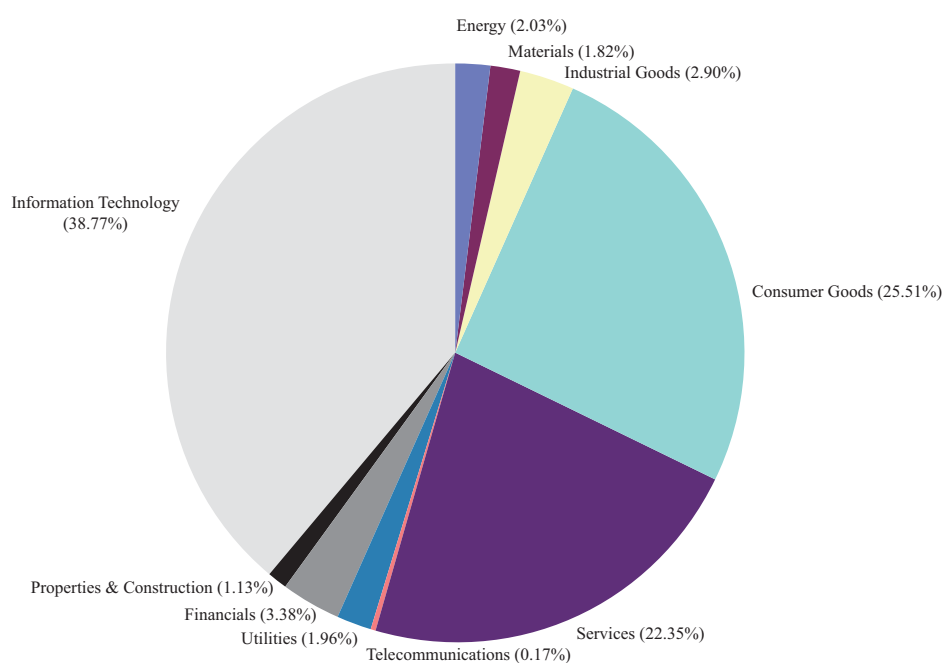
Market Capitalisation of Listed Companies for GEM

as at the quarter end

		HK\$ mil.
2006	Q4	88,885.43
2007	Q1	108,727.59
	Q2	150,189.65
	Q3	150,850.17
	Q4	161,080.97

Market Capitalisation by Hang Seng Industry Classification System*

Quarter-end figures



* Hang Seng Industry Classification System (HSICS) is provided by Hang Seng Indexes Company Limited. Please see the Disclaimer and the Important Notes – dissemination of HSICS Information.

GEM Equities

50 Leading Companies by Market Capitalisation – GEM

as at the 4th quarter end 2007

Rank	Code	Company	Market capitalisation (HK\$ mil.)	% of market total
1	08288	NetDragon Websoft Inc.	9,221.93	5.73
2	08002	Phoenix Satellite Television Holdings Ltd.	8,366.21	5.19
3	08161	China LotSynergy Holdings Ltd.	7,419.19	4.61
4	08199	Shandong Weigao Group Medical Polymer Co. Ltd. – H Shares	6,253.20	3.88
5	08222	CK Life Sciences Int'l., (Holdings) Inc.	5,766.64	3.58
6	08180	Golden Meditech Co. Ltd.	5,488.91	3.41
7	08182	Enviro Energy International Holdings Ltd.	5,252.61	3.26
8	08178	Xteam Software International Ltd.	4,301.40	2.67
9	08272	Byford International Ltd.	3,800.00	2.36
10	08141	Inspur International Ltd.	3,724.38	2.31
11	08279	AGTech Holdings Ltd.	3,543.05	2.20
12	08277	Wumart Stores, Inc. – H Shares	3,358.55	2.09
13	08137	Honbridge Holdings Ltd.	3,037.32	1.89
14	08299	Espco Technology Holdings Ltd.	2,857.09	1.77
15	08118	International Entertainment Corporation	2,688.48	1.67
16	08052	Convenience Retail Asia Ltd.	2,442.36	1.52
17	08070	Zhongyu Gas Holdings Ltd.	2,391.08	1.48
18	08271	Global Digital Creations Holdings Ltd.	2,201.92	1.37
19	08008	Sunevision Holdings Ltd.	2,112.74	1.31
20	08149	EMER International Group Ltd.	2,107.91	1.31
21	08138	Town Health International Holdings Co. Ltd.	2,044.84	1.27
22	08061	AcrossAsia Ltd.	2,025.85	1.26
23	08206	China Cyber Port (International) Co. Ltd.	1,973.63	1.23
24	08089	China Railway Logistics Ltd.	1,967.04	1.22
25	08029	Galileo Holdings Ltd.	1,768.75	1.10
26	08123	International Financial Network Holdings Ltd.	1,731.00	1.07
27	08005	Yuxing InfoTech Holdings Ltd.	1,701.66	1.06
28	08006	China.com Inc.	1,664.83	1.03
29	08239	Ming Kei Energy Holdings Ltd.	1,647.20	1.02
30	08108	FAVA International Holdings Ltd.	1,575.67	0.98
31	08117	China Primary Resources Holdings Ltd.	1,539.92	0.96
32	08313	International Elite Ltd.	1,513.92	0.94
33	08201	China Fire Safety Enterprise Group Holdings Ltd.	1,413.23	0.88
34	08216	Chinasoft International Ltd.	1,374.69	0.85
35	08259	Yantai North Andre Juice Co. Ltd. – H Shares	1,372.94	0.85
36	08122	CASH Financial Services Group Ltd.	1,350.03	0.84
37	08069	Tong Ren Tang Technologies Co. Ltd. – H Shares	1,266.14	0.79
38	08245	Beijing Jingkelong Co. Ltd. – H Shares	1,245.97	0.77
39	08192	Global Solution Engineering Ltd.	1,216.38	0.76
40	08212	Aptus Holdings Ltd.	1,154.90	0.72
41	08085	New Chinese Medicine Holdings Ltd.	1,062.92	0.66
42	08136	Richfield Group Holdings Ltd.	937.12	0.58
43	08230	Shenzhen Dongjiang Environmental Co. Ltd. – H Shares	871.71	0.54
44	08211	Zhejiang Yonglong Enterprises Co. Ltd. – H Shares	860.66	0.53
45	08071	Glory Future Group Ltd.	819.44	0.51
46	08198	Wafer Systems Ltd.	800.83	0.50
47	08128	IIN International Ltd.	798.49	0.50
48	08276	Century Sunshine Ecological Technology Holdings Ltd.	798.45	0.50
49	08290	Tianjin Tianlian Public Utilities Co., Ltd. – H Shares	759.00	0.47
50	08011	Polyard Petroleum International Group Ltd.	757.12	0.47
Total			126,349.27	78.44
Market Total			161,080.97	100.00

GEM Equities

New Listing Statistics – equities for GEM

		No. of newly listed companies	Funds raised (HK\$ mil.)
2006	Q4	1	502.71
2007	Q1	–	–
	Q2	–	–
	Q3	–	–
	Q4	2	1,993.55

Newly Listed Companies for GEM

for 4th quarter 2007

Code	Company name	Listing date	No. of issued shares	Funds raised (HK\$ mil.)
08313	International Elite Ltd.	2007/10/16	946,200,000	356.59
08288	NetDragon Websoft Inc.	2007/11/02	556,207,860	1,636.96
Total				1,993.55

Withdrawal of listed Companies – GEM

for 4th quarter 2007

Code	Company name	Last trading date	Delisted date
08241	Anhui Tianda Oil Pipe Co. Ltd. – H Shares	2007/12/21	2007/12/24

Company Name Changes for GEM

for 4th quarter 2007

Code	Old name	New name	Effective date	Adoption date
08148	SJTU Sunway Software Industry Ltd.	S & D International Development Group Ltd.	2007/08/10	2007/10/05
08047	Union Bridge Holdings Ltd.	Palmpay China (Holdings) Ltd.	2007/08/27	2007/10/08
08137	Jessica Publications Ltd.	Honbridge Holdings Ltd.	2007/10/12	2007/11/05
08186	Medical China Ltd.	China Asean Resources Ltd.	2007/11/02	2007/11/09
08220	China Photar Electronics Group Ltd.	Emcom International Ltd.	2007/11/05	2007/11/16
08011	Kanstar Environmental Paper Products Holdings Ltd.	Polyard Petroleum International Group Ltd.	2007/11/15	2007/11/28
08239	MP Logistics International Holdings Ltd.	Ming Kei Energy Holdings Ltd.	2007/11/14	2007/12/10

* Change of English name only

Change of Chinese name only

GEM Equities

Bonus Issues / Bonus Warrants for GEM

for 4th quarter 2007

Code	Company	Particulars	Ex-date
08017	Long Success International (Holdings) Ltd.	2 2009 wts for 10 1 for 1 offer sh	2007/12/27

Share Split / Consolidation for GEM

for 4th quarter 2007

Code	Company	Particulars	Effective date
08100	M Dream Inworld Ltd.	Consolidation 10 into 1	2007/10/15
08272	Byford International Ltd.	Split 1 into 10	2007/10/30
08166	Linefan Technology Holdings Ltd.	Consolidation 10 into 1	2007/10/30
08299	Espco Technology Holdings Ltd.	Split 1 into 10	2007/11/12
08079	B.A.L. Holdings Ltd.	Consolidation 4 into 1	2007/11/22
08141	Inspur International Ltd.	Split 1 into 5	2007/12/17
08192	Global Solution Engineering Ltd.	Split 1 into 20	2007/12/21
08042	Ko Yo Ecological Agrotech (Group) Ltd.	Split 1 into 5	2007/12/27

Rights Issues & Open Offers for GEM

for 4th quarter 2007

Month	Code	Company	Ratio	Funds raised (HK\$ mil.)
Oct	08130	Brilliant Arts Multi-Media Holding Ltd.	Open offer 1 for 2 @\$0.15	18.70
	08173	Intelli-Media Group (Holdings) Ltd.	Open offer 1 for 2 @\$0.05	15.03
Nov	08251	Shanghai Tonva Petrochemical Co., Ltd. – H Shares	Open offer 3.65 for 10 @\$1.10	82.71
	08122	CASH Financial Services Group Ltd.	Rts 2 for 5 @\$0.4	237.37
Dec	08175	KanHan Technologies Group Ltd.	Open offer 1 for 2 @\$0.08	35.48
	08079	B.A.L. Holdings Ltd.	Rts 1 for 2 consolidated shs @\$0.20	47.48
Total				436.77

GEM Equities

Placing*

Month	Code	Company	No. of new shares placed	Placing price (HK\$)	Funds raised (HK\$ mil.)	
2007						
Sep **	08053	A & K EDUCATION	51,000,000	2.300	117.30	
	08079	B.A.L. HOLD	270,000,000	0.067	18.09	
	08250	CORE HEALTHCARE	229,552,000	0.170	39.02	
	08128	IIN INT'L	1,000,000,000	0.120	120.00	
	08085	NCM HOLDINGS	300,000,000	0.200	60.00	
	08063	TRASY GOLD EX	330,000,000	0.190	62.70	
	08063	TRASY GOLD EX	335,000,000	0.162	54.27	
	08101	VC HOLDINGS	61,000,000	4.200	256.20	
Oct	08167	BIG MEDIA	300,000,000	0.242	72.60	
	08153	CCCTV GROUP	53,000,000	1.570	83.21	
	08186	CHINA ASEAN RES	233,000,000	0.530	123.49	
	08019	EVERPRIDE PHAR	120,000,000	0.190	22.80	
	08317	FINET GROUP	46,080,000	0.680	31.33	
	08071	GLORY FUTURE GP	255,000,000	0.270	68.85	
	08190	GOLDING SOFT	200,000,000	0.250	50.00	
	08137	HONBRIDGE	2,900,000,000	0.007	20.30	
	08141	INSPUR INT'L	50,000,000	0.940	47.00	
	08245	JINGKELONG	30,360,000	7.300	221.63	
	08037	LOGLIFE GROUP	33,400,000	0.330	11.02	
	08139	PROSPERITY INTL	33,300,000	0.900	29.97	
	Nov	08130	BRILLIANT ARTS	49,860,000	0.120	5.98
		08029	GALILEO	80,000,000	1.580	126.40
08071		GLORY FUTURE GP	112,695,840	0.290	32.68	
08190		GOLDING SOFT	352,500,000	0.105	37.01	
08166		LINEFAN-NEW	53,700,000	0.100	5.37	
08163		TRADEEASY	150,000,000	0.285	42.75	
Dec	08043	ERA INFO&ENTER	64,000,000	0.410	26.24	
	08171	QUASAR COMM TEC	60,000,000	0.290	17.40	
	08103	TAI SHING	18,195,000	0.562	10.23	
Total					1,813.85	

* Due to the reporting time-lag, placing figures for the quarter are provisional.

** Supplementary information update for previous quarters.

GEM Warrants

Warrant Trading and Market Value Statistics – GEM

		Number	Turnover value (HK\$ mil.)	Market value (HK\$ mil.)
2006	Q4	1	0.31	10.61
2007	Q1	2	9.24	59.56
	Q2	2	8.51	97.00
	Q3	3	7.59	154.47
	Q4	3	1.06	71.23

Newly Listed Equity GEM Warrants

for 4th quarter 2007

Code	Equity warrants	Initial issued amount (HK)	Listing date	Expiry	Amount raised (HK\$ mil.)
Nil					–
Total					–

Stock Market Indices

Hong Kong Stock Market Indices

Index	End of Dec 2007 Close	End of Sep 2007 Close	Change %
S&S&P/HKEx LargeCap Index	33708.99	32845.27	+ 2.63%
S&P/HKEx GEM Index	1349.64	1514.52	- 10.89%
HANG SENG INDEX	27812.65	27142.47	+ 2.47%
SECTORIAL INDICES			
Finance	39526.27	41021.22	- 3.64%
Utilities	41065.12	36667.62	+ 11.99%
Properties	38079.97	32515.57	+ 17.11%
Commerce & Industry	16568.00	15827.00	+ 4.68%
HANG SENG COMPOSITE INDEX	3935.37	3921.23	+ 0.36%
HANG SENG CHINA-AFFILIATED CORPORATIONS INDEX	6111.20	5800.76	+ 5.35%
HANG SENG CHINA ENTERPRISES INDEX	16124.72	17017.94	- 5.25%

Stock Market Indices

Hang Seng Index (2006/10/03 – 2007/12/31)



S&P/HKEx LargeCap Index (2006/10/03 – 2007/12/31)



S&P/HKEx GEM Index (2006/10/03 – 2007/12/31)



Stock Market Indices

WORLD INDICES

Index	End of Dec 2007 Close	End of Sep 2007 Close	Change %
HONG KONG			
S&P/HKEx LargeCap Index	33708.99	32845.27	+ 2.63%
Hang Seng Index	27812.65	27142.47	+ 2.47%
AUSTRALIA			
All Ordinaries Index	6421.00	6580.90	- 2.43%
JAKARTA			
Composite Index	2745.83	2359.21	+ 16.39%
JAPAN			
Nikkei (225)	15307.78	16785.69	- 8.80%
KOREA			
Composite Index	1897.13	1946.48	- 2.54%
KUALA LUMPUR			
Composite Index	1445.03	1336.30	+ 8.14%
MANILA			
Composite Index	3621.60	3572.90	+ 1.36%
NEW ZEALAND			
NZSE (50)	4041.38	4268.90	- 5.33%
SHANGHAI			
A Shares Index	5521.49	5827.66	- 5.25%
B Shares Index	365.93	367.35	- 0.39%
SHENZHEN			
A Shares Index	1520.99	1609.76	- 5.51%
B Shares Index	709.68	781.11	- 9.14%
SINGAPORE			
Straits Times Index	3482.30	3706.23	- 6.04%
TAIWAN			
Taipei Weighted Stock Index	8506.28	9476.52	- 10.24%
THAILAND			
SET Index	858.10	845.50	+ 1.49%
NEW YORK			
DJIA	13264.82	13895.63	- 4.54%
Nasdaq Composite Index	2652.28	2701.50	- 1.82%
TORONTO			
S&P/TSX Composite Index	13833.06	14098.89	- 1.89%
GERMANY			
DAX Capital Value Index	5277.23	5142.60	+ 2.62%
LONDON			
FTSE (100)	6456.90	6466.80	- 0.15%

Derivatives Market – Futures and Options

Contract Volume by Derivatives Products

Derivatives product	Contracts	
	4th Quarter 2007	4th Quarter 2006
Hang Seng Index Futures	4,885,815	3,340,942
Hang Seng Index Options	1,323,867	1,114,938
Mini-Hang Seng Index Futures	1,804,459	612,196
Mini-Hang Seng Index Options	14,027	16,035
H-shares Index Futures	3,453,257	1,376,398
H-shares Index Options	331,990	246,375
Hang Seng China H-Financials Index Futures ¹	5	–
FTSE/Xinhua China 25 Index Futures	183	1,887
FTSE/Xinhua China 25 Index Options	1	750
Stock Futures	66,550	38,337
Stock Options	14,998,891	6,110,304
Three-month HIBOR Futures	7,726	2,413
One-month HIBOR Futures	469	20
Three-year Exchange Fund Note Futures	150	0
Total	26,887,390	12,860,595

¹ Trading in Hang Seng China H-Financials Index Futures commenced on 16 April 2007.

Open Interest by Derivatives Products

Derivatives product	Contracts	
	4th Quarter 2007	4th Quarter 2006
Hang Seng Index Futures	111,513	119,836
Hang Seng Index Options	174,368	227,946
Mini-Hang Seng Index Futures	3,457	5,974
Mini-Hang Seng Index Options	443	781
H-shares Index Futures	91,786	59,345
H-shares Index Options	76,326	74,903
Hang Seng China H-Financials Index Futures ¹	0	–
FTSE/Xinhua China 25 Index Futures	0	107
FTSE/Xinhua China 25 Index Options	1	358
Stock Futures	5,954	4,260
Stock Options	5,314,918	2,533,807
Three-month HIBOR Futures	1,992	1,532
One-month HIBOR Futures	140	0
Three-year Exchange Fund Note Futures	0	0
Total	5,780,898	3,028,849

¹ Trading in Hang Seng China H-Financials Index Futures commenced on 16 April 2007.

Derivatives Market – Futures and Options

Stock Options Premium by Class

for 4th Quarter 2007

Options class		Premium (HK\$ mil.)	% of total
CHALCO	ALC	263.70	0.48%
BANK OF CHINA	BCL	373.09	0.68%
BANKCOMM	BCM	533.43	0.97%
BANK OF E ASIA	BEA	62.87	0.11%
BOC HONG KONG	BOC	211.84	0.39%
CCB	CCB	667.37	1.22%
CHINA COMM CONS	CCC	615.33	1.12%
CHINA COAL	CCE	42.61	0.08%
CHINA MOBILE	CHT	8,230.25	14.99%
CHINA UNICOM	CHU	92.48	0.17%
CITIC PACIFIC	CIT	37.13	0.07%
CHEUNG KONG	CKH	2,830.51	5.15%
CKI HOLDINGS	CKI	7.11	0.01%
CHINA LIFE	CLI	7,247.47	13.20%
CLP HOLDINGS	CLP	130.42	0.24%
CM BANK	CMB	234.22	0.43%
CNOOC	CNC	1,993.25	3.63%
CHINA NETCOM	CNM	100.79	0.18%
CATHAY PAC AIR	CPA	52.69	0.10%
SINOPEC CORP	CPC	2,416.58	4.40%
CITIC BANK	CTB	22.45	0.04%
CHINA TELECOM	CTC	1,084.23	1.97%
DENWAY MOTORS	DWM	6.32	0.01%
ESPRIT HOLDINGS	ESP	60.57	0.11%
FIH	FIH	19.14	0.03%
HK ELECTRIC	HEH	65.51	0.12%
HKEX	HEX	3,133.44	5.71%
HSBC HOLDINGS	HKB	5,670.07	10.32%
HK & CHINA GAS	HKG	86.70	0.16%
HENDERSON LAND	HLD	240.58	0.44%
HUANENG POWER	HNP	68.43	0.12%
HANG SENG BANK	HSB	303.96	0.55%
HUTCHISON	HWL	3,665.40	6.67%
ICBC	ICB	599.76	1.09%
JOHNSON ELEC H	JSE	1.55	0.00%
JIANGXI COPPER	JXC	31.93	0.06%
LI & FUNG	LIF	14.55	0.03%
MTR CORPORATION	MTR	122.65	0.22%
NEW WORLD DEV	NWD	230.98	0.42%
PING AN	PAI	1,146.70	2.09%
PCCW	PCC	9.13	0.02%
PETROCHINA	PEC	9,285.74	16.91%
PICC P&C	PIC	124.69	0.23%
SHK PPT	SHK	2,689.18	4.90%
SWIRE PACIFIC A	SWA	71.22	0.13%
TRACKER FUND	TRF	3.85	0.01%
WHARF HOLDINGS	WHL	18.19	0.03%
Total		54,920.05	100.00%

Derivatives Market – Futures and Options

Stock Options Contract Volume by Class

for 4th Quarter 2007

Options class		Contract volume	% of total
CHALCO	ALC	58,345	0.39%
BANK OF CHINA	BCL	740,498	4.94%
BANKCOMM	BCM	340,751	2.27%
BANK OF E ASIA	BEA	121,101	0.81%
BOC HONG KONG	BOC	280,481	1.87%
CCB	CCB	744,203	4.96%
CHINA COMM CONS	CCC	256,549	1.71%
CHINA COAL	CCE	17,634	0.12%
CHINA MOBILE	CHT	1,282,499	8.55%
CHINA UNICOM	CHU	28,502	0.19%
CITIC PACIFIC	CIT	15,475	0.10%
CHEUNG KONG	CKH	248,446	1.66%
CKI HOLDINGS	CKI	8,570	0.06%
CHINA LIFE	CLI	1,241,458	8.28%
CLP HOLDINGS	CLP	94,724	0.63%
CM BANK	CMB	121,456	0.81%
CNOOC	CNC	752,519	5.02%
CHINA NETCOM	CNM	82,644	0.55%
CATHAY PAC AIR	CPA	38,687	0.26%
SINOPEC CORP	CPC	778,236	5.19%
CITIC BANK	CTB	45,663	0.30%
CHINA TELECOM	CTC	535,833	3.57%
DENWAY MOTORS	DWM	7,560	0.05%
ESPRIT HOLDINGS	ESP	78,140	0.52%
FIH	FIH	12,606	0.08%
HK ELECTRIC	HEH	82,010	0.55%
HKEX	HEX	310,876	2.07%
HSBC HOLDINGS	HKB	2,351,626	15.68%
HK & CHINA GAS	HKG	71,045	0.47%
HENDERSON LAND	HLD	34,082	0.23%
HUANENG POWER	HNP	34,395	0.23%
HANG SENG BANK	HSB	353,884	2.36%
HUTCHISON	HWL	600,809	4.01%
ICBC	ICB	732,217	4.88%
JOHNSON ELEC H	JSE	14,975	0.10%
JIANGXI COPPER	JXC	16,314	0.11%
LI & FUNG	LIF	5,316	0.04%
MTR CORPORATION	MTR	126,583	0.84%
NEW WORLD DEV	NWD	44,244	0.29%
PING AN	PAI	210,494	1.40%
PCCW	PCC	36,541	0.24%
PETROCHINA	PEC	1,716,877	11.45%
PICC P&C	PIC	28,539	0.19%
SHK PPT	SHK	252,845	1.69%
SWIRE PACIFIC A	SWA	27,996	0.19%
TRACKER FUND	TRF	6,927	0.05%
WHARF HOLDINGS	WHL	7,716	0.05%
Total		14,998,891	100.00%

Derivatives Market – Futures and Options

Hang Seng Index Futures – Contract Volume and Open Interest (contracts)

		Total contract volume	Quarter-end open interest
2006	Q4	3,340,942	119,836
2007	Q1	3,793,395	111,472
	Q2	3,675,745	129,596
	Q3	4,806,009	123,347
	Q4	4,885,815	111,513

Mini Hang Seng Index Futures – Contract Volume and Open Interest (contracts)

		Total contract volume	Quarter-end open interest
2006	Q4	612,196	5,974
2007	Q1	762,924	4,861
	Q2	666,408	4,487
	Q3	1,092,186	3,989
	Q4	1,804,459	3,457

Hang Seng Index Options – Contract Volume and Open Interest (contracts)

		Total contract volume	Quarter-end open interest
2006	Q4	1,114,938	227,946
2007	Q1	1,890,659	240,259
	Q2	1,874,672	259,961
	Q3	2,390,985	296,304
	Q4	1,323,867	174,368

H-Share Index Futures – Contract Volume and Open Interest (contracts)

		Total contract volume	Quarter-end open interest
2006	Q4	1,376,398	59,345
2007	Q1	1,925,646	74,829
	Q2	2,052,172	84,591
	Q3	3,415,202	91,397
	Q4	3,453,257	91,786

Stock Options Market Turnover and Open Interest (contracts)

		Total Premium (HK\$ mil.)	Total contract volume	Quarter-end open interest
2006	Q4	7,203.85	6,110,304	2,533,807
2007	Q1	11,404.52	7,729,060	2,569,935
	Q2	10,377.31	8,126,786	3,571,810
	Q3	29,463.30	15,128,231	5,435,153
	Q4	54,920.05	14,998,891	5,314,918

Clearing & Settlement

Open Interest by Derivatives Products

Derivatives product	Contracts	
	4th Quarter 2007	3rd Quarter 2006
Hang Seng Index Futures	111,513	119,836
Hang Seng Index Options	174,368	227,946
Mini-Hang Seng Index Futures	3,457	5,974
Mini-Hang Seng Index Options	443	781
H-shares Index Futures	91,786	59,345
H-shares Index Options	76,326	74,903
Hang Seng China H-Financials Index Futures ¹	–	–
FTSE/Xinhua China 25 Index Futures	–	107
FTSE/Xinhua China 25 Index Options	1	358
Stock Futures	5,954	4,260
Stock Options	5,314,918	2,533,807
Three-month HIBOR Futures	1,992	1,532
One-month HIBOR Futures	140	0
Three-year Exchange Fund Note Futures	0	0
Total	5,780,898	3,028,849

¹ Trading in Hang Seng China H-Financials Index Futures commenced on 16 Apr 2007

Clearing & Settlement

Stock Options Open Interest by Class

as at the end of 4th Quarter 2007

Options class		Open interest (contracts)	% of total
CHALCO	ALC	39,780	0.75
BANK OF CHINA	BCL	408,111	7.68
BANKCOMM	BCM	159,572	3.00
BANK OF E ASIA	BEA	39,855	0.75
BOC HONG KONG	BOC	74,108	1.39
CATHAY PAC AIR	CPA	19,869	0.37
CHEUNG KONG	CKH	99,416	1.87
CKI HOLDINGS	CKI	3,749	0.07
CITIC BANK	CTBO	16,039	0.30
CHINA COAL	CCEO	9,314	0.18
CHINA COMM CONS	CCC	159,652	3.00
CCB	CCB	324,389	6.10
CHINA LIFE	CLI	478,125	9.00
CM BANK	CMB	50,042	0.94
CHINA MOBILE	CHT	421,190	7.92
CHINA NETCOM	CNM	29,922	0.56
SINOPEC CORP	CPC	249,892	4.70
CHINA TELECOM	CTC	238,795	4.49
CHINA UNICOM	CHU	10,589	0.20
CITIC PACIFIC	CIT	7,123	0.13
CLP HOLDINGS	CLP	22,536	0.42
CNOOC	CNC	236,810	4.46
DENWAY MOTORS	DWM	3,492	0.07
ESPRIT HOLDINGS	ESP	34,107	0.64
FIH	FIH	7,130	0.13
HANG SENG BANK	HSB	116,528	2.19
HENDERSON LAND	HLD	10,453	0.20
HK ELECTRIC	HEH	17,395	0.33
HK & CHINA GAS	HKG	27,922	0.53
HKEX	HEX	116,399	2.19
HSBC HOLDINGS	HKB	648,604	12.20
HUANENG POWER	HNP	15,117	0.28
HUTCHISON	HWL	152,564	2.87
ICBC	ICB	313,142	5.89
JIANGXI COPPER	JXCO	8,549	0.16
JOHNSON ELEC H	JSE	3,009	0.06
LENOVO GROUP	LEH	0	0.00
LI & FUNG	LIF	1,187	0.02
MTR CORPORATION	MTR	58,749	1.11
NEW WORLD DEV	NWD	17,471	0.33
PCCW	PCC	19,789	0.37
PETROCHINA	PEC	443,621	8.35
PICC P&C	PIC	11,873	0.22
PING AN	PAI	83,198	1.57
SHK PPT	SHK	90,506	1.70
SWIRE PACIFIC A	SWA	5,250	0.10
TRACKER FUND	TRF	5,896	0.11
WHARF HOLDINGS	WHL	4,089	0.08
Total		5,314,918	100.00

Clearing & Settlement

Securities under CCASS Custody

(balances at quarter end)

Year/Month		Number of shares (bil. shs)	% of issued shares of admitted securities	Market value (HK\$ bil.)	% of market capitalisation of admitted securities
2006	Q4	1,657.62	58.79	5,754.89	40.23
2007	Q1	1,811.09	61.51	5,787.46	40.05
	Q2	2,078.82	65.62	7,102.02	42.40
	Q3	2,564.04	69.00	10,006.49	45.96
	Q4	3,570.43	74.95	10,438.86	47.02

Average Daily Stock Exchange Trades Processed in CCASS

(including CNS trades, isolated trades and cross trades)

Year/Month		No. of CCASS trades	% of Exchange trades	No. of shares (Mil. shs)	% of market turnover	Value of trades (HK\$ mil.)	% of market turnover
2006	Q4	345,756	100	47,129.04	100	44,684.24	100
2007	Q1	431,701	100	62,821.42	100	52,883.97	100
	Q2	553,015	100	79,261.31	100	65,937.98	100
	Q3	694,934	100	86,092.77	100	97,724.06	100
	Q4	780,804	100	147,873.77	100	134,512.38	100

Average Daily Settlement Instructions (SIs) Settled in CCASS

(both delivering and receiving SIs are counted)

Year/Month		Number of SIs	SIs by shares (bil. shs)	SIs by value (HK\$bil.)
2006	Q4	42,553	29.08	120.00
2007	Q1	50,130	28.82	128.90
	Q2	60,016	39.04	155.20
	Q3	72,843	51.56	212.38
	Q4	84,422	74.95	326.52

Clearing & Settlement

Average Daily Investor Settlement Instructions (ISIs) settled in CCASS

(one sided ISIs are counted)

Year/month		Number of ISIs	ISIs by shares (Mil shs)	ISIs by value (HK\$ mil.)
2006	Q4	745	108.80	362.37
2007	Q1	782	88.79	207.34
	Q2	912	187.66	244.91
	Q3	1,033	129.15	452.26
	Q4	1,054	615.59	515.86

Average Daily Netting Efficiency of CNS Trades

(in stock positions and share quantity)

Year/Month		No. of CNS stock positions	Netting efficiency (%)	No. of shares due for settlement (Mil. shs)	Netting efficiency (%)
2006	Q4	48,224	92.69	17,297.74	80.75
2007	Q1	57,612	93.05	21,875.02	82.12
	Q2	72,067	93.23	32,522.36	79.05
	Q3	82,826	93.79	33,405.17	80.08
	Q4	82,533	94.47	39,009.98	85.87

Average Daily Settlement Efficiency of CNS Stock Positions

Year/Month		Settlement efficiency (%)	
		S day	S + 1 day
2006	Q4	99.67	99.97
2007	Q1	99.76	99.97
	Q2	99.71	99.97
	Q3	99.61	99.97
	Q4	99.72	99.97

Exchange Participants Statistics

Stock Exchange

		No. of Trading Right Holders	Exchange Participants – Trading	Exchange Participants – Non-Trading	Non-Exchange Participants
2006	Q4	518 (921)	425 (818)	44 (54)	49 (49)
2007	Q1	517 (918)	427 (822)	43 (49)	47 (47)
	Q2	515 (917)	428 (822)	42 (50)	45 (45)
	Q3	514 (917)	433 (829)	39 (46)	42 (42)
	Q4	518 (921)	439 (835)	39 (46)	40 (40)

Futures Exchange

		No. of Trading Right Holders	Exchange Participants – Trading	Exchange Participants – Non-Trading	Non-Exchange Participants
2006	Q4	194 (225)	135 (164)	–	59 (61)
2007	Q1	193 (224)	136 (165)	–	57 (59)
	Q2	194 (224)	137 (165)	–	57 (59)
	Q3	194 (224)	140 (168)	–	54 (56)
	Q4	194 (224)	140 (168)	–	54 (56)

Notes:

- (1) The figures in blanket is the number of trading rights held.
- (2) An Exchange Participant is a corporation who may trade on or through the Exchange and is licensed under the Securities and Futures Ordinance to carry on securities/futures/options dealing activity.

Clearing Participants Statistics

HKCC Participants

Year/month		Clearing Participants	General Clearing Participants
2006	Q4	125	6
2007	Q1	123	6
	Q2	124	6
	Q3	127	7
	Q4	128	7

SEOCH Participants

Year/month		Direct Clearing Participants	General Clearing Participants
2006	Q4	46	4
2007	Q1	46	4
	Q2	46	4
	Q3	48	4
	Q4	48	4

HKSCC Participants

Year/month		Direct Clearing Participant ^(Note 1)	General Clearing Participant ^(Note 1)	Broker Participants ^(Note 1)	Non-broker Participants ^(Note 2)
2006	Q4			431	44
2007	Q1			433	44
	Q2			436	44
	Q3			442	44
	Q4*			445	46
	Q4**	442	2		46

Note 1: Broker Participants were replaced by Direct Clearing Participants and General Clearing Participants when Third Party Clearing was introduced on 3 December 2007.

Note 2: Non-broker participants include Clearing Agency Participants, Custodian Participants and Stock Pledgee Participants.

* up to & including 2.12.2007

** from 3.12.2007 to 31.12.2007

Acronyms

CBBC	Callable Bull/Bear Contract
CCASS	Central Clearing and Settlement System
CNS	Continuous Net Settlement
DCASS	Derivatives Clearing and Settlement System
ELI	Equity Linked Instrument
ETF	Exchange Traded Fund
GEM	Growth Enterprise Market
HIBOR	Hong Kong Interbank Offered Rate
HKCC	HKFE Clearing Corporation Ltd
HKEx	Hong Kong Exchanges and Clearing Ltd
HKSCC	Hong Kong Securities Clearing Co Ltd
HSICS	Hang Seng Industry Classification System
ISI	Investor settlement instruction
NASDAQ	National Association of Securities Dealer Automated Quotations
P/E ratio	Price/earnings ratio
REITs	Real Estate Investment Trusts
S&P	Standard and Poors
SEOCH	SEHK Options Clearing House Ltd, The
SI	Settlement instruction

Disclaimer

The industry and sector classification results of the Hang Seng Industry Classification System referred to in this section (“HSICS Information”) is provided by Hang Seng Indexes Company Limited. Neither Hang Seng Indexes Company Limited nor any of its holding companies and subsidiaries nor HKEx Information Services Limited nor any of its holding companies and subsidiaries provides any warranties of any kind in relation to such HSICS Information (including, without limitation, that the HSICS Information is fit or suitable for any purpose, or that any person will obtain any particular results by using or relying on the HSICS Information) or accepts any responsibilities for its accuracy, completeness, timeliness and/or consistency, or for any loss or damage whatsoever and howsoever suffered or incurred by any person. With the use of or the access to the HSICS Information any person receiving any HSICS Information from HKEx Information Services Limited or any of its holding companies or subsidiaries irrevocably and unconditionally accepts and agrees to be bound by this disclaimer.

Important Notes – dissemination of HSICS Information

Please contact Hang Seng Indexes Company Limited and enter into a licence agreement with it before you further disseminate any of the industry and sector classification results of the Hang Seng Industry Classification System to any other person.