



SECURITIES AND
DERIVATIVES MARKETS
QUARTERLY REPORT

Fourth Quarter 2009

Market Highlights

Main Board

Highlights	4th Quarter 2009	4th Quarter 2008
No. of listed companies	1,145	1,087
No. of listed securities	6,441	5,654
Equities		
Ordinary shares	1,146	1,088
Preference shares	2	2
Warrants	3,392	3,045
Equity	25	34
Derivative	3,367	3,011
Equity linked instrument	0	0
Callable bull/bear contracts	1,692	1,314
Unit trusts/mutual funds	52	33
Debt securities	157	172
No. of trading only stocks		
Nasdaq stocks	7	7
iShares	2	2
No. of trading days	63	62
Total turnover in value (HK\$ mil.)	4,095,113.21	3,145,003.97
Total turnover in shares (Mil. shs)	6,714,154.48	4,386,279.65
Total number of trades (deals)	46,684,617	38,454,024
Total market capitalisation (HK\$ mil.)	17,769,271.41	10,253,588.75
Average P/E ratio (times)	18.13	7.26
Average dividend yield (%)	2.33	5.38
Number of exchange participants		
– Trading	463	449
– Non-trading	32	38
Turnover in value (HK\$ mil.)		
Highest	107,508.94 (27/11)	81,663.42 (14/10)
Lowest	34,417.84 (29/12)	21,951.90 (29/12)
Turnover in shares (Mil. shs)		
Highest	154,508.50 (10/12)	92,188.66 (10/11)
Lowest	62,697.62 (29/12)	35,619.74 (29/12)
Total number of trades (deals)		
Highest	1,178,036 (27/11)	925,776 (30/10)
Lowest	463,699 (29/12)	529,144 (03/10)

Market Highlights

Growth Enterprise Market (GEM)

Highlights	4th Quarter 2009	4th Quarter 2008
No. of listed companies	174	174
No. of listed securities	175	177
Equities	174	174
Warrants	1	3
No. of trading days	63	62
Total turnover in value (HK\$ mil.)	25,613.06	4,070.30
Total turnover in shares (Mil. shs)	72,474.88	20,002.18
Total number of trades (deals)	669,412	147,433
Total market capitalisation (HK\$ mil.)	105,036.43	45,164.18
Average P/E ratio (times)	38.98	8.01
Average dividend yield (%)	0.77	2.76
Turnover in value (HK\$ mil.)		
Highest	878.82 (18/12)	163.77 (09/10)
Lowest	213.54 (29/12)	31.90 (24/11)
Turnover in shares (Mil. shs)		
Highest	2,027.20 (27/10)	895.91 (29/12)
Lowest	511.02 (06/10)	161.82 (21/10)
Total number of trades (deals)		
Highest	22,796 (12/10)	4,843 (11/12)
Lowest	5,393 (05/10)	1,146 (28/11)

Market Highlights

Derivatives Market Highlights

Highlights	4th Quarter 2009	4th Quarter 2008
All futures and options products (excluding stock options)		
No. of trading days	62.0	61.0
Total contract volume	12,050,007	14,016,507
Equity index products	11,994,188	13,916,663
Equity products	53,070	91,683
Interest rates products	246	5,086
Gold Futures	2,503	3,075
Average daily contract volume	194,355	229,779
Total open interest as at the quarter end (contracts)	455,898	321,768
Equity index products	451,269	309,661
Equity products	4,407	9,449
Interest rates products	103	2,526
Gold Futures	119	132
Stock options		
No. of newly introduced stock options classes	3	-
No. of stock options as at the quarter end		
Class	51	49
Series	6,806	8,340
Total premium (HK\$ mil.)	14,852.98	28,706.16
Call	6,346.25	9,245.96
Put	8,506.73	19,460.21
Average daily premium (HK\$ mil.)	239.56	470.59
Total contract volume	11,611,195	12,369,694
Call	4,884,638	6,253,603
Put	6,726,557	6,116,091
Average daily contract volume	187,277	202,782
Total open interest as at the quarter end (contracts)	3,848,117	3,984,346
Call	1,370,733	1,589,480
Put	2,477,384	2,394,866
Total number of trades	386,017	469,439
Average daily number of trades	6,226	7,696
Total contracts exercised	1,360,823	1,965,972
Average premium per contract (HK\$)	1,279	2,321
Average contract per trade (contracts)	30	26
Put volume/call volume	1.38	0.98
Average daily contract volume/open interest	4.9%	5.1%
All futures and options products		
Total contract volume	23,661,202	26,386,201
Total open interest as at the quarter end (contracts)	4,304,015	4,306,114

Market Highlights

Clearing and Settlement Statistics

Securities Market	4th Quarter 2009	4th Quarter 2008
Average Daily Exchange Trades Handled by CCASS		
– Number of trades	751,643	622,593
– Value of trades (HK\$bil.)	65.4	50.8
– Share quantity Involved (bil shares)	107.7	71.1
Average Daily Settlement Instructions (“SIs”) Settled by CCASS		
– Number of SIs	76,664	62,582
– Value of SIs (HK\$bil.)	176.7	146.6
– Share quantity involved (bil. Shares)	41.7	41.5
Average Daily Investor SIs (“ISIs”) Settled by CCASS		
– Number of ISIs	629	669
– Value of ISIs (HK\$mil.)	527.2	206.2
– Share quantity involved (mil. shares)	118.8	143.4
Average Daily Settlement Efficiency		
of CNS Stock Positions on Due Day (T+2) (%)	99.86	99.81
Average Daily Settlement Efficiency		
of CNS Stock Positions on the Day following the Due Day (T+3) (%)	99.99	99.99
Average Daily Buy-ins Executed on T+3		
– Number of brokers involved	8	8
– Number of buy-ins	9	9
– Value of buy-ins (HK\$mil)	3.6	3.1
Shares Deposited in the CCASS Depository		
– Number of shares (bil shares)	3,286.6	3,408.3
– Percentage of total issued shares of the admitted securities	70.93	72.57
– Value of shares (HK\$bil)	9,245.1	5,040.5
– Percentage of the total market capitalisation of the admitted securities	49.19	44.62
Derivatives Market		
Open Interest		
– Equity Index Futures	147,968	172,444
– Stock Futures	4,407	9,449
– Gold Futures	119	132
– Interest Rates Futures	103	2,526
– Equity Index Options	303,301	137,217
– Stock Options	3,848,117	3,984,346
Cumulative Stock Options Exercised		
– Share quantity involved (mil. shs)	1,203	1,625
– Value of shares (HK\$bil.)	23	38

Main Board Equities

Equity Turnover

		Share (Mil. shs)	Value (HK\$ mil.)	No. of deals
2008	Q4	608,044.76	2,322,640.74	32,068,396
2009	Q1	595,122.61	1,902,713.82	26,427,341
	Q2	1,188,910.37	3,347,606.37	42,040,613
	Q3	927,952.04	3,213,533.31	40,896,652
	Q4	893,162.02	3,100,334.47	40,162,798

Equity Trading Statistics

		No. of trading days	Average daily turnover (HK\$ mil.)	Average value per deal
2008	Q4	62	37,461.95	72,428
2009	Q1	60	31,711.90	71,998
	Q2	61	54,878.79	79,628
	Q3	65	49,438.97	78,577
	Q4	63	49,211.66	77,194

Main Board Equities

20 Most Advanced Stocks

for 4th quarter 2009

Rank	Code	Stock	Closing price			% up
			End of Dec 2009	End of Sep 2009		
1	00990	THEME INT'L	1.250	0.228	A	448.25
2	00646	YARDWAY	0.750	0.175		328.57
3	00729	JIA SHENG HLDGS	0.410	0.098		318.37
4	00566	APOLLO SOLAR EN	1.290	0.325	A	296.92
5	01141	POLY DEV HOLD	0.770	0.202		281.19
6	00869	PLAYMATES TOYS	0.800	0.213		275.59
7	00241	CITIC 21CN	0.820	0.219		274.43
8	03823	TECH PRO	0.800	0.260		207.69
9	01169	HAIER ELEC	5.070	1.680		201.79
10	01194	C PRECIOUSMETAL	1.990	0.660		201.52
11	00024	BURWILL	0.660	0.243		171.60
12	01114	BRILLIANCE CHI	2.190	0.820		167.07
13	00391	MEI AH ENTER	0.217	0.084	A	158.33
14	00310	PROSP INV HOLD	2.150	0.850		152.94
15	00630	JACKIN INT'L	1.250	0.500		150.00
16	00933	BRIGHTOIL	9.510	3.900		143.85
17	00176	UNITED PACIFIC	0.425	0.175		142.86
18	00982	IONE HOLDINGS	8.500	3.600		136.11
19	00154	BEIJING DEV(HK)	2.230	0.950		134.74
20	01132	ORANGE SKY G H	1.170	0.510	A	129.41

A Adjusted

20 Most Declined Stocks

for 4th quarter 2009

Rank	Code	Stock	Closing price			% down
			End of Dec 2009	End of Sep 2009		
1	00585	IMAGI INT'L	0.123	0.490		-74.90
2	00273	WILLIE INT'L	0.540	1.130		-52.21
3	00996	ORIENTAL GINZA	1.720	3.440		-50.00
4	02028	JOLIMARK	0.445	0.850		-47.65
5	00865	FIRST MOBILE	0.168	0.280		-40.00
6	00885	FOREFRONT GROUP	0.340	0.550	A	-38.18
7	00727	VXL CAPITAL	0.350	0.560		-37.50
8	00412	HERITAGE INT'L	0.345	0.550		-37.27
9	00690	UNI-BIO GROUP	0.455	0.710		-35.92
10	00689	EPI (HOLDINGS)	0.189	0.285		-33.68
11	00705	CVM MINERALS	0.415	0.618	A	-32.85
12	00674	UNITED POWER	0.190	0.280		-32.14
13	00279	FREEMAN CORP	0.610	0.880		-30.68
14	00803	PROSPERITY INTL	0.425	0.610		-30.33
15	01189	WING ON TRAVEL	0.029	0.041		-29.27
16	00858	EXTRAWELL PHAR	1.410	1.970		-28.43
17	00104	ASIA COMM HOLD	0.570	0.790		-27.85
18	00200	MELCO INT'L DEV	3.580	4.960		-27.82
19	00147	CHAOYUE GROUP	0.890	1.220		-27.05
20	00428	HARMONY ASSET	3.700	5.070		-27.02

A Adjusted

Main Board Equities

20 Most Active Stocks by Value

for 4th quarter 2009

Rank	Code	Stock	Turnover (HK\$ mil.)	% of total
1	00005	HSBC HOLDINGS	129,272.31	4.17
2	00939	CCB	115,391.20	3.72
3	01398	ICBC	111,811.78	3.61
4	00941	CHINA MOBILE	110,873.19	3.58
5	02628	CHINA LIFE	102,817.28	3.32
6	03988	BANK OF CHINA	94,602.13	3.05
7	00857	PETROCHINA	64,869.75	2.09
8	00386	SINOPEC CORP	54,607.77	1.76
9	00883	CNOOC	52,694.35	1.70
10	00388	HKEX	42,506.56	1.37
11	00700	TENCENT	39,679.93	1.28
12	00016	SHK PPT	39,104.03	1.26
13	01211	BYD COMPANY	38,705.22	1.25
14	02318	PING AN	36,949.82	1.19
15	01088	CHINA SHENHUA	35,786.12	1.15
16	00175	GEELY AUTO	30,931.72	1.00
17	03968	CM BANK	30,929.67	1.00
18	01898	CHINA COAL	30,775.63	0.99
19	00001	CHEUNG KONG	30,501.93	0.98
20	01919	CHINA COSCO	26,860.76	0.87
Total			1,219,671.16	39.34

20 Most Active Stock by Shares

for 4th quarter 2009

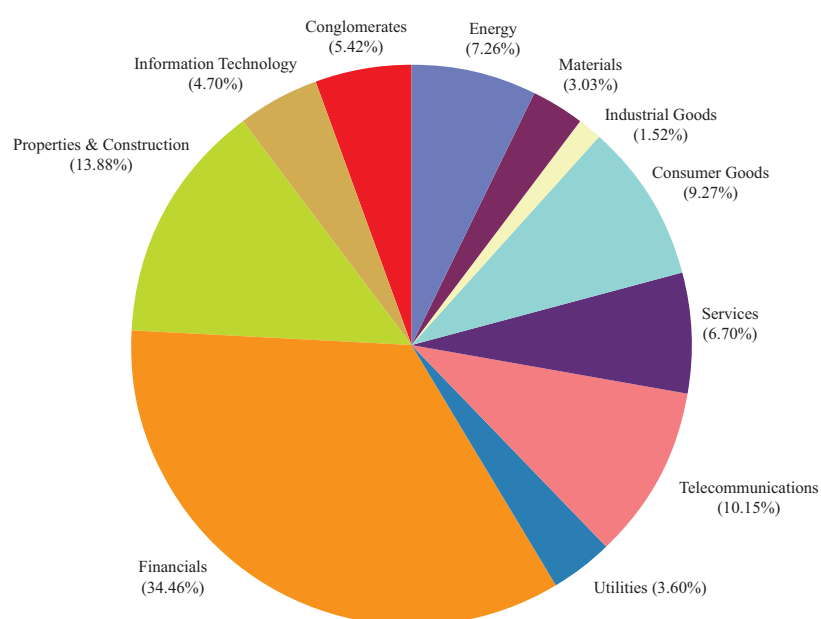
Rank	Code	Stock	Turnover (Mil. shs)	% of total
1	00261	CCT TECH INT'L	27,261.32	3.05
2	03988	BANK OF CHINA	21,469.38	2.40
3	01398	ICBC	17,403.19	1.95
4	00939	CCB	17,000.12	1.90
5	00723	BRIGHT PROS-NEW	14,923.66	1.67
6	00235	CHINA STRATEGIC	12,892.72	1.44
7	00202	INTERCHINA HOLD	12,643.30	1.42
8	01041	FULBOND HOLDING	11,876.48	1.33
9	01051	G-RESOURCES	11,631.60	1.30
10	00981	SMIC	9,785.74	1.10
11	00943	EFORCE HOLDINGS	9,687.28	1.08
12	00123	YUEXIU PROPERTY	9,683.07	1.08
13	00175	GEELY AUTO	9,044.34	1.01
14	01142	SIBERIAN MINING	8,989.44	1.01
15	00386	SINOPEC CORP	8,101.48	0.91
16	00245	CHINA SEVENSTAR	7,933.82	0.89
17	00585	IMAGI INT'L	7,826.58	0.88
18	00193	CAPITAL ESTATE	7,367.21	0.82
19	00497	CAPITAL STRAT	7,066.56	0.79
20	00857	PETROCHINA	6,694.72	0.75
Total			239,282.01	26.79

Main Board Equities

Market Capitalisation of listed companies for Main Board

		HK\$ mil.
2008	Q4	10,253,588.75
2009	Q1	10,080,762.91
	Q2	14,074,574.48
	Q3	15,872,855.00
	Q4	17,769,271.41

Market Capitalisation by Hang Seng Industry Classification System* – Main Board Quarter-end figures



* Hang Seng Industry Classification System (HSICS) is provided by Hang Seng Indexes Company Limited.

Main Board Equities

50 Leading Companies by Market Capitalisation

as at the 4th quarter end 2009

Rank	Code	Company	Market capitalisation (HK\$ mil.)	% of market total
1	00005	HSBC Holdings plc	1,556,218.26	8.76
2	00939	China Construction Bank Corporation - H Shares	1,498,676.19	8.43
3	00941	China Mobile Ltd.	1,461,412.00	8.22
4	00883	CNOOC Ltd.	544,964.24	3.07
5	01398	Industrial and Commercial Bank of China Ltd. - H Shares	534,883.87	3.01
6	02888	Standard Chartered PLC	394,051.54	2.22
7	03988	Bank of China Ltd. - H Shares	319,285.06	1.80
8	00700	Tencent Holdings Ltd.	306,482.97	1.72
9	00016	Sun Hung Kai Properties Ltd.	298,231.97	1.68
10	02628	China Life Insurance Co. Ltd. - H Shares	285,369.06	1.61
11	00762	China Unicom (Hong Kong) Ltd.	242,218.31	1.36
12	00001	Cheung Kong (Holdings) Ltd.	232,311.28	1.31
13	00013	Hutchison Whampoa Ltd.	227,664.00	1.28
14	00011	Hang Seng Bank Ltd.	219,288.36	1.23
15	03328	Bank of Communications Co., Ltd. - H Shares	207,810.86	1.17
16	00857	PetroChina Co. Ltd. - H Shares	196,641.75	1.11
17	02388	BOC Hong Kong (Holdings) Ltd.	186,080.93	1.05
18	02318	Ping An Insurance (Group) Co. of China Ltd. - H Shares	173,987.77	0.98
19	00066	MTR Corporation Ltd.	153,504.43	0.86
20	00388	Hong Kong Exchanges and Clearing Ltd.	150,016.33	0.84
21	00019	Swire Pacific Ltd.	136,043.12	0.77
22	00688	China Overseas Land & Investment Ltd.	133,971.99	0.75
23	01088	China Shenhua Energy Co. Ltd. - H Shares	129,146.14	0.73
24	00003	Hong Kong and China Gas Co. Ltd., The	127,322.98	0.72
25	00101	Hang Lung Properties Ltd.	126,904.89	0.71
26	00002	CLP Holdings Ltd.	126,202.22	0.71
27	00012	Henderson Land Development Co. Ltd.	125,369.76	0.71
28	00004	Wharf (Holdings) Ltd., The	123,235.29	0.69
29	00494	Li & Fung Ltd.	121,762.40	0.69
30	00386	China Petroleum & Chemical Corporation - H Shares	115,953.17	0.65
31	00322	Tingyi (Cayman Islands) Holdings Corp.	107,266.43	0.60
32	01688	Alibaba.com Ltd.	90,713.84	0.51
33	00006	Hongkong Electric Holdings Ltd.	90,065.84	0.51
34	01109	China Resources Land Ltd.	88,723.75	0.50
35	00998	China CITIC Bank Corporation Ltd. - H Shares	82,223.95	0.46
36	01880	Belle International Holdings Ltd.	76,414.15	0.43
37	00267	CITIC Pacific Ltd.	76,257.58	0.43
38	01928	Sands China Ltd.	76,132.80	0.43
39	00083	Sino Land Co. Ltd.	73,825.89	0.42
40	00836	China Resources Power Holdings Co. Ltd.	72,289.01	0.41
41	00151	Want Want China Holdings Ltd.	71,854.51	0.40
42	03968	China Merchants Bank Co., Ltd. - H Shares	70,423.21	0.40
43	01044	Hengan International Group Co. Ltd.	70,232.47	0.40
44	00291	China Resources Enterprise, Ltd.	67,913.79	0.38
45	02601	China Pacific Insurance (Group) Co., Ltd. - H Shares	67,504.14	0.38
46	01038	Cheung Kong Infrastructure Holdings Ltd.	66,611.90	0.37
47	00330	Esprit Holdings Ltd.	64,559.52	0.36
48	03333	Evergrande Real Estate Group Ltd.	64,350.00	0.36
49	02038	Foxconn International Holdings Ltd.	64,040.99	0.36
50	00392	Beijing Enterprises Holdings Ltd.	63,977.12	0.36
Total			11,960,392.04	67.31
Market Total			17,769,271.41	100.00

Main Board Equities

Short Selling (value)

		Short selling turnover (HK\$ mil.)	Equity turnover (HK\$ mil.) *	% of equity total
2008	Q4	207,081.01	2,326,710.98	8.90
2009	Q1	193,237.79	1,906,905.94	10.13
	Q2	210,086.20	3,367,168.10	6.24
	Q3	234,578.14	3,239,927.90	7.24
	Q4	216,473.14	3,125,947.48	6.93

* include Main Board and GEM figures

Short Selling (share)

		Short selling turnover (Mil. shs)	Equity turnover (Mil. shs) *	% of equity total
2008	Q4	26,217.91	628,043.79	4.17
2009	Q1	23,846.47	618,173.72	3.86
	Q2	22,870.86	1,305,366.29	1.75
	Q3	20,969.48	1,012,187.21	2.07
	Q4	19,660.11	965,635.67	2.04

* include Main Board and GEM figures

New Listing Companies Statistics

		No. of newly listed companies	No. of companies transferred from GEM *	Funds raised (HK\$ mil.)#
2008	Q4	5	6	3,645.19
2009	Q1	7	0	1,561.65
	Q2	7	4	16,085.94
	Q3	13	0	45,370.96
	Q4	37	0	180,994.95

* Included only the transfers of listing from GEM to Main Board pursuant to the revised Rule 9.24 of GEM Listing Rules and to the new Chapter 9A of the Main Board Listing Rules effective from 1 July 2008

All funds raised are attributed to the initial public offers of newly listed companies

Main Board Equities

Newly Listed Companies

for 4th quarter 2009

Code	Company name	Listing date	No. of issued shares	Funds raised (HK\$ mil.)
00845	Glorious Property Holdings Ltd.	2009/10/02	7,790,645,623	10,544.56
01313	China Resources Cement Holdings Ltd.	2009/10/06	6,519,255,462	6,776.13
01717	Ausnutria Dairy Corporation Ltd.	2009/10/08	1,045,000,000	1,380.00
00893	China Vanadium Titano-Magnetite Mining Co. Ltd.	2009/10/08	2,075,000,000	2,369.92
02168	Yingde Gases Group Co. Ltd.	2009/10/08	1,809,232,500	3,641.10
01128	Wynn Macau, Ltd.	2009/10/09	5,187,500,000	14,490.00
00829	Shenguan Holdings (Group) Ltd.	2009/10/13	1,660,000,000	1,426.00
01238	Powerlong Real Estate Holdings Ltd.	2009/10/14	4,087,448,000	2,990.48
00712	Comtec Solar Systems Group Ltd.	2009/10/30	1,031,738,000	591.65
01628	Yuzhou Properties Co. Ltd.	2009/11/02	2,400,000,000	1,620.00
00891	Trinity Ltd.	2009/11/03	1,574,254,883	857.55
03333	Evergrande Real Estate Group Ltd.	2009/11/05	15,000,000,000	6,500.11
01318	Greens Holdings Ltd.	2009/11/06	1,245,000,000	558.90
00591	China High Precision Automation Group Ltd.	2009/11/13	1,037,500,000	1,150.00
00846	Mingfa Group (International) Co. Ltd.	2009/11/13	6,000,000,000	2,151.00
00906	CPMC Holdings Ltd.	2009/11/16	830,000,000	1,239.70
00389	China Tontine Wines Group Ltd.	2009/11/19	1,717,934,000	595.07
00960	Longfor Properties Co. Ltd.	2009/11/19	5,150,000,000	8,130.50
01777	Fantasia Holdings Group Co., Ltd.	2009/11/25	4,873,888,750	3,214.77
00631	Sany Heavy Equipment International Holdings Co. Ltd.	2009/11/25	2,075,000,000	2,760.00
00073	Asian Citrus Holdings Ltd.	2009/11/26	781,440,094	–
01988	China Minsheng Banking Corp., Ltd. - H Shares	2009/11/26	3,439,275,500	31,228.62
01928	Sands China Ltd.	2009/11/30	8,047,865,084	19,410.60
00930	China Forestry Holdings Co., Ltd.	2009/12/03	3,060,452,000	1,677.64
00465	Futong Technology Development Holdings Ltd.	2009/12/04	311,250,000	140.59
01866	China XLX Fertiliser Ltd.	2009/12/08	1,000,000,000	–
01638	Kaisa Group Holdings Ltd.	2009/12/09	5,000,000,000	3,450.00
00916	China Longyuan Power Group Corporation Ltd. - H Shares	2009/12/10	2,710,719,000	20,108.60
00331	PCD Stores (Group) Ltd.	2009/12/15	4,225,000,000	3,363.75
00947	MOBI Development Co., Ltd.	2009/12/17	720,500,995	655.58
01006	China Corn Oil Co. Ltd.	2009/12/18	526,250,000	722.49
01080	Shengli Oil & Gas Pipe Holdings Ltd.	2009/12/18	2,400,000,000	1,584.00
02601	China Pacific Insurance (Group) Co., Ltd. - H Shares	2009/12/23	2,184,600,000	24,116.40
01823	HUAYU Expressway Group Ltd.	2009/12/23	400,000,000	128.00
00946	Hontex International Holdings Co. Ltd.	2009/12/24	2,000,000,000	1,075.00
00837	Carpenter Tan Holdings Ltd.	2009/12/29	250,000,000	161.25
00955	Schramm Holding AG	2009/12/29	19,905,000	185.00
Total				180,994.95

Main Board Equities

Withdrawal of Listed Companies

for 4th quarter 2009

Code	Company name	Last trading date	Delisted date
01389	Ming An (Holdings) Co. Ltd., The	2009/10/21	2009/11/03
00409	Stone Group Holdings Ltd.	2009/10/06	2009/11/09
02633	Nam Tai Electronic & Electrical Products Ltd.	2009/07/22	2009/11/13
01862	Sino Gold Mining Ltd.	2009/12/04	2009/12/16
00416	GST Holdings Ltd.	2009/08/21	2009/12/18
00140	Sanyuan Group Ltd.	2004/05/12	2009/12/24

Company Name Changes

for 4th quarter 2009

Code	Old name	New name	Effective date	Adoption date
00351	China Sciences Conservational Power Ltd.	Asia Energy Logistics Group Ltd.	2009/10/06	2009/10/14
03389	Xinyu Hengdeli Holdings Ltd.	Hengdeli Holdings Ltd.	2009/09/11	2009/10/22
01060	Shanghai Allied Cement Ltd.	ChinaVision Media Group Ltd.	2009/10/14	2009/10/23
00925	Peaktop International Holdings Ltd.	Beijing Properties (Holdings) Ltd.	2009/09/21	2009/10/29
00346	Sino Union Petroleum & Chemical International Ltd.	Sino Union Energy Investment Group Ltd.	2009/09/01	2009/11/03
00021	Beauforte Investors Corporation Ltd.	Waytung Global Group Ltd.	2009/11/09	2009/11/17
02349	China Botanic Development Holdings Ltd.	China Water Property Group Ltd.	2009/09/30	2009/11/17
00395	China Zirconium Ltd.	Sino Dragon New Energy Holdings Ltd.	2009/10/12	2009/11/18
00164	Premium Land Ltd.	China Gamma Group Ltd.	2009/10/19	2009/11/18
01176	Nam Fong International Holdings Ltd.	Zhuguang Holdings Group Co. Ltd.	2009/10/28	2009/11/27
00678	Star Cruises Ltd.	Genting Hong Kong Ltd.	2009/10/21	2009/11/30
00462	China Jin Hui Mining Corporation Ltd.	Natural Dairy (NZ) Holdings Ltd.	2009/10/14	2009/12/08
01130	Benefun International Holdings Ltd.	China Environmental Resources Group Ltd.	2009/10/12	2009/12/17
00288	Berjaya Holdings (HK) Ltd.	Cosway Corporation Ltd.	2009/12/11	2009/12/18
00123	Guangzhou Investment Co. Ltd.	Yuxiu Property Co. Ltd.	2009/12/16	2009/12/22
00566	RBI Holdings Ltd.	Apollo Solar Energy Technology Holdings Ltd.	2009/11/25	2009/12/22
00766	Sino Prosper Holdings Ltd.	Sino Prosper State Gold Resources Holdings Ltd.	2009/12/08	2009/12/28
00651	Wonson International Holdings Ltd.	China Ocean Shipbuilding Industry Group Ltd.	2009/11/05	2009/12/30

Main Board Equities

Bonus Issues / Bonus Warrants

for 4th quarter 2009

Code	Company	Particulars	Ex-date
02342	Comba Telecom Systems Holdings Ltd.	1 for 10	2009/10/06
00164	China Gamma Group Ltd.	4 for 1	2009/10/12
00505	Xingye Copper International Group Ltd.	1 2011 wt for 10	2009/10/19
00190	HKC (Holdings) Ltd.	1 for 10	2009/10/27
00091	New Smart Energy Group Ltd.	1 2010 wt for 5	2009/11/02
00131	Cheuk Nang (Holdings) Ltd.	1 2010 wt for 10	2009/11/05
00812	Tanrich Financial Holdings Ltd.	1 for 1	2009/11/06
01177	Sino Biopharmaceutical Ltd.	1 for 2	2009/12/04
00197	Heng Tai Consumables Group Ltd.	1 for 20	2009/12/16
00211	Styland Holdings Ltd.	1 for 10	2009/12/23
00438	IRICO Group Electronics Co. Ltd. - H Shares	1 for 10	2009/12/28

Share Split / Consolidation

for 4th quarter 2009

Code	Company	Particulars	Effective date
00370	China Best Group Holding Ltd.	Consolidation 5 into 1	2009/10/07
00616	Easyknit Enterprises Holdings Ltd.	Consolidation 10 into 1	2009/10/14
00705	CVM Minerals Ltd.	Split 1 into 4	2009/10/19
01228	Superb Summit International Timber Co. Ltd.	Consolidation 10 into 1	2009/10/23
00566	Apollo Solar Energy Technology Holdings Ltd.	Split 1 into 4	2009/11/05
00395	Sino Dragon New Energy Holdings Ltd.	Split 1 into 20	2009/11/09
01132	Orange Sky Golden Harvest Entertainment (Holdings) Ltd.	Split 1 into 10	2009/11/12
00544	Daido Group Ltd.	Consolidation 5 into 1	2009/11/24
00723	Bright Prosperous Holdings Ltd.	Consolidation 16 into 3	2009/11/30
00295	Kong Sun Holdings Ltd.	Consolidation 20 into 1	2009/12/10
02314	Lee & Man Paper Manufacturing Ltd.	Split 1 into 4	2009/12/21
00391	Mei Ah Entertainment Group Ltd.	Split 1 into 5	2009/12/22
00885	Forefront Group Ltd.	Consolidation 5 into 1	2009/12/23
00990	Theme International Holdings Ltd.	Split 1 into 4	2009/12/30

Main Board Equities

Rights Issues & Open Offers

for 4th quarter 2009

Month	Code	Company	Ratio	Funds raised (HK\$ mil.)
Oct	02349	China Water Property Group Ltd.	Open offer 5 for 1 @\$0.05	288.85
	02309	Grandtop International Holdings Ltd.	Open offer 8 for 5 @\$0.40	784.68
	00657	G-Vision International (Holdings) Ltd.	Open offer 3 for 1 @\$0.10	145.46
	00616	Easyknit Enterprises Holdings Ltd.	Rts 4 for 1 @\$0.38 (after consolidation 10 into 1)	111.61
Nov	00917	New World China Land Ltd.	Rts 1 for 2 @\$2.55	4,892.39
	00530	Goldin Financial Holdings Ltd.	Rts 5 for 2 @\$1.07	2,537.57
	00142	First Pacific Co. Ltd.	Rts 1 for 5 @\$3.40	2,187.52
	00578	Dynamic Energy Holdings Ltd.	Open offer 1 for 2 @\$0.20	141.21
Dec	01003	21 Holdings Ltd.	Rts 4 for 1 @\$0.10	144.55
	00419	Media China Corporation Ltd.	Open offer 3 for 8 @\$0.048	336.56
	00559	Hua Yi Copper Holdings Ltd.	Open offer 2 for 1 @\$0.15	195.19
	00929	IPE Group Ltd.	Open offer 1 for 4 @\$0.36	65.95
	00369	USI Holdings Ltd.	Rts 1 for 3 @\$1.70	560.68
	00063	Winfoong International Ltd.	Rts 1 for 10 @\$0.07	16.75
	01195	Sinotronics Holdings Ltd.	Open offer 1 for 2 @\$0.18	50.31
	00621	Wing Hing International (Holdings) Ltd.	Open offer 2 for 5 @\$1.80	83.28
	02618	TCL Communication Technology Holdings Ltd.	Rts 1 for 2 @\$1.00	357.81
Total				12,900.37

Main Board Equities

Placing*

Month	Code	Company	No. of new shares placed	Placing price (HK\$)	Funds raised (HK\$ mil.)
2009					
Sep **	01003	21 HOLDINGS	43,500,000	0.420	18.27
	00064	GET NICE	109,000,000	0.550	59.95
Oct	01163	BRIGHT INT'L GP	100,000,000	0.630	63.00
	00723	BRIGHT PROSPER	917,640,000	0.081	74.33
	00024	BURWILL	310,000,000	0.350	108.50
	00257	CHINA EB INT'L	480,000,000	3.030	1,454.40
	00228	CHINA ENERGY	604,780,000	0.390	235.86
	00762	CHINA UNICOM	693,912,264	11.170	7,751.00
	00943	EFORCE HOLDINGS	520,000,000	0.086	44.72
	00689	EPI (HOLDINGS)	820,000,000	0.225	184.50
	00279	FREEMAN CORP	39,000,000	0.600	23.40
	00412	HERITAGE INT'L	61,350,000	0.440	26.99
	00360	NEW FOCUS AUTO	90,000,000	1.680	151.20
	00119	POLY HK INV	60,000,000	6.810	408.60
	00119	POLY HK INV	380,000,000	8.100	3,078.00
	00802	RCG	20,000,000	9.690	193.80
	00246	REALGOLD MINING	105,000,000	9.600	1,008.00
	00766	SINO PROSPER SG	342,270,000	0.250	85.57
	01168	SINOLINK HOLD	290,106,000	1.870	542.50
	00198	SMI CORP	269,000,000	0.265	71.29
	00819	TIANNENG POWER	80,000,000	3.500	280.00
	00922	VISION TECH	300,000,000	0.530	159.00
	00082	VODONE	92,000,000	1.430	131.56
	00621	WING HING INT'L	12,000,000	1.780	21.36
	00720	WO KEE HONG	150,000,000	0.280	42.00
	02379	ZHONGTIAN INT'L	20,000,000	0.670	13.40
Nov	00899	ASIA RESOURCES	88,000,000	0.260	22.88
	00595	AV CONCEPT HOLD	45,836,000	0.681	31.21
	01194	C PRECIOUSMETAL	150,000,000	0.600	90.00
	00841	CASSAVA RES	60,000,000	1.880	112.80
	01185	CHINA ENERGINE	345,000,000	0.800	276.00
	00009	CHINA MANDARIN	435,580,000	0.145	63.16
	00412	HERITAGE INT'L	300,000,000	0.440	132.00
	02882	HKRH	80,000,000	1.630	130.40
	00007	KARL THOMSON	43,282,000	0.830	35.92
	00381	KIU HUNG ENERGY	100,000,000	0.281	28.10
	00381	KIU HUNG ENERGY	100,000,000	0.360	36.00
	00945	MANULIFE	131,600,000	139.646	18,377.44
	02689	ND PAPER	264,285,000	10.850	2,867.49
	00862	NW MOBILE	19,578,000	3.000	58.73
	03366	OCT (ASIA)	57,000,000	2.800	159.60
01132	ORANGE SKY G H	366,000,000	0.539	197.27	
00901	RADFORD CAPITAL	195,701,457	0.100	19.57	
00716	SINGAMAS CONT	300,000,000	1.260	378.00	
01166	SOLARTECH INT'L	400,000,000	0.135	54.00	

Main Board Equities

Month	Code	Company	No. of new shares placed	Placing price (HK\$)	Funds raised (HK\$ mil.)
	01228	SUPERB SUMMIT	130,000,000	0.215	27.95
	01222	WANG ON GROUP	453,000,000	0.140	63.42
	02349	WATER PROPERTY	207,580,000	0.142	29.48
	00909	ZHONGDA INT'L	105,000,000	0.713	74.87
	02371	ZZNODE TECH	35,000,000	1.400	49.00
Dec	00789	ARTINI	70,000,000	0.780	54.60
	00039	BIO-DYNAMIC	36,000,000	0.430	15.48
	01194	C PRECIOUSMETAL	54,000,000	0.650	35.10
	00661	CDAYENONFER	439,516,000	0.640	281.29
	00670	CHINA EAST AIR	490,000,000	1.560	764.40
	00764	CHINA STAR INV	56,000,000	0.500	28.00
	00135	CNPC(HONG KONG)	450,000,000	8.270	3,721.50
	00707	CO-PROSPERITY	96,500,000	0.402	38.79
	01188	FE GOLDEN RES	200,000,000	0.265	53.00
	03800	GCL-POLY ENERGY	3,108,163,054	1.790	5,563.61
	00527	GSC HOLDINGS	80,000,000	0.450	36.00
	03989	HEMBLY INT'L	25,000,000	2.600	65.00
	00397	HK HEALTH CHECK	73,000,000	0.400	29.20
	02307	KAM HING INT'L	61,500,000	2.000	123.00
	00419	MEDIACHINA CORP	2,020,000,000	0.048	96.96
	00230	MINMETALS LAND	390,000,000	2.450	955.50
	00342	NEWOCEAN ENERGY	192,500,000	1.000	192.50
	00632	PEARL ORIENTAL	115,680,000	1.020	117.99
	00482	SANDMARTIN INTL	108,000,000	1.920	207.36
	00491	SEE CORPORATION	380,000,000	0.045	17.10
	02324	SINO KATALYTICS	51,560,000	0.240	12.37
	00757	SOLARGIGA	100,000,000	2.280	228.00
	03823	TECH PRO	120,000,000	0.143	17.16
	00839	TIANDA OIL PIPE	50,271,000	4.000	201.08
	00206	TSC OFFSHORE	90,000,000	2.530	227.70
	01191	YUESHOU ENV	150,000,000	0.150	22.50
	02371	ZZNODE TECH	20,000,000	2.000	40.00
Total					52,691.70

* Due to the reporting time-lag, placing figures for the quarter are provisional.

** Supplementary information update for previous quarters.

Main Board Warrants

Warrant Trading Statistics

		Equity wts (HK\$ mil.)	Derivative wts (HK\$ mil.)	Total (HK\$ mil.)
2008	Q4	5.74	308,244.86	308,250.59
2009	Q1	5.00	314,404.68	314,409.68
	Q2	172.23	412,980.82	413,153.05
	Q3	126.39	484,790.00	484,916.39
	Q4	220.45	442,719.26	442,939.71

Warrant Market Value

		Number	Equity wts (HK\$ mil.)	Number	Derivative wts (HK\$ mil.)	Total no.	Total (HK\$ mil.)
2008	Q4	34	548.52	3,011	169,573.55	3,045	170,122.08
2009	Q1	31	327.03	2,510	132,412.29	2,541	132,739.32
	Q2	30	998.23	2,726	208,964.75	2,756	209,962.98
	Q3	26	835.09	3,093	190,077.28	3,119	190,912.38
	Q4	25	1,103.37	3,367	136,441.34	3,392	137,544.71

New Listing Statistics – Warrants

		No. of newly listed equity wts	No. of newly listed derivative wts	Amount raised (HK\$ mil.)
2008	Q4	3	871	80,858.92
2009	Q1	1	569	47,600.67
	Q2	7	1,005	68,757.45
	Q3	-	1,154	67,523.38
	Q4	3	1,502	79,409.13

Newly Listed Equity Warrants

for 4th quarter 2009

Code	Equity warrants	Initial issued amount (HK\$)	Listing date	Expiry	Amount raised (HK\$ mil.)
00249	Xingye Copper International Group Ltd. Warrants 2011	58,784,370	2009/11/05	2011/11/02	
00414	New Smart Energy Group Ltd. Warrants 2010	66,107,664	2009/11/17	2010/11/12	
00714	Cheuk Nang (Holdings) Ltd. Warrants Nov 2010	49,644,466	2009/11/25	2010/11/23	
Total					-

Main Board Warrants

Newly Listed Derivative Warrants

for 4th quarter 2009

Code	Derivative warrants	No. of issue (units)	Listing date	Expiry	Amount raised (HK\$ mil.)
18723	ABN AMRO Bank N.V. - CC Bank European Warrants Feb 2010	200,000,000	2009/10/02	2010/02/25	130.00
18724	ABN AMRO Bank N.V. - ICBC European Warrants Jan 2010	200,000,000	2009/10/02	2010/01/27	76.00
18713	Barclays Bank plc - HSI European Warrants Jun 2010 A	200,000,000	2009/10/02	2010/06/29	50.00
18714	Barclays Bank plc - HSI European Warrants Oct 2010	200,000,000	2009/10/02	2010/10/28	50.00
18716	Barclays Bank plc - HSI European Warrants Dec 2010	200,000,000	2009/10/02	2010/12/30	50.00
18712	Barclays Bank plc - HSI European Put Warrants May 2010	200,000,000	2009/10/02	2010/05/28	50.00
18715	Barclays Bank plc - HSI European Put Warrants Nov 2010	200,000,000	2009/10/02	2010/11/29	50.00
18717	BNP Paribas Arbit Issu B.V. - HSBC European Put Wts Dec 2010	200,000,000	2009/10/02	2010/12/20	50.00
18718	BNP Paribas Arbit Issu B.V. - ICBC European Wts Apr 2010A	200,000,000	2009/10/02	2010/04/19	116.00
18721	Deutsche Bank AG - China Mobile European Warrants Aug 2010	300,000,000	2009/10/02	2010/08/09	45.00
18719	Deutsche Bank AG - CC Bank European Warrants Apr 2010 B	150,000,000	2009/10/02	2010/04/19	90.00
18720	Deutsche Bank AG - China Life European Warrants Mar 2010 D	300,000,000	2009/10/02	2010/03/01	66.00
18722	Deutsche Bank AG - ICBC European Warrants May 2010	150,000,000	2009/10/02	2010/05/10	90.00
18709	Goldman Sachs SP (Asia) - CM Bank European Wts Jan 2010	200,000,000	2009/10/02	2010/01/04	30.00
18710	Goldman Sachs SP (Asia) - CM Bank European Wts Mar 2010	200,000,000	2009/10/02	2010/03/30	30.00
18711	Goldman Sachs SP (Asia) - CM Bank European Wts Apr 2010	200,000,000	2009/10/02	2010/04/29	56.00
17436#	KBC Fin Products Int'l Ltd. - China Life Euro Wts Jan 2010 C	600,000,000	2009/10/02	2010/01/11	57.60
17660#	Merrill Lynch Int'l & Co. C.V. - A50 China Eur Wt Feb 2010	200,000,000	2009/10/02	2010/02/22	16.00
18735	ABN AMRO Bank N.V. - BOCL European Warrants Mar 2010	200,000,000	2009/10/05	2010/03/23	59.20
18729	BNP Paribas Arbit Issu B.V. - CNOOC European Wts Mar 2011	200,000,000	2009/10/05	2011/03/28	50.00
18730	BNP Paribas Arbit Issu B.V. - Ping An European Wts Apr 2010	100,000,000	2009/10/05	2010/04/19	72.00
18731	BNP Paribas Arbit Issu B.V. - Tencent Holdings Eu Wts Jun10A	100,000,000	2009/10/05	2010/06/28	25.00
18725	Macquarie Bank Ltd. - Kingboard Chem European Warrants Apr10	300,000,000	2009/10/05	2010/04/30	97.50
18726	SGA Societe Generale Acceptance N.V. - CITBK Euro Wts Jan10	100,000,000	2009/10/05	2010/01/06	18.80
18727	SGA Societe Generale Acceptance N.V. - CITBK Euro Wts Apr10	100,000,000	2009/10/05	2010/04/12	50.00
18728	SGA Societe Generale Acceptance N.V. - HKEx Eu Put Wt Mar10	200,000,000	2009/10/05	2010/03/01	34.80
18732	SGA Societe Generale Acceptance N.V. - HSBC Eu Put Wt Jun10	300,000,000	2009/10/05	2010/06/30	53.10
18733	SGA Societe Generale Acceptance N.V. - HSBC Eu Put Wt Sep10	300,000,000	2009/10/05	2010/09/06	71.40
18734	SGA Societe Generale Acceptance N.V. - HSBC Eu Put Wt Oct10	300,000,000	2009/10/05	2010/10/18	57.30
17428#	Deutsche Bank AG - A50 China European Warrants Mar 2010 B	200,000,000	2009/10/05	2010/03/22	23.00
18743	BNP Paribas Arbit Issu B.V. - HSBC European Wts May 2010	200,000,000	2009/10/06	2010/05/04	52.00
18741	BNP Paribas Arbit Issu B.V. - ICBC European Wts May 2010 A	200,000,000	2009/10/06	2010/05/04	52.00
18742	BNP Paribas Arbit Issu B.V. - ICBC European Wts Dec 2010	200,000,000	2009/10/06	2010/12/02	132.00
18744	BNP Paribas Arbit Issu B.V. - PetroCh Euro Wts Jun 2010 A	180,000,000	2009/10/06	2010/06/02	91.80
18745	Deutsche Bank AG - Sinopec Corp European Put Wts Oct 2010	150,000,000	2009/10/06	2010/10/25	24.00
10908	Deutsche Bank AG - Gold European Warrants May 2010 A	50,000,000	2009/10/06	2010/05/10	12.50
18746	Goldman Sachs SP (Asia) - CNOOC European Warrants Jun 2010	200,000,000	2009/10/06	2010/06/29	30.00
18747	Goldman Sachs SP (Asia)-Sinopec Corp European Warrants Feb10	200,000,000	2009/10/06	2010/02/22	74.00
18739	SGA Societe Generale Acceptance N.V. - CTel Eu Wt Jun 2010	150,000,000	2009/10/06	2010/06/02	45.75
18736	SGA Societe Generale Acceptance N.V. - CTel Eu Wt May 2010 A	150,000,000	2009/10/06	2010/05/03	53.25
18737	SGA Societe Generale Acceptance N.V. - CTel Eu Wt May 2010 B	150,000,000	2009/10/06	2010/05/10	68.25
18738	SGA Societe Generale Acceptance N.V. - CTel Eu Wt May 2010 C	150,000,000	2009/10/06	2010/05/17	90.00

Main Board Warrants

Code	Derivative warrants	No. of issue (units)	Listing date	Expiry	Amount raised (HK\$ mil.)
18740	UBS AG - BYD European Warrants May 2010 A	200,000,000	2009/10/06	2010/05/10	30.00
17809#	Macquarie Bank Ltd. - HSI European Put Warrants Dec 2009 L	300,000,000	2009/10/06	2009/12/30	22.20
17199#	CC Rabobank B.A. - HSBC European Put Warrants Jun 2010 C	200,000,000	2009/10/06	2010/06/29	11.00
15962#	SGA Societe Generale Acceptance N.V. - Ch Mob Eu Wt Jan 2010	400,000,000	2009/10/06	2010/01/18	10.40
17494#	SGA Societe Generale Acceptance N.V. - HSI Eu Put Wt Dec 09K	300,000,000	2009/10/06	2009/12/30	38.70
18750	Deutsche Bank AG - Alibaba European Warrants Apr 2010	100,000,000	2009/10/07	2010/04/19	33.00
18751	Deutsche Bank AG - BYD European Warrants Jun 2010	150,000,000	2009/10/07	2010/06/07	37.50
18753	Deutsche Bank AG - Jiangxi Copper European Warrants Apr 2010	100,000,000	2009/10/07	2010/04/19	28.00
18748	Merrill Lynch Int'l & Co. C.V. - Ch Telecom Eur Wt May 2010	200,000,000	2009/10/07	2010/05/24	68.00
18752	Merrill Lynch Int'l & Co. C.V.-Ch Telecom Eur Put Wts May 10	200,000,000	2009/10/07	2010/05/17	77.00
18749	Merrill Lynch Int'l & Co. C.V. - HSBC Euro Put Wt Dec 2010 B	200,000,000	2009/10/07	2010/12/01	30.20
18764	Deutsche Bank AG - HSI European Warrants Jan 2010	300,000,000	2009/10/08	2010/01/28	48.00
18765	Deutsche Bank AG - HSI European Warrants Feb 2010 G	300,000,000	2009/10/08	2010/02/25	57.00
18769	Deutsche Bank AG - HSI European Put Warrants Feb 2010 H	300,000,000	2009/10/08	2010/02/25	45.00
18770	Deutsche Bank AG - HSI European Put Warrants Feb 2010 I	300,000,000	2009/10/08	2010/02/25	54.00
18761	Goldman Sachs SP (Asia) - HKEx European Warrants Mar 2010	200,000,000	2009/10/08	2010/03/30	30.00
18762	Goldman Sachs SP (Asia) - HKEx European Warrants Apr 2010	200,000,000	2009/10/08	2010/04/29	30.00
18763	Goldman Sachs SP (Asia) - HKEx European Put Warrants Feb 10	200,000,000	2009/10/08	2010/02/25	30.00
18757	Merrill Lynch Int'l & Co. C.V. - BOCL European Wts Apr 2010A	200,000,000	2009/10/08	2010/04/16	82.00
18758	Merrill Lynch Int'l & Co. C.V. - BOCL European Wts Apr 2010B	200,000,000	2009/10/08	2010/04/26	52.00
18759	Merrill Lynch Int'l & Co. C.V. - CNOOC European Wts May 10	200,000,000	2009/10/08	2010/05/31	30.60
18760	Merrill Lynch Int'l & Co. C.V. - ICBC European Wts Dec 2010B	200,000,000	2009/10/08	2010/12/13	30.40
18754	SGA Societe Generale Acceptance N.V.-Angang Steel Eu Wt May10	100,000,000	2009/10/08	2010/05/05	29.00
18755	SGA Societe Generale Acceptance N.V.-China EB Ltd Eu Wt May10	100,000,000	2009/10/08	2010/05/05	36.00
18756	SGA Societe Generale Acceptance N.V.-Country Gdn Eu Wt May10	100,000,000	2009/10/08	2010/05/05	52.00
14617#	Merrill Lynch Int'l & Co. C.V. - Ch Mobile Eur Wt May 2010	500,000,000	2009/10/08	2010/05/03	30.50
18789	ABN AMRO Bank N.V. - Sinopec Corp European Warrants Mar 10 A	200,000,000	2009/10/09	2010/03/08	84.60
18790	ABN AMRO Bank N.V. - Sinopec Corp European Warrants Apr 2010	200,000,000	2009/10/09	2010/04/15	148.80
18791	ABN AMRO Bank N.V. - HSBC European Put Warrants Dec 2010 D	200,000,000	2009/10/09	2010/12/01	30.60
18792	ABN AMRO Bank N.V. - PetroChina European Warrants Jun 2010 B	200,000,000	2009/10/09	2010/06/29	30.00
18768	Barclays Bank plc - ICBC European Warrants Jan 2010	200,000,000	2009/10/09	2010/01/27	60.00
18771	Barclays Bank plc - ICBC European Warrants Apr 2010	150,000,000	2009/10/09	2010/04/19	75.00
18774	Barclays Bank plc - ICBC European Warrants Jul 2010 A	200,000,000	2009/10/09	2010/07/05	58.00
18772	Barclays Bank plc - ICBC European Warrants May 2010 A	200,000,000	2009/10/09	2010/05/03	56.00
18773	Barclays Bank plc - ICBC European Warrants May 2010 B	200,000,000	2009/10/09	2010/05/31	60.00
18767	Credit Suisse - CC Bank European Put Warrants Nov 2010	200,000,000	2009/10/09	2010/11/01	30.00
18766	Credit Suisse - HSBC European Put Warrants May 2010	200,000,000	2009/10/09	2010/05/31	30.00
18779	Citigroup Global Mkt H Inc. - Angang Steel European Wt Apr10	160,000,000	2009/10/09	2010/04/19	40.00
18781	Citigroup Global Mkt H Inc. - CNOOC European Wts Aug 2010	160,000,000	2009/10/09	2010/08/31	40.00
18782	Citigroup Global Mkt H Inc. - CNPC European Warrants Dec 10	160,000,000	2009/10/09	2010/12/20	40.00
18788	Citigroup Global Mkt H Inc. - WISE CSI European Wts Apr10	150,000,000	2009/10/09	2010/04/09	40.50
18784	Citigroup Global Mkt H Inc. - HKEx European Wts Jun 2010 B	160,000,000	2009/10/09	2010/06/28	40.00
18785	Citigroup Global Mkt H Inc. - HSBC European Wts Apr 2011	160,000,000	2009/10/09	2011/04/11	40.00
18786	Citigroup Global Mkt H Inc. - Hutchison Euro Wts Nov 2010	45,000,000	2009/10/09	2010/11/29	40.50

Main Board Warrants

Code	Derivative warrants	No. of			Amount raised (HK\$ mil.)
		issue (units)	Listing date	Expiry	
18783	Citigroup Global Mkt H Inc. - Maanshan Iron Euro Wts Apr11	160,000,000	2009/10/09	2011/04/11	40.00
18780	Citigroup Global Mkt H Inc. - China Mengniu Euro Wts Jul10	133,000,000	2009/10/09	2010/07/12	39.90
18787	Citigroup Global Mkt H Inc. - Zijin Mining Euro Wts May10	200,000,000	2009/10/09	2010/05/06	30.00
18775	Deutsche Bank AG - Cheung Kong European Warrants Oct 2010	200,000,000	2009/10/09	2010/10/25	32.00
18777	Deutsche Bank AG - HKEx European Put Warrants Feb 2010 B	150,000,000	2009/10/09	2010/02/02	22.50
18776	Deutsche Bank AG - HSI European Put Warrants Feb 2010 J	300,000,000	2009/10/09	2010/02/25	45.00
18778	Deutsche Bank AG - PetroChina European Warrants Apr 2010	200,000,000	2009/10/09	2010/04/26	30.00
17394#	CC Rabobank B.A. - Hutchison European Warrants Jul 2011	200,000,000	2009/10/09	2011/07/25	16.00
18821	ABN AMRO Bank N.V. - HKEx European Warrants Apr 2010	200,000,000	2009/10/12	2010/04/29	31.60
18813	Barclays Bank plc - CC Bank European Warrants Jan 2010	200,000,000	2009/10/12	2010/01/25	54.00
18816	Barclays Bank plc - CC Bank European Warrants Jul 2010	200,000,000	2009/10/12	2010/07/05	50.00
18814	Barclays Bank plc - CC Bank European Warrants May 2010 A	200,000,000	2009/10/12	2010/05/03	76.00
18815	Barclays Bank plc - CC Bank European Warrants May 2010 B	200,000,000	2009/10/12	2010/05/31	62.00
18805	BOCI Asia Ltd. - BOC HK European Warrants Apr 2010	200,000,000	2009/10/12	2010/04/22	50.00
18806	BOCI Asia Ltd. - HKEx European Put Warrants Apr 2010	200,000,000	2009/10/12	2010/04/30	50.00
18804	BOCI Asia Ltd. - HSI European Warrants Apr 2010	200,000,000	2009/10/12	2010/04/29	50.00
18808	BOCI Asia Ltd. - HSI European Put Warrants Apr 2010	200,000,000	2009/10/12	2010/04/29	50.00
18810	BNP Paribas Arbit Issu B.V. - China Tel Euro Wts Apr 2010	100,000,000	2009/10/12	2010/04/12	59.00
18819	BNP Paribas Arbit Issu B.V. - CC Bank Euro Wts May 2010	200,000,000	2009/10/12	2010/05/04	102.00
18807	BNP Paribas Arbit Issu B.V. - Cheung Kong European Wts Jun10	100,000,000	2009/10/12	2010/06/22	15.00
18809	BNP Paribas Arbit Issu B.V. - China Life Euro Wts Apr 2010 B	200,000,000	2009/10/12	2010/04/12	68.00
18811	BNP Paribas Arbit Issu B.V. - CNOOC European Wts Jun 2010 A	200,000,000	2009/10/12	2010/06/14	50.00
18812	BNP Paribas Arbit Issu B.V. - HSBC European Put Wts Jun 2010	200,000,000	2009/10/12	2010/06/08	50.00
18820	BNP Paribas Arbit Issu B.V. - ICBC European Wts May 2010 B	200,000,000	2009/10/12	2010/05/04	146.00
18822	Deutsche Bank AG - CC Bank European Warrants Jan 2010	150,000,000	2009/10/12	2010/01/25	58.50
18823	Deutsche Bank AG - China Mobile European Warrants Apr 2010 C	200,000,000	2009/10/12	2010/04/19	30.00
18824	Deutsche Bank AG - HSBC European Warrants Feb 2010	200,000,000	2009/10/12	2010/02/17	30.00
18825	Deutsche Bank AG - HSBC European Warrants Oct 2010	200,000,000	2009/10/12	2010/10/25	38.00
18818	Goldman Sachs SP (Asia) - HSI European Put Wts Apr 2010 A	200,000,000	2009/10/12	2010/04/29	50.00
18817	Goldman Sachs SP (Asia) - HSI European Put Wts Feb 2010 D	200,000,000	2009/10/12	2010/02/25	30.00
18794	Merrill Lynch Int'l & Co. C.V. - CM Bank Euro Wts Jun 2010 A	200,000,000	2009/10/12	2010/06/07	50.00
18795	Merrill Lynch Int'l & Co. C.V. - Sinopec Euro Wts Jul 2011	200,000,000	2009/10/12	2011/07/25	32.80
18796	Merrill Lynch Int'l & Co. C.V. - Sinopec Euro Wts Aug 2011	200,000,000	2009/10/12	2011/08/08	30.60
18801	Merrill Lynch Int'l & Co. C.V. - HKEx Eur Put Wts Mar 2010	200,000,000	2009/10/12	2010/03/22	36.40
18802	Merrill Lynch Int'l & Co. C.V. - HKEx Eur Put Wts Aug 2010	200,000,000	2009/10/12	2010/08/02	50.00
18799	Merrill Lynch Int'l & Co. C.V. - HKEx Euro Wts May 2010 B	200,000,000	2009/10/12	2010/05/24	35.00
18800	Merrill Lynch Int'l & Co. C.V. - HKEx Euro Wts Sep 2010 B	200,000,000	2009/10/12	2010/09/15	37.00
18798	Merrill Lynch Int'l & Co. C.V. -Hutchison Euro Put Wts Jun10	200,000,000	2009/10/12	2010/06/14	77.00
18793	Merrill Lynch Int'l & Co. C.V. - JX Copper Euro Wts May 2010	200,000,000	2009/10/12	2010/05/03	55.00
18797	Merrill Lynch Int'l & Co. C.V. - JX Copper Euro Put Wt May10	200,000,000	2009/10/12	2010/05/10	65.00
18803	Merrill Lynch Int'l & Co. C.V. - PetroChina Eu Wt Aug 2010	200,000,000	2009/10/12	2010/08/16	30.20
17289#	Merrill Lynch Int'l & Co. C.V. - HSI European Put Wts Feb10A	200,000,000	2009/10/12	2010/02/25	13.40
15381#	SGA Societe Generale Acceptance N.V. - HSBC Eu Wt Jan 2010 B	500,000,000	2009/10/12	2010/01/26	11.50
18831	ABN AMRO Bank N.V. - Sinopec Corp European Warrants Dec 2010	400,000,000	2009/10/13	2010/12/22	60.00

Main Board Warrants

Code	Derivative warrants	No. of issue (units)	Listing date	Expiry	Amount raised (HK\$ mil.)
18826	Barclays Bank plc - PetroChina European Warrants Apr 2010 A	100,000,000	2009/10/13	2010/04/19	91.00
18827	Barclays Bank plc - PetroChina European Warrants Apr 2010 B	100,000,000	2009/10/13	2010/04/19	76.00
18828	Barclays Bank plc - PetroChina European Warrants May 2010	100,000,000	2009/10/13	2010/05/03	67.00
18829	Barclays Bank plc - PetroChina European Warrants Jul 2010 A	100,000,000	2009/10/13	2010/07/05	98.00
18830	Barclays Bank plc - PetroChina European Warrants Jul 2010 B	100,000,000	2009/10/13	2010/07/05	75.00
18844	BNP Paribas Arbit Issu B.V. - HSI European Wts Apr 2010 A	300,000,000	2009/10/13	2010/04/29	87.00
18843	BNP Paribas Arbit Issu B.V. - HSI European Wts Mar 2010 G	300,000,000	2009/10/13	2010/03/30	87.00
18845	BNP Paribas Arbit Issu B.V. - HSI Euro Put Wts Feb 2010 D	300,000,000	2009/10/13	2010/02/25	78.00
18847	BNP Paribas Arbit Issu B.V. - HSI Euro Put Wts Mar 2010 H	300,000,000	2009/10/13	2010/03/30	81.00
18837	Deutsche Bank AG - BOCL European Warrants Mar 2010 C	150,000,000	2009/10/13	2010/03/01	46.50
18841	Deutsche Bank AG - China Overseas European Warrants Mar 10 A	150,000,000	2009/10/13	2010/03/01	25.50
18838	Deutsche Bank AG - China Telecom European Wts Apr 2010	150,000,000	2009/10/13	2010/04/14	40.50
18840	Deutsche Bank AG - Ch Comm Cons European Warrants Jun 2010	150,000,000	2009/10/13	2010/06/21	22.50
18839	Deutsche Bank AG - CITIC Bank European Warrants Apr 2010	100,000,000	2009/10/13	2010/04/19	41.00
18842	Deutsche Bank AG - Zijin Mining European Warrants May 2010 A	150,000,000	2009/10/13	2010/05/03	22.50
18836	CC Rabobank B.A. - China EB Ltd European Warrants Apr 2010	100,000,000	2009/10/13	2010/04/29	44.00
18834	CC Rabobank B.A. - ChiUnicom European Warrants Sep 2010	200,000,000	2009/10/13	2010/09/29	50.00
18832	CC Rabobank B.A. - Ch Mobile European Warrants Mar 2010 B	300,000,000	2009/10/13	2010/03/29	48.00
18833	CC Rabobank B.A. - Sinopec Corp European Warrants Apr 2010	60,000,000	2009/10/13	2010/04/29	27.00
18835	CC Rabobank B.A. - Tencent Holdings European Wts May 2010	180,000,000	2009/10/13	2010/05/28	45.00
18853	Barclays Bank plc - CNOOC European Warrants Jun 2010	100,000,000	2009/10/14	2010/06/07	27.00
18854	Barclays Bank plc - CNOOC European Warrants Jul 2010	100,000,000	2009/10/14	2010/07/05	25.00
18855	Barclays Bank plc - CNOOC European Warrants Oct 2010	100,000,000	2009/10/14	2010/10/04	26.00
18869	BNP Paribas Arbit Issu B.V. - Ch Mobile Euro Wts Aug 2010	200,000,000	2009/10/14	2010/08/09	34.00
18870	BNP Paribas Arbit Issu B.V. - Ch Mobile Eu Put Wt Jun 2010 A	200,000,000	2009/10/14	2010/06/22	34.00
18868	BNP Paribas Arbit Issu B.V. - China Life Euro Wts Jun 2010	200,000,000	2009/10/14	2010/06/01	92.00
10909	BNP Paribas Arbit Issu B.V. - Gold European Warrants Apr 10	200,000,000	2009/10/14	2010/04/26	50.00
10913	BNP Paribas Arbit Issu B.V. - Gold European Put Wts Apr 10	200,000,000	2009/10/14	2010/04/26	50.00
18863	BNP Paribas Arbit Issu B.V. - HSBC European Wts Mar 2010	200,000,000	2009/10/14	2010/03/04	76.00
18866	BNP Paribas Arbit Issu B.V. - HSBC European Wts Aug 2010	200,000,000	2009/10/14	2010/08/04	52.00
18864	BNP Paribas Arbit Issu B.V. - HSBC European Wts Apr 2010 B	200,000,000	2009/10/14	2010/04/08	118.00
18865	BNP Paribas Arbit Issu B.V. - HSBC European Wts Jun 2010 B	200,000,000	2009/10/14	2010/06/03	60.00
18867	BNP Paribas Arbit Issu B.V. - Zijin Mining Euro Wts Aug 2010	100,000,000	2009/10/14	2010/08/03	25.00
18862	Deutsche Bank AG - HSI European Put Warrants Apr 2010 A	300,000,000	2009/10/14	2010/04/29	75.00
18861	Deutsche Bank AG - HSI European Warrants Mar 2010 C	300,000,000	2009/10/14	2010/03/30	45.00
18860	Deutsche Bank AG - Tencent Holdings European Warrants Mar10B	200,000,000	2009/10/14	2010/03/08	30.00
18849	J P Morgan SP BV - China Mob European Wts Aug 2010	388,000,000	2009/10/14	2010/08/03	60.53
18848	J P Morgan Int'l Der. Ltd. - CC Bank European Wts Jul 2010	100,000,000	2009/10/14	2010/07/29	55.20
18851	J P Morgan SP BV - HKEx European Put Wts Jul 2010	300,000,000	2009/10/14	2010/07/26	75.90
18852	J P Morgan SP BV - HSBC European Warrants Nov 2010	388,000,000	2009/10/14	2010/11/30	58.59
18850	KBC Fin Products Int'l Ltd. - Sinopec Euro Wts Apr 2010	248,000,000	2009/10/14	2010/04/15	96.72
18858	KBC Fin Products Int'l Ltd. - HSBC European Wts Sep 2010 F	400,000,000	2009/10/14	2010/09/20	64.00
18859	KBC Fin Products Int'l Ltd. - HSBC Euro Put Wts Jun 2010 E	368,000,000	2009/10/14	2010/06/01	95.68
18857	Standard Bank PLC - CHALCO European Warrants Dec 2010	100,000,000	2009/10/14	2010/12/10	25.00

Main Board Warrants

Code	Derivative warrants	No. of issue (units)	Listing date	Expiry	Amount raised (HK\$ mil.)
18856	Standard Bank PLC - Angang Steel European Warrants Jun 2010	100,000,000	2009/10/14	2010/06/18	25.00
18846	SGA Societe Generale Acceptance N.V. - CCB Eur Wt Apr 2010	100,000,000	2009/10/14	2010/04/19	49.00
16737#	Deutsche Bank AG - China Life European Warrants Dec 2009 C	300,000,000	2009/10/14	2009/12/28	47.10
17029#	Deutsche Bank AG - HKEx European Put Warrants Dec 2009 G	200,000,000	2009/10/14	2009/12/14	10.20
18895	ABN AMRO Bank N.V. - CITIC Bank European Warrants Mar 2010	200,000,000	2009/10/15	2010/03/22	82.60
18873	BOCI Asia Ltd. - CC Bank European Warrants Apr 2010 A	200,000,000	2009/10/15	2010/04/16	90.00
18874	BOCI Asia Ltd. - Sinopec Corp European Warrants Feb 2010	200,000,000	2009/10/15	2010/02/22	90.00
18875	BOCI Asia Ltd. - ICBC European Warrants Feb 2010	200,000,000	2009/10/15	2010/02/23	40.00
18894	BNP Paribas Arbit Issu B.V. - CNOOC European Wts May 2010	200,000,000	2009/10/15	2010/05/03	30.00
18891	BNP Paribas Arbit Issu B.V. - Sinopec Corp Euro Wts Aug 2010	200,000,000	2009/10/15	2010/08/02	92.00
18892	BNP Paribas Arbit Issu B.V. - Sinopec Corp Euro Wts Jan 2011	200,000,000	2009/10/15	2011/01/03	30.00
18876	BNP Paribas Arbit Issu B.V. - Hutchison European Wts Jul11	200,000,000	2009/10/15	2011/07/25	30.00
18893	BNP Paribas Arbit Issu B.V. - PetroCh Euro Wts Nov 2010	200,000,000	2009/10/15	2010/11/08	50.00
18880	J P Morgan SP BV - China Mob European Wts Oct 2010	388,000,000	2009/10/15	2010/10/18	58.20
18890	KBC Fin Products Int'l Ltd. - BOCL European Wts Mar 2010 D	400,000,000	2009/10/15	2010/03/23	90.40
18872	Macquarie Bank Ltd. - PetroChina European Wts May 2010	150,000,000	2009/10/15	2010/05/28	145.80
18871	Macquarie Bank Ltd. - PetroChina European Wts Jun 2010 B	500,000,000	2009/10/15	2010/06/07	76.00
18883	UBS AG - China Mobile European Warrants Aug 2010	200,000,000	2009/10/15	2010/08/02	30.00
18884	UBS AG - China Mobile European Warrants Nov 2010	200,000,000	2009/10/15	2010/11/29	30.00
18881	UBS AG - China Life European Warrants Feb 2010 F	200,000,000	2009/10/15	2010/02/22	30.00
18882	UBS AG - CM Bank European Warrants Jun 2010 A	100,000,000	2009/10/15	2010/06/07	25.00
18887	UBS AG - China Mobile European Put Warrants Jul 2010 C	200,000,000	2009/10/15	2010/07/05	50.00
18886	UBS AG - HKEx European Warrants Jun 2010 B	200,000,000	2009/10/15	2010/06/21	50.00
18889	UBS AG - HKEx European Put Warrants Mar 2010 B	200,000,000	2009/10/15	2010/03/01	40.60
18878	UBS AG - HSBC European Put Warrants May 2010	200,000,000	2009/10/15	2010/05/31	30.00
18888	UBS AG - HSI European Warrants Apr 2010	200,000,000	2009/10/15	2010/04/29	50.00
18885	UBS AG - ICBC European Warrants Apr 2010 B	100,000,000	2009/10/15	2010/04/26	25.00
18877	UBS AG - Jiangxi Copper European Warrants Apr 2010	200,000,000	2009/10/15	2010/04/19	50.00
18879	UBS AG - SPDR Gold Trust European Warrants Apr 2010	100,000,000	2009/10/15	2010/04/19	60.00
03491#	Credit Suisse - HSBC European Warrants Feb 2010 A	372,000,000	2009/10/15	2010/02/02	11.16
10912	Deutsche Bank AG - AUD/USD European Warrants May 2010	50,000,000	2009/10/16	2010/05/10	12.50
18899	J P Morgan SP BV - Ch Comm Cons European Warrants Dec 2010 A	200,000,000	2009/10/16	2010/12/22	31.00
18900	J P Morgan SP BV - Zijin Mining European Warrants May 2010 A	200,000,000	2009/10/16	2010/05/28	30.00
18897	Macquarie Bank Ltd. - Hutchison European Warrants Jun 2010	200,000,000	2009/10/16	2010/06/29	82.20
18896	SGA Societe Generale Acceptance N.V. - CRCC Eu Wt Aug 2010	150,000,000	2009/10/16	2010/08/11	37.50
18898	UBS AG - China Life European Warrants Mar 2010 A	200,000,000	2009/10/16	2010/03/15	30.00
18323#	Credit Suisse - Tencent Holdings European Warrants Mar 2010	200,000,000	2009/10/16	2010/03/12	27.60
18902	Deutsche Bank AG - CM Bank European Warrants Feb 2010	150,000,000	2009/10/19	2010/02/17	24.00
18903	Deutsche Bank AG - Hutchison European Warrants Apr 2010	100,000,000	2009/10/19	2010/04/19	41.00
18904	Deutsche Bank AG - SHK Ppt European Warrants Jun 2010	100,000,000	2009/10/19	2010/06/21	16.00
18901	SGA Societe Generale Acceptance N.V. - A50 Ch Eu Wt Jun 2010	200,000,000	2009/10/19	2010/06/14	38.00
18936	ABN AMRO Bank N.V. - Jiangxi Copper European Warrants Jul 10	200,000,000	2009/10/20	2010/07/02	75.00
18910	Barclays Bank plc - BOCL European Warrants Apr 2010	100,000,000	2009/10/20	2010/04/20	36.00
18911	Barclays Bank plc - BOCL European Warrants Jul 2010	100,000,000	2009/10/20	2010/07/05	30.00

Main Board Warrants

Code	Derivative warrants	No. of			Amount raised (HK\$ mil.)
		issue (units)	Listing date	Expiry	
18912	Barclays Bank plc - BOCL European Warrants Sep 2010	100,000,000	2009/10/20	2010/09/06	32.00
18905	Barclays Bank plc - China Life European Warrants May 2010 B	100,000,000	2009/10/20	2010/05/03	40.00
18906	Barclays Bank plc - China Life European Warrants May 2010 C	100,000,000	2009/10/20	2010/05/03	32.00
18907	Barclays Bank plc - China Life European Warrants May 2010 D	100,000,000	2009/10/20	2010/05/31	28.00
18908	Barclays Bank plc - China Life European Warrants Jun 2010	100,000,000	2009/10/20	2010/06/07	25.00
18909	Barclays Bank plc - China Life European Warrants Jul 2010 B	100,000,000	2009/10/20	2010/07/05	25.00
18913	Barclays Bank plc - CNOOC European Warrants Apr 2010	100,000,000	2009/10/20	2010/04/20	25.00
18914	Barclays Bank plc - CNOOC European Warrants May 2010	100,000,000	2009/10/20	2010/05/31	25.00
18915	Barclays Bank plc - HSI European Warrants Apr 2010 A	100,000,000	2009/10/20	2010/04/29	25.00
18916	Barclays Bank plc - HSI European Warrants Apr 2010 B	100,000,000	2009/10/20	2010/04/29	25.00
18917	Barclays Bank plc - HSI European Warrants Apr 2010 C	100,000,000	2009/10/20	2010/04/29	25.00
18918	Barclays Bank plc - HSI European Warrants Apr 2010 D	100,000,000	2009/10/20	2010/04/29	25.00
18919	Barclays Bank plc - HSI European Warrants Apr 2010 E	100,000,000	2009/10/20	2010/04/29	25.00
18920	Barclays Bank plc - HSI European Warrants May 2010 A	100,000,000	2009/10/20	2010/05/28	25.00
18921	Barclays Bank plc - HSI European Warrants May 2010 B	100,000,000	2009/10/20	2010/05/28	26.00
18922	Barclays Bank plc - HSI European Warrants May 2010 C	100,000,000	2009/10/20	2010/05/28	25.00
18923	Barclays Bank plc - HSI European Warrants May 2010 D	100,000,000	2009/10/20	2010/05/28	26.00
18924	Barclays Bank plc - HSI European Warrants May 2010 E	100,000,000	2009/10/20	2010/05/28	25.00
18925	Barclays Bank plc - HSI European Warrants Jun 2010 B	100,000,000	2009/10/20	2010/06/29	26.00
18926	Barclays Bank plc - HSI European Warrants Jun 2010 C	100,000,000	2009/10/20	2010/06/29	25.00
18927	Barclays Bank plc - HSI European Warrants Jun 2010 D	100,000,000	2009/10/20	2010/06/29	25.00
18928	Barclays Bank plc - HSI European Warrants Jun 2010 E	100,000,000	2009/10/20	2010/06/29	25.00
18929	Barclays Bank plc - HSI European Warrants Jun 2010 F	100,000,000	2009/10/20	2010/06/29	25.00
18930	Barclays Bank plc - HSI European Warrants Jun 2010 G	100,000,000	2009/10/20	2010/06/29	25.00
18931	Barclays Bank plc - HSI European Warrants Jul 2010 A	100,000,000	2009/10/20	2010/07/29	25.00
18932	Barclays Bank plc - HSI European Warrants Jul 2010 B	100,000,000	2009/10/20	2010/07/29	26.00
18933	Barclays Bank plc - HSI European Warrants Jul 2010 C	100,000,000	2009/10/20	2010/07/29	25.00
18934	Barclays Bank plc - HSI European Warrants Jul 2010 D	100,000,000	2009/10/20	2010/07/29	25.00
18939	BNP Paribas Arbit Issu B.V. - CC Bank Euro Wts Jun 2010	200,000,000	2009/10/20	2010/06/03	104.00
18940	BNP Paribas Arbit Issu B.V. - CC Bank Euro Wts Aug 2010	200,000,000	2009/10/20	2010/08/03	90.00
18941	BNP Paribas Arbit Issu B.V. - CC Bank Euro Wts Sep 2010 A	200,000,000	2009/10/20	2010/09/02	194.00
18942	BNP Paribas Arbit Issu B.V. - CC Bank Euro Wts Nov 2012	200,000,000	2009/10/20	2012/11/05	50.00
18944	BNP Paribas Arbit Issu B.V. - A50 China Euro Wts Jun 2010	200,000,000	2009/10/20	2010/06/21	52.00
18945	Citigroup Global Mkt H Inc. - CHALCO European Warrants Nov10	160,000,000	2009/10/20	2010/11/29	40.00
18946	Citigroup Global Mkt H Inc. - BYD European Warrants May 2010	160,000,000	2009/10/20	2010/05/11	32.00
18949	Citigroup Global Mkt H Inc. - China Mobile Eur Wt Apr 2010	90,000,000	2009/10/20	2010/04/20	41.40
18950	Citigroup Global Mkt H Inc. - China Mobile Eur Wt Jun 2010	133,000,000	2009/10/20	2010/06/28	39.90
18948	Citigroup Global Mkt H Inc. - Ch Comm Cons Euro Wts Nov 2010	160,000,000	2009/10/20	2010/11/22	40.00
18947	Citigroup Global Mkt H Inc. - Cheung Kong Euro Wts Nov 2010	160,000,000	2009/10/20	2010/11/29	40.00
18951	Citigroup Global Mkt H Inc. - Ch Railway Cons Eu Wts Oct10	160,000,000	2009/10/20	2010/10/18	40.00
18952	Citigroup Global Mkt H Inc. - MTRC European Wts Oct 2010	160,000,000	2009/10/20	2010/10/25	41.60
18953	Citigroup Global Mkt H Inc. - Ping An Euro Wts Jun 2010	80,000,000	2009/10/20	2010/06/28	40.00
18954	Citigroup Global Mkt H Inc. - SHK Ppt European Wts Oct 2010B	160,000,000	2009/10/20	2010/10/25	40.00
18938	Goldman Sachs SP (Asia) - HSI European Put Wts Mar 2010 D	200,000,000	2009/10/20	2010/03/30	30.00

Main Board Warrants

Code	Derivative warrants	No. of issue (units)	Listing date	Expiry	Amount raised (HK\$ mil.)
18937	Goldman Sachs SP (Asia) - HSI European Put Wts Apr 2010 B	200,000,000	2009/10/20	2010/04/29	50.00
18935	J P Morgan SP BV - Tencent European Warrants Jul 2010	200,000,000	2009/10/20	2010/07/05	30.00
15753#	Macquarie Bank Ltd. - HSBC European Warrants Dec 2009	300,000,000	2009/10/20	2009/12/30	11.70
18987	ABN AMRO Bank N.V. - CNOOC European Warrants Apr 2010	200,000,000	2009/10/21	2010/04/19	31.00
18988	ABN AMRO Bank N.V. - PetroChina European Warrants Oct 2010	200,000,000	2009/10/21	2010/10/18	30.60
18989	ABN AMRO Bank N.V. - Tencent Holdings European Wts May 2010	200,000,000	2009/10/21	2010/05/25	50.00
18985	BNP Paribas Arbit Issu B.V. - Tencent Holdings Eu Wts Jul 10	200,000,000	2009/10/21	2010/07/29	52.00
18984	Credit Suisse - Tencent Holdings European Warrants Oct 2010	200,000,000	2009/10/21	2010/10/25	50.00
18967	HK Bank -BYD European Warrants Jun 2010	180,000,000	2009/10/21	2010/06/22	45.00
18966	HK Bank - Lenovo European Warrants Sep 2010	120,000,000	2009/10/21	2010/09/22	103.20
18986	KBC Fin Products Int'l Ltd. - HSI Euro Put Wts Apr 2010	400,000,000	2009/10/21	2010/04/29	100.00
18943	Macquarie Bank Ltd. - China Mobile European Wts Aug 2010	300,000,000	2009/10/21	2010/08/02	45.00
18978	Macquarie Bank Ltd. - China Unicom European Wts Apr 2010	300,000,000	2009/10/21	2010/04/16	45.00
18955	Macquarie Bank Ltd. - Denway Motors European Wts Jun 2010	200,000,000	2009/10/21	2010/06/29	108.60
18956	Macquarie Bank Ltd. - HSBC European Warrants Jul 2010 C	200,000,000	2009/10/21	2010/07/05	149.40
18957	Macquarie Bank Ltd. - HSBC European Put Warrants Jul 2010 A	200,000,000	2009/10/21	2010/07/05	170.00
18958	Macquarie Bank Ltd. - ICBC European Put Warrants May 2010	128,000,000	2009/10/21	2010/05/04	54.91
18971	CC Rabobank B.A. - Chi Res Land European Warrants Apr 2010	80,000,000	2009/10/21	2010/04/29	25.60
18974	CC Rabobank B.A. - HSBC European Put Warrants Dec 2010 F	200,000,000	2009/10/21	2010/12/01	30.00
18973	CC Rabobank B.A. - HSI European Put Warrants Mar 2010	200,000,000	2009/10/21	2010/03/30	33.80
18972	CC Rabobank B.A. - HSI European Put Warrants Apr 2010	200,000,000	2009/10/21	2010/04/29	50.00
18970	CC Rabobank B.A. - HSI European Warrants Jan 2010 F	200,000,000	2009/10/21	2010/01/28	30.00
18968	CC Rabobank B.A. - HSI European Warrants Mar 2010 C	200,000,000	2009/10/21	2010/03/30	30.60
18969	CC Rabobank B.A. - HSI European Warrants Mar 2010 D	200,000,000	2009/10/21	2010/03/30	30.00
18975	CC Rabobank B.A. - PetroChina European Warrants Dec 2010	220,000,000	2009/10/21	2010/12/30	35.20
18976	CC Rabobank B.A. - Renhe Comm European Warrants Apr 2010	60,000,000	2009/10/21	2010/04/23	15.00
18977	CC Rabobank B.A. - Tencent Holdings European Wts Jun 2010 B	180,000,000	2009/10/21	2010/06/10	45.00
18959	SGA Societe Generale Acceptance N.V.-Alibaba Eu Put Wt May10	100,000,000	2009/10/21	2010/05/03	44.00
18961	SGA Societe Generale Acceptance N.V. - BYD Eu Put Wts Jul 10	200,000,000	2009/10/21	2010/07/05	50.00
18960	SGA Societe Generale Acceptance N.V. - BYD Euro Wts May 10B	200,000,000	2009/10/21	2010/05/19	34.80
18962	SGA Societe Generale Acceptance N.V.-Ch COSCO Eu Put Wt May10	200,000,000	2009/10/21	2010/05/03	50.00
18979	SGA Societe Generale Acceptance N.V. - CK(H) Eu Wt Jun 2010	300,000,000	2009/10/21	2010/06/28	45.00
18963	SGA Societe Generale Acceptance N.V. - Dongfeng Eu Wt Mar10	200,000,000	2009/10/21	2010/03/24	36.80
18980	SGA Societe Generale Acceptance N.V. - HWL Eur Wt Apr 2010	100,000,000	2009/10/21	2010/04/07	38.00
18981	SGA Societe Generale Acceptance N.V. - HWL Eur Wt Jun 2010 A	100,000,000	2009/10/21	2010/06/02	30.00
18964	SGA Societe Generale Acceptance N.V. - Lenovo Eur Wts Apr10B	80,000,000	2009/10/21	2010/04/21	57.60
18982	SGA Societe Generale Acceptance N.V. - Petch Eu Wt Jun 2010	300,000,000	2009/10/21	2010/06/02	45.00
18983	SGA Societe Generale Acceptance N.V. - Petch Eu Wt Oct 2010	300,000,000	2009/10/21	2010/10/18	45.00
18965	SGA Societe Generale Acceptance N.V. - Tencent Eu Wt Mar 10	200,000,000	2009/10/21	2010/03/08	31.60
15035#	Macquarie Bank Ltd. - Cheung Kong European Warrants Dec 09A	300,000,000	2009/10/21	2009/12/30	21.60
19009	Credit Suisse - Cheung Kong European Warrants Nov 2010	200,000,000	2009/10/22	2010/11/29	50.00
19010	Credit Suisse - China Life European Warrants Aug 2010	200,000,000	2009/10/22	2010/08/30	50.00
19011	Credit Suisse - CM Bank European Warrants Jun 2010	200,000,000	2009/10/22	2010/06/21	50.00
19012	Credit Suisse - CNOOC European Warrants Oct 2010	200,000,000	2009/10/22	2010/10/25	50.00

Main Board Warrants

Code	Derivative warrants	No. of issue (units)	Listing date	Expiry	Amount raised (HK\$ mil.)
19014	Credit Suisse - A50 China European Warrants Jul 2010	200,000,000	2009/10/22	2010/07/26	50.00
19013	Credit Suisse - ICBC European Warrants Dec 2010 C	200,000,000	2009/10/22	2010/12/06	30.00
19015	Credit Suisse - PetroChina European Warrants Oct 2010	200,000,000	2009/10/22	2010/10/25	50.00
19016	Credit Suisse - Ping An European Warrants Dec 2010	200,000,000	2009/10/22	2010/12/28	30.00
10914	Deutsche Bank AG - DJIA European Warrants Jun 2010	150,000,000	2009/10/22	2010/06/21	37.50
10919	Deutsche Bank AG - DJIA European Put Warrants Jun 2010	150,000,000	2009/10/22	2010/06/21	40.50
19021	Deutsche Bank AG - HKEx European Warrants Mar 2010 D	200,000,000	2009/10/22	2010/03/29	30.00
10915	Deutsche Bank AG - Nikkei 225 Index European Wts Jun 2010 A	150,000,000	2009/10/22	2010/06/11	37.50
10920	Deutsche Bank AG - Nikkei 225 Index Euro Put Wts Jun 2010B	150,000,000	2009/10/22	2010/06/11	45.00
19022	Deutsche Bank AG - Tencent Holdings European Warrants Jun10A	150,000,000	2009/10/22	2010/06/21	28.50
18998	HK Bank - China EB Ltd European Warrants Jun 2010	120,000,000	2009/10/22	2010/06/25	30.00
18999	HK Bank - CNOOC European Warrants Oct 2010	220,000,000	2009/10/22	2010/10/28	55.00
19000	HK Bank - Tencent European Warrants Sep 2010 B	180,000,000	2009/10/22	2010/09/28	45.00
19006	J P Morgan SP BV - BYD European Warrants May 2010 A	150,000,000	2009/10/22	2010/05/18	37.50
19007	J P Morgan SP BV - CNPC European Warrants Oct 2010	188,000,000	2009/10/22	2010/10/28	47.00
19008	J P Morgan SP BV - Foxconn European Warrants Dec 2010	188,000,000	2009/10/22	2010/12/30	47.00
19017	KBC Fin Products Int'l Ltd. - CC Bank Euro Wts Apr 2010 A	178,000,000	2009/10/22	2010/04/22	192.24
19018	KBC Fin Products Int'l Ltd. - CC Bank Euro Wts Apr 2010 B	138,000,000	2009/10/22	2010/04/22	99.36
19019	KBC Fin Products Int'l Ltd. - CC Bank Euro Wts Apr 2010 C	268,000,000	2009/10/22	2010/04/09	96.48
19020	KBC Fin Products Int'l Ltd. - CNOOC European Wts Jun 2010	400,000,000	2009/10/22	2010/06/10	100.00
18990	Macquarie Bank Ltd. - Angang Steel European Wts Mar 2010	200,000,000	2009/10/22	2010/03/17	34.40
18991	Macquarie Bank Ltd. - BOCL European Warrants Jan 2010	100,000,000	2009/10/22	2010/01/22	16.60
18993	Macquarie Bank Ltd. - China COSCO European Warrants Jun 2010	200,000,000	2009/10/22	2010/06/22	32.80
18994	Macquarie Bank Ltd. - CITIC Bank European Warrants Mar 2010	150,000,000	2009/10/22	2010/03/30	52.05
18992	Macquarie Bank Ltd. - HSI European Warrants Mar 2010	300,000,000	2009/10/22	2010/03/30	60.90
18996	Macquarie Bank Ltd. - HSI European Put Warrants Mar 2010 B	300,000,000	2009/10/22	2010/03/30	45.30
18995	Macquarie Bank Ltd. - Shimao Ppt European Warrants Mar 2010B	200,000,000	2009/10/22	2010/03/17	30.20
19001	Macquarie Bank Ltd. - Tencent European Put Warrants Apr 2010	200,000,000	2009/10/22	2010/04/29	50.00
18997	Macquarie Bank Ltd. - Zijin Mining European Put Wts Sep 2010	100,000,000	2009/10/22	2010/09/02	25.00
19002	UBS AG - BYD European Warrants Jun 2010 A	100,000,000	2009/10/22	2010/06/14	25.00
19003	UBS AG - BYD European Warrants Jul 2010	100,000,000	2009/10/22	2010/07/26	23.00
19004	UBS AG - Tencent Holdings European Warrants May 2010 A	100,000,000	2009/10/22	2010/05/31	25.00
19005	UBS AG - Tencent Holdings European Warrants Jun 2010 A	100,000,000	2009/10/22	2010/06/28	21.00
16782#	Macquarie Bank Ltd. - Huaneng Power European Wts Jan 2010	450,000,000	2009/10/22	2010/01/18	10.80
17909#	CC Rabobank B.A. - HSI European Put Warrants Feb 2010 C	150,000,000	2009/10/22	2010/02/25	12.45
19037	BNP Paribas Arbit Issu B.V. - CC Bank European Put Wts Nov10	200,000,000	2009/10/23	2010/11/02	32.00
19026	BNP Paribas Arbit Issu B.V. - CNOOC European Wts Aug 2010 B	200,000,000	2009/10/23	2010/08/30	50.00
19027	BNP Paribas Arbit Issu B.V. - CNOOC European Wts Oct 2010	200,000,000	2009/10/23	2010/10/25	50.00
19031	BNP Paribas Arbit Issu B.V. - CNOOC European Put Wts Oct10	200,000,000	2009/10/23	2010/10/25	50.00
19025	BNP Paribas Arbit Issu B.V. - Sinopec Corp Euro Wts May 2010	200,000,000	2009/10/23	2010/05/31	74.00
19030	BNP Paribas Arbit Issu B.V. - Sinopec Corp Eur Put Wt Jun 10	200,000,000	2009/10/23	2010/06/14	96.00
19039	BNP Paribas Arbit Issu B.V. - HKEx European Wts Jun 2010	200,000,000	2009/10/23	2010/06/03	52.00
19040	BNP Paribas Arbit Issu B.V. - HKEx European Put Wts May 2010	200,000,000	2009/10/23	2010/05/04	52.00
19034	BNP Paribas Arbit Issu B.V. - HSI European Wts May 2010	300,000,000	2009/10/23	2010/05/28	75.00

Main Board Warrants

Code	Derivative warrants	No. of issue (units)	Listing date	Expiry	Amount raised (HK\$ mil.)
19033	BNP Paribas Arbit Issu B.V. - HSI European Wts Apr 2010 B	300,000,000	2009/10/23	2010/04/29	75.00
19035	BNP Paribas Arbit Issu B.V. - HSI Euro Put Wts Apr 2010 C	300,000,000	2009/10/23	2010/04/29	84.00
19036	BNP Paribas Arbit Issu B.V. - HSI Euro Put Wts Apr 2010 D	300,000,000	2009/10/23	2010/04/29	93.00
19038	BNP Paribas Arbit Issu B.V. - ICBC European Put Wts Nov11	200,000,000	2009/10/23	2011/11/03	50.00
19029	BNP Paribas Arbit Issu B.V. - PetroCh Euro Wts Jun 2010 B	180,000,000	2009/10/23	2010/06/23	86.40
19028	BNP Paribas Arbit Issu B.V. - PetroCh Euro Wts Oct 2010	200,000,000	2009/10/23	2010/10/25	50.00
19032	BNP Paribas Arbit Issu B.V. - PetroCh European Put Wts Nov10	200,000,000	2009/10/23	2010/11/01	50.00
10916	Deutsche Bank AG - Silver European Warrants Aug 2010	50,000,000	2009/10/23	2010/08/03	12.50
10922	Deutsche Bank AG - Silver European Put Warrants Aug 2010	50,000,000	2009/10/23	2010/08/03	12.50
19024	HK Bank - Foxconn European Warrants Sep 2010	180,000,000	2009/10/23	2010/09/28	45.00
19023	Macquarie Bank Ltd. - Huaneng Power European Wts Mar 2010	100,000,000	2009/10/23	2010/03/18	28.20
18413#	CC Rabobank B.A. - CNOOC European Put Warrants Mar 2010	250,000,000	2009/10/23	2010/03/22	10.25
19057	BNP Paribas Arbit Issu B.V. - BOCL European Wts May 2010	200,000,000	2009/10/27	2010/05/04	76.00
19058	BNP Paribas Arbit Issu B.V. - BOCL European Wts Jun 2010	200,000,000	2009/10/27	2010/06/03	58.00
19059	BNP Paribas Arbit Issu B.V.-BOCL European Put Warrants Jul10	100,000,000	2009/10/27	2010/07/05	64.00
19060	BNP Paribas Arbit Issu B.V.-BankComm European Warrants Aug10	200,000,000	2009/10/27	2010/08/16	38.00
19061	BNP Paribas Arbit Issu B.V.-BankComm European Warrants Nov10	200,000,000	2009/10/27	2010/11/03	50.00
19047	BNP Paribas Arbit Issu B.V. - Ch Mobile Euro Wts May 2010	200,000,000	2009/10/27	2010/05/04	138.00
19062	BNP Paribas Arbit Issu B.V.-CM Bank European Warrants Apr10	200,000,000	2009/10/27	2010/04/26	30.00
19048	BNP Paribas Arbit Issu B.V. - Ch Mobile Eu Put Wt Jun 2010 B	200,000,000	2009/10/27	2010/06/04	64.00
19050	HK Bank - China Mobile European Warrants Apr 2010 B	220,000,000	2009/10/27	2010/04/28	55.00
19051	HK Bank - Geely Auto European Warrants Jun 2010 A	80,000,000	2009/10/27	2010/06/25	22.40
19052	HK Bank - Hidili Industry European Warrants Jun 2010	120,000,000	2009/10/27	2010/06/25	30.00
19053	HK Bank - Zhaojin Mining European Warrants Jun 2010	120,000,000	2009/10/27	2010/06/25	30.00
19063	KBC Fin Products Int'l Ltd. - Tencent Holdings Euro Wt May10	268,000,000	2009/10/27	2010/05/03	77.72
19064	KBC Fin Products Int'l Ltd. - Tencent Holdings Eu Wt Jun10A	208,000,000	2009/10/27	2010/06/08	76.96
19065	KBC Fin Products Int'l Ltd. - Tencent Holdings Eu Wt Jun10B	308,000,000	2009/10/27	2010/06/01	77.00
19041	Macquarie Bank Ltd. - Franshion PPT European Warrants Jul 10	100,000,000	2009/10/27	2010/07/27	29.70
19042	Macquarie Bank Ltd. - Fushan Energy European Warrants Nov 10	150,000,000	2009/10/27	2010/11/30	37.65
19043	Macquarie Bank Ltd. - Geely Auto European Warrants Jul 2010	88,000,000	2009/10/27	2010/07/29	30.27
19044	Macquarie Bank Ltd. -Hidili Industry European Warrants Jul10	150,000,000	2009/10/27	2010/07/27	37.50
19045	Macquarie Bank Ltd. - KWG Property European Warrants Jul 10	50,000,000	2009/10/27	2010/07/27	42.10
19046	Macquarie Bank Ltd. - Zhaojin Mining European Warrants Jun10	500,000,000	2009/10/27	2010/06/29	142.00
10917	SGA Societe Generale Acceptance N.V. - AUD/USD Eur Wt May 10	100,000,000	2009/10/27	2010/05/10	28.00
10921	SGA Societe Generale Acceptance N.V.-AUD/USD Eu Put Wt May 10	100,000,000	2009/10/27	2010/05/10	45.00
19055	SGA Societe Generale Acceptance N.V. - CCoal Eur Wt Apr 2010	200,000,000	2009/10/27	2010/04/07	30.00
19054	SGA Societe Generale Acceptance N.V. - CNPC Euro Wts Sep 10	200,000,000	2009/10/27	2010/09/22	50.00
19049	SGA Societe Generale Acceptance N.V. -HSCEI Eu Put Wt Apr 10	300,000,000	2009/10/27	2010/04/29	75.00
19056	SGA Societe Generale Acceptance NV-Zijin Mining Eu Wt Jul10B	200,000,000	2009/10/27	2010/07/28	30.00
18323#	Credit Suisse - Tencent Holdings European Warrants Mar 2010	200,000,000	2009/10/27	2010/03/12	38.00
14381#	Merrill Lynch Int'l & Co. C.V. - Ch Telecom Eur Wt Dec 2011	160,000,000	2009/10/27	2011/12/19	10.56
19083	ABN AMRO Bank N.V. - BOCL European Warrants May 2010 A	200,000,000	2009/10/28	2010/05/03	75.40
19084	ABN AMRO Bank N.V. - BYD European Warrants Jun 2010 A	250,000,000	2009/10/28	2010/06/30	62.50
19085	ABN AMRO Bank N.V. - CC Bank European Warrants Mar 2010 A	200,000,000	2009/10/28	2010/03/30	89.40

Main Board Warrants

Code	Derivative warrants	No. of			Amount raised (HK\$ mil.)
		issue (units)	Listing date	Expiry	
19086	ABN AMRO Bank N.V. - Sinopec Corp European Warrants Mar 10B	200,000,000	2009/10/28	2010/03/22	89.60
19087	ABN AMRO Bank N.V. - HSBC European Warrants Apr 2010	200,000,000	2009/10/28	2010/04/19	100.00
19082	ABN AMRO Bank N.V. - HSI European Warrants Mar 2010 A	400,000,000	2009/10/28	2010/03/30	69.20
19069	BNP Paribas Arbit Issu B.V. - Tencent Holdings Eu Wts Jun10B	200,000,000	2009/10/28	2010/06/28	50.00
19066	Deutsche Bank AG - BYD European Warrants May 2010 C	200,000,000	2009/10/28	2010/05/11	50.00
19080	Deutsche Bank AG - Cheung Kong European Put Wts Aug 2010	200,000,000	2009/10/28	2010/08/02	50.00
19081	Deutsche Bank AG - CNOOC European Warrants Jun 2010	200,000,000	2009/10/28	2010/06/07	50.00
19079	Deutsche Bank AG - Sinopec Corp European Warrants Mar 2010 B	150,000,000	2009/10/28	2010/03/15	39.00
19067	Deutsche Bank AG - PetroChina European Warrants Nov 2010	200,000,000	2009/10/28	2010/11/29	50.00
19068	Deutsche Bank AG - Tencent Holdings European Warrants May 10	200,000,000	2009/10/28	2010/05/03	50.00
19070	J P Morgan SP BV - China Life European Warrants Mar 2010	200,000,000	2009/10/28	2010/03/01	30.60
19071	J P Morgan SP BV - Tencent European Warrants May 2010	200,000,000	2009/10/28	2010/05/28	51.80
19072	J P Morgan SP BV - Tencent European Warrants Aug 2010	200,000,000	2009/10/28	2010/08/30	50.00
19075	KBC Fin Products Int'l Ltd. - CNOOC European Wts Jul 2010	400,000,000	2009/10/28	2010/07/02	100.00
19076	KBC Fin Products Int'l Ltd. - CNOOC European Wts Aug 2010 A	400,000,000	2009/10/28	2010/08/02	100.00
19074	KBC Fin Products Int'l Ltd. - HSI European Wts Apr 2010	400,000,000	2009/10/28	2010/04/29	100.00
19077	KBC Fin Products Int'l Ltd. - PetroChina Euro Wts Aug 2010	400,000,000	2009/10/28	2010/08/02	100.00
19078	KBC Fin Products Int'l Ltd. - PetroChina Euro Wts Oct 2010 A	400,000,000	2009/10/28	2010/10/04	100.00
19073	Macquarie Bank Ltd. - CM Bank European Warrants Jul 2010	200,000,000	2009/10/28	2010/07/02	50.20
14617#	Merrill Lynch Int'l & Co. C.V. - Ch Mobile Eur Wt May 2010	500,000,000	2009/10/28	2010/05/03	30.50
19114	BNP Paribas Arbit Issu B.V. - Cheung Kong Euro Wts Nov10 A	200,000,000	2009/10/29	2010/11/22	38.00
19116	BNP Paribas Arbit Issu B.V. - China Life Euro Wts May 2010	200,000,000	2009/10/29	2010/05/28	50.00
19115	BNP Paribas Arbit Issu B.V. - China Life Euro Wts Jul 2010 A	200,000,000	2009/10/29	2010/07/05	118.00
19117	BNP Paribas Arbit Issu B.V. - China Life Euro Wts Mar 2011	200,000,000	2009/10/29	2011/03/08	96.00
19119	BNP Paribas Arbit Issu B.V. - A50 China Euro Wts Sep 2010	200,000,000	2009/10/29	2010/09/27	50.00
19120	BNP Paribas Arbit Issu B.V. - A50 China Euro Put Wts May 10	200,000,000	2009/10/29	2010/05/12	50.00
10918	BNP Paribas Arbit Issu B.V. - Gold European Warrants Oct 10	200,000,000	2009/10/29	2010/10/20	53.00
19113	BNP Paribas Arbit Issu B.V. -SHK Ppt European Warrants Sep10	200,000,000	2009/10/29	2010/09/13	50.00
19124	Deutsche Bank AG - Cheung Kong European Warrants Nov 2010	200,000,000	2009/10/29	2010/11/15	50.00
19125	Deutsche Bank AG - CM Bank European Warrants May 2010	150,000,000	2009/10/29	2010/05/03	37.50
19126	Deutsche Bank AG - China Overseas European Warrants Mar 10 B	150,000,000	2009/10/29	2010/03/01	22.50
19118	Deutsche Bank AG - HSI European Warrants Apr 2010 D	300,000,000	2009/10/29	2010/04/29	75.00
19121	Deutsche Bank AG - HSI European Warrants Apr 2010 E	300,000,000	2009/10/29	2010/04/29	78.00
19122	Deutsche Bank AG - HSI European Put Warrants Apr 2010 B	300,000,000	2009/10/29	2010/04/29	84.00
19123	Deutsche Bank AG - HSI European Put Warrants Apr 2010 C	300,000,000	2009/10/29	2010/04/29	93.00
19108	Macquarie Bank Ltd. - CC Bank European Warrants May 2010	150,000,000	2009/10/29	2010/05/04	66.15
19110	Macquarie Bank Ltd. - CC Bank European Put Warrants Jul 2010	150,000,000	2009/10/29	2010/07/05	75.15
19109	Macquarie Bank Ltd. - CNOOC European Warrants Oct 2010	200,000,000	2009/10/29	2010/10/05	53.80
19111	Macquarie Bank Ltd. - CNOOC European Put Warrants Jul 2010	200,000,000	2009/10/29	2010/07/05	53.60
19096	Merrill Lynch Int'l & Co. C.V.-Ch Overseas Eur Put Wts Jun10	150,000,000	2009/10/29	2010/06/07	40.50
19088	Merrill Lynch Int'l & Co. C.V. - CNOOC European Wts Aug10A	200,000,000	2009/10/29	2010/08/09	55.00
19089	Merrill Lynch Int'l & Co. C.V. - CNOOC European Wts Aug10B	200,000,000	2009/10/29	2010/08/30	50.00
19090	Merrill Lynch Int'l & Co. C.V. - Ch Overseas Eur Wt Jun 10 B	150,000,000	2009/10/29	2010/06/21	37.50
19092	Merrill Lynch Int'l & Co. C.V. - HSBC Euro Wts May 2010 A	200,000,000	2009/10/29	2010/05/17	112.00

Main Board Warrants

Code	Derivative warrants	No. of issue (units)	Listing date	Expiry	Amount raised (HK\$ mil.)
19091	Merrill Lynch Int'l & Co. C.V. - JX Copper Euro Wts Oct 2010	150,000,000	2009/10/29	2010/10/18	51.75
19093	Merrill Lynch Int'l & Co. C.V. - PetroChina Eu Wt Dec 2010 A	200,000,000	2009/10/29	2010/12/29	31.40
19095	Merrill Lynch Int'l & Co. C.V. - SHK Ppt Euro Wts Jun 2010	200,000,000	2009/10/29	2010/06/21	35.60
19099	Merrill Lynch Int'l & Co. C.V. - SHK Ppt Euro Put Wts Jun 10	200,000,000	2009/10/29	2010/06/14	30.00
19094	Merrill Lynch Int'l & Co. C.V. - Shimao Ppt Euro Wt Mar 2010	150,000,000	2009/10/29	2010/03/29	26.10
19104	SGA Societe Generale Acceptance N.V. -CHALCO Eu Put Wt Jul10	200,000,000	2009/10/29	2010/07/05	50.00
19097	SGA Societe Generale Acceptance N.V. - Shenhua Eu Wt Jun 10	80,000,000	2009/10/29	2010/06/02	27.20
19105	SGA Societe Generale Acceptance N.V. - JIANG Eu Put Wt May10	150,000,000	2009/10/29	2010/05/05	40.50
19098	SGA Societe Generale Acceptance N.V. - Lenovo Eur Wts May 10	80,000,000	2009/10/29	2010/05/05	61.60
19100	SGA Societe Generale Acceptance N.V.-Nine Dragons Eu Wt Jun10	200,000,000	2009/10/29	2010/06/21	42.00
19101	SGA Societe Generale Acceptance N.V. - Petch Eu Wt Dec 2010B	200,000,000	2009/10/29	2010/12/29	30.00
19102	SGA Societe Generale Acceptance N.V. - SHK P Eu Wt Jun 2010	200,000,000	2009/10/29	2010/06/21	30.00
19103	SGA Societe Generale Acceptance N.V. - Tencent Eu Wt Jul 10B	200,000,000	2009/10/29	2010/07/05	50.00
19127	SGA Societe Generale Acceptance N.V.-Tencent Eu Put Wt Jun10	200,000,000	2009/10/29	2010/06/09	50.00
19107	SGA Societe Generale Acceptance N.V.-Zijin Eu Put Wt Jun10	200,000,000	2009/10/29	2010/06/02	50.00
19112	UBS AG - HSBC European Warrants Apr 2010 C	80,000,000	2009/10/29	2010/04/12	36.00
19128	ABN AMRO Bank N.V. - China Mobile European Wts Apr 2010 A	400,000,000	2009/10/30	2010/04/13	60.00
19129	ABN AMRO Bank N.V. - China Mobile European Wts Apr 2010 B	100,000,000	2009/10/30	2010/04/30	97.00
19150	BNP Paribas Arbit Issu B.V. - BYD European Warrants Jul 2010	200,000,000	2009/10/30	2010/07/02	50.00
19142	J P Morgan SP BV - BOC HK European Warrants Jun 2010	188,000,000	2009/10/30	2010/06/29	47.00
19143	J P Morgan SP BV - Cheung Kong European Warrants Oct 2010	200,000,000	2009/10/30	2010/10/25	50.00
19145	J P Morgan SP BV - China Shenhua European Warrants Jun 2010	100,000,000	2009/10/30	2010/06/21	25.00
19146	J P Morgan SP BV - Foxconn European Warrants Oct 2010	200,000,000	2009/10/30	2010/10/28	50.00
19147	J P Morgan SP BV - R&F Ppt European Warrants May 2010	100,000,000	2009/10/30	2010/05/24	25.00
19148	J P Morgan SP BV - SHK Ppt European Warrants Jun 2010 A	200,000,000	2009/10/30	2010/06/21	30.00
19149	J P Morgan SP BV - SHK Ppt European Warrants Dec 2010	200,000,000	2009/10/30	2010/12/20	50.00
19130	Macquarie Bank Ltd. - Sinopec Corp European Wts Mar 2010	200,000,000	2009/10/30	2010/03/29	63.80
19131	Macquarie Bank Ltd. - Sinopec Corp Euro Put Wts May 2010	128,000,000	2009/10/30	2010/05/04	51.84
19132	Macquarie Bank Ltd. - Datang European Warrants Mar 2010	50,000,000	2009/10/30	2010/03/10	13.05
19136	Merrill Lynch Int'l & Co. C.V. - Ch Mobile Eu Put Wt Jun 11	200,000,000	2009/10/30	2011/06/07	33.40
19138	Merrill Lynch Int'l & Co. C.V. - CITBK European Wts May10	150,000,000	2009/10/30	2010/05/17	85.50
19133	Merrill Lynch Int'l & Co. C.V. - China Life Eu Wt Jun 2010	200,000,000	2009/10/30	2010/06/07	57.00
19137	Merrill Lynch Int'l & Co. C.V. - Ch Life Eur Put Wt Jun 2010	150,000,000	2009/10/30	2010/06/14	49.50
19134	Merrill Lynch Int'l & Co. C.V. - Ch Mobile Eur Wt Oct 2011 A	200,000,000	2009/10/30	2011/10/18	50.00
19135	Merrill Lynch Int'l & Co. C.V. - Ch Mobile Eur Wt Oct 2011 B	200,000,000	2009/10/30	2011/10/31	30.40
19140	Merrill Lynch Int'l & Co. C.V. - A50 China Eur Wt Oct 2010	200,000,000	2009/10/30	2010/10/04	43.80
19141	Merrill Lynch Int'l & Co. C.V. - A50 China Eur Wt Jan 2011	200,000,000	2009/10/30	2011/01/31	54.00
19144	Merrill Lynch Int'l & Co. C.V. - A50 China Eu Put Wt Oct 10	150,000,000	2009/10/30	2010/10/18	37.50
19139	Merrill Lynch Int'l & Co. C.V. - Ping An Euro Wts Mar 2011	200,000,000	2009/10/30	2011/03/28	31.20
19172	ABN AMRO Bank N.V. - HSI European Put Warrants May 2010	400,000,000	2009/11/02	2010/05/28	100.00
19171	ABN AMRO Bank N.V. - HSI European Warrants Mar 2010 B	400,000,000	2009/11/02	2010/03/30	74.00
19173	ABN AMRO Bank N.V. - PetroChina European Warrants Dec 2010	200,000,000	2009/11/02	2010/12/28	50.00
10923	Deutsche Bank AG - Gold European Warrants May 2010 B	50,000,000	2009/11/02	2010/05/11	12.50
19156	HK Bank -BYD European Warrants May 2010	220,000,000	2009/11/02	2010/05/28	55.00

Main Board Warrants

Code	Derivative warrants	No. of			Amount raised (HK\$ mil.)
		issue (units)	Listing date	Expiry	
19157	HK Bank - Foxconn European Warrants Aug 2010	160,000,000	2009/11/02	2010/08/27	40.00
19158	HK Bank - Tencent European Warrants Aug 2010	180,000,000	2009/11/02	2010/08/27	45.00
19159	J P Morgan SP BV - BOCL European Warrants May 2010	100,000,000	2009/11/02	2010/05/03	25.00
19160	J P Morgan Int'l Der. Ltd. - CC Bank European Wts May 2010	100,000,000	2009/11/02	2010/05/31	30.00
19161	J P Morgan SP BV - Hutchison European Warrants Jun 2010	100,000,000	2009/11/02	2010/06/07	25.00
19152	Macquarie Bank Ltd. - MTRC European Warrants Jun 2010	300,000,000	2009/11/02	2010/06/02	75.00
19162	Merrill Lynch Int'l & Co. C.V. - BOCL European Wts May 2010	100,000,000	2009/11/02	2010/05/04	34.50
19166	Merrill Lynch Int'l & Co. C.V. - BOCL European Put Wts May10	100,000,000	2009/11/02	2010/05/03	41.00
19167	Merrill Lynch Int'l & Co. C.V. - CM Bank Euro Put Wts May 10	150,000,000	2009/11/02	2010/05/17	37.50
19163	Merrill Lynch Int'l & Co. C.V. - CM Bank Euro Wts Jun 2010 B	150,000,000	2009/11/02	2010/06/21	37.50
19154	Merrill Lynch Int'l & Co. C.V. -HSI European Warrants Aug 10	300,000,000	2009/11/02	2010/08/30	76.50
19155	Merrill Lynch Int'l & Co. C.V. -HSI European Warrants Oct 10	300,000,000	2009/11/02	2010/10/28	76.50
19153	Merrill Lynch Int'l & Co. C.V. -HSI European Put Wts Jun 10I	300,000,000	2009/11/02	2010/06/29	79.50
19164	Merrill Lynch Int'l & Co. C.V. - ICBC European Wts May 2010	100,000,000	2009/11/02	2010/05/10	52.00
19165	Merrill Lynch Int'l & Co. C.V. - ICBC European Wts Jun 2010	100,000,000	2009/11/02	2010/06/21	39.50
19168	Merrill Lynch Int'l & Co. C.V. - ICBC European Put Wts May10	100,000,000	2009/11/02	2010/05/03	48.50
19151	SGA Societe Generale Acceptance N.V.-HuanengPower Eu Wt Mar10	60,000,000	2009/11/02	2010/03/22	37.80
19169	UBS AG - Tencent Holdings European Warrants May 2010 B	100,000,000	2009/11/02	2010/05/24	25.00
19170	UBS AG - Tencent Holdings European Warrants Jun 2010 B	100,000,000	2009/11/02	2010/06/21	25.00
18415#	ABN AMRO Bank N.V. - China Mobile European Wts Aug 2010	250,000,000	2009/11/02	2010/08/03	20.75
19186	BNP Paribas Arbit Issu B.V.-CM Bank European Warrants Jul 10	200,000,000	2009/11/03	2010/07/02	50.00
19187	BNP Paribas Arbit Issu B.V. - Ping An European Wts May 2011	200,000,000	2009/11/03	2011/05/09	36.00
19185	Goldman Sachs SP (Asia) - China Life Euro Wts Feb 2010 B	200,000,000	2009/11/03	2010/02/25	30.00
19188	KBC Fin Products Int'l Ltd. - CNOOC Euro Put Wts Jun 2010	400,000,000	2009/11/03	2010/06/01	100.00
19182	Macquarie Bank Ltd. - Anta Sports European Warrants Jul 2010	200,000,000	2009/11/03	2010/07/05	50.00
19174	Macquarie Bank Ltd. - China Life European Wts Jun 2010	250,000,000	2009/11/03	2010/06/02	63.75
19176	Macquarie Bank Ltd. - China Life European Put Wts Mar 2010	200,000,000	2009/11/03	2010/03/01	35.60
19175	Macquarie Bank Ltd. - Ping An European Warrants Jul 2010	150,000,000	2009/11/03	2010/07/05	93.00
19177	Merrill Lynch Int'l & Co. C.V. - CITBK European Wts Jun10	150,000,000	2009/11/03	2010/06/07	63.75
19178	Merrill Lynch Int'l & Co. C.V. - ICBC European Wts Mar 2010B	150,000,000	2009/11/03	2010/03/01	33.60
19179	Merrill Lynch Int'l & Co. C.V. - Tencent European Wts Mar 10	150,000,000	2009/11/03	2010/03/08	34.65
19180	Merrill Lynch Int'l & Co. C.V. - Tencent European Wts Jun 10	150,000,000	2009/11/03	2010/06/28	31.20
19181	Merrill Lynch Int'l & Co. C.V. - Tencent European Wts Oct 10	150,000,000	2009/11/03	2010/10/18	37.50
19189	Standard Bank PLC - CMOOC European Warrants Dec 2010	100,000,000	2009/11/03	2010/12/31	25.00
19190	Standard Bank PLC - Jiangxi Copper European Warrants Jul 10	100,000,000	2009/11/03	2010/07/23	25.00
19183	UBS AG - China Life European Warrants May 2010 A	200,000,000	2009/11/03	2010/05/31	50.00
19184	UBS AG - CNOOC European Warrants Jul 2010	100,000,000	2009/11/03	2010/07/26	25.00
17475#	ABN AMRO Bank N.V. - Sinopec Corp European Warrants Dec 2009	100,000,000	2009/11/03	2009/12/21	21.00
14831#	Merrill Lynch Int'l & Co. C.V. - Ch Mobile Eur Wt Aug 2010 A	200,000,000	2009/11/03	2010/08/09	17.20
19214	BNP Paribas Arbit Issu B.V. - ICBC European Wts Jun 2010	300,000,000	2009/11/04	2010/06/01	108.00
19205	J P Morgan SP BV - BankComm European Warrants Dec 2010	300,000,000	2009/11/04	2010/12/30	75.00
19206	J P Morgan SP BV - China Life European Warrants Jun 2010	150,000,000	2009/11/04	2010/06/29	38.10
19207	J P Morgan SP BV - HSBC European Warrants Oct 2010 A	300,000,000	2009/11/04	2010/10/25	47.70
19208	J P Morgan SP BV - Stanchart European Warrants Jun 2010	100,000,000	2009/11/04	2010/06/29	30.20

Main Board Warrants

Code	Derivative warrants	No. of			Amount raised (HK\$ mil.)
		issue (units)	Listing date	Expiry	
19210	KBC Fin Products Int'l Ltd. - BOCL European Wts May 2010 A	258,000,000	2009/11/04	2010/05/04	144.48
19211	KBC Fin Products Int'l Ltd. - BOCL Euro Put Wts Mar 2010 F	400,000,000	2009/11/04	2010/03/15	76.00
19212	KBC Fin Products Int'l Ltd. - CC Bank Euro Put Wts May 2010	248,000,000	2009/11/04	2010/05/04	99.20
19213	KBC Fin Products Int'l Ltd. - China Life Eur Put Wt May 10B	400,000,000	2009/11/04	2010/05/04	100.00
19192	Macquarie Bank Ltd. - China Shenhua European Wts Jul 2010	150,000,000	2009/11/04	2010/07/05	57.00
19193	Macquarie Bank Ltd. - Foxconn European Warrants Jan 2011	150,000,000	2009/11/04	2011/01/04	38.40
19194	Macquarie Bank Ltd. - PICC P&C European Warrants Dec 2010 B	200,000,000	2009/11/04	2010/12/30	30.00
19195	Macquarie Bank Ltd. - Weichai Power European Warrants Jun 10	250,000,000	2009/11/04	2010/06/29	125.75
19196	SGA Societe Generale Acceptance N.V. - BYD Euro Wts Jun 2010	200,000,000	2009/11/04	2010/06/14	38.40
19198	SGA Societe Generale Acceptance N.V. - CCB Euro Put Wt Apr10	60,000,000	2009/11/04	2010/04/12	14.94
19197	SGA Societe Generale Acceptance N.V.-Chi COSCO Euro Wt May 10	200,000,000	2009/11/04	2010/05/10	40.20
19199	SGA Societe Generale Acceptance N.V. - CLife Eu Put Wt Mar10	100,000,000	2009/11/04	2010/03/03	19.70
19201	SGA Societe Generale Acceptance N.V. - CNOOC Eu Put Wt Oct10	200,000,000	2009/11/04	2010/10/18	34.80
19200	SGA Societe Generale Acceptance N.V. - CP&CC Eu Put Wt May10	60,000,000	2009/11/04	2010/05/05	27.42
19204	SGA Societe Generale Acceptance N.V.-A50 Ch Eu Put Wt May 10	200,000,000	2009/11/04	2010/05/03	35.60
19202	SGA Societe Generale Acceptance N.V. - ICBC Eu Wt May 2010	80,000,000	2009/11/04	2010/05/05	50.88
19203	SGA Societe Generale Acceptance N.V. - Petch Eu Put Wt Oct10	200,000,000	2009/11/04	2010/10/25	31.80
19209	UBS AG - PetroChina European Warrants Aug 2010	100,000,000	2009/11/04	2010/08/02	15.00
16343#	Macquarie Bank Ltd. - China Mobile European Wts Dec 2009	350,000,000	2009/11/04	2009/12/30	14.00
17575#	Macquarie Bank Ltd. - A50 China European Warrants Feb 2010	500,000,000	2009/11/04	2010/02/25	42.00
17460#	CC Rabobank B.A. - Ch Mobile European Warrants Apr 2010 B	250,000,000	2009/11/04	2010/04/29	10.50
18238#	CC Rabobank B.A. - HSBC European Warrants Nov 2010	200,000,000	2009/11/04	2010/11/30	18.60
19235	ABN AMRO Bank N.V. - HSI European Warrants Feb 2010 B	400,000,000	2009/11/05	2010/02/25	82.00
19230	Credit Suisse - China Mobile European Put Warrants Oct 2010	200,000,000	2009/11/05	2010/10/25	50.00
19229	Credit Suisse - China Life European Put Warrants Jun 2010	200,000,000	2009/11/05	2010/06/28	55.00
19232	Credit Suisse - A50 China European Put Warrants Aug 2010	200,000,000	2009/11/05	2010/08/30	50.00
19231	Credit Suisse -HKEx European Put Warrants Jul 2010 A	200,000,000	2009/11/05	2010/07/26	50.00
19223	Citigroup Global Mkt H Inc. - ChiUnicom European Wts Oct 10	160,000,000	2009/11/05	2010/10/21	40.00
19215	Citigroup Global Mkt H Inc. - CITIC Bank European Wts Jun 10	80,000,000	2009/11/05	2010/06/21	40.00
19217	Citigroup Global Mkt H Inc. - CITIC Pacific Eu Wt Jun 2010 B	160,000,000	2009/11/05	2010/06/22	40.00
19224	Citigroup Global Mkt H Inc. - Cheung Kong Euro Wts Dec 2010A	160,000,000	2009/11/05	2010/12/21	40.00
19218	Citigroup Global Mkt H Inc. - CNPC European Warrants Jun 10	160,000,000	2009/11/05	2010/06/22	40.00
19216	Citigroup Global Mkt H Inc. - China Tel Euro Wts Jul 2010 B	80,000,000	2009/11/05	2010/07/21	40.00
19220	Citigroup Global Mkt H Inc. - Li & Fung European Wts Jul 10B	160,000,000	2009/11/05	2010/07/21	40.00
19219	Citigroup Global Mkt H Inc. - Lenovo European Warrants Aug10	80,000,000	2009/11/05	2010/08/20	40.00
19221	Citigroup Global Mkt H Inc. - New World European Wts Jul 10	160,000,000	2009/11/05	2010/07/21	40.00
19222	Citigroup Global Mkt H Inc. -Tencent European Warrants Jul10	160,000,000	2009/11/05	2010/07/21	40.00
19238	KBC Fin Products Int'l Ltd. - A50 Ch Euro Wts May 2010	400,000,000	2009/11/05	2010/05/20	100.00
19239	KBC Fin Products Int'l Ltd. - A50 Ch Euro Wts Jul 2010	400,000,000	2009/11/05	2010/07/02	100.00
19240	KBC Fin Products Int'l Ltd. - HSI European Wts May 2010 A	400,000,000	2009/11/05	2010/05/28	100.00
19241	KBC Fin Products Int'l Ltd. - HSI European Wts Jun 2010 A	368,000,000	2009/11/05	2010/06/29	99.36
19242	KBC Fin Products Int'l Ltd. - HSI European Wts Jun 2010 B	400,000,000	2009/11/05	2010/06/29	100.00
19236	KBC Fin Products Int'l Ltd. - ICBC European Wts May 2010 A	228,000,000	2009/11/05	2010/05/05	98.04
19237	KBC Fin Products Int'l Ltd. - ICBC European Wts May 2010 B	368,000,000	2009/11/05	2010/05/18	99.36

Main Board Warrants

Code	Derivative warrants	No. of			Amount raised (HK\$ mil.)
		issue (units)	Listing date	Expiry	
19225	Macquarie Bank Ltd. - Anhui Conch European Warrants Aug 2010	200,000,000	2009/11/05	2010/08/24	30.00
19226	Macquarie Bank Ltd. - CNBM European Warrants Jun 2010	200,000,000	2009/11/05	2010/06/22	50.60
19227	Macquarie Bank Ltd. - HK Gas European Warrants Jul 2010	200,000,000	2009/11/05	2010/07/28	50.20
19228	Macquarie Bank Ltd. - Wharf European Warrants Jun 2010 B	250,000,000	2009/11/05	2010/06/02	88.25
19233	Standard Bank PLC - China Coal European Warrants Nov 2010	100,000,000	2009/11/05	2010/11/26	25.00
19234	Standard Bank PLC - Chi Res Power European Warrants Jul 2010	100,000,000	2009/11/05	2010/07/30	25.00
18282#	BNP Paribas Arbit Issu B.V. - ICBC European Wts Mar 2010	200,000,000	2009/11/05	2010/03/02	33.40
18581#	Merrill Lynch Int'l & Co. C.V. - HSBC Euro Wts Nov 2010	200,000,000	2009/11/05	2010/11/29	18.20
19245	BOCI Asia Ltd. - Yuexiu Property European Warrants May 2010	150,000,000	2009/11/06	2010/05/20	70.50
19247	BOCI Asia Ltd. - HSI European Warrants May 2010	200,000,000	2009/11/06	2010/05/28	50.00
19246	BOCI Asia Ltd. - Shui On Land European Warrants May 2010	150,000,000	2009/11/06	2010/05/20	142.50
19244	BOCI Asia Ltd. - Tracker Fund European Warrants May 2010	150,000,000	2009/11/06	2010/05/20	37.50
19248	BOCI Asia Ltd. - Tracker Fund European Put Warrants May 2010	150,000,000	2009/11/06	2010/05/20	37.50
19249	BNP Paribas Arbit Issu B.V. - China Tel Euro Wts Jun 2010 A	150,000,000	2009/11/06	2010/06/08	73.50
19258	BNP Paribas Arbit Issu B.V. - CC Bank Euro Wts Sep 2010 B	300,000,000	2009/11/06	2010/09/01	162.00
19254	BNP Paribas Arbit Issu B.V. - A50 China Euro Wts Jul 2010	200,000,000	2009/11/06	2010/07/12	52.00
19255	BNP Paribas Arbit Issu B.V. - A50 China Euro Wts Aug 2010	200,000,000	2009/11/06	2010/08/09	50.00
19256	BNP Paribas Arbit Issu B.V. - A50 China Euro Wts Nov 2010	200,000,000	2009/11/06	2010/11/22	50.00
19260	BNP Paribas Arbit Issu B.V. - HSI European Wts Jun 2010 A	200,000,000	2009/11/06	2010/06/29	66.00
19261	BNP Paribas Arbit Issu B.V. - HSI Euro Put Wts May 2010	200,000,000	2009/11/06	2010/05/28	78.00
19250	BNP Paribas Arbit Issu B.V. - Hutchison European Wts Jun 10A	100,000,000	2009/11/06	2010/06/28	46.00
19257	BNP Paribas Arbit Issu B.V. - PetroCh Euro Wts Aug 2010	200,000,000	2009/11/06	2010/08/09	50.00
19259	BNP Paribas Arbit Issu B.V. - Tencent Holdings Eu Wts May 10	200,000,000	2009/11/06	2010/05/31	52.00
19262	Goldman Sachs SP (Asia) - HSBC European Warrants Feb 2010	200,000,000	2009/11/06	2010/02/22	144.00
19243	Macquarie Bank Ltd. - Cheung Kong European Put Wts Nov 2010	300,000,000	2009/11/06	2010/11/02	75.00
19253	SGA Societe Generale Acceptance N.V. - Ch Mob Eu Wt Jun 10A	60,000,000	2009/11/06	2010/06/07	22.50
19251	SGA Societe Generale Acceptance N.V. - Ch Mob Eu Wt May 10A	60,000,000	2009/11/06	2010/05/17	49.80
19252	SGA Societe Generale Acceptance N.V. - Ch Mob Eu Wt May 10B	60,000,000	2009/11/06	2010/05/10	31.20
19264	HK Bank - China Tel European Warrants Sep 2010	120,000,000	2009/11/09	2010/09/29	43.20
19263	HK Bank - Sinoma European Warrants Sep 2010	160,000,000	2009/11/09	2010/09/29	40.00
19275	KBC Fin Products Int'l Ltd. - BYD European Warrants May 10 A	150,000,000	2009/11/09	2010/05/10	48.00
19276	KBC Fin Products Int'l Ltd. - BYD European Warrants May 10 B	150,000,000	2009/11/09	2010/05/10	37.50
19277	KBC Fin Products Int'l Ltd. - BYD European Warrants May 10 C	150,000,000	2009/11/09	2010/05/10	37.50
19278	KBC Fin Products Int'l Ltd. - China Tel Euro Wts Apr 2010	208,000,000	2009/11/09	2010/04/08	36.61
19279	KBC Fin Products Int'l Ltd. - China Tel Euro Wts May 2010 A	208,000,000	2009/11/09	2010/05/10	99.84
19280	KBC Fin Products Int'l Ltd. - China Tel Euro Wts May 2010 B	208,000,000	2009/11/09	2010/05/10	52.00
19266	CC Rabobank B.A. - Ch Mobile European Warrants May 2010	50,000,000	2009/11/09	2010/05/28	24.50
19265	CC Rabobank B.A. - CC Bank European Warrants May 2010	50,000,000	2009/11/09	2010/05/28	14.50
19267	CC Rabobank B.A. - HSBC European Warrants May 2010	60,000,000	2009/11/09	2010/05/28	25.20
19268	CC Rabobank B.A. - HSBC European Warrants Jul 2010 B	60,000,000	2009/11/09	2010/07/29	28.20
19274	CC Rabobank B.A. - HSBC European Put Warrants May 2010 B	60,000,000	2009/11/09	2010/05/28	21.60
19269	CC Rabobank B.A. - Hutchison European Warrants Jul 2010	50,000,000	2009/11/09	2010/07/29	23.00
19270	CC Rabobank B.A. - Hutchison European Warrants Sep 2010	50,000,000	2009/11/09	2010/09/29	18.50
19271	CC Rabobank B.A. - ICBC European Warrants May 2010	50,000,000	2009/11/09	2010/05/28	12.50

Main Board Warrants

Code	Derivative warrants	No. of issue (units)	Listing date	Expiry	Amount raised (HK\$ mil.)
19272	CC Rabobank B.A. - PetroChina European Warrants May 2010 B	50,000,000	2009/11/09	2010/05/28	30.00
19273	CC Rabobank B.A. - Tencent Holdings European Wts Jun 2010 C	200,000,000	2009/11/09	2010/06/28	36.20
19293	ABN AMRO Bank N.V. - A50 China European Put Wts Mar 2010	300,000,000	2009/11/10	2010/03/30	48.30
19292	ABN AMRO Bank N.V. - HSBC European Warrants Sep 2010 B	400,000,000	2009/11/10	2010/09/30	62.00
19281	BOCI Asia Ltd. - A50 China European Warrants Jun 2010	150,000,000	2009/11/10	2010/06/21	37.50
19282	BOCI Asia Ltd. - Renhe Comm European Warrants May 2010	300,000,000	2009/11/10	2010/05/20	75.00
19285	BNP Paribas Arbit Issu B.V. - BYD European Warrants May 10 A	150,000,000	2009/11/10	2010/05/31	37.50
19287	BNP Paribas Arbit Issu B.V. - China Tel Euro Wts Jun 2010 B	150,000,000	2009/11/10	2010/06/01	81.00
19288	BNP Paribas Arbit Issu B.V. - HSI European Wts Feb 2010	300,000,000	2009/11/10	2010/02/25	60.00
19291	Deutsche Bank AG - China Life European Warrants Feb 2010	300,000,000	2009/11/10	2010/02/10	81.00
19286	Deutsche Bank AG - China Life European Warrants Mar 2010 E	300,000,000	2009/11/10	2010/03/08	45.00
19289	J P Morgan SP BV - China Mob European Put Warrants Dec 2010	300,000,000	2009/11/10	2010/12/30	75.00
19283	J P Morgan SP BV - HSBC European Warrants Jun 2010	100,000,000	2009/11/10	2010/06/29	33.70
19284	J P Morgan SP BV - PetroChina European Warrants Mar 2010	300,000,000	2009/11/10	2010/03/23	45.00
19290	KBC Fin Products Int'l Ltd. - HSI Euro Put Wts Mar 2010 G	588,000,000	2009/11/10	2010/03/30	94.08
19311	BNP Paribas Arbit Issu B.V. - CHALCO European Wts Aug 2010	100,000,000	2009/11/11	2010/08/02	25.00
19312	BNP Paribas Arbit Issu B.V. - CHALCO European Wts Nov 2010	100,000,000	2009/11/11	2010/11/01	25.00
19313	BNP Paribas Arbit Issu B.V. - BYD European Warrants May 10 B	200,000,000	2009/11/11	2010/05/31	54.00
19314	BNP Paribas Arbit Issu B.V. - Jiangxi Copper Eu Wts May 2010	100,000,000	2009/11/11	2010/05/11	27.00
19316	Deutsche Bank AG - CC Bank European Warrants May 2010 A	150,000,000	2009/11/11	2010/05/17	78.00
19320	Deutsche Bank AG - CC Bank European Put Warrants May 2010	100,000,000	2009/11/11	2010/05/17	45.00
19317	Deutsche Bank AG - Sinopec Corp European Warrants May 2010 A	150,000,000	2009/11/11	2010/05/17	103.50
19318	Deutsche Bank AG - ICBC European Put Warrants Jun 2010	100,000,000	2009/11/11	2010/06/28	41.00
19319	Deutsche Bank AG - PetroChina European Put Wts Oct 2010	100,000,000	2009/11/11	2010/10/25	18.30
19315	Macquarie Bank Ltd. - CM Bank European Warrants Jun 2010 B	250,000,000	2009/11/11	2010/06/02	62.75
19301	CC Rabobank B.A. - Denway Motors European Warrants Jun 2010	60,000,000	2009/11/11	2010/06/29	31.80
19304	CC Rabobank B.A. - HSBC European Warrants Sep 2010 B	250,000,000	2009/11/11	2010/09/27	37.50
19305	CC Rabobank B.A. - HSBC European Warrants Dec 2010 G	250,000,000	2009/11/11	2010/12/13	37.50
19299	CC Rabobank B.A. - HSI European Warrants Jun 2010 A	200,000,000	2009/11/11	2010/06/29	50.00
19303	CC Rabobank B.A. - HSI European Put Warrants May 2010	200,000,000	2009/11/11	2010/05/28	50.00
19300	CC Rabobank B.A. - HSI European Put Warrants Jul 2010	200,000,000	2009/11/11	2010/07/29	50.00
19297	CC Rabobank B.A. - HSI European Warrants May 2010 A	200,000,000	2009/11/11	2010/05/28	62.00
19298	CC Rabobank B.A. - HSI European Warrants May 2010 B	200,000,000	2009/11/11	2010/05/28	50.00
19302	CC Rabobank B.A. - Huaneng Power European Warrants Jun 2010	60,000,000	2009/11/11	2010/06/29	37.80
19294	SGA Societe Generale Acceptance N.V. - CLife Eu Wt Apr 2010	200,000,000	2009/11/11	2010/04/19	58.00
19295	SGA Societe Generale Acceptance N.V. - CLife Eu Wt May 2010A	200,000,000	2009/11/11	2010/05/24	97.00
19296	SGA Societe Generale Acceptance N.V. - CLife Eu Wt May 2010B	200,000,000	2009/11/11	2010/05/12	52.00
19308	UBS AG - China Unicom European Warrants Jun 2010	100,000,000	2009/11/11	2010/06/28	15.00
19306	UBS AG - CM Bank European Warrants Jun 2010 B	100,000,000	2009/11/11	2010/06/14	25.00
19307	UBS AG - Ch Railway Cons European Warrants Aug 2010	100,000,000	2009/11/11	2010/08/09	15.00
19310	UBS AG - Huaneng Power European Warrants Jun 2010	100,000,000	2009/11/11	2010/06/21	25.00
19309	UBS AG - ICBC European Warrants Mar 2010	100,000,000	2009/11/11	2010/03/01	15.00
19335	BNP Paribas Arbit Issu B.V. - Bank of EA European Wts Jul10A	78,000,000	2009/11/12	2010/07/02	21.06
10924	BNP Paribas Arbit Issu B.V. - Gold European Put Wts Jul 2010	200,000,000	2009/11/12	2010/07/20	57.00

Main Board Warrants

Code	Derivative warrants	No. of issue (units)	Listing date	Expiry	Amount raised (HK\$ mil.)
19336	BNP Paribas Arbit Issu B.V. - Hang Seng Bank Eu Wts Oct10	200,000,000	2009/11/12	2010/10/04	30.00
19332	Deutsche Bank AG - BOCL European Warrants May 2010	150,000,000	2009/11/12	2010/05/17	60.00
19331	Deutsche Bank AG - A50 China European Warrants Jun 2010 A	150,000,000	2009/11/12	2010/06/14	37.50
19333	J P Morgan SP BV - China Coal European Warrants Jun 2010	200,000,000	2009/11/12	2010/06/17	30.20
19334	J P Morgan SP BV - Dongfeng Motor European Warrants Jul 2010	138,000,000	2009/11/12	2010/07/29	35.05
19330	Macquarie Bank Ltd. - Dongfeng Motor European Wts Jun 2010 B	200,000,000	2009/11/12	2010/06/02	50.20
19324	Merrill Lynch Int'l & Co. C.V. - BankComm Euro Put Wt Dec10B	150,000,000	2009/11/12	2010/12/28	25.65
19321	Merrill Lynch Int'l & Co. C.V. - CM Bank Euro Wts Mar 2010 B	150,000,000	2009/11/12	2010/03/16	28.20
19322	Merrill Lynch Int'l & Co. C.V. - CM Bank Euro Wts Jun 2010 C	150,000,000	2009/11/12	2010/06/28	33.60
19325	Merrill Lynch Int'l & Co. C.V. - CNOOC Euro Put Wts Jun 2010	150,000,000	2009/11/12	2010/06/28	28.05
19326	Merrill Lynch Int'l & Co. C.V. - CNOOC Euro Put Wts Oct 10 B	150,000,000	2009/11/12	2010/10/18	29.70
19328	Merrill Lynch Int'l & Co. C.V.-Sinopec Eu Put Warrant Sep10A	150,000,000	2009/11/12	2010/09/27	22.50
19329	Merrill Lynch Int'l & Co. C.V. - HSBC Euro Put Wt Dec 2010 C	200,000,000	2009/11/12	2010/12/20	39.00
19323	Merrill Lynch Int'l & Co. C.V. - PetroChina Eu Wt Dec 2010 B	150,000,000	2009/11/12	2010/12/28	22.50
19327	Merrill Lynch Int'l & Co. C.V. - PetroChina Eu Put Wt Oct 10	150,000,000	2009/11/12	2010/10/25	27.75
19337	ABN AMRO Bank N.V. - HWL European Warrants May 2010	150,000,000	2009/11/13	2010/05/31	38.40
19338	BNP Paribas Arbit Issu B.V. - BOCHK European Warrants Jun 10	150,000,000	2009/11/13	2010/06/02	37.50
19339	BNP Paribas Arbit Issu B.V. -MTRC European Warrants May 2010	60,000,000	2009/11/13	2010/05/31	23.40
19340	BNP Paribas Arbit Issu B.V. -SHK Ppt European Warrants Jun10	100,000,000	2009/11/13	2010/06/02	17.00
14831#	Merrill Lynch Int'l & Co. C.V. - Ch Mobile Eur Wt Aug 2010 A	320,000,000	2009/11/13	2010/08/09	26.24
17360#	Merrill Lynch Int'l & Co. C.V. - Hutchison Euro Wts Jul 2011	320,000,000	2009/11/13	2011/07/18	26.56
19354	ABN AMRO Bank N.V. - ICBC European Warrants Apr 2010 A	150,000,000	2009/11/16	2010/04/19	60.60
19350	BNP Paribas Arbit Issu B.V. - Ch Railway Euro Wts Jan 2011	200,000,000	2009/11/16	2011/01/04	30.00
19351	BNP Paribas Arbit Issu B.V. - Ch Shenhua Euro Wts Jun 2010	200,000,000	2009/11/16	2010/06/02	58.00
19355	Deutsche Bank AG - Chi Res Land European Warrants Jun 2010	100,000,000	2009/11/16	2010/06/21	33.00
19356	Deutsche Bank AG - Dongfeng Motor European Warrants May 10	100,000,000	2009/11/16	2010/05/31	25.00
19353	KBC Fin Products Int'l Ltd. - PetroChina Euro Wts Oct 2010 B	400,000,000	2009/11/16	2010/10/15	100.00
19344	Macquarie Bank Ltd. - BYD European Warrants Jun 2010	250,000,000	2009/11/16	2010/06/02	62.50
19347	Macquarie Bank Ltd. - China Tel European Warrants Jun 2010 A	100,000,000	2009/11/16	2010/06/02	15.60
19346	Macquarie Bank Ltd. - China Coal European Warrants Aug 2010A	250,000,000	2009/11/16	2010/08/04	62.75
19345	Macquarie Bank Ltd. - Cathay Pacific European Wts Oct 2010	150,000,000	2009/11/16	2010/10/05	37.95
19343	SGA Societe Generale Acceptance N.V. - HSBC Eu Wt Jul 2010	100,000,000	2009/11/16	2010/07/26	41.00
19341	SGA Societe Generale Acceptance N.V. - HSBC Eu Wt Jun 2010 C	100,000,000	2009/11/16	2010/06/07	65.00
19342	SGA Societe Generale Acceptance N.V. - HSBC Eu Wt Jun 2010 D	100,000,000	2009/11/16	2010/06/21	49.00
19352	UBS AG - China Coal European Warrants Jun 2010	100,000,000	2009/11/16	2010/06/21	25.00
19348	UBS AG - China Shenhua European Warrants May 2010	100,000,000	2009/11/16	2010/05/24	25.00
19349	UBS AG - China Shenhua European Warrants Jun 2010	100,000,000	2009/11/16	2010/06/21	27.00
17882#	SGA Societe Generale Acceptance N.V.-Chi COSCO Euro Wt Feb10B	150,000,000	2009/11/16	2010/02/17	19.20
19369	Credit Suisse AG - BankComm European Warrants Oct 2010	200,000,000	2009/11/17	2010/10/25	30.00
19371	Credit Suisse AG - Sinopec Corp European Warrants May 2012	200,000,000	2009/11/17	2012/05/28	50.00
19372	Credit Suisse AG - China Shenhua European Warrants Sep 2010	200,000,000	2009/11/17	2010/09/27	50.00
19373	Credit Suisse AG - HKEx European Warrants Oct 2010	200,000,000	2009/11/17	2010/10/25	50.00
19374	Deutsche Bank AG - China Coal European Warrants Jun 2010	100,000,000	2009/11/17	2010/06/21	25.00
19375	Deutsche Bank AG -CRCC European Warrants Aug 2010	100,000,000	2009/11/17	2010/08/09	16.80

Main Board Warrants

Code	Derivative warrants	No. of			Amount raised (HK\$ mil.)
		issue (units)	Listing date	Expiry	
19377	Deutsche Bank AG - HSI European Put Warrants May 2010 A	300,000,000	2009/11/17	2010/05/28	84.00
19378	Deutsche Bank AG - HSI European Put Warrants May 2010 B	300,000,000	2009/11/17	2010/05/28	93.00
19376	Deutsche Bank AG - Huaneng Power European Warrants Jun 2010	75,000,000	2009/11/17	2010/06/07	48.45
19357	HK Bank - China Coal European Warrants Nov 2010	160,000,000	2009/11/17	2010/11/26	40.00
19358	HK Bank - Yanzhou Coal European Warrants Jul 2010	120,000,000	2009/11/17	2010/07/27	30.00
19359	CC Rabobank B.A. - BOCL European Warrants May 2010	60,000,000	2009/11/17	2010/05/28	15.00
19364	CC Rabobank B.A. - China Mer Hold European Warrants May 2010	100,000,000	2009/11/17	2010/05/28	38.00
19361	CC Rabobank B.A. - China Coal European Warrants May 2010	180,000,000	2009/11/17	2010/05/28	45.00
19362	CC Rabobank B.A. - China Life European Warrants May 2010	100,000,000	2009/11/17	2010/05/28	25.00
19363	CC Rabobank B.A. - China Life European Warrants Jun 2010 A	100,000,000	2009/11/17	2010/06/29	25.00
19360	CC Rabobank B.A. - CNOOC European Warrants Oct 2010 B	180,000,000	2009/11/17	2010/10/25	32.04
19367	CC Rabobank B.A. - CNOOC European Put Warrants Oct 2010	180,000,000	2009/11/17	2010/10/25	32.04
19366	CC Rabobank B.A. - Chi Res Land European Warrants May 2010	120,000,000	2009/11/17	2010/05/28	30.00
19365	CC Rabobank B.A. - China Shenhua European Warrants May 2010	80,000,000	2009/11/17	2010/05/28	36.80
19368	CC Rabobank B.A. - ICBC European Warrants Jun 2010	80,000,000	2009/11/17	2010/06/29	30.40
17746#	CC Rabobank B.A. - A50 China European Warrants Feb 2010 A	100,000,000	2009/11/17	2010/02/25	10.70
18238#	CC Rabobank B.A. - HSBC European Warrants Nov 2010	100,000,000	2009/11/17	2010/11/30	13.00
19387	ABN AMRO Bank N.V. - Tencent Holdings European Wts Jun 2010B	200,000,000	2009/11/18	2010/06/21	50.60
19382	BOCI Asia Ltd. - Guangdong Inv European Warrants Jun 2010	100,000,000	2009/11/18	2010/06/30	67.00
19383	BOCI Asia Ltd. - Tencent Holdings European Warrants May 2010	100,000,000	2009/11/18	2010/05/27	25.00
10925	BNP Paribas Arbit Issu B.V. - Gold European Warrants Jul 10	200,000,000	2009/11/18	2010/07/20	50.00
10926	BNP Paribas Arbit Issu B.V. - Gold European Put Wts Oct 2010	200,000,000	2009/11/18	2010/10/20	78.00
19386	Deutsche Bank AG - HSBC European Warrants May 2011	150,000,000	2009/11/18	2011/05/31	22.50
19384	Deutsche Bank AG - HSI European Warrants May 2010 C	300,000,000	2009/11/18	2010/05/28	78.00
19385	Deutsche Bank AG - HSI European Warrants May 2010 D	300,000,000	2009/11/18	2010/05/28	75.00
19398	Deutsche Bank AG - HSI European Put Warrants May 2010 E	300,000,000	2009/11/18	2010/05/28	75.00
19389	KBC Fin Products Int'l Ltd. - HSBC European Wts May 2010 B	208,000,000	2009/11/18	2010/05/18	72.80
19390	KBC Fin Products Int'l Ltd. - HSBC European Wts Jun 2010 F	328,000,000	2009/11/18	2010/06/01	85.28
19397	KBC Fin Products Int'l Ltd. - HSI European Wts Aug 2010	400,000,000	2009/11/18	2010/08/30	100.00
19393	KBC Fin Products Int'l Ltd. - HSI European Wts May 2010 B	378,000,000	2009/11/18	2010/05/28	94.50
19394	KBC Fin Products Int'l Ltd. - HSI European Wts May 2010 C	388,000,000	2009/11/18	2010/05/28	102.04
19395	KBC Fin Products Int'l Ltd. - HSI European Wts May 2010 D	400,000,000	2009/11/18	2010/05/28	100.00
19396	KBC Fin Products Int'l Ltd. - HSI European Wts Jun 2010 C	400,000,000	2009/11/18	2010/06/29	100.00
19391	KBC Fin Products Int'l Ltd. - Zijin Mining European Wt Jul10	200,000,000	2009/11/18	2010/07/05	50.00
19392	KBC Fin Products Int'l Ltd. - Zijin Mining European Wt Oct10	200,000,000	2009/11/18	2010/10/25	50.00
19381	Macquarie Bank Ltd. - HSBC European Put Warrants Jul 2010 B	200,000,000	2009/11/18	2010/07/05	30.60
19379	SGA Societe Generale Acceptance N.V. - CMB Euro Wts Apr 2010	100,000,000	2009/11/18	2010/04/26	23.30
19380	SGA Societe Generale Acceptance N.V. - Dongfeng Eu Wt Jun 10	150,000,000	2009/11/18	2010/06/14	38.25
19388	UBS AG - HSBC European Warrants Jun 2010 A	80,000,000	2009/11/18	2010/06/07	20.00
16781#	BNP Paribas Arbit Issu B.V. - Ch Mobile Euro Wts Dec 2010	300,000,000	2009/11/18	2010/12/02	17.70
19417	Barclays Bank plc - CHALCO European Warrants Jul 2010	100,000,000	2009/11/19	2010/07/05	26.00
19418	Barclays Bank plc - CHALCO European Warrants Oct 2010	100,000,000	2009/11/19	2010/10/04	28.00
19419	Barclays Bank plc - China Coal European Warrants Jul 2010	100,000,000	2009/11/19	2010/07/05	25.00
19420	Barclays Bank plc - China Coal European Warrants Oct 2010	100,000,000	2009/11/19	2010/10/04	25.00

Main Board Warrants

Code	Derivative warrants	No. of issue (units)	Listing date	Expiry	Amount raised (HK\$ mil.)
19416	Barclays Bank plc - CM Bank European Warrants Jul 2010	100,000,000	2009/11/19	2010/07/05	26.00
19423	Barclays Bank plc - HSBC European Warrants Jun 2010	100,000,000	2009/11/19	2010/06/01	52.00
19424	Barclays Bank plc - HSBC European Warrants Jul 2010 A	100,000,000	2009/11/19	2010/07/05	53.00
19425	Barclays Bank plc - HSBC European Warrants Oct 2010	100,000,000	2009/11/19	2010/10/04	42.00
19421	Barclays Bank plc - Jiangxi Copper European Warrants Jun 10	100,000,000	2009/11/19	2010/06/07	25.00
19422	Barclays Bank plc - Jiangxi Copper European Warrants Oct 10	100,000,000	2009/11/19	2010/10/04	26.00
19408	BNP Paribas Arbit Issu B.V. - Bank of EA European Wts Jul10B	85,000,000	2009/11/19	2010/07/02	25.50
19426	Credit Suisse AG - BOCL European Warrants Feb 2013	200,000,000	2009/11/19	2013/02/25	50.00
19427	Credit Suisse AG - China Mobile European Warrants Oct 2011	200,000,000	2009/11/19	2011/10/31	50.00
19428	Credit Suisse AG - HSBC European Wts Apr 2011	200,000,000	2009/11/19	2011/04/26	50.00
19415	Deutsche Bank AG - China Mobile European Warrants Jun 2010 A	300,000,000	2009/11/19	2010/06/07	87.00
19414	Deutsche Bank AG - CM Bank European Warrants Jun 2010	150,000,000	2009/11/19	2010/06/07	37.50
19409	J P Morgan SP BV - Angang Steel European Warrants Jun 2010	188,000,000	2009/11/19	2010/06/29	47.19
19411	J P Morgan SP BV - Ch Comm Cons European Warrants Jun 2010	200,000,000	2009/11/19	2010/06/29	30.00
19410	J P Morgan SP BV - China Coal European Warrants Aug 2010	188,000,000	2009/11/19	2010/08/30	47.00
19412	J P Morgan SP BV - Shimao Property European Wts Mar 2010	100,000,000	2009/11/19	2010/03/16	15.00
19413	J P Morgan SP BV - Yanzhou Coal European Warrants Jun 2010 B	188,000,000	2009/11/19	2010/06/29	47.00
19429	KBC Fin Products Int'l Ltd. - BOCL European Wts Apr 2010	288,000,000	2009/11/19	2010/04/01	77.76
19434	KBC Fin Products Int'l Ltd. - BOCL Euro Put Wts May 2010	188,000,000	2009/11/19	2010/05/19	99.45
19430	KBC Fin Products Int'l Ltd. - BOCL European Wts May 2010 B	288,000,000	2009/11/19	2010/05/19	72.00
19431	KBC Fin Products Int'l Ltd. - A50 Ch Euro Wts Jun 2010	388,000,000	2009/11/19	2010/06/07	60.92
19432	KBC Fin Products Int'l Ltd. - A50 Ch Euro Wts Sep 2010	388,000,000	2009/11/19	2010/09/17	60.53
19433	KBC Fin Products Int'l Ltd. - A50 Ch Euro Wts Nov 2010	388,000,000	2009/11/19	2010/11/15	58.20
19399	Macquarie Bank Ltd. - Bank of EA European Warrants Jun 2010B	150,000,000	2009/11/19	2010/06/03	37.50
19400	Macquarie Bank Ltd. - BOCHK European Warrants Jul 2010	150,000,000	2009/11/19	2010/07/05	30.45
19401	Macquarie Bank Ltd. - China Coal European Warrants Aug 2010B	250,000,000	2009/11/19	2010/08/04	63.00
19406	Macquarie Bank Ltd. - CM Bank European Put Warrants Jun 2010	300,000,000	2009/11/19	2010/06/01	76.20
19402	Macquarie Bank Ltd. - Fushan Energy European Warrants Aug 10	250,000,000	2009/11/19	2010/08/04	62.50
19403	Macquarie Bank Ltd. - R&F Ppt European Warrants Mar 2010	150,000,000	2009/11/19	2010/03/30	22.50
19407	Macquarie Bank Ltd. - SHK Ppt European Put Warrants Jul 2010	150,000,000	2009/11/19	2010/07/05	37.50
19404	Macquarie Bank Ltd. - Tencent European Warrants Aug 2010	200,000,000	2009/11/19	2010/08/04	50.00
19405	Macquarie Bank Ltd. - Yanzhou Coal European Wts Jul 2010	150,000,000	2009/11/19	2010/07/05	37.50
15753 [#]	Macquarie Bank Ltd. - HSBC European Warrants Dec 2009	600,000,000	2009/11/19	2009/12/30	34.80
18707 [#]	ABN AMRO Bank N.V. - BYD European Warrants Apr 2010	200,000,000	2009/11/19	2010/04/30	24.40
17917 [#]	ABN AMRO Bank N.V. - HKEx European Warrants Dec 2009 D	200,000,000	2009/11/19	2009/12/28	11.20
18869 [#]	BNP Paribas Arbit Issu B.V. - Ch Mobile Euro Wts Aug 2010	300,000,000	2009/11/19	2010/08/09	23.10
17675 [#]	CC Rabobank B.A. - Ch Mobile European Warrants Aug 2010	300,000,000	2009/11/19	2010/08/09	24.00
19451	BNP Paribas Arbit Issu B.V. - China Overseas Euro Wts Jul10	100,000,000	2009/11/20	2010/07/05	25.00
19452	BNP Paribas Arbit Issu B.V. - Ch Shenhua Euro Wts Oct 2010	100,000,000	2009/11/20	2010/10/05	63.00
19453	BNP Paribas Arbit Issu B.V. - Nine Dragons European Wt Jun10	100,000,000	2009/11/20	2010/06/14	31.00
19454	BNP Paribas Arbit Issu B.V. - Ping An European Wts Nov 2011	100,000,000	2009/11/20	2011/11/04	25.00
19456	Citigroup Global Mkt H Inc. - BOC HK European Wts Aug 2010	160,000,000	2009/11/20	2010/08/20	40.00
19455	Citigroup Global Mkt H Inc. - BOCL European Wts May 2010	160,000,000	2009/11/20	2010/05/20	40.00
19457	Citigroup Global Mkt H Inc. - BYD European Warrants Nov 2010	160,000,000	2009/11/20	2010/11/22	40.00

Main Board Warrants

Code	Derivative warrants	No. of			Amount raised (HK\$ mil.)
		issue (units)	Listing date	Expiry	
19458	Citigroup Global Mkt H Inc. - CC Bank European Wts May 2010	80,000,000	2009/11/20	2010/05/20	40.00
19459	Citigroup Global Mkt H Inc. - China Life Euro Wts May 2010	114,000,000	2009/11/20	2010/05/20	39.90
19461	Citigroup Global Mkt H Inc. - CNOOC European Wts Nov 2010	160,000,000	2009/11/20	2010/11/22	40.00
19460	Citigroup Global Mkt H Inc. - Chi Res Power Euro Wts Aug10	160,000,000	2009/11/20	2010/08/20	40.00
19462	Citigroup Global Mkt H Inc. - Dongfeng European Wts Sep10	160,000,000	2009/11/20	2010/09/20	40.00
19463	Citigroup Global Mkt H Inc. - PetroChina Euro Wts Jan 2011	160,000,000	2009/11/20	2011/01/20	40.00
19465	Citigroup Global Mkt H Inc. - Ping An Euro Wts Feb 2011	160,000,000	2009/11/20	2011/02/21	40.00
19469	Deutsche Bank AG - BankComm European Warrants Nov 2010	150,000,000	2009/11/20	2010/11/08	22.50
19470	Deutsche Bank AG - CITIC Bank European Warrants Jun 2010	150,000,000	2009/11/20	2010/06/14	75.00
19471	Deutsche Bank AG - ICBC European Warrants Jun 2010	150,000,000	2009/11/20	2010/06/28	58.50
19466	HK Bank - BOCL European Warrants Aug 2010	160,000,000	2009/11/20	2010/08/27	54.40
19467	HK Bank - CC Bank European Warrants Jun 2010 A	160,000,000	2009/11/20	2010/06/29	75.20
19468	HK Bank - CITIC Bank European Warrants May 2010	120,000,000	2009/11/20	2010/05/28	52.80
19449	HK Bank - CM Bank European Warrants Jun 2010	180,000,000	2009/11/20	2010/06/29	45.00
19450	HK Bank - Geely Auto European Warrants Aug 2010	80,000,000	2009/11/20	2010/08/27	68.80
19446	Macquarie Bank Ltd. - A50 China European Warrants Apr 2010 A	400,000,000	2009/11/20	2010/04/23	60.00
19448	Macquarie Bank Ltd. - ICBC European Warrants Jun 2010	138,000,000	2009/11/20	2010/06/02	44.57
19447	Macquarie Bank Ltd. - China Mengniu European Wts Jun 2010	200,000,000	2009/11/20	2010/06/07	50.20
19437	SGA Societe Generale Acceptance N.V. - CP&CC Eur Wt Apr 2010	100,000,000	2009/11/20	2010/04/28	57.00
19438	SGA Societe Generale Acceptance N.V. - CP&CC Eur Wt May 2010	100,000,000	2009/11/20	2010/05/31	49.50
19439	SGA Societe Generale Acceptance N.V. - CP&CC Eur Wt Jul 10B	100,000,000	2009/11/20	2010/07/05	42.50
19440	SGA Societe Generale Acceptance N.V. - HSCEI Eu Wt May 2010A	300,000,000	2009/11/20	2010/05/28	75.00
19441	SGA Societe Generale Acceptance N.V. - HSCEI Eu Wt May 2010B	300,000,000	2009/11/20	2010/05/28	75.00
19444	SGA Societe Generale Acceptance N.V. -HSCEI Eu Put Wt May10C	300,000,000	2009/11/20	2010/05/28	75.00
19445	SGA Societe Generale Acceptance N.V. -HSCEI Eu Put Wt May10D	300,000,000	2009/11/20	2010/05/28	84.00
19435	SGA Societe Generale Acceptance N.V. - HSI Eur Wt May 2010 A	300,000,000	2009/11/20	2010/05/28	75.00
19436	SGA Societe Generale Acceptance N.V. - HSI Eur Wt May 2010 B	300,000,000	2009/11/20	2010/05/28	75.00
19442	SGA Societe Generale Acceptance N.V. - HSI Eu Put Wt May10C	300,000,000	2009/11/20	2010/05/28	87.00
19443	SGA Societe Generale Acceptance N.V. - HSI Eu Put Wt May10D	300,000,000	2009/11/20	2010/05/28	93.00
19483	ABN AMRO Bank N.V. - BOCL European Warrants May 2010 B	200,000,000	2009/11/23	2010/05/24	83.00
19484	ABN AMRO Bank N.V. - HSBC European Warrants Jun 2010 A	200,000,000	2009/11/23	2010/06/21	155.80
19487	ABN AMRO Bank N.V. - Jiangxi Copper European Warrants Jun 10	200,000,000	2009/11/23	2010/06/21	57.40
19490	Deutsche Bank AG - BYD European Put Warrants Jun 2010	150,000,000	2009/11/23	2010/06/22	37.50
19491	Deutsche Bank AG - CC Bank European Warrants May 2010 B	200,000,000	2009/11/23	2010/05/25	88.00
19492	Deutsche Bank AG - HSI European Warrants May 2010 F	300,000,000	2009/11/23	2010/05/28	75.00
19493	Deutsche Bank AG - Tencent Holdings European Put Wts May10	150,000,000	2009/11/23	2010/05/31	37.50
19494	Deutsche Bank AG - Zijin Mining European Warrants May 2010B	150,000,000	2009/11/23	2010/05/25	22.50
19489	Goldman Sachs SP (Asia) - HSI European Put Wts May 2010	200,000,000	2009/11/23	2010/05/28	30.00
19488	Goldman Sachs SP (Asia) - HSI European Put Wts Mar 2010 E	200,000,000	2009/11/23	2010/03/30	30.00
19472	HK Bank - Angang Steel European Warrants Aug 2010	120,000,000	2009/11/23	2010/08/26	30.00
19474	HK Bank - China Overseas European Warrants Nov 2010	120,000,000	2009/11/23	2010/11/25	30.00
19477	HK Bank - China Unicom European Warrants Apr 2011	120,000,000	2009/11/23	2011/04/28	30.00
19473	HK Bank - China COSCO European Warrants Oct 2010	120,000,000	2009/11/23	2010/10/27	30.00
19475	HK Bank - China Shenhua European Warrants Jun 2010	160,000,000	2009/11/23	2010/06/25	56.00

Main Board Warrants

Code	Derivative warrants	No. of			Amount raised (HK\$ mil.)
		issue (units)	Listing date	Expiry	
19476	HK Bank - China Shenhua European Warrants Nov 2010	160,000,000	2009/11/23	2010/11/25	57.60
19478	HK Bank - R&F Ppt European Warrants Oct 2010	120,000,000	2009/11/23	2010/10/27	30.00
19479	HK Bank - Shimao Ppt European Warrants Oct 2010	120,000,000	2009/11/23	2010/10/27	30.00
19482	J P Morgan SP BV - HSBC European Warrants Dec 2010 B	300,000,000	2009/11/23	2010/12/30	75.00
19481	KBC Fin Products Int'l Ltd. - HSI European Wts May 2010 E	400,000,000	2009/11/23	2010/05/28	100.00
19485	KBC Fin Products Int'l Ltd. - HSI Euro Put Wts May 2010 F	400,000,000	2009/11/23	2010/05/28	100.00
19486	KBC Fin Products Int'l Ltd. - HSI Euro Put Wts May 2010 G	400,000,000	2009/11/23	2010/05/28	100.00
19480	SGA Societe Generale Acceptance N.V. - ICBC Eu Wt Mar 2010	100,000,000	2009/11/23	2010/03/01	37.00
17247#	Macquarie Bank Ltd. - Bank of EA European Warrants Apr 2010	200,000,000	2009/11/23	2010/04/29	62.00
14831#	Merrill Lynch Int'l & Co. C.V. - Ch Mobile Eur Wt Aug 2010 A	500,000,000	2009/11/23	2010/08/09	44.00
17903#	Merrill Lynch Int'l & Co. C.V. - HSBC Euro Put Wt Jun 2010	400,000,000	2009/11/23	2010/06/29	10.00
17993#	Merrill Lynch Int'l & Co. C.V. -HSI European Put Wts Feb10G	300,000,000	2009/11/23	2010/02/25	15.00
19513	ABN AMRO Bank N.V. - BYD European Warrants May 2010	400,000,000	2009/11/24	2010/05/25	62.40
19515	ABN AMRO Bank N.V. - HSBC European Put Warrants Jun 2010	200,000,000	2009/11/24	2010/06/14	185.80
19514	ABN AMRO Bank N.V. - ICBC European Warrants Apr 2010 B	200,000,000	2009/11/24	2010/04/28	68.60
19511	BNP Paribas Arbit Issu B.V. - Ch Mobile Euro Wts Jun 2010	200,000,000	2009/11/24	2010/06/01	64.00
19510	BNP Paribas Arbit Issu B.V. - Cheung Kong European Wts Oct10	200,000,000	2009/11/24	2010/10/04	30.00
19512	BNP Paribas Arbit Issu B.V. - Shimao Ppt European Wts Jun10	100,000,000	2009/11/24	2010/06/28	31.00
19516	Deutsche Bank AG - China Coal European Warrants Jul 2010	150,000,000	2009/11/24	2010/07/05	37.50
19517	Deutsche Bank AG - HSBC European Warrants Mar 2010 B	200,000,000	2009/11/24	2010/03/29	40.00
19518	Deutsche Bank AG - HSBC European Warrants Jun 2010 D	200,000,000	2009/11/24	2010/06/07	106.00
19500	HK Bank - CITIC Bank European Warrants Aug 2010	120,000,000	2009/11/24	2010/08/26	90.00
19501	HK Bank - China Life European Warrants Jun 2010	180,000,000	2009/11/24	2010/06/30	45.00
19498	HK Bank - A50 China European Warrants Sep 2010 B	180,000,000	2009/11/24	2010/09/28	45.00
19499	HK Bank - A50 China European Warrants Dec 2010	180,000,000	2009/11/24	2010/12/30	45.00
19502	HK Bank - ICBC European Warrants May 2010	120,000,000	2009/11/24	2010/05/28	56.40
19503	HK Bank - ICBC European Warrants Aug 2010	120,000,000	2009/11/24	2010/08/26	67.20
19504	HK Bank - Jiangxi Copper European Warrants Jul 2010	180,000,000	2009/11/24	2010/07/30	50.40
19509	KBC Fin Products Int'l Ltd. - ICBC European Wts Jun 2010 A	328,000,000	2009/11/24	2010/06/01	98.40
19506	Macquarie Bank Ltd. - CITIC Bank European Warrants Jun 2010	150,000,000	2009/11/24	2010/06/02	66.15
19496	Macquarie Bank Ltd. - HSBC European Warrants Mar 2011	500,000,000	2009/11/24	2011/03/02	125.00
19495	Macquarie Bank Ltd. - HSBC European Warrants Jul 2010 D	500,000,000	2009/11/24	2010/07/05	392.50
19505	Macquarie Bank Ltd. - HSI European Put Warrants May 2010 A	300,000,000	2009/11/24	2010/05/28	75.00
19507	Macquarie Bank Ltd. - Huaneng Power European Wts Jun 2010	150,000,000	2009/11/24	2010/06/02	48.00
19497	Macquarie Bank Ltd. - Jiangxi Copper European Wts Jul 2010 A	250,000,000	2009/11/24	2010/07/05	63.75
19508	Macquarie Bank Ltd. - PetroChina European Wts Jun 2010 C	150,000,000	2009/11/24	2010/06/02	64.35
16343#	Macquarie Bank Ltd. - China Mobile European Wts Dec 2009	700,000,000	2009/11/24	2009/12/30	30.80
19526	ABN AMRO Bank N.V. - CC Bank European Warrants Mar 2010 B	200,000,000	2009/11/25	2010/03/29	65.20
19527	ABN AMRO Bank N.V. - China Life European Warrants May 2010 A	300,000,000	2009/11/25	2010/05/10	88.20
19528	ABN AMRO Bank N.V. - ICBC European Warrants Dec 2010	600,000,000	2009/11/25	2010/12/07	90.00
19521	BNP Paribas Arbit Issu B.V. - CNOOC European Wts Jun 2010 B	200,000,000	2009/11/25	2010/06/18	34.00
19522	BNP Paribas Arbit Issu B.V. - CNOOC European Wts Apr 2011	200,000,000	2009/11/25	2011/04/06	50.00
19523	BNP Paribas Arbit Issu B.V. - PetroCh Euro Wts Jun 2010 C	200,000,000	2009/11/25	2010/06/03	32.00
19524	BNP Paribas Arbit Issu B.V. - PetroCh Euro Wts Jul 2010	100,000,000	2009/11/25	2010/07/05	52.00

Main Board Warrants

Code	Derivative warrants	No. of issue (units)	Listing date	Expiry	Amount raised (HK\$ mil.)
19525	Deutsche Bank AG - China Mobile European Warrants Jun 2010 B	150,000,000	2009/11/25	2010/06/07	67.50
19519	Macquarie Bank Ltd. - Nine Dragons European Wts May 2010 B	200,000,000	2009/11/25	2010/05/25	50.20
19520	Macquarie Bank Ltd. - PetroChina European Put Wts Oct 2010	250,000,000	2009/11/25	2010/10/25	41.50
18558#	Deutsche Bank AG - BYD European Warrants May 2010 A	200,000,000	2009/11/25	2010/05/11	23.80
18740#	UBS AG - BYD European Warrants May 2010 A	200,000,000	2009/11/25	2010/05/10	21.20
19529	BOCI Asia Ltd. - China Life European Warrants Mar 2010	150,000,000	2009/11/26	2010/03/08	28.50
19530	BOCI Asia Ltd. - CM Bank European Warrants Jun 2010	150,000,000	2009/11/26	2010/06/30	37.50
19531	BOCI Asia Ltd. - Hutchison European Warrants Jun 2010	150,000,000	2009/11/26	2010/06/23	45.00
19532	BOCI Asia Ltd. - Mongolia Energy European Warrants Jun 2010	150,000,000	2009/11/26	2010/06/30	187.50
19537	Deutsche Bank AG - BOCL European Put Warrants May 2010	150,000,000	2009/11/26	2010/05/31	37.50
19538	Deutsche Bank AG - CNOOC European Put Warrants Oct 2010	150,000,000	2009/11/26	2010/10/25	22.50
19536	Deutsche Bank AG - Sinopec Corp European Warrants May 2010 B	150,000,000	2009/11/26	2010/05/03	52.50
19533	HK Bank - China Mobile European Warrants May 2010	160,000,000	2009/11/26	2010/05/27	51.20
19534	UBS AG - China COSCO European Warrants Jun 2010	100,000,000	2009/11/26	2010/06/21	15.00
19535	UBS AG - China Mobile European Put Warrants Jun 2010 B	80,000,000	2009/11/26	2010/06/07	40.80
16532#	Macquarie Bank Ltd. - Ch Comm Cons European Wts Jun 2010	200,000,000	2009/11/26	2010/06/29	12.20
04971#	Macquarie Bank Ltd. - HWL European Warrants Dec 2010	412,000,000	2009/11/26	2010/12/30	12.36
17863#	KBC Fin Products Int'l Ltd. - HSI Euro Put Wts Jan 2010 G	600,000,000	2009/11/26	2010/01/28	32.40
19542	BOCI Asia Ltd. - CNPC European Warrants Nov 2010	150,000,000	2009/11/27	2010/11/30	37.50
19543	BOCI Asia Ltd. - China Shenhua European Warrants Jul 2010	150,000,000	2009/11/27	2010/07/22	75.00
19564	Credit Suisse AG - Tencent Holdings European Put Wts Aug10	200,000,000	2009/11/27	2010/08/30	50.00
19560	HK Bank - HSCEI European Warrants Jun 2010 A	200,000,000	2009/11/27	2010/06/29	50.00
19561	HK Bank - HSCEI European Warrants Jun 2010 B	200,000,000	2009/11/27	2010/06/29	50.00
19562	HK Bank - HSCEI European Warrants Jun 2010 C	200,000,000	2009/11/27	2010/06/29	50.00
19563	HK Bank - HSCEI European Warrants Jun 2010 D	200,000,000	2009/11/27	2010/06/29	50.00
19567	HK Bank - HSCEI European Put Warrants Jun 2010 E	200,000,000	2009/11/27	2010/06/29	50.00
19568	HK Bank - HSCEI European Put Warrants Jun 2010 F	200,000,000	2009/11/27	2010/06/29	50.00
19549	HK Bank - HSI European Warrants May 2010 A	260,000,000	2009/11/27	2010/05/28	65.00
19550	HK Bank - HSI European Warrants May 2010 B	260,000,000	2009/11/27	2010/05/28	65.00
19551	HK Bank - HSI European Warrants May 2010 C	260,000,000	2009/11/27	2010/05/28	65.00
19552	HK Bank - HSI European Warrants Jun 2010 A	260,000,000	2009/11/27	2010/06/29	65.00
19553	HK Bank - HSI European Warrants Jun 2010 B	260,000,000	2009/11/27	2010/06/29	65.00
19554	HK Bank - HSI European Warrants Jun 2010 C	260,000,000	2009/11/27	2010/06/29	65.00
19555	HK Bank - HSI European Put Warrants May 2010 D	260,000,000	2009/11/27	2010/05/28	65.00
19556	HK Bank - HSI European Put Warrants May 2010 E	260,000,000	2009/11/27	2010/05/28	65.00
19557	HK Bank - HSI European Put Warrants Jun 2010 D	260,000,000	2009/11/27	2010/06/29	65.00
19558	HK Bank - HSI European Put Warrants Jun 2010 E	260,000,000	2009/11/27	2010/06/29	65.00
19559	HK Bank - HSI European Put Warrants Jun 2010 F	260,000,000	2009/11/27	2010/06/29	65.00
19541	Macquarie Bank Ltd. - BOCL European Put Warrants Jun 2010	100,000,000	2009/11/27	2010/06/02	29.30
19539	Macquarie Bank Ltd. - China Overseas European Wts Jun 2010	200,000,000	2009/11/27	2010/06/02	50.60
19540	Macquarie Bank Ltd. - Geely Auto European Warrants Jun 2010A	150,000,000	2009/11/27	2010/06/21	98.70
19545	Merrill Lynch Int'l & Co. C.V. - CNOOC European Wts Jun 2010	100,000,000	2009/11/27	2010/06/07	15.00
19548	Merrill Lynch Int'l & Co. C.V. - CNOOC Euro Put Wts May 10 B	100,000,000	2009/11/27	2010/05/31	20.00
19544	Merrill Lynch Int'l & Co. C.V. - Sinopec Euro Wts Mar 2010 B	100,000,000	2009/11/27	2010/03/22	46.00

Main Board Warrants

Code	Derivative warrants	No. of issue (units)	Listing date	Expiry	Amount raised (HK\$ mil.)
19547	Merrill Lynch Int'l & Co. C.V. - Sinopec Eu Put Wts May 2010	100,000,000	2009/11/27	2010/05/03	47.00
19546	Merrill Lynch Int'l & Co. C.V. - PetroChina Eu Wt May 2010	100,000,000	2009/11/27	2010/05/31	76.00
18707#	ABN AMRO Bank N.V. - BYD European Warrants Apr 2010	200,000,000	2009/11/27	2010/04/30	15.80
03491#	Credit Suisse - HSBC European Warrants Feb 2010 A	400,000,000	2009/11/27	2010/02/02	14.00
17884#	SGA Societe Generale Acceptance N.V. - A50 Ch Eu Wt May 2010	200,000,000	2009/11/27	2010/05/05	13.80
19565	BOCI Asia Ltd. - BOCL European Warrants Jun 2010	150,000,000	2009/11/30	2010/06/30	52.50
19566	BOCI Asia Ltd. - CC Bank European Warrants Apr 2010 B	150,000,000	2009/11/30	2010/04/09	75.00
19569	BOCI Asia Ltd. - ICBC European Warrants Jun 2010	150,000,000	2009/11/30	2010/06/23	75.00
19574	Deutsche Bank AG - CC Bank European Warrants May 2010 C	200,000,000	2009/11/30	2010/05/31	192.00
19579	Deutsche Bank AG - PetroChina European Warrants Jul 2010	300,000,000	2009/11/30	2010/07/26	45.00
19570	CC Rabobank B.A. - HSI European Warrants Jun 2010 B	120,000,000	2009/11/30	2010/06/29	30.00
19571	CC Rabobank B.A. - HSI European Warrants Jun 2010 C	120,000,000	2009/11/30	2010/06/29	30.00
19575	CC Rabobank B.A. - HSI European Put Warrants Jun 2010 D	120,000,000	2009/11/30	2010/06/29	30.00
19576	CC Rabobank B.A. - HSI European Put Warrants Jun 2010 E	120,000,000	2009/11/30	2010/06/29	38.40
10927	SGA Societe Generale Acceptance N.V. - Gold Euro Wts Jun2010	500,000,000	2009/11/30	2010/06/21	125.00
10931	SGA Societe Generale Acceptance N.V. -Gold Eu Put Wts Jun10A	500,000,000	2009/11/30	2010/06/21	125.00
10932	SGA Societe Generale Acceptance N.V. -Gold Eu Put Wts Jun10B	500,000,000	2009/11/30	2010/06/21	125.00
10933	SGA Societe Generale Acceptance N.V. -Gold Eu Put Wts Jun10C	500,000,000	2009/11/30	2010/06/21	125.00
19572	SGA Societe Generale Acceptance N.V.-SPDR Gold T Eu Wt Jun10	50,000,000	2009/11/30	2010/06/28	30.00
19577	SGA Societe Generale Acceptance N.V. - SPDR Eu Put Wt Jun10A	50,000,000	2009/11/30	2010/06/28	26.50
19578	SGA Societe Generale Acceptance N.V. - SPDR Eu Put Wt Jun10B	50,000,000	2009/11/30	2010/06/28	35.50
19573	UBS AG - CC Bank European Warrants Mar 2010 C	100,000,000	2009/11/30	2010/03/22	25.00
18600#	CC Rabobank B.A. - CC Bank European Warrants Mar 2010 B	70,000,000	2009/11/30	2010/03/30	22.40
19581	ABN AMRO Bank N.V. - BYD European Warrants Jun 2010 B	400,000,000	2009/12/01	2010/06/22	60.00
19582	ABN AMRO Bank N.V. - CITIC Bank European Warrants Jun 2010	150,000,000	2009/12/01	2010/06/03	70.50
19585	Deutsche Bank AG - BYD European Warrants Jul 2010	150,000,000	2009/12/01	2010/07/26	37.50
19580	Deutsche Bank AG - China Mobile European Warrants Jun 2010 C	300,000,000	2009/12/01	2010/06/07	45.00
19583	Macquarie Bank Ltd. - Denway Motors European Wts Jul 2010	200,000,000	2009/12/01	2010/07/05	119.40
19584	UBS AG - China Mobile European Warrants Mar 2010 C	80,000,000	2009/12/01	2010/03/29	15.60
18281#	BNP Paribas Arbit Issu B.V. - CC Bank Euro Wts Mar 2010	100,000,000	2009/12/01	2010/03/02	12.10
19591	BOCI Asia Ltd. - Ch Comm Cons European Warrants Jun 2010	150,000,000	2009/12/02	2010/06/11	75.00
19592	BOCI Asia Ltd. - HKEx European Warrants Oct 2010	150,000,000	2009/12/02	2010/10/21	37.50
19610	BNP Paribas Arbit Issu B.V. - Ch Mobile Euro Wts Sep 2010	200,000,000	2009/12/02	2010/09/22	32.00
19617	BNP Paribas Arbit Issu B.V. - HSCEI European Wts Jun 2010	200,000,000	2009/12/02	2010/06/29	56.00
19621	BNP Paribas Arbit Issu B.V. - HSCEI Euro Put Wts Jun 2010	200,000,000	2009/12/02	2010/06/29	52.00
19619	Deutsche Bank AG - China Life European Warrants Apr 2010	300,000,000	2009/12/02	2010/04/08	45.00
19620	Deutsche Bank AG - Ping An European Warrants Dec 2010	200,000,000	2009/12/02	2010/12/28	30.00
19604	HK Bank - Country Garden European Warrants Jul 2010	80,000,000	2009/12/02	2010/07/28	34.40
19599	HK Bank -Chi Resources European Warrants Jul 2010	120,000,000	2009/12/02	2010/07/28	50.40
19602	HK Bank - CITIC Pacific European Warrants Aug 2010	120,000,000	2009/12/02	2010/08/27	30.00
19603	HK Bank - CNPC European Warrants Dec 2010	120,000,000	2009/12/02	2010/12/22	30.00
19598	HK Bank - Cathay Pacific European Warrants Nov 2010	120,000,000	2009/12/02	2010/11/25	30.00
19600	HK Bank - Chi Res Land European Warrants Aug 2010	120,000,000	2009/12/02	2010/08/27	32.40
19601	HK Bank - Chi Res Power European Warrants Oct 2010	120,000,000	2009/12/02	2010/10/08	30.00

Main Board Warrants

Code	Derivative warrants	No. of			Amount raised (HK\$ mil.)
		issue (units)	Listing date	Expiry	
19605	HK Bank - Denway Motors European Warrants Jul 2010	80,000,000	2009/12/02	2010/07/28	34.40
19606	HK Bank - Dongfeng Motor European Warrants Sep 2010	120,000,000	2009/12/02	2010/09/15	30.00
19607	HK Bank - Fushan Energy European Warrants Oct 2010	120,000,000	2009/12/02	2010/10/15	30.00
19608	HK Bank - Li & Fung European Warrants Aug 2010	120,000,000	2009/12/02	2010/08/27	55.20
19609	HK Bank - Renhe Comm European Warrants Aug 2010	80,000,000	2009/12/02	2010/08/27	20.00
19593	J P Morgan SP BV - China Agri European Warrants Sep 2010	100,000,000	2009/12/02	2010/09/29	25.00
19595	J P Morgan SP BV - HSBC European Warrants Feb 2011	388,000,000	2009/12/02	2011/02/23	59.75
19596	J P Morgan SP BV - JX Copper European Warrants Jun 2010 A	150,000,000	2009/12/02	2010/06/17	38.25
19597	J P Morgan SP BV - Link Reit European Warrants Aug 2010	100,000,000	2009/12/02	2010/08/30	25.20
19594	J P Morgan SP BV - China Mengniu European Warrants Jun 2010	80,000,000	2009/12/02	2010/06/02	20.00
19614	KBC Fin Products Int'l Ltd. - CNOOC Euro Put Wts Oct 2010	328,000,000	2009/12/02	2010/10/18	57.40
19612	KBC Fin Products Int'l Ltd. - Sinopec Euro Wts Jun 2010 A	318,000,000	2009/12/02	2010/06/15	98.58
19613	KBC Fin Products Int'l Ltd. - ICBC European Wts Jun 2010 B	200,000,000	2009/12/02	2010/06/02	148.00
19615	KBC Fin Products Int'l Ltd. - PetroChina Eur Put Wt Aug 2010	400,000,000	2009/12/02	2010/08/02	100.00
19616	KBC Fin Products Int'l Ltd. - PetroChina Eur Put Wt Oct 2010	358,000,000	2009/12/02	2010/10/25	58.71
19590	Macquarie Bank Ltd. - China Bluechem European Warrants Jun10	100,000,000	2009/12/02	2010/06/02	25.70
19586	SGA Societe Generale Acceptance N.V. - CITBK Euro Wt May10B	70,000,000	2009/12/02	2010/05/24	33.32
19587	SGA Societe Generale Acceptance N.V. - CNOOC Eu Wt Aug 2010B	200,000,000	2009/12/02	2010/08/23	31.60
19588	SGA Societe Generale Acceptance N.V. - CNOOC Eu Wt Oct 2010	200,000,000	2009/12/02	2010/10/18	30.00
19589	SGA Societe Generale Acceptance N.V. - PICC P&C Eu Wt Dec10B	200,000,000	2009/12/02	2010/12/22	30.00
19611	UBS AG - BYD European Warrants May 2010 B	200,000,000	2009/12/02	2010/05/17	30.00
19618	UBS AG - China Life European Warrants Mar 2010 B	200,000,000	2009/12/02	2010/03/22	30.00
18228#	Macquarie Bank Ltd. - HSI European Warrants Feb 2010 E	500,000,000	2009/12/02	2010/02/25	62.50
17007#	Deutsche Bank AG - HSBC European Put Warrants Mar 2010	400,000,000	2009/12/02	2010/03/01	11.60
19644	ABN AMRO Bank N.V. - Minsheng Bank European Warrants Jun2010	500,000,000	2009/12/03	2010/06/30	125.00
19645	ABN AMRO Bank N.V. - Minsheng Bank European Warrants Oct2010	500,000,000	2009/12/03	2010/10/29	125.00
19646	ABN AMRO Bank N.V. - Minsheng Bank European Warrants Dec2010	500,000,000	2009/12/03	2010/12/31	125.00
19647	ABN AMRO Bank N.V. - ICBC European Warrants Apr 2010 C	200,000,000	2009/12/03	2010/04/26	112.60
19659	BNP Paribas Arbit Issu B.V. - Minsheng Bank Euro Wts Jun10	100,000,000	2009/12/03	2010/06/03	124.00
19660	BNP Paribas Arbit Issu B.V. - Minsheng Bank Euro Wts Dec10	100,000,000	2009/12/03	2010/12/30	25.00
19661	BNP Paribas Arbit Issu B.V. - Minsheng Bank Euro Wts Mar11	100,000,000	2009/12/03	2011/03/30	25.00
19643	Credit Suisse AG - Minsheng Bank European Warrants Jul 2010	200,000,000	2009/12/03	2010/07/26	50.00
19641	Credit Suisse AG - Minsheng Bank European Warrants Jun 2010A	200,000,000	2009/12/03	2010/06/14	50.00
19642	Credit Suisse AG - Minsheng Bank European Warrants Jun 2010B	200,000,000	2009/12/03	2010/06/21	50.00
19640	Credit Suisse AG - HKEx European Warrants Jul 2010	200,000,000	2009/12/03	2010/07/26	50.00
19657	Deutsche Bank AG - Minsheng Bank European Warrants Jun 2010A	150,000,000	2009/12/03	2010/06/07	169.50
19656	Deutsche Bank AG - Minsheng Bank European Warrants Sep 2010	200,000,000	2009/12/03	2010/09/27	50.00
19658	Deutsche Bank AG - PICC P&C European Warrants Dec 2010	150,000,000	2009/12/03	2010/12/28	25.50
19636	HK Bank - Minsheng Bank European Warrants Jun 2010	80,000,000	2009/12/03	2010/06/29	20.00
19637	HK Bank - Minsheng Bank European Warrants Sep 2010	80,000,000	2009/12/03	2010/09/29	20.00
19624	J P Morgan SP BV - Minsheng Bank European Warrants Jun 2010A	300,000,000	2009/12/03	2010/06/03	75.60
19625	J P Morgan SP BV - Minsheng Bank European Warrants Jul 2010	300,000,000	2009/12/03	2010/07/29	76.80
19626	J P Morgan SP BV - Minsheng Bank European Warrants Aug 2010	300,000,000	2009/12/03	2010/08/30	75.00
19627	J P Morgan SP BV - Minsheng Bank European Warrants Oct 2010	300,000,000	2009/12/03	2010/10/28	76.50

Main Board Warrants

Code	Derivative warrants	No. of			Amount raised (HK\$ mil.)
		issue (units)	Listing date	Expiry	
19633	KBC Fin Products Int'l Ltd. - Ch Mobile Eu Put Wt Dec 2010	400,000,000	2009/12/03	2010/12/22	60.00
19632	KBC Fin Products Int'l Ltd. - CC Bank Euro Wts May 2010	208,000,000	2009/12/03	2010/05/03	91.10
19628	KBC Fin Products Int'l Ltd. - China Life Euro Wts Jun 2010 A	338,000,000	2009/12/03	2010/06/03	145.34
19629	KBC Fin Products Int'l Ltd. - China Life Euro Wts Jun 2010 B	400,000,000	2009/12/03	2010/06/03	140.00
19630	KBC Fin Products Int'l Ltd. - China Life Euro Wts Jun 2010 C	400,000,000	2009/12/03	2010/06/18	100.00
19631	KBC Fin Products Int'l Ltd. - China Life Euro Wts Jul 2010 A	400,000,000	2009/12/03	2010/07/08	100.00
19634	KBC Fin Products Int'l Ltd. - China Life Eur Put Wt Jun 10 D	180,000,000	2009/12/03	2010/06/10	95.40
19635	KBC Fin Products Int'l Ltd. - China Life Eur Put Wt Jun 10 E	168,000,000	2009/12/03	2010/06/18	146.16
19652	KBC Fin Products Int'l Ltd. - Minsheng Bank Euro Wts Jul10	288,000,000	2009/12/03	2010/07/22	72.00
19653	KBC Fin Products Int'l Ltd. - Minsheng Bank Euro Wts Oct10	288,000,000	2009/12/03	2010/10/04	77.76
19654	KBC Fin Products Int'l Ltd. - Minsheng Bank Euro Wts Nov10	288,000,000	2009/12/03	2010/11/04	77.76
19655	KBC Fin Products Int'l Ltd. - Minsheng Bank Euro Wts Dec10	288,000,000	2009/12/03	2010/12/15	77.76
19648	KBC Fin Products Int'l Ltd. - Minsheng Bank Euro Wts Jun10A	248,000,000	2009/12/03	2010/06/15	76.88
19649	KBC Fin Products Int'l Ltd. - Minsheng Bank Euro Wts Jun10B	288,000,000	2009/12/03	2010/06/04	80.35
19650	KBC Fin Products Int'l Ltd. - Minsheng Bank Euro Wts Jun10C	288,000,000	2009/12/03	2010/06/04	74.88
19651	KBC Fin Products Int'l Ltd. - Minsheng Bank Euro Wts Jun10D	288,000,000	2009/12/03	2010/06/15	72.00
19622	SGA Societe Generale Acceptance NV-Minsheng Bank Eu Wt Sep10	300,000,000	2009/12/03	2010/09/13	75.00
19623	SGA Societe Generale Acceptance NV-Minsheng Bank Eu Wt Nov10	300,000,000	2009/12/03	2010/11/08	75.00
19638	SGA Societe Generale Acceptance NV-Minsheng Bk Eu Wt Jun10A	300,000,000	2009/12/03	2010/06/07	75.00
19639	SGA Societe Generale Acceptance NV-Minsheng Bk Eu Wt Jun10B	300,000,000	2009/12/03	2010/06/28	75.00
19695	BNP Paribas Arbit Issu B.V. - BankComm European Warrants May10	200,000,000	2009/12/04	2010/05/10	30.00
19689	BNP Paribas Arbit Issu B.V. - BYD European Warrants Dec 2010	150,000,000	2009/12/04	2010/12/30	37.50
19693	BNP Paribas Arbit Issu B.V. - China Tel Euro Wts Jul 2010	100,000,000	2009/12/04	2010/07/29	60.00
19690	BNP Paribas Arbit Issu B.V. - Cheung Kong European Wts Feb11	150,000,000	2009/12/04	2011/02/28	37.50
19691	BNP Paribas Arbit Issu B.V. - China Life Euro Wts Jul 2010 B	200,000,000	2009/12/04	2010/07/29	80.00
19692	BNP Paribas Arbit Issu B.V. - Sinopec Corp Euro Wts Jun 2010	200,000,000	2009/12/04	2010/06/29	102.00
19687	BNP Paribas Arbit Issu B.V. - HSI European Wts Jun 2010 B	300,000,000	2009/12/04	2010/06/29	111.00
19688	BNP Paribas Arbit Issu B.V. - HSI European Wts Jun 2010 C	300,000,000	2009/12/04	2010/06/29	75.00
19694	BNP Paribas Arbit Issu B.V. - Hutchison European Wts Jun 10B	100,000,000	2009/12/04	2010/06/29	41.00
19686	Deutsche Bank AG - Minsheng Bank European Warrants Jun 2010B	200,000,000	2009/12/04	2010/06/07	50.00
19666	Deutsche Bank AG - HSI European Warrants Jun 2010 A	300,000,000	2009/12/04	2010/06/29	81.00
19667	Deutsche Bank AG - HSI European Warrants Jun 2010 B	300,000,000	2009/12/04	2010/06/29	75.00
19671	Deutsche Bank AG - HSI European Put Warrants Jun 2010 C	300,000,000	2009/12/04	2010/06/29	75.00
19672	Deutsche Bank AG - HSI European Put Warrants Jun 2010 D	300,000,000	2009/12/04	2010/06/29	84.00
19679	J P Morgan SP BV - BEA European Warrants Jun 2010	88,000,000	2009/12/04	2010/06/29	23.14
19675	J P Morgan SP BV - Belle Int'l European Warrants Dec 2010	138,000,000	2009/12/04	2010/12/30	35.19
19676	J P Morgan SP BV - C Transmission European Warrants Jun 2010	100,000,000	2009/12/04	2010/06/29	25.10
19663	J P Morgan SP BV - Minsheng Bank European Warrants Jun 2010B	200,000,000	2009/12/04	2010/06/04	51.00
19662	J P Morgan SP BV - Cathay Pacific European Warrants Jul 2010	100,000,000	2009/12/04	2010/07/29	25.10
19677	J P Morgan SP BV - Ch Railway Cons European Warrants Aug 10A	180,000,000	2009/12/04	2010/08/04	27.18
19678	J P Morgan SP BV - Shimao Property European Wts Jun 2010	138,000,000	2009/12/04	2010/06/29	35.19
19664	J P Morgan SP BV - Zhaojin Mining European Warrants Jun 2010	100,000,000	2009/12/04	2010/06/04	25.00
19684	KBC Fin Products Int'l Ltd. - HSI Euro Put Wts May 2010 H	400,000,000	2009/12/04	2010/05/28	63.60
19680	KBC Fin Products Int'l Ltd. - HSI Euro Put Wts Jun 2010 D	400,000,000	2009/12/04	2010/06/29	100.00

Main Board Warrants

Code	Derivative warrants	No. of issue (units)	Listing date	Expiry	Amount raised (HK\$ mil.)
19681	KBC Fin Products Int'l Ltd. - HSI Euro Put Wts Jun 2010 E	400,000,000	2009/12/04	2010/06/29	100.00
19682	KBC Fin Products Int'l Ltd. - HSI Euro Put Wts Jun 2010 F	400,000,000	2009/12/04	2010/06/29	100.00
19683	KBC Fin Products Int'l Ltd. - HSI Euro Put Wts Jun 2010 G	400,000,000	2009/12/04	2010/06/29	100.00
19685	KBC Fin Products Int'l Ltd. - HSI Euro Put Wts Jun 2010 H	378,000,000	2009/12/04	2010/06/29	98.28
19668	SGA Societe Generale Acceptance N.V. - BOCL Eu Wt Jun 2010	100,000,000	2009/12/04	2010/06/28	44.00
19669	SGA Societe Generale Acceptance N.V. - BOCL Eu Wt Aug 2010	100,000,000	2009/12/04	2010/08/30	47.00
19670	SGA Societe Generale Acceptance N.V. - Ch Mob Eu Wt Jun 10B	60,000,000	2009/12/04	2010/06/30	28.80
19673	SGA Societe Generale Acceptance N.V. - CP&CC Eur Wt Jun 10B	60,000,000	2009/12/04	2010/06/30	30.00
19674	SGA Societe Generale Acceptance N.V. - Ping An Eu Wt Jul 10	60,000,000	2009/12/04	2010/07/05	40.80
19665	UBS AG - Cheung Kong European Warrants Oct 2010 B	200,000,000	2009/12/04	2010/10/18	30.00
17224#	Macquarie Bank Ltd. - China Mobile European Wts Apr 2010 B	400,000,000	2009/12/04	2010/04/29	13.60
19707	ABN AMRO Bank N.V. - Cheung Kong European Warrants Dec 2010	300,000,000	2009/12/07	2010/12/14	45.00
10928	ABN AMRO Bank N.V. - Gold European Warrants Jun 2010	150,000,000	2009/12/07	2010/06/29	37.50
10935	ABN AMRO Bank N.V. - Gold European Put Warrants Jun 2010	150,000,000	2009/12/07	2010/06/28	37.50
19701	BOCI Asia Ltd. - China Mobile European Warrants Mar 2010	150,000,000	2009/12/07	2010/03/30	37.50
19700	BOCI Asia Ltd. - China Mobile European Warrants Jun 2010	150,000,000	2009/12/07	2010/06/10	75.00
19698	BNP Paribas Arbit Issu B.V. - HSBC European Wts Oct 2010	200,000,000	2009/12/07	2010/10/25	30.00
19713	BNP Paribas Arbit Issu B.V. - HSI Euro Put Wts Jun 2010	300,000,000	2009/12/07	2010/06/29	81.00
19708	BNP Paribas Arbit Issu B.V. - HSI European Wts Mar 2010 I	300,000,000	2009/12/07	2010/03/30	45.00
19709	BNP Paribas Arbit Issu B.V. - HSI European Wts Jun 2010 D	300,000,000	2009/12/07	2010/06/29	75.00
19712	BNP Paribas Arbit Issu B.V. - HSI Euro Put Wts Mar 2010 J	300,000,000	2009/12/07	2010/03/30	48.00
19702	HK Bank - HSCEI European Put Warrants Mar 2010 I	160,000,000	2009/12/07	2010/03/30	24.00
19703	HK Bank - HSI European Put Warrants Apr 2010	160,000,000	2009/12/07	2010/04/29	24.00
19705	KBC Fin Products Int'l Ltd. - CC Bank Euro Put Wts Apr 2011	400,000,000	2009/12/07	2011/04/01	100.00
19706	KBC Fin Products Int'l Ltd. - A50 Ch European Put Wts Aug10A	238,000,000	2009/12/07	2010/08/02	97.58
19704	KBC Fin Products Int'l Ltd. - ICBC European Wts Jun 2010 C	238,000,000	2009/12/07	2010/06/07	99.96
19697	Macquarie Bank Ltd. - BOCL European Warrants May 2010	150,000,000	2009/12/07	2010/05/04	24.00
19699	SGA Societe Generale Acceptance N.V. - HWL Eur Wt Jun 2010 B	100,000,000	2009/12/07	2010/06/28	54.00
18721#	Deutsche Bank AG - China Mobile European Warrants Aug 2010	400,000,000	2009/12/07	2010/08/09	27.20
17148#	Deutsche Bank AG - China Mobile European Warrants Apr 2010 B	400,000,000	2009/12/07	2010/04/28	16.40
17712#	Macquarie Bank Ltd. - A50 China European Warrants Mar 2010 B	500,000,000	2009/12/07	2010/03/09	25.00
19717	Deutsche Bank AG - China Mobile European Warrants Mar 2010 C	300,000,000	2009/12/08	2010/03/29	55.80
19710	UBS AG - CHALCO European Warrants Sep 2010	200,000,000	2009/12/08	2010/09/06	30.00
19711	UBS AG - Bank of EA European Warrants May 2010	200,000,000	2009/12/08	2010/05/31	30.00
19714	UBS AG - BOC HK European Warrants May 2010	200,000,000	2009/12/08	2010/05/31	30.00
19715	UBS AG - ICBC European Warrants May 2010	200,000,000	2009/12/08	2010/05/03	32.00
19716	UBS AG - PICC European Warrants Dec 2010	200,000,000	2009/12/08	2010/12/28	30.00
19737	Deutsche Bank AG - CC Bank European Warrants Dec 2011	200,000,000	2009/12/09	2011/12/05	40.00
19740	Deutsche Bank AG - CNOOC European Warrants Jul 2010	200,000,000	2009/12/09	2010/07/12	50.00
19741	Deutsche Bank AG - CNOOC European Put Warrants Jun 2010	200,000,000	2009/12/09	2010/06/28	32.00
19738	Deutsche Bank AG - Sinopec Corp European Warrants Apr 2010 A	150,000,000	2009/12/09	2010/04/14	124.50
19739	Deutsche Bank AG - Sinopec Corp European Warrants Jun 2010	150,000,000	2009/12/09	2010/06/22	55.50
19742	Deutsche Bank AG - ICBC European Warrants Jul 2010	150,000,000	2009/12/09	2010/07/12	94.50
19743	Deutsche Bank AG - ICBC European Warrants Dec 2010	200,000,000	2009/12/09	2010/12/13	30.00

Main Board Warrants

Code	Derivative warrants	No. of issue (units)	Listing date	Expiry	Amount raised (HK\$ mil.)
19732	J P Morgan SP BV - China Comservice European Warrants Nov 11	200,000,000	2009/12/09	2011/11/28	50.00
19735	J P Morgan SP BV - CITIC Bank European Warrants Nov 2011	200,000,000	2009/12/09	2011/11/28	50.00
19733	J P Morgan SP BV - Chi Res Power European Warrants Jun 2010	100,000,000	2009/12/09	2010/06/29	25.20
19734	J P Morgan SP BV - Li & Fung European Warrants Jun 2010	100,000,000	2009/12/09	2010/06/17	27.40
19744	KBC Fin Products Int'l Ltd. - Zijin Mining European Wt Aug10	200,000,000	2009/12/09	2010/08/03	30.00
19723	CC Rabobank B.A. -BOCL European Put Warrants Jun 2010	120,000,000	2009/12/09	2010/06/21	55.20
19718	CC Rabobank B.A. - BYD European Warrants Aug 2010	280,000,000	2009/12/09	2010/08/30	70.00
19725	CC Rabobank B.A. - CC Bank European Put Warrants Jun 2010	80,000,000	2009/12/09	2010/06/21	36.00
19726	CC Rabobank B.A. - China Life European Put Warrants Jun 2010	120,000,000	2009/12/09	2010/06/29	42.00
19719	CC Rabobank B.A. - HSBC European Warrants Jun 2010 B	80,000,000	2009/12/09	2010/06/29	34.40
19724	CC Rabobank B.A. - HSBC European Put Warrants Jun 2010 D	80,000,000	2009/12/09	2010/06/29	44.80
19720	CC Rabobank B.A. - Hutchison European Warrants Jun 2010	80,000,000	2009/12/09	2010/06/29	30.80
19727	CC Rabobank B.A. - ICBC European Put Warrants Jun 2010	80,000,000	2009/12/09	2010/06/29	46.40
19722	CC Rabobank B.A. - Sino Ocean Land European Warrants Jun 10	200,000,000	2009/12/09	2010/06/24	50.00
19721	CC Rabobank B.A. - Yurun Food European Warrants Jun 2010	150,000,000	2009/12/09	2010/06/14	48.00
19730	SGA Societe Generale Acceptance N.V. - CTel Eu Wt Sep 2010	60,000,000	2009/12/09	2010/09/01	22.80
19731	SGA Societe Generale Acceptance N.V. - CTel Eu Wt Dec 2010	60,000,000	2009/12/09	2010/12/01	36.00
19728	SGA Societe Generale Acceptance N.V. - CMB Euro Wts Mar 2010	70,000,000	2009/12/09	2010/03/29	11.55
19729	SGA Societe Generale Acceptance N.V. - CMB Euro Wts Aug 2010	60,000,000	2009/12/09	2010/08/30	15.00
19736	UBS AG - BYD European Warrants Jun 2010 B	200,000,000	2009/12/09	2010/06/28	30.00
19755	BOCI Asia Ltd. - China Tel European Warrants Jul 2010	100,000,000	2009/12/10	2010/07/29	50.00
19756	BOCI Asia Ltd. - CNOOC European Warrants Dec 2010	100,000,000	2009/12/10	2010/12/15	25.00
19758	BOCI Asia Ltd. - WISE CSI European Warrants Dec 2010	100,000,000	2009/12/10	2010/12/15	50.00
19757	BOCI Asia Ltd. - Foxconn European Warrants Dec 2010	100,000,000	2009/12/10	2010/12/15	25.00
19764	Deutsche Bank AG - BOCL European Warrants Jun 2010 A	150,000,000	2009/12/10	2010/06/14	82.50
19765	Deutsche Bank AG - BOCL European Warrants Jun 2010 B	150,000,000	2009/12/10	2010/06/14	43.50
19761	Deutsche Bank AG - China Life European Warrants May 2010 C	200,000,000	2009/12/10	2010/05/03	120.00
19762	Deutsche Bank AG - China Life European Warrants May 2010 D	200,000,000	2009/12/10	2010/05/17	70.00
19763	Deutsche Bank AG - China Life European Warrants Jun 2010	200,000,000	2009/12/10	2010/06/14	54.00
19766	Deutsche Bank AG - China Life European Put Wts Jun 2010	200,000,000	2009/12/10	2010/06/14	78.00
19767	Deutsche Bank AG - A50 China European Warrants May 2010	200,000,000	2009/12/10	2010/05/24	32.00
19768	Deutsche Bank AG - A50 China European Warrants Sep 2010	200,000,000	2009/12/10	2010/09/20	30.00
10929	Deutsche Bank AG - Nikkei 225 Index European Wts Jun 2010 C	100,000,000	2009/12/10	2010/06/11	26.00
10934	Deutsche Bank AG - Nikkei 225 Index Euro Put Wts Jun 2010 D	100,000,000	2009/12/10	2010/06/11	25.00
19760	Goldman Sachs SP (Asia) - CC Bank European Wts Jun 2010	200,000,000	2009/12/10	2010/06/29	80.00
19747	J P Morgan SP BV - Hutchison European Warrants Jul 2010	100,000,000	2009/12/10	2010/07/26	35.00
19745	Macquarie Bank Ltd. - Geely Auto European Warrants Jun 2010B	88,000,000	2009/12/10	2010/06/29	46.64
19746	Macquarie Bank Ltd. - Renhe Comm European Warrants Jul 2010	88,000,000	2009/12/10	2010/07/29	22.00
19749	Merrill Lynch Int'l & Co. C.V. -HSI European Warrants Apr10A	300,000,000	2009/12/10	2010/04/29	45.60
19750	Merrill Lynch Int'l & Co. C.V. -HSI European Warrants May10C	300,000,000	2009/12/10	2010/05/28	46.80
19753	Merrill Lynch Int'l & Co. C.V. -HSI European Put Wts Apr 10C	300,000,000	2009/12/10	2010/04/29	46.20
19748	Merrill Lynch Int'l & Co. C.V. -HSI European Warrants Mar10B	300,000,000	2009/12/10	2010/03/30	46.20
19751	Merrill Lynch Int'l & Co. C.V. -HSI European Put Wts Mar 10C	300,000,000	2009/12/10	2010/03/30	48.60
19752	Merrill Lynch Int'l & Co. C.V. -HSI European Put Wts Mar 10D	300,000,000	2009/12/10	2010/03/30	45.00

Main Board Warrants

Code	Derivative warrants	No. of issue (units)	Listing date	Expiry	Amount raised (HK\$ mil.)
19754	Merrill Lynch Int'l & Co. C.V. -HSI European Put Wts May 10B	300,000,000	2009/12/10	2010/05/28	54.60
19759	UBS AG - China Life European Put Warrants Jun 2010	200,000,000	2009/12/10	2010/06/14	50.00
18840#	Deutsche Bank AG - Ch Comm Cons European Warrants Jun 2010	250,000,000	2009/12/10	2010/06/21	12.25
17891#	Deutsche Bank AG - China Life European Warrants Mar 2010 B	400,000,000	2009/12/10	2010/03/15	85.20
17261#	Deutsche Bank AG - CNOOC European Warrants Apr 2010 A	400,000,000	2009/12/10	2010/04/26	50.80
17708#	Deutsche Bank AG - A50 China European Warrants Feb 2010	400,000,000	2009/12/10	2010/02/08	18.80
05061#	CC Rabobank B.A. - HSBC European Warrants Sep 2010 A	280,000,000	2009/12/10	2010/09/08	10.64
18366#	SGA Societe Generale Acceptance N.V. - Ch Mob Eu Wt Apr 10C	500,000,000	2009/12/10	2010/04/12	36.00
19795	Citigroup Global Mkt H Inc. - Minsheng Bank Euro Wts Jun10	267,000,000	2009/12/11	2010/06/21	40.05
19796	Citigroup Global Mkt H Inc. - Minsheng Bank Euro Wts Oct10	267,000,000	2009/12/11	2010/10/29	40.05
19789	Deutsche Bank AG - China Telecom European Wts May 2010	150,000,000	2009/12/11	2010/05/10	48.00
19787	Deutsche Bank AG - Cheung Kong European Put Wts Sep 2010	200,000,000	2009/12/11	2010/09/06	30.00
19788	Deutsche Bank AG - Minsheng Bank European Warrants Jun 2010C	200,000,000	2009/12/11	2010/06/14	50.00
10930	Deutsche Bank AG - Gold European Warrants Jul 2010	50,000,000	2009/12/11	2010/07/13	12.50
10936	Deutsche Bank AG - Gold European Put Warrants Jul 2010	50,000,000	2009/12/11	2010/07/13	12.50
19791	Deutsche Bank AG - HKEx European Warrants Aug 2010	200,000,000	2009/12/11	2010/08/02	30.00
19792	Deutsche Bank AG - HKEx European Put Warrants Jul 2010	200,000,000	2009/12/11	2010/07/19	38.00
19790	Deutsche Bank AG - HKEx European Warrants May 2010 C	200,000,000	2009/12/11	2010/05/10	30.00
19793	Deutsche Bank AG - Jiangxi Copper European Warrants Jun 2010	100,000,000	2009/12/11	2010/06/14	25.00
19794	Deutsche Bank AG - Tencent Holdings European Warrants Jun10B	150,000,000	2009/12/11	2010/06/14	39.00
19776	HK Bank - Alibaba European Warrants Mar 2010	120,000,000	2009/12/11	2010/03/19	18.00
19777	HK Bank - CM Bank European Warrants Sep 2010	160,000,000	2009/12/11	2010/09/22	40.00
19778	HK Bank - CM Bank European Warrants Dec 2010	160,000,000	2009/12/11	2010/12/21	40.00
19779	HK Bank - CNBM European Warrants Jul 2010	120,000,000	2009/12/11	2010/07/27	30.00
19780	HK Bank - COSCO Pacific European Warrants Oct 2010	120,000,000	2009/12/11	2010/10/26	30.00
19781	HK Bank - Esprit European Warrants Dec 2010	180,000,000	2009/12/11	2010/12/13	86.40
19782	HK Bank - Geely Auto European Warrants Jun 2010 B	80,000,000	2009/12/11	2010/06/25	44.80
19783	HK Bank - Huaneng Power European Warrants Aug 2010	120,000,000	2009/12/11	2010/08/17	30.00
19784	HK Bank - Huaneng Power European Warrants Oct 2010	120,000,000	2009/12/11	2010/10/21	30.00
19785	HK Bank - PICC European Warrants Dec 2010 B	160,000,000	2009/12/11	2010/12/15	40.00
19786	HK Bank - SHK Ppt European Warrants Dec 2010	150,000,000	2009/12/11	2010/12/15	37.50
19769	J P Morgan SP BV - CNPC European Warrants Sep 2010	200,000,000	2009/12/11	2010/09/29	50.00
19774	SGA Societe Generale Acceptance N.V. - Ch Mob Eu Wt Sep 2010	60,000,000	2009/12/11	2010/09/01	27.00
19770	SGA Societe Generale Acceptance N.V. - CCB Eur Wt May 2010	80,000,000	2009/12/11	2010/05/24	48.80
19771	SGA Societe Generale Acceptance N.V. - CMB Euro Wts Jun 2010	60,000,000	2009/12/11	2010/06/21	15.00
19772	SGA Societe Generale Acceptance N.V. - CMB Euro Wts Nov 2010	60,000,000	2009/12/11	2010/11/01	15.00
19773	SGA Societe Generale Acceptance N.V. - Ch Mob Eu Wt Jun 10C	60,000,000	2009/12/11	2010/06/14	35.40
19775	SGA Societe Generale Acceptance N.V. - HKEx Eu Wt Jun 2010 C	200,000,000	2009/12/11	2010/06/21	30.00
19637#	HK Bank - Minsheng Bank European Warrants Sep 2010	140,000,000	2009/12/11	2010/09/29	10.50
19814	ABN AMRO Bank N.V. - China Life European Warrants May 2010 B	300,000,000	2009/12/14	2010/05/24	66.60
19816	ABN AMRO Bank N.V. - China Life European Put Wts Jun 2010	200,000,000	2009/12/14	2010/06/30	53.60
19815	ABN AMRO Bank N.V. - Sinopec Corp European Warrants Jun 2010	200,000,000	2009/12/14	2010/06/22	95.60
19817	BNP Paribas Arbit Issu B.V. - CC Bank Euro Wts Apr 2010	200,000,000	2009/12/14	2010/04/23	94.00
19818	BNP Paribas Arbit Issu B.V. - ICBC European Wts Apr 2010 B	200,000,000	2009/12/14	2010/04/26	98.00

Main Board Warrants

Code	Derivative warrants	No. of issue (units)	Listing date	Expiry	Amount raised (HK\$ mil.)
19800	Citigroup Global Mkt H Inc. -Alibaba European Warrants Jun10	160,000,000	2009/12/14	2010/06/14	40.00
19802	Citigroup Global Mkt H Inc. - China Mobile Eur Wt Dec 2010	100,000,000	2009/12/14	2010/12/14	40.00
19803	Citigroup Global Mkt H Inc. - CITIC Pacific Eu Wt Dec 2010	160,000,000	2009/12/14	2010/12/14	40.00
19801	Citigroup Global Mkt H Inc. - Cheung Kong Euro Wts Dec 2010B	160,000,000	2009/12/14	2010/12/14	40.00
19804	Citigroup Global Mkt H Inc. - CNPC European Warrants Feb 11	160,000,000	2009/12/14	2011/02/14	40.00
19799	Citigroup Global Mkt H Inc. - A50 China Euro Wts Dec 2010	160,000,000	2009/12/14	2010/12/14	40.00
19806	Citigroup Global Mkt H Inc. - R&F Ppt European Wts Dec 2010	160,000,000	2009/12/14	2010/12/14	40.00
19805	Citigroup Global Mkt H Inc. - Geely Auto Euro Wts Aug10	40,000,000	2009/12/14	2010/08/16	40.00
19808	Citigroup Global Mkt H Inc.-Henderson Land Dev Eur Wts Jun10	50,000,000	2009/12/14	2010/06/14	40.00
19807	Citigroup Global Mkt H Inc. - HS Bank European Wts Dec 2010B	160,000,000	2009/12/14	2010/12/14	40.00
19819	Deutsche Bank AG - BankComm European Put Warrants Dec10	150,000,000	2009/12/14	2010/12/28	25.50
19820	Deutsche Bank AG - CC Bank European Put Warrants Nov 2010	150,000,000	2009/12/14	2010/11/01	22.50
19821	Deutsche Bank AG - CM Bank European Put Warrants Jun 2010	150,000,000	2009/12/14	2010/06/01	22.50
19809	CC Rabobank B.A. - A50 China European Warrants Oct 2010 B	150,000,000	2009/12/14	2010/10/28	37.50
19811	CC Rabobank B.A. - A50 China European Warrants Nov 2010 B	150,000,000	2009/12/14	2010/11/22	22.50
19810	CC Rabobank B.A. - A50 China European Warrants Dec 2010	150,000,000	2009/12/14	2010/12/30	37.50
19812	CC Rabobank B.A. - A50 China European Put Warrants May 2010	150,000,000	2009/12/14	2010/05/03	22.50
19813	CC Rabobank B.A. - A50 China European Put Warrants Aug 2010	150,000,000	2009/12/14	2010/08/30	43.50
19797	SGA Societe Generale Acceptance N.V. - CLife Eu Wt Sep 2010	200,000,000	2009/12/14	2010/09/20	96.00
19798	SGA Societe Generale Acceptance N.V. - HSBC Eu Wt Sep 2010 B	80,000,000	2009/12/14	2010/09/06	60.00
18088#	Macquarie Bank Ltd. - Jiangxi Copper European Wts Feb 2010 B	300,000,000	2009/12/14	2010/02/25	40.50
13007#	Macquarie Bank Ltd. - Lenovo European Warrants Mar 2010	250,000,000	2009/12/14	2010/03/30	10.00
19827	Credit Suisse AG - China Mobile European Warrants Jun 2010	200,000,000	2009/12/15	2010/06/07	30.00
10937	Deutsche Bank AG - USD/YEN European Warrants Jul 2010	50,000,000	2009/12/15	2010/07/12	16.50
10941	Deutsche Bank AG - USD/YEN European Put Warrants Jul 2010	50,000,000	2009/12/15	2010/07/12	16.00
19824	J P Morgan SP BV - CNBM European Warrants Jun 2010 A	100,000,000	2009/12/15	2010/06/15	27.00
19825	J P Morgan SP BV - CNBM European Warrants Jun 2010 B	100,000,000	2009/12/15	2010/06/15	25.00
19826	J P Morgan SP BV - Zijin Mining European Warrants May 2010 B	200,000,000	2009/12/15	2010/05/17	30.00
19828	Macquarie Bank Ltd. - Agile Ppt European Warrants Jul 2010	150,000,000	2009/12/15	2010/07/29	37.65
19829	Macquarie Bank Ltd. - Dongfeng Motor European Wts Jul 2010	150,000,000	2009/12/15	2010/07/29	37.50
19822	Macquarie Bank Ltd. - Foxconn European Warrants Nov 2010	150,000,000	2009/12/15	2010/11/02	37.50
19823	Macquarie Bank Ltd. - SHK Ppt European Put Warrants Aug 2010	200,000,000	2009/12/15	2010/08/30	30.20
18720#	Deutsche Bank AG - China Life European Warrants Mar 2010 D	400,000,000	2009/12/15	2010/03/01	102.00
18415#	ABN AMRO Bank N.V. - China Mobile European Wts Aug 2010	250,000,000	2009/12/15	2010/08/03	13.25
19128#	ABN AMRO Bank N.V. - China Mobile European Wts Apr 2010 A	400,000,000	2009/12/15	2010/04/13	21.20
14831#	Merrill Lynch Int'l & Co. C.V. - Ch Mobile Eur Wt Aug 2010 A	600,000,000	2009/12/15	2010/08/09	36.00
18581#	Merrill Lynch Int'l & Co. C.V. - HSBC Euro Wts Nov 2010	400,000,000	2009/12/15	2010/11/29	37.20
17360#	Merrill Lynch Int'l & Co. C.V. - Hutchison Euro Wts Jul 2011	500,000,000	2009/12/15	2011/07/18	31.00
19841	Deutsche Bank AG - HSI European Warrants Apr 2010 F	300,000,000	2009/12/16	2010/04/29	61.50
19842	Deutsche Bank AG - HSI European Warrants Apr 2010 G	300,000,000	2009/12/16	2010/04/29	54.00
19843	Deutsche Bank AG - HSI European Warrants Jun 2010 E	300,000,000	2009/12/16	2010/06/29	84.00
19846	Deutsche Bank AG - HSI European Put Warrants Apr 2010 H	300,000,000	2009/12/16	2010/04/29	45.00
19847	Deutsche Bank AG - HSI European Put Warrants Apr 2010 I	300,000,000	2009/12/16	2010/04/29	59.40
10938	Deutsche Bank AG - NZD/USD European Warrants Jul 2010	50,000,000	2009/12/16	2010/07/12	12.50

Main Board Warrants

Code	Derivative warrants	No. of			Amount raised (HK\$ mil.)
		issue (units)	Listing date	Expiry	
10942	Deutsche Bank AG - NZD/USD European Put Warrants Jul 2010	50,000,000	2009/12/16	2010/07/12	12.50
19835	J P Morgan SP BV - Agile Ppt European Warrants Jun 2010 A	150,000,000	2009/12/16	2010/06/17	37.50
19836	J P Morgan SP BV - CITIC Bank European Warrants Jun 2010	68,000,000	2009/12/16	2010/06/17	26.59
19837	J P Morgan SP BV - Dongfeng Motor European Warrants Jun 2010	200,000,000	2009/12/16	2010/06/17	50.00
19831	J P Morgan SP BV - A50 China European Warrants Jun 2010 A	200,000,000	2009/12/16	2010/06/29	50.00
19832	J P Morgan SP BV - A50 China European Warrants Aug 2010	200,000,000	2009/12/16	2010/08/16	50.00
19833	J P Morgan SP BV - A50 China European Warrants Sep 2010	200,000,000	2009/12/16	2010/09/29	50.00
19840	J P Morgan SP BV - R&F Ppt European Warrants Jun 2010 A	100,000,000	2009/12/16	2010/06/17	25.00
19838	J P Morgan SP BV - Henderson Land Dev European Wts Jun10	50,000,000	2009/12/16	2010/06/17	27.00
19839	J P Morgan SP BV - Sinofert European Warrants Jun 2011	180,000,000	2009/12/16	2011/06/29	45.00
19830	Macquarie Bank Ltd. - HSI European Warrants May 2010	300,000,000	2009/12/16	2010/05/28	76.20
19834	Macquarie Bank Ltd. - HSI European Put Warrants May 2010 B	300,000,000	2009/12/16	2010/05/28	54.60
15415#	Macquarie Bank Ltd. - Hutchison European Warrants Jul 2011	200,000,000	2009/12/16	2011/07/25	12.00
19865	Barclays Bank plc - China Life European Warrants Mar 2010	200,000,000	2009/12/17	2010/03/22	30.00
19869	Barclays Bank plc - China Life European Warrants Aug 2010	200,000,000	2009/12/17	2010/08/02	52.00
19866	Barclays Bank plc - PetroChina European Warrants Jul 2010 C	100,000,000	2009/12/17	2010/07/05	77.00
19867	Barclays Bank plc - PetroChina European Warrants Jul 2010 D	100,000,000	2009/12/17	2010/07/05	53.00
19868	Barclays Bank plc - PetroChina European Warrants Sep 2010	100,000,000	2009/12/17	2010/09/06	54.00
19871	BNP Paribas Arbit Issu B.V. - Ch Comm Cons Eur Wt Nov 2011	100,000,000	2009/12/17	2011/11/02	25.00
19870	BNP Paribas Arbit Issu B.V. - China Coal Euro Wts Sep10	100,000,000	2009/12/17	2010/09/06	30.00
19872	BNP Paribas Arbit Issu B.V. - CRCC European Wts Dec 2010	100,000,000	2009/12/17	2010/12/03	25.00
19873	BNP Paribas Arbit Issu B.V. - R&F Ppt European Wts Aug10	100,000,000	2009/12/17	2010/08/04	27.00
19874	BNP Paribas Arbit Issu B.V. - Yanzhou Coal Euro Wts Sep10	100,000,000	2009/12/17	2010/09/06	29.00
19858	Credit Suisse AG - HSBC European Wts Sep 2010 A	200,000,000	2009/12/17	2010/09/27	30.00
19859	Credit Suisse AG - HSBC European Wts Sep 2010 B	200,000,000	2009/12/17	2010/09/20	30.00
19886	Goldman Sachs SP (Asia) - HSI European Put Wts Jun 2010	200,000,000	2009/12/17	2010/06/29	50.00
19884	Goldman Sachs SP (Asia) - HSI European Warrants May 2010 A	200,000,000	2009/12/17	2010/05/28	30.00
19885	Goldman Sachs SP (Asia) - HSI European Warrants May 2010 B	200,000,000	2009/12/17	2010/05/28	30.00
19860	J P Morgan SP BV - Anhui Conch European Warrants Aug 2010	200,000,000	2009/12/17	2010/08/20	30.00
19861	J P Morgan SP BV - China Unicom European Warrants Aug 2010	200,000,000	2009/12/17	2010/08/30	50.00
19862	J P Morgan SP BV - HKEx European Warrants May 2010 A	250,000,000	2009/12/17	2010/05/20	44.00
19863	J P Morgan SP BV - HKEx European Warrants May 2010 B	250,000,000	2009/12/17	2010/05/03	37.50
19864	J P Morgan SP BV - JX Copper European Warrants Jun 2010 B	150,000,000	2009/12/17	2010/06/17	39.60
19857	Macquarie Bank Ltd. - CNPC European Warrants Nov 2010	200,000,000	2009/12/17	2010/11/12	50.00
19851	Merrill Lynch Int'l & Co. C.V.-CK(H) Euro Put Warrants Jan11	200,000,000	2009/12/17	2011/01/31	50.00
19844	Merrill Lynch Int'l & Co. C.V. - HS Bank Euro Wts Jun 2010	200,000,000	2009/12/17	2010/06/28	62.00
19852	Merrill Lynch Int'l & Co. C.V. - HS Bank Euro Put Wts Nov 10	200,000,000	2009/12/17	2010/11/01	51.00
19853	Merrill Lynch Int'l & Co. C.V. - HSBC Euro Put Wt Jan 2011	200,000,000	2009/12/17	2011/01/31	51.00
19848	Merrill Lynch Int'l & Co. C.V. - HSBC Euro Wts May 2010 B	200,000,000	2009/12/17	2010/05/24	46.60
19845	Merrill Lynch Int'l & Co. C.V. - HS Bank Euro Wts Jun 2011 B	200,000,000	2009/12/17	2011/06/27	50.00
19849	Merrill Lynch Int'l & Co. C.V. - Hutchison Euro Wts Oct 2010	100,000,000	2009/12/17	2010/10/11	80.00
19854	Merrill Lynch Int'l & Co. C.V. -Hutchison Euro Put Wts Oct10	200,000,000	2009/12/17	2010/10/18	58.00
19855	Merrill Lynch Int'l & Co. C.V. -Hutchison Euro Put Wts Nov10	50,000,000	2009/12/17	2010/11/08	58.50
19850	Merrill Lynch Int'l & Co. C.V. - SHK Ppt Euro Wts Sep 2011	200,000,000	2009/12/17	2011/09/05	51.00

Main Board Warrants

Code	Derivative warrants	No. of			Amount raised (HK\$ mil.)
		issue (units)	Listing date	Expiry	
19856	Merrill Lynch Int'l & Co. C.V. - SHK Ppt Euro Put Wts Dec 10	200,000,000	2009/12/17	2010/12/13	51.00
19875	UBS AG - BOCL European Warrants May 2010	100,000,000	2009/12/17	2010/05/28	15.00
19876	UBS AG - BOCL European Warrants Jun 2010	100,000,000	2009/12/17	2010/06/07	30.00
19879	UBS AG - CC Bank European Warrants Jun 2010	100,000,000	2009/12/17	2010/06/29	25.00
19877	UBS AG - CC Bank European Warrants May 2010 A	100,000,000	2009/12/17	2010/05/03	50.00
19878	UBS AG - CC Bank European Warrants May 2010 B	100,000,000	2009/12/17	2010/05/24	30.50
19880	UBS AG - China Life European Warrants May 2010 B	200,000,000	2009/12/17	2010/05/31	60.00
19881	UBS AG - China Life European Warrants May 2010 C	200,000,000	2009/12/17	2010/05/24	40.00
19882	UBS AG - ICBC European Warrants Jun 2010 A	100,000,000	2009/12/17	2010/06/30	25.00
19883	UBS AG - ICBC European Warrants Jun 2010 B	100,000,000	2009/12/17	2010/06/28	25.00
19908	ABN AMRO Bank N.V. - China Life European Warrants Jun 2010	300,000,000	2009/12/18	2010/06/18	77.10
19909	ABN AMRO Bank N.V. - HSBC European Warrants Jun 2010 B	200,000,000	2009/12/18	2010/06/07	138.60
19910	ABN AMRO Bank N.V. - HSI European Warrants Apr 2010 A	400,000,000	2009/12/18	2010/04/29	66.80
19890	Credit Suisse AG - CC Bank European Warrants May 2010 A	200,000,000	2009/12/18	2010/05/03	74.00
19889	Credit Suisse AG - Sinopec Corp European Warrants Apr 2010A	200,000,000	2009/12/18	2010/04/19	66.00
19888	Credit Suisse AG - HKEx European Warrants May 2010	200,000,000	2009/12/18	2010/05/10	30.00
19887	Credit Suisse AG - HKEx European Put Warrants Jul 2010 B	200,000,000	2009/12/18	2010/07/19	30.00
19891	Credit Suisse AG - ICBC European Warrants May 2010 A	200,000,000	2009/12/18	2010/05/03	82.00
19915	Goldman Sachs SP (Asia) - BOCL European Warrants Jun 2010 A	200,000,000	2009/12/18	2010/06/29	58.00
19916	Goldman Sachs SP (Asia) - BOCL European Warrants Jun 2010 B	200,000,000	2009/12/18	2010/06/29	50.00
19911	Goldman Sachs SP (Asia) - China Mobile Euro Wts Jun 2010 A	200,000,000	2009/12/18	2010/06/29	92.00
19912	Goldman Sachs SP (Asia) - China Mobile Euro Wts Jun 2010 B	200,000,000	2009/12/18	2010/06/29	54.00
19913	Goldman Sachs SP (Asia) - HSBC European Warrants Jun 2010 A	200,000,000	2009/12/18	2010/06/29	134.00
19914	Goldman Sachs SP (Asia) - HSBC European Warrants Jun 2010 B	200,000,000	2009/12/18	2010/06/29	78.00
19903	J P Morgan SP BV - BOCL European Warrants Jun 2010 A	150,000,000	2009/12/18	2010/06/18	66.30
19904	J P Morgan SP BV - BOCL European Warrants Jun 2010 B	150,000,000	2009/12/18	2010/06/18	44.10
19917	J P Morgan SP BV - China Mob European Wts Jun 2010 A	188,000,000	2009/12/18	2010/06/18	47.00
19905	J P Morgan SP BV - Sinopec Corp European Warrants Jun 2010	80,000,000	2009/12/18	2010/06/18	20.00
19906	J P Morgan SP BV - China Railway European Warrants Nov 2010	200,000,000	2009/12/18	2010/11/10	30.00
19897	Merrill Lynch Int'l & Co. C.V. - Ch Mobile Eu Put Wt Aug 10	100,000,000	2009/12/18	2010/08/30	74.00
19895	Merrill Lynch Int'l & Co. C.V. - Ch Telecom Eur Wt Oct 2010	150,000,000	2009/12/18	2010/10/11	52.50
19899	Merrill Lynch Int'l & Co. C.V.-Ch Telecom Eur Put Wts Oct 10	150,000,000	2009/12/18	2010/10/18	41.25
19893	Merrill Lynch Int'l & Co. C.V. - Ch Mobile Eur Wt Aug 2010 B	150,000,000	2009/12/18	2010/08/16	132.00
19894	Merrill Lynch Int'l & Co. C.V. - Ch Mobile Eur Wt Oct 2010 B	150,000,000	2009/12/18	2010/10/25	88.50
19898	Merrill Lynch Int'l & Co. C.V. - Sinopec Eu Put Wts Sep 10B	150,000,000	2009/12/18	2010/09/13	49.50
19901	Merrill Lynch Int'l & Co. C.V. - HKEx Eur Put Wts Jul 2010	200,000,000	2009/12/18	2010/07/19	35.20
19896	Merrill Lynch Int'l & Co. C.V. - HKEx Euro Wts Oct 2010 B	200,000,000	2009/12/18	2010/10/25	32.00
19900	Merrill Lynch Int'l & Co. C.V. - JX Copper Euro Put Wt Jun10	150,000,000	2009/12/18	2010/06/21	42.75
19902	Merrill Lynch Int'l & Co. C.V. - PetroChina Eu Put Wt Aug 10	100,000,000	2009/12/18	2010/08/09	67.00
10939	SGA Societe Generale Acceptance NV-Nikkei 225 Eu Wt Jul10A	100,000,000	2009/12/18	2010/07/09	25.00
10940	SGA Societe Generale Acceptance NV-Nikkei 225 Eu Wt Jul10B	100,000,000	2009/12/18	2010/07/09	25.00
10943	SGA Societe Generale Acceptance NV-Nikkei 225 Eu Wt Jul10C	100,000,000	2009/12/18	2010/07/09	25.00
10947	SGA Societe Generale Acceptance NV-N225 Eu Put Wt Jul10D	100,000,000	2009/12/18	2010/07/09	25.00
10948	SGA Societe Generale Acceptance NV-N225 Eu Put Wt Jul10E	100,000,000	2009/12/18	2010/07/09	25.00

Main Board Warrants

Code	Derivative warrants	No. of issue (units)	Listing date	Expiry	Amount raised (HK\$ mil.)
19907	UBS AG - China Mobile European Warrants Jun 2010	200,000,000	2009/12/18	2010/06/28	51.40
19892	UBS AG - HSBC European Put Warrants Dec 2010	200,000,000	2009/12/18	2010/12/06	30.00
17597#	Deutsche Bank AG - A50 China European Warrants Mar 2010 C	400,000,000	2009/12/18	2010/03/29	42.80
19926	Barclays Bank plc - China Mobile European Warrants Jun 2010	100,000,000	2009/12/21	2010/06/28	56.00
19938	Barclays Bank plc - CC Bank European Warrants Mar 2010 A	100,000,000	2009/12/21	2010/03/29	43.00
19939	Barclays Bank plc - CC Bank European Warrants Mar 2010 B	100,000,000	2009/12/21	2010/03/29	17.00
19925	Barclays Bank plc - China Mobile European Warrants May 2010B	100,000,000	2009/12/21	2010/05/28	32.00
19933	Barclays Bank plc - A50 China European Warrants Mar 2010	100,000,000	2009/12/21	2010/03/29	15.00
19935	Barclays Bank plc - A50 China European Warrants Jul 2010	100,000,000	2009/12/21	2010/07/05	136.00
19936	Barclays Bank plc - A50 China European Warrants Aug 2010	100,000,000	2009/12/21	2010/08/02	127.00
19937	Barclays Bank plc - A50 China European Warrants Sep 2010	100,000,000	2009/12/21	2010/09/06	123.00
19934	Barclays Bank plc - A50 China European Put Warrants May 2010	100,000,000	2009/12/21	2010/05/03	18.00
19927	Barclays Bank plc - HKEx European Warrants Aug 2010	100,000,000	2009/12/21	2010/08/02	25.00
19928	Barclays Bank plc - HKEx European Warrants Sep 2010	100,000,000	2009/12/21	2010/09/06	25.00
19931	Barclays Bank plc - ICBC European Warrants Aug 2010	100,000,000	2009/12/21	2010/08/30	59.00
19932	Barclays Bank plc - ICBC European Warrants Oct 2010	100,000,000	2009/12/21	2010/10/04	42.00
19929	Barclays Bank plc - ICBC European Warrants May 2010 C	100,000,000	2009/12/21	2010/05/04	20.00
19930	Barclays Bank plc - ICBC European Warrants Jul 2010 B	100,000,000	2009/12/21	2010/07/05	43.00
19920	SGA Societe Generale Acceptance N.V. - CCB Eur Wt Jul 2010	80,000,000	2009/12/21	2010/07/05	51.20
19918	SGA Societe Generale Acceptance N.V. - HSI Eur Wt Jun 2010 A	300,000,000	2009/12/21	2010/06/29	75.00
19919	SGA Societe Generale Acceptance N.V. - HSI Eur Wt Jun 2010 B	300,000,000	2009/12/21	2010/06/29	75.00
19923	SGA Societe Generale Acceptance N.V. - HSI Eu Put Wt Jun 10C	300,000,000	2009/12/21	2010/06/29	81.00
19924	SGA Societe Generale Acceptance N.V. - HSI Eu Put Wt Jun 10D	300,000,000	2009/12/21	2010/06/29	84.00
19921	SGA Societe Generale Acceptance N.V. - ICBC Eu Wt Jul 2010	80,000,000	2009/12/21	2010/07/05	36.80
17389#	Macquarie Bank Ltd. - CHALCO European Warrants Mar 2010 A	300,000,000	2009/12/21	2010/03/30	20.40
18238#	CC Rabobank B.A. - HSBC European Warrants Nov 2010	500,000,000	2009/12/21	2010/11/30	46.00
19971	BNP Paribas Arbit Issu B.V. - BOCL European Wts Aug 2010	200,000,000	2009/12/22	2010/08/02	94.00
19982	Credit Suisse AG - BYD European Warrants May 2010	200,000,000	2009/12/22	2010/05/31	30.00
19983	Credit Suisse AG - A50 China European Warrants May 2010 B	200,000,000	2009/12/22	2010/05/24	30.00
19980	Credit Suisse AG - HSBC European Wts Nov 2010	200,000,000	2009/12/22	2010/11/29	30.00
19981	Credit Suisse AG - Tencent Holdings European Warrants Jul 10	200,000,000	2009/12/22	2010/07/19	50.00
19967	Deutsche Bank AG - CNPC European Warrants Sep 2010	150,000,000	2009/12/22	2010/09/27	31.50
19946	Deutsche Bank AG - Sinopec Corp European Warrants Apr 2010 B	200,000,000	2009/12/22	2010/04/14	68.00
19968	Deutsche Bank AG - Tencent Holdings European Warrants Jun10C	200,000,000	2009/12/22	2010/06/14	36.00
19942	HK Bank - CC Bank European Warrants Jun 2010 B	120,000,000	2009/12/22	2010/06/22	38.40
19965	Macquarie Bank Ltd. - Ch Dongxiang European Warrants Jun 10	128,000,000	2009/12/22	2010/06/22	32.64
19966	Macquarie Bank Ltd. - Ch Molybdenum European Wts Dec 2010	300,000,000	2009/12/22	2010/12/23	58.50
19943	Macquarie Bank Ltd. - Tencent European Warrants Jul 2010	300,000,000	2009/12/22	2010/07/29	75.00
19922	Merrill Lynch Int'l & Co. C.V. -HSI European Warrants May10D	300,000,000	2009/12/22	2010/05/28	62.40
19940	Merrill Lynch Int'l & Co. C.V. -HSI European Warrants May10E	300,000,000	2009/12/22	2010/05/28	49.20
19941	Merrill Lynch Int'l & Co. C.V. -HSI European Warrants Jul10B	300,000,000	2009/12/22	2010/07/29	55.80
19944	Merrill Lynch Int'l & Co. C.V. -HSI European Put Wts May10F	300,000,000	2009/12/22	2010/05/28	46.80
19945	Merrill Lynch Int'l & Co. C.V. -HSI European Put Wts May10G	300,000,000	2009/12/22	2010/05/28	67.80
19976	Nomura Int'l plc - China Life European Warrants Jun 2010 A	200,000,000	2009/12/22	2010/06/30	91.60

Main Board Warrants

Code	Derivative warrants	No. of issue (units)	Listing date	Expiry	Amount raised (HK\$ mil.)
19977	Nomura Int'l plc - China Life European Warrants Jun 2010 B	200,000,000	2009/12/22	2010/06/30	58.60
19978	Nomura Int'l plc - China Life European Warrants Sep 2010	200,000,000	2009/12/22	2010/09/30	69.40
19979	Nomura Int'l plc - China Life European Put Warrants Jun 2010	200,000,000	2009/12/22	2010/06/30	80.00
19972	Nomura Int'l plc - JIANC European Warrants Jun 2010 A	100,000,000	2009/12/22	2010/06/30	35.00
19973	Nomura Int'l plc - JIANC European Warrants Jun 2010 B	100,000,000	2009/12/22	2010/06/30	25.50
19974	Nomura Int'l plc - JIANC European Warrants Sep 2010 A	100,000,000	2009/12/22	2010/09/30	35.00
19975	Nomura Int'l plc - JIANC European Warrants Sep 2010 B	100,000,000	2009/12/22	2010/09/30	30.50
19947	UBS AG - CC Bank European Warrants Aug 2010	200,000,000	2009/12/22	2010/08/30	80.00
19948	UBS AG - CC Bank European Warrants Sep 2010	200,000,000	2009/12/22	2010/09/13	50.00
19949	UBS AG - China Life European Warrants Aug 2010 A	200,000,000	2009/12/22	2010/08/23	50.00
19950	UBS AG - China Life European Warrants Aug 2010 B	200,000,000	2009/12/22	2010/08/30	50.00
19953	UBS AG - CNOOC European Warrants Sep 2010	200,000,000	2009/12/22	2010/09/28	30.00
19951	UBS AG - Sinopec Corp European Warrants Jun 2010	200,000,000	2009/12/22	2010/06/28	90.00
19952	UBS AG - Sinopec Corp European Warrants Jul 2010	200,000,000	2009/12/22	2010/07/05	50.00
19969	UBS AG - A50 China European Warrants Jun 2010 B	200,000,000	2009/12/22	2010/06/28	50.00
19970	UBS AG - A50 China European Warrants Sep 2010	200,000,000	2009/12/22	2010/09/13	50.00
19954	UBS AG - HKEx European Warrants Jul 2010	200,000,000	2009/12/22	2010/07/19	50.00
19955	UBS AG - HKEx European Warrants Sep 2010 A	200,000,000	2009/12/22	2010/09/13	50.00
19956	UBS AG - HKEx European Warrants Sep 2010 B	200,000,000	2009/12/22	2010/09/27	50.00
19957	UBS AG - HKEx European Warrants Dec 2010 B	200,000,000	2009/12/22	2010/12/06	50.00
19963	UBS AG - HKEx European Put Warrants Jul 2010 B	200,000,000	2009/12/22	2010/07/19	36.00
19964	UBS AG - HKEx European Put Warrants Jul 2010 C	200,000,000	2009/12/22	2010/07/26	41.00
19959	UBS AG - HSBC European Warrants Oct 2010	200,000,000	2009/12/22	2010/10/25	31.80
19958	UBS AG - HSBC European Warrants Jun 2010 B	80,000,000	2009/12/22	2010/06/28	40.00
19960	UBS AG - ICBC European Warrants Sep 2010 A	200,000,000	2009/12/22	2010/09/20	70.00
19961	UBS AG - ICBC European Warrants Sep 2010 B	200,000,000	2009/12/22	2010/09/27	50.00
19962	UBS AG - Jiangxi Copper European Warrants Jun 2010	200,000,000	2009/12/22	2010/06/28	50.00
17989#	Merrill Lynch Int'l & Co. C.V. -HSI European Warrants Feb10F	200,000,000	2009/12/22	2010/02/25	13.80
20014	ABN AMRO Bank N.V. - BOCL European Warrants Jul 2010	200,000,000	2009/12/23	2010/07/26	107.20
20015	ABN AMRO Bank N.V. - HKEx European Warrants Jun 2010	200,000,000	2009/12/23	2010/06/28	31.40
19988	Barclays Bank plc - HKEx European Warrants Jul 2010 B	100,000,000	2009/12/23	2010/07/05	25.00
19989	Barclays Bank plc - Jiangxi Copper European Warrants May 10	100,000,000	2009/12/23	2010/05/03	26.00
19990	Barclays Bank plc - Jiangxi Copper European Warrants Aug 10	100,000,000	2009/12/23	2010/08/02	25.00
19991	Barclays Bank plc -Tencent Holdings European Warrants May10A	100,000,000	2009/12/23	2010/05/31	34.00
19992	Barclays Bank plc -Tencent Holdings European Warrants May10B	100,000,000	2009/12/23	2010/05/31	28.00
19993	Barclays Bank plc -Tencent Holdings European Warrants Jun10A	100,000,000	2009/12/23	2010/06/01	19.00
19994	Barclays Bank plc -Tencent Holdings European Warrants Jun10B	100,000,000	2009/12/23	2010/06/08	37.00
19995	Barclays Bank plc -Tencent Holdings European Warrants Jul10A	100,000,000	2009/12/23	2010/07/05	26.00
19996	Barclays Bank plc -Tencent Holdings European Warrants Jul10B	100,000,000	2009/12/23	2010/07/05	25.00
19997	Barclays Bank plc -Tencent Holdings European Warrants Aug10A	100,000,000	2009/12/23	2010/08/02	26.00
19998	Barclays Bank plc -Tencent Holdings European Warrants Aug10B	100,000,000	2009/12/23	2010/08/02	25.00
19999	Barclays Bank plc -Tencent Holdings European Warrants Sep10A	100,000,000	2009/12/23	2010/09/06	25.00
20001	Barclays Bank plc -Tencent Holdings European Warrants Sep10B	100,000,000	2009/12/23	2010/09/06	25.00
20002	Barclays Bank plc -Tencent Holdings European Warrants Oct10A	100,000,000	2009/12/23	2010/10/04	28.00

Main Board Warrants

Code	Derivative warrants	No. of			Amount raised (HK\$ mil.)
		issue (units)	Listing date	Expiry	
20003	Barclays Bank plc -Tencent Holdings European Warrants Oct10B	100,000,000	2009/12/23	2010/10/04	26.00
20008	Credit Suisse AG - Sinopec Corp European Warrants Apr 2010 B	200,000,000	2009/12/23	2010/04/26	40.00
20009	Credit Suisse AG - Sinopec Corp European Warrants Jun 2010 A	200,000,000	2009/12/23	2010/06/28	86.00
20010	Credit Suisse AG - Sinopec Corp European Warrants Jun 2010 B	200,000,000	2009/12/23	2010/06/29	50.00
20005	Credit Suisse AG - HSBC European Wts May 2010 A	200,000,000	2009/12/23	2010/05/10	30.00
20011	Credit Suisse AG - Hutchison European Warrants Jun 2010	200,000,000	2009/12/23	2010/06/28	50.00
20006	Credit Suisse AG - Jiangxi Copper European Wts May 2010	200,000,000	2009/12/23	2010/05/04	30.00
20007	Credit Suisse AG - Jiangxi Copper European Wts Jun 2010	200,000,000	2009/12/23	2010/06/21	30.00
20004	Credit Suisse AG - Tencent Holdings European Wts May 2010	200,000,000	2009/12/23	2010/05/17	30.00
20016	Deutsche Bank AG - BOCL European Warrants Apr 2010	150,000,000	2009/12/23	2010/04/27	57.00
20019	Deutsche Bank AG - HKEx European Put Warrants Apr 2010	150,000,000	2009/12/23	2010/04/26	22.50
19987	SGA Societe Generale Acceptance N.V. - CTel Eu Wt Jul 2010A	80,000,000	2009/12/23	2010/07/14	20.00
19984	SGA Societe Generale Acceptance N.V. - CNPC Euro Wts Oct 10	200,000,000	2009/12/23	2010/10/18	50.00
19985	SGA Societe Generale Acceptance N.V. - CNPC Euro Wts Nov 10	200,000,000	2009/12/23	2010/11/22	50.00
19986	SGA Societe Generale Acceptance N.V. - CP&CC Eur Wt Aug 10B	80,000,000	2009/12/23	2010/08/02	56.00
20012	SGA Societe Generale Acceptance N.V. - HSCEI Eu Wt Jun10A	300,000,000	2009/12/23	2010/06/29	75.00
20013	SGA Societe Generale Acceptance N.V. - HSCEI Eu Wt Jun10B	300,000,000	2009/12/23	2010/06/29	75.00
20017	SGA Societe Generale Acceptance N.V. -HSCEI Eu Put Wt Jun10C	300,000,000	2009/12/23	2010/06/29	75.00
20018	SGA Societe Generale Acceptance N.V. -HSCEI Eu Put Wt Jun10D	300,000,000	2009/12/23	2010/06/29	75.00
18898#	UBS AG - China Life European Warrants Mar 2010 A	200,000,000	2009/12/23	2010/03/15	24.60
20024	KBC Fin Products Int'l Ltd. - HSBC European Wts Jun 2010 G	218,000,000	2009/12/24	2010/06/24	95.92
20020	KBC Fin Products Int'l Ltd. - HSCEI Euro Wts Jun 2010 A	200,000,000	2009/12/24	2010/06/29	50.00
20021	KBC Fin Products Int'l Ltd. - HSCEI Euro Wts Jun 2010 B	200,000,000	2009/12/24	2010/06/29	50.00
20022	KBC Fin Products Int'l Ltd. - HSCEI Euro Wts Jul 2010	200,000,000	2009/12/24	2010/07/29	50.00
20025	KBC Fin Products Int'l Ltd. - HSCEI Euro Put Wts Jun 2010 C	200,000,000	2009/12/24	2010/06/29	50.00
20026	KBC Fin Products Int'l Ltd. - HSCEI Euro Put Wts Jun 2010 D	200,000,000	2009/12/24	2010/06/29	50.00
20027	KBC Fin Products Int'l Ltd. - HSCEI Euro Put Wts Jun 2010 E	200,000,000	2009/12/24	2010/06/29	50.00
20023	KBC Fin Products Int'l Ltd. - HSI European Wts Jun 2010 I	400,000,000	2009/12/24	2010/06/29	100.00
20028	KBC Fin Products Int'l Ltd. - HSI Euro Put Wts Jun 2010 J	400,000,000	2009/12/24	2010/06/29	100.00
18497#	Deutsche Bank AG - BOCL European Warrants Mar 2010 A	250,000,000	2009/12/24	2010/03/15	21.50
18266#	UBS AG - HSBC European Warrants Nov 2010	200,000,000	2009/12/24	2010/11/29	18.20
20047	Barclays Bank plc - China Mobile European Warrants Aug 2010	100,000,000	2009/12/28	2010/08/09	41.00
20050	Barclays Bank plc - China Mobile European Warrants Oct 2010	100,000,000	2009/12/28	2010/10/04	87.00
20053	Barclays Bank plc - China Mobile European Put Warrants Jul10	100,000,000	2009/12/28	2010/07/05	48.00
20046	Barclays Bank plc - China Mobile European Warrants Jul 2010B	100,000,000	2009/12/28	2010/07/05	65.00
20048	Barclays Bank plc - China Mobile European Warrants Sep 2010A	100,000,000	2009/12/28	2010/09/06	72.00
20049	Barclays Bank plc - China Mobile European Warrants Sep 2010B	100,000,000	2009/12/28	2010/09/06	32.00
20051	Barclays Bank plc - China Mobile European Warrants Nov 2010A	150,000,000	2009/12/28	2010/11/01	60.00
20052	Barclays Bank plc - China Mobile European Warrants Nov 2010B	150,000,000	2009/12/28	2010/11/01	37.50
20033	Barclays Bank plc - Sinopec Corp European Warrants Jul 2010B	100,000,000	2009/12/28	2010/07/05	60.00
20034	Barclays Bank plc - Sinopec Corp European Warrants Jul 2010C	150,000,000	2009/12/28	2010/07/05	45.00
20035	Barclays Bank plc - Sinopec Corp European Warrants Sep 2010A	100,000,000	2009/12/28	2010/09/06	52.00
20036	Barclays Bank plc - Sinopec Corp European Warrants Sep 2010B	100,000,000	2009/12/28	2010/09/06	34.00
20037	Barclays Bank plc - Sinopec Corp European Warrants Nov 2010	100,000,000	2009/12/28	2010/11/01	46.00

Main Board Warrants

Code	Derivative warrants	No. of issue (units)	Listing date	Expiry	Amount raised (HK\$ mil.)
20045	Barclays Bank plc - HSBC European Put Warrants Jul 2010	100,000,000	2009/12/28	2010/07/05	48.00
20038	Barclays Bank plc - HSBC European Warrants Jul 2010 B	100,000,000	2009/12/28	2010/07/05	51.00
20039	Barclays Bank plc - HSBC European Warrants Jul 2010 C	150,000,000	2009/12/28	2010/07/05	37.50
20040	Barclays Bank plc - HSBC European Warrants Sep 2010 A	100,000,000	2009/12/28	2010/09/06	84.00
20041	Barclays Bank plc - HSBC European Warrants Sep 2010 B	100,000,000	2009/12/28	2010/09/06	37.00
20042	Barclays Bank plc - HSBC European Warrants Sep 2010 C	150,000,000	2009/12/28	2010/09/06	48.00
20043	Barclays Bank plc - HSBC European Warrants Nov 2010 B	100,000,000	2009/12/28	2010/11/01	70.00
20044	Barclays Bank plc - HSBC European Warrants Nov 2010 C	150,000,000	2009/12/28	2010/11/01	37.50
20029	Barclays Bank plc - Jiangxi Copper European Warrants Jul 10A	150,000,000	2009/12/28	2010/07/05	43.50
20030	Barclays Bank plc - Jiangxi Copper European Warrants Jul 10B	150,000,000	2009/12/28	2010/07/05	40.50
20031	Barclays Bank plc - Jiangxi Copper European Warrants Sep 10A	150,000,000	2009/12/28	2010/09/06	39.00
20032	Barclays Bank plc - Jiangxi Copper European Warrants Sep 10B	150,000,000	2009/12/28	2010/09/06	37.50
20059	Credit Suisse AG - BOCL European Warrants Apr 2010	200,000,000	2009/12/28	2010/04/27	30.00
20066	Credit Suisse AG - BOCL European Warrants Jun 2010	200,000,000	2009/12/28	2010/06/28	50.00
20060	Credit Suisse AG - BYD European Warrants Jun 2010	200,000,000	2009/12/28	2010/06/21	30.00
20061	Credit Suisse AG - CC Bank European Warrants Apr 2010	200,000,000	2009/12/28	2010/04/19	59.00
20062	Credit Suisse AG - CC Bank European Warrants May 2010 B	200,000,000	2009/12/28	2010/05/17	30.00
20065	Credit Suisse AG - A50 China European Warrants Jun 2010	200,000,000	2009/12/28	2010/06/28	50.00
20068	Credit Suisse AG - A50 China European Put Warrants Jul 2010	200,000,000	2009/12/28	2010/07/26	50.00
20063	Credit Suisse AG - HSBC European Wts May 2010 B	200,000,000	2009/12/28	2010/05/31	50.00
20064	Credit Suisse AG - ICBC European Warrants May 2010 B	200,000,000	2009/12/28	2010/05/10	30.00
20067	Credit Suisse AG - Zijin Mining European Warrants Aug 2010	200,000,000	2009/12/28	2010/08/30	50.00
20070	J P Morgan SP BV - Ch Comm Cons European Warrants Dec 2010 B	250,000,000	2009/12/28	2010/12/30	62.50
20069	J P Morgan SP BV - Cheung Kong European Warrants Jun 2010	300,000,000	2009/12/28	2010/06/22	45.00
20072	J P Morgan SP BV - R&F Ppt European Warrants Jun 2010 B	100,000,000	2009/12/28	2010/06/28	25.00
20074	J P Morgan SP BV - PetroChina European Warrants Aug 2010	388,000,000	2009/12/28	2010/08/13	58.20
20071	J P Morgan SP BV - Yurun Food European Warrants Jun 2010	80,000,000	2009/12/28	2010/06/29	20.00
20075	J P Morgan SP BV - Yanzhou Coal European Warrants Jun 2010 C	180,000,000	2009/12/28	2010/06/28	45.00
20078	KBC Fin Products Int'l Ltd. - CNOOC European Wts Aug 2010 B	268,000,000	2009/12/28	2010/08/03	77.72
20079	KBC Fin Products Int'l Ltd. - CNOOC European Wts Oct 2010	288,000,000	2009/12/28	2010/10/08	72.00
20076	KBC Fin Products Int'l Ltd. - Sinopec Euro Wts Jul 2010	308,000,000	2009/12/28	2010/07/02	77.00
20077	KBC Fin Products Int'l Ltd. - Sinopec Corp Eu Put Wt Nov 10	258,000,000	2009/12/28	2010/11/22	49.54
20080	KBC Fin Products Int'l Ltd. - HKEx European Put Wts Jul 2010	258,000,000	2009/12/28	2010/07/20	46.96
20081	KBC Fin Products Int'l Ltd. - HKEx European Put Wts Aug 2010	200,000,000	2009/12/28	2010/08/03	58.00
20056	Macquarie Bank Ltd. - Sinopec Corp European Wts Jul 2010	150,000,000	2009/12/28	2010/07/02	64.95
20055	Macquarie Bank Ltd. - Datang European Warrants Jun 2010	50,000,000	2009/12/28	2010/06/28	14.55
20054	Macquarie Bank Ltd. - HSI European Warrants Apr 2010	300,000,000	2009/12/28	2010/04/29	45.30
20058	Macquarie Bank Ltd. - HSI European Put Warrants Apr 2010	300,000,000	2009/12/28	2010/04/29	72.30
20057	Macquarie Bank Ltd. - Huaneng Power European Wts Jul 2010	100,000,000	2009/12/28	2010/07/02	25.80
18600#	CC Rabobank B.A. - CC Bank European Warrants Mar 2010 B	120,000,000	2009/12/28	2010/03/30	10.68
17365#	CC Rabobank B.A. - Sinopec Corp European Warrants Dec 2010	250,000,000	2009/12/28	2010/12/28	25.25
18252#	CC Rabobank B.A. - HSI European Warrants Feb 2010 G	450,000,000	2009/12/28	2010/02/25	10.80
20097	BOCI Asia Ltd. - Minsheng Bank European Warrants Sep 2010	100,000,000	2009/12/29	2010/09/27	15.00
20107	Credit Suisse AG - Alibaba European Warrants Jun 2010	200,000,000	2009/12/29	2010/06/29	50.00

Main Board Warrants

Code	Derivative warrants	No. of issue (units)	Listing date	Expiry	Amount raised (HK\$ mil.)
20109	Credit Suisse AG - Ch Overseas European Warrants Jun 2010	200,000,000	2009/12/29	2010/06/29	50.00
20110	Credit Suisse AG - China Tel European Warrants Jul 2010	200,000,000	2009/12/29	2010/07/26	50.00
20108	Credit Suisse AG - China COSCO European Warrants Jul 2010	200,000,000	2009/12/29	2010/07/26	50.00
20106	Credit Suisse AG - Cheung Kong European Warrants Oct 2010	200,000,000	2009/12/29	2010/10/18	30.00
20105	Credit Suisse AG - CNOOC European Warrants Jun 2010	200,000,000	2009/12/29	2010/06/07	30.00
20111	Credit Suisse AG - PetroChina European Warrants Jun 2010 B	200,000,000	2009/12/29	2010/06/29	50.00
20089	J P Morgan SP BV - Agile Ppt European Warrants Jun 2010 B	150,000,000	2009/12/29	2010/06/29	37.50
20090	J P Morgan SP BV - Air China European Warrants Dec 2010	120,000,000	2009/12/29	2010/12/30	30.00
20091	J P Morgan SP BV - BankComm European Warrants Oct 2010 B	300,000,000	2009/12/29	2010/10/28	75.00
20112	J P Morgan SP BV - BYD European Warrants May 2010 B	200,000,000	2009/12/29	2010/05/03	30.00
20116	J P Morgan SP BV - China Everbright European Wts Jul 2010	188,000,000	2009/12/29	2010/07/02	50.76
20113	J P Morgan SP BV - China Mob European Wts Jun 2010 B	388,000,000	2009/12/29	2010/06/08	58.20
20114	J P Morgan SP BV - Sinopec Corp European Warrants Jul 2011	300,000,000	2009/12/29	2011/07/25	45.00
20117	J P Morgan SP BV - Ch Railway Cons European Warrants Aug 10B	188,000,000	2009/12/29	2010/08/30	47.00
20118	J P Morgan SP BV - Chi Res Power European Warrants Jul 2010	188,000,000	2009/12/29	2010/07/05	47.00
20115	J P Morgan SP BV - Esprit European Wts Apr 2010	88,000,000	2009/12/29	2010/04/15	13.20
20119	J P Morgan SP BV - HKEx European Warrants Jun 2010	300,000,000	2009/12/29	2010/06/29	75.00
20120	J P Morgan SP BV - HSBC European Warrants Oct 2010 B	300,000,000	2009/12/29	2010/10/25	75.00
20121	J P Morgan SP BV - MTRC European Warrants Jun 2010	100,000,000	2009/12/29	2010/06/29	25.00
20122	J P Morgan SP BV - Pacific Basin European Warrants Nov 2010	150,000,000	2009/12/29	2010/11/29	37.50
20123	J P Morgan SP BV - SHK Ppt European Warrants Jun 2010 B	200,000,000	2009/12/29	2010/06/29	50.00
20124	J P Morgan SP BV - Yanzhou Coal European Warrants Jun 2010 D	188,000,000	2009/12/29	2010/06/29	50.76
20083	Macquarie Bank Ltd. - Minsheng Bank European Warrants Jun 10	300,000,000	2009/12/29	2010/06/07	45.00
20073	Macquarie Bank Ltd. - A50 China European Warrants Apr 2010 B	300,000,000	2009/12/29	2010/04/29	50.70
20082	Macquarie Bank Ltd. - A50 China European Warrants May 2010 B	300,000,000	2009/12/29	2010/05/28	45.30
20084	Macquarie Bank Ltd. - Jiangxi Copper European Wts Jul 2010 B	250,000,000	2009/12/29	2010/07/02	62.75
20094	CC Rabobank B.A. - Ch Mobile European Warrants Jun 2010	120,000,000	2009/12/29	2010/06/29	49.20
20092	CC Rabobank B.A. - China Life European Warrants Mar 2010 G	120,000,000	2009/12/29	2010/03/30	36.00
20093	CC Rabobank B.A. - China Life European Warrants Jun 2010 B	120,000,000	2009/12/29	2010/06/29	36.00
20095	CC Rabobank B.A. - HSBC European Warrants Jul 2010 C	80,000,000	2009/12/29	2010/07/29	54.40
20096	CC Rabobank B.A. - ICBC European Warrants Mar 2010 B	100,000,000	2009/12/29	2010/03/29	36.50
20085	SGA Societe Generale Acceptance N.V. - BOCL Eu Wt Sep 2010	80,000,000	2009/12/29	2010/09/20	40.00
20086	SGA Societe Generale Acceptance N.V. - BOCL Eu Wt Nov 2010	80,000,000	2009/12/29	2010/11/22	34.40
20087	SGA Societe Generale Acceptance N.V. - Ch Mob Eu Wt Aug 2010	80,000,000	2009/12/29	2010/08/11	52.00
20102	SGA Societe Generale Acceptance N.V. - HSBC Eu Wt Apr 2010 B	100,000,000	2009/12/29	2010/04/26	21.00
20088	SGA Societe Generale Acceptance N.V. - Ping An Eu Wt Jun 10	60,000,000	2009/12/29	2010/06/30	45.00
20125	UBS AG - China Life European Put Warrants Jul 2010	200,000,000	2009/12/29	2010/07/05	50.00
20100	UBS AG - Minsheng Bank European Warrants May 2010	200,000,000	2009/12/29	2010/05/31	30.00
20101	UBS AG - Minsheng Bank European Warrants Oct 2010	200,000,000	2009/12/29	2010/10/25	30.00
20098	UBS AG - HSI European Warrants May 2010	200,000,000	2009/12/29	2010/05/28	30.00
20099	UBS AG - HSI European Warrants Jun 2010	200,000,000	2009/12/29	2010/06/29	50.00
20103	UBS AG - HSI European Put Warrants Jun 2010 A	200,000,000	2009/12/29	2010/06/29	60.00
20104	UBS AG - HSI European Put Warrants Jun 2010 B	200,000,000	2009/12/29	2010/06/29	50.00
20127	HK Bank - Li Ning European Warrants Jul 2010	80,000,000	2009/12/30	2010/07/16	20.00

Main Board Warrants

Code	Derivative warrants	No. of issue (units)	Listing date	Expiry	Amount raised (HK\$ mil.)
20129	HK Bank - Weichai Power European Warrants Aug 2010	80,000,000	2009/12/30	2010/08/12	20.00
20126	HK Bank - Yurun Food European Warrants Jul 2010	80,000,000	2009/12/30	2010/07/16	20.00
20128	HK Bank - Zijin Mining European Warrants Nov 2010	120,000,000	2009/12/30	2010/11/18	30.00
20143	J P Morgan SP BV - A50 China European Warrants Jun 2010 B	200,000,000	2009/12/30	2010/06/30	54.00
20144	J P Morgan SP BV - A50 China European Warrants Jun 2010 C	200,000,000	2009/12/30	2010/06/30	50.00
20133	J P Morgan SP BV - HKEx European Put Wts Aug 2010	200,000,000	2009/12/30	2010/08/30	50.00
20132	J P Morgan SP BV - Zijin Mining European Warrants Jun 2010	200,000,000	2009/12/30	2010/06/25	30.00
20135	KBC Fin Products Int'l Ltd. - BOCL European Wts Jun 2010	218,000,000	2009/12/30	2010/06/10	47.96
20145	KBC Fin Products Int'l Ltd. - BOCL European Wts Jul 2010	328,000,000	2009/12/30	2010/07/02	49.20
20134	KBC Fin Products Int'l Ltd. - BOCL European Wts May 2010 C	328,000,000	2009/12/30	2010/05/10	49.20
20136	KBC Fin Products Int'l Ltd. - China Life Euro Wts Jul 2010 B	400,000,000	2009/12/30	2010/07/02	100.00
20137	KBC Fin Products Int'l Ltd. - China Life Euro Wts Aug 2010 A	248,000,000	2009/12/30	2010/08/02	99.20
20138	KBC Fin Products Int'l Ltd. - China Life Euro Wts Aug 2010 B	400,000,000	2009/12/30	2010/08/06	100.00
20139	KBC Fin Products Int'l Ltd. - CMB European Warrants Jul 2010	200,000,000	2009/12/30	2010/07/02	50.00
20140	KBC Fin Products Int'l Ltd. - CMB European Warrants Aug 2010	200,000,000	2009/12/30	2010/08/02	50.00
20142	KBC Fin Products Int'l Ltd. - A50 Ch European Put Wts Aug10B	200,000,000	2009/12/30	2010/08/10	50.00
20141	KBC Fin Products Int'l Ltd. - ICBC European Wts Jul 2010	238,000,000	2009/12/30	2010/07/02	99.96
20130	Macquarie Bank Ltd. - Country Garden European Warrants Jun10	88,000,000	2009/12/30	2010/06/30	22.53
20131	Macquarie Bank Ltd. - Geely Auto European Put Warrants Jun10	100,000,000	2009/12/30	2010/06/30	58.10
19648#	KBC Fin Products Int'l Ltd. - Minsheng Bank Euro Wts Jun10A	400,000,000	2009/12/30	2010/06/15	65.20
20151	BNP Paribas Arbit Issu B.V. - Bank of EA European Wts Aug 10	90,000,000	2009/12/31	2010/08/30	42.30
20153	BNP Paribas Arbit Issu B.V. - Ch Mobile Euro Wts Jul 2010	200,000,000	2009/12/31	2010/07/02	64.00
20154	BNP Paribas Arbit Issu B.V. - China Tel Euro Wts Sep 2010	100,000,000	2009/12/31	2010/09/01	33.00
20152	BNP Paribas Arbit Issu B.V. - China Life Euro Wts Aug 2010	200,000,000	2009/12/31	2010/08/30	96.00
20155	BNP Paribas Arbit Issu B.V. - Hutchison European Wts Jul 10	100,000,000	2009/12/31	2010/07/28	60.00
20157	KBC Fin Products Int'l Ltd. - BOCL Euro Put Wts Jul 2010	178,000,000	2009/12/31	2010/07/05	48.06
20180	KBC Fin Products Int'l Ltd. - BOCL Euro Put Wts Sep 2010	60,000,000	2009/12/31	2010/09/01	93.00
20158	KBC Fin Products Int'l Ltd. - CC Bank Euro Wts Jun 2010	268,000,000	2009/12/31	2010/06/28	40.20
20159	KBC Fin Products Int'l Ltd. - CC Bank Euro Wts Jul 2010 A	208,000,000	2009/12/31	2010/07/02	118.56
20160	KBC Fin Products Int'l Ltd. - CC Bank Euro Wts Jul 2010 B	228,000,000	2009/12/31	2010/07/15	59.28
20161	KBC Fin Products Int'l Ltd. - China Life Eur Put Wt Jul 2010	200,000,000	2009/12/31	2010/07/08	50.00
20179	KBC Fin Products Int'l Ltd. - Sinopec Euro Wts Jun 2010 B	228,000,000	2009/12/31	2010/06/15	98.04
20162	KBC Fin Products Int'l Ltd. - ICBC Euro Put Wts Oct 2010	200,000,000	2009/12/31	2010/10/04	50.00
20173	Macquarie Bank Ltd. - China EB Ltd European Warrants Jul 10	200,000,000	2009/12/31	2010/07/05	50.80
20175	Macquarie Bank Ltd. - COSCO Pacific European Warrants Nov 10	200,000,000	2009/12/31	2010/11/04	50.20
20174	Macquarie Bank Ltd. - China Tel European Warrants Jun 2010 B	100,000,000	2009/12/31	2010/06/02	15.00
20176	Macquarie Bank Ltd. - Lenovo European Warrants Aug 2010	100,000,000	2009/12/31	2010/08/02	39.30
20177	Macquarie Bank Ltd. - Shimaop Ppt European Warrants Jul 2010	100,000,000	2009/12/31	2010/07/05	25.10
20146	Merrill Lynch Int'l & Co. C.V. -HSI European Warrants Apr10B	300,000,000	2009/12/31	2010/04/29	50.10
20150	Merrill Lynch Int'l & Co. C.V. -HSI European Put Wts Apr10D	300,000,000	2009/12/31	2010/04/29	45.60
20163	CC Rabobank B.A. - CHALCO European Warrants Sep 2010	200,000,000	2009/12/31	2010/09/29	50.00
20165	CC Rabobank B.A. - China Overseas European Warrants Aug 2010	120,000,000	2009/12/31	2010/08/30	30.00
20164	CC Rabobank B.A. - China COSCO European Warrants Jul 2010	200,000,000	2009/12/31	2010/07/29	50.00
20166	CC Rabobank B.A. - Datang European Warrants Aug 2010	60,000,000	2009/12/31	2010/08/11	30.00

Main Board Warrants

Code	Derivative warrants	No. of			Amount raised (HK\$ mil.)
		issue (units)	Listing date	Expiry	
20167	CC Rabobank B.A. - R&F Ppt European Warrants Jul 2010	145,000,000	2009/12/31	2010/07/29	36.25
20168	CC Rabobank B.A. - Huaneng Power European Warrants Jul 2010	45,000,000	2009/12/31	2010/07/13	20.25
20169	CC Rabobank B.A. - Maanshan Iron European Warrants Jun 2011	350,000,000	2009/12/31	2011/06/27	59.50
20170	CC Rabobank B.A. - Shenzhen Invest European Warrants Jul 10	60,000,000	2009/12/31	2010/07/13	28.80
20171	CC Rabobank B.A. - Shimao Ppt European Warrants Jul 2010	140,000,000	2009/12/31	2010/07/08	35.00
20172	CC Rabobank B.A. - Zijin Mining European Warrants Oct 2010	270,000,000	2009/12/31	2010/10/05	40.50
20147	SGA Societe Generale Acceptance N.V. - Ch Mob Eu Wt Jul 2010	80,000,000	2009/12/31	2010/07/14	56.00
20148	SGA Societe Generale Acceptance N.V. - CP&CC Eur Wt Jul10C	80,000,000	2009/12/31	2010/07/14	60.00
20149	SGA Societe Generale Acceptance N.V. - CTel Eu Wt Jul 2010 B	80,000,000	2009/12/31	2010/07/14	36.00
20156	UBS AG - Sinopec Corp European Warrants Mar 2011	500,000,000	2009/12/31	2011/03/28	75.00
20178	UBS AG - A50 China European Put Warrants Jun 2010	200,000,000	2009/12/31	2010/06/28	30.00
Total					79,409.13

Further issue

Main Board Debt Securities

Debt Securities Trading Statistics

		Turnover value	
		Exchange fund notes (HK\$ mil)	Market total (HK\$ mil)
2008	Q4	–	1.71
2009	Q1	–	2.93
	Q2	–	0.51
	Q3	–	0.36
	Q4	–	0.16

Debt Securities Nominal Value

		No. of issues	Nominal value (HK\$ mil.)
2008	Q4	172	414,001.69
2009	Q1	171	406,932.13
	Q2	167	395,723.72
	Q3	166	398,047.03
	Q4	157	391,908.38

New Listing Statistics - Debt Securities

		No. of newly listed debt securities	Amount raised (HK\$ mil.)
2008	Q4	4	4,791.32
2009	Q1	4	5,309.25
	Q2	5	12,295.05
	Q3	8	19,782.43
	Q4	6	9,996.64

Main Board Debt Securities

Newly Listed Debt Securities

for 4th quarter 2009

Code	Debt securities	Principal		Listing date	Maturity	Amount raised (HK\$ mil.)
04313	Joyous King Group Ltd. 3.3% Guaranteed Conv Bonds	HKD	1,550,000,000	2009/10/23	2014/10/22	1,550.00
04202	The Govt of the HKSAR of the PRC 2.07% Bonds 2014	HKD	2,000,000,000	2009/11/04	2014/11/03	2,008.20
04195	Hong Kong Monetary Authority 0.55% Exchange Fund Notes 2011	HKD	1,200,000,000	2009/11/17	2011/11/16	1,202.40
04196	Hong Kong Monetary Authority 2.16% Exchange Fund Notes 2019	HKD	800,000,000	2009/12/09	2019/12/09	786.24
04314	Cosway Corp 1-3.5% Irredeemable Con Unsecured Loan Sec 2019	HKD	2,190,000,000	2009/12/10	2019/12/07	2,190.00
04173 #	Hong Kong Monetary Authority 2.66% Exchange Fund Notes 2012	HKD	1,200,000,000	2009/12/21	2012/12/17	1,260.60
04197	Hong Kong Monetary Authority 1.69% Exchange Fund Notes 2014	HKD	1,000,000,000	2009/12/22	2014/12/22	999.20
						9,996.64

Main Board Unit Trusts and Mutual Funds

Unit Trusts and Mutual Funds Trading Statistics

		Exchange Traded Fund (ETF) (HK\$ mil.)	Real Estate Investment Trusts (REITs) (HK\$ mil.)	Others (HK\$ mil.)	Total (HK\$ mil.)	% of market total (HK\$ mil.)
2008	Q4	120,092.63	10,422.81	225.71	130,741.15	4.16
2009	Q1	102,668.21	7,728.10	177.20	110,573.51	4.13
	Q2	107,216.84	14,023.80	297.04	121,537.68	2.79
	Q3	167,985.99	11,199.87	233.84	179,419.70	4.16
	Q4	121,814.83	10,126.33	339.11	132,280.28	3.23

Note: 1. Include turnover values in HKD only.

Unit Trusts and Mutual Funds Market Value

		Exchange Traded Funds (ETF) (HK\$ mil.)		Real Estate Investment Trusts (REITs) (HK\$ mil.)		Others (HK\$ mil.)	Total (HK\$ mil.)		
		No. of issues	No. of issues	No. of issues	No. of issues	No. of issues			
2008	Q4	24	266,475.46	7	46,405.95	2	1,439.29	33	314,320.70
2009	Q1	24	343,441.56	7	50,891.61	2	1,636.40	33	395,969.58
	Q2	30	403,231.67	7	58,858.17	2	2,436.01	39	464,525.86
	Q3	37	435,197.50	7	65,764.70	2	2,603.37	46	503,565.57
	Q4	43	496,812.50	7	73,818.20	2	3,038.50	52	573,669.20

New Listing Unit Trust and Mutual Funds Statistics

		No. of newly listed unit trust and mutual funds	Funds raised (HK\$ mil.)
2008	Q4	–	–
2009	Q1	–	–
	Q2	6	–
	Q3	7	–
	Q4	6	–

Main Board Unit Trusts and Mutual Funds

Newly Listed Unit Trust and Mutual Funds

for 4th quarter 2009

Code	Unit trust and Mutual funds	Fund manager	Issue price (HK\$)	Amount raised (HK\$ mil)	Listing date
02846	iShares CSI 300 A-Share Index ETF	Barclays Global Investors North Asia Ltd.	n.a.	n.a.	2009/11/18
03050	iShares CSI A-Share Energy Index ETF	Barclays Global Investors North Asia Ltd.	n.a.	n.a.	2009/11/18
03039	iShares CSI A-Share Materials Index ETF	Barclays Global Investors North Asia Ltd.	n.a.	n.a.	2009/11/18
02829	iShares CSI A-Share Financials Index ETF	Barclays Global Investors North Asia Ltd.	n.a.	n.a.	2009/11/18
03006	iShares CSI A-Share Infrastructure Index ETF	Barclays Global Investors North Asia Ltd.	n.a.	n.a.	2009/11/18
03046	Value China ETF	Sensible Asset Management Hong Kong Ltd.	n.a.	n.a.	2009/12/15

Main Board Callable Bull/Bear Contracts

Callable Bull / Bear Contracts Trading Statistics

		Number	Market value (HK\$ mil.)	Turnover value (HK\$ mil.)
2008	Q4	1,314	195,229.08	383,369.78
2009	Q1	1,513	152,386.79	351,364.58
	Q2	1,620	153,963.94	470,890.15
	Q3	1,893	145,788.56	434,251.62
	Q4	1,692	91,190.57	419,558.61

New Listings Callable Bull / Bear Contracts Statistics

		No. of newly listed CBBC	Amount raised (HK\$ mil.)
2008	Q4	1,935	185,485.67
2009	Q1	1,628	129,192.54
	Q2	2,057	140,519.83
	Q3	2,333	133,733.23
	Q4	2,054	115,888.51

Main Board Callable Bull/Bear Contracts

Newly Listed Callable Bull / Bear Contracts

for 4th quarter 2009

Code	Callable Bull / Bear Contracts	No. of issue (units)	Listing date	Expiry	Amount raised (HK\$ mil.)
67362	ABN AMRO Bank N.V. – HSI R Bear CBBC Feb 2010 I	250,000,000	2009/10/02	2010/02/25	62.50
67361	ABN AMRO Bank N.V. – HSI R Bear CBBC Feb 2010 N	250,000,000	2009/10/02	2010/02/25	62.50
67363	ABN AMRO Bank N.V. – HSI R Bear CBBC Feb 2010 U	250,000,000	2009/10/02	2010/02/25	62.50
67342	BNP Paribas Arbit Issu B.V. – HSI R Bear CBBC Feb 2010 E	300,000,000	2009/10/02	2010/02/25	75.00
67341	BNP Paribas Arbit Issu B.V. – HSI R Bear CBBC Feb 2010 Q	300,000,000	2009/10/02	2010/02/25	75.00
67339	Credit Suisse – A50 China R Bear CBBC Feb 2010 A	100,000,000	2009/10/02	2010/02/22	25.00
67338	Credit Suisse – HKEx R Bear CBBC Feb 2010 E	100,000,000	2009/10/02	2010/02/22	25.00
67323	Credit Suisse – HSI R Bull CBBC Feb 2010 M	200,000,000	2009/10/02	2010/02/25	50.00
67325	Credit Suisse – HSI R Bull CBBC Feb 2010 N	200,000,000	2009/10/02	2010/02/25	50.00
67340	Credit Suisse – HSI R Bear CBBC Feb 2010 O	200,000,000	2009/10/02	2010/02/25	50.00
67358	Deutsche Bank AG – China Mobile R Bull CBBC Mar 2010 B	150,000,000	2009/10/02	2010/03/22	37.50
67359	Deutsche Bank AG – China Mobile R Bull CBBC Apr 2010 A	150,000,000	2009/10/02	2010/04/19	40.50
67360	Deutsche Bank AG – HSI R Bull CBBC Feb 2010 Q	300,000,000	2009/10/02	2010/02/25	75.00
67336	Deutsche Bank AG – HSI R Bear CBBC Feb 2010 B	300,000,000	2009/10/02	2010/02/25	81.00
67335	Deutsche Bank AG – HSI R Bear CBBC Feb 2010 L	300,000,000	2009/10/02	2010/02/25	75.00
67337	Deutsche Bank AG – HSI R Bear CBBC Mar 2010 W	300,000,000	2009/10/02	2010/03/30	90.00
67355	Goldman Sachs SP (Asia) – HSI R Bull CBBC Apr 2010 I	200,000,000	2009/10/02	2010/04/29	50.00
67356	Goldman Sachs SP (Asia) – HSI R Bear CBBC May 2010 J	200,000,000	2009/10/02	2010/05/28	50.00
67357	Goldman Sachs SP (Asia) – HSI R Bear CBBC May 2010 K	200,000,000	2009/10/02	2010/05/28	50.00
67327	KBC Fin Products Int'l Ltd. – HSI R Bull CBBC Jan 2010 U	248,000,000	2009/10/02	2010/01/28	62.00
67343	KBC Fin Products Int'l Ltd. – HSI R Bear CBBC Jan 2010 Q	208,000,000	2009/10/02	2010/01/28	52.00
67345	KBC Fin Products Int'l Ltd. – HSI R Bear CBBC Feb 2010 P	248,000,000	2009/10/02	2010/02/25	62.00
67344	KBC Fin Products Int'l Ltd. – HSI R Bear CBBC Feb 2010 Q	208,000,000	2009/10/02	2010/02/25	52.00
67351	UBS AG – China Mobile R Bear CBBC Feb 2010 N	200,000,000	2009/10/02	2010/02/22	50.00
67349	UBS AG – CC Bank R Bear CBBC Feb 2010 I	100,000,000	2009/10/02	2010/02/22	25.00
67328	UBS AG – China Life R Bull CBBC Feb 2010 W	200,000,000	2009/10/02	2010/02/22	50.00
67350	UBS AG – China Life R Bear CBBC Feb 2010 X	200,000,000	2009/10/02	2010/02/22	50.00
67330	UBS AG – A50 China R Bull CBBC Feb 2010 N	200,000,000	2009/10/02	2010/02/22	50.00
67352	UBS AG – HKEx R Bull CBBC Feb 2010 S	200,000,000	2009/10/02	2010/02/22	50.00
67329	UBS AG – HSBC R Bull CBBC Feb 2010 O	200,000,000	2009/10/02	2010/02/22	50.00
67353	UBS AG – HSBC R Bear CBBC Feb 2010 P	200,000,000	2009/10/02	2010/02/22	50.00
67348	UBS AG – HSCEI R Bear CBBC Feb 2010 K	200,000,000	2009/10/02	2010/02/25	50.00
67331	UBS AG – HSI R Bull CBBC Jan 2010 W	300,000,000	2009/10/02	2010/01/28	75.00
67333	UBS AG – HSI R Bull CBBC Feb 2010 N	300,000,000	2009/10/02	2010/02/25	75.00
67332	UBS AG – HSI R Bull CBBC Feb 2010 S	300,000,000	2009/10/02	2010/02/25	75.00
67334	UBS AG – HSI R Bull CBBC May 2010 Y	400,000,000	2009/10/02	2010/05/28	100.00
67346	UBS AG – HSI R Bear CBBC Feb 2010 Y	300,000,000	2009/10/02	2010/02/25	75.00
67347	UBS AG – HSI R Bear CBBC Mar 2010 I	300,000,000	2009/10/02	2010/03/30	75.00
67354	UBS AG – Shimao R Bear CBBC Feb 2010 E	100,000,000	2009/10/02	2010/02/22	32.50
67379	BNP Paribas Arbit Issu B.V. – HSI R Bull CBBC Mar 2010 S	300,000,000	2009/10/05	2010/03/30	75.00
67378	BNP Paribas Arbit Issu B.V. – HSI R Bull CBBC Mar 2010 T	300,000,000	2009/10/05	2010/03/30	75.00
67380	BNP Paribas Arbit Issu B.V. – HSI R Bear CBBC Feb 2010 H	300,000,000	2009/10/05	2010/02/25	75.00

Main Board Callable Bull/Bear Contracts

Code	Callable Bull / Bear Contracts	No. of issue (units)	Listing date	Expiry	Amount raised (HK\$ mil.)
67382	Credit Suisse – HSI R Bear CBBC Feb 2010 P	200,000,000	2009/10/05	2010/02/25	50.00
67383	Credit Suisse – HSI R Bear CBBC Mar 2010 A	190,000,000	2009/10/05	2010/03/30	47.50
67389	Deutsche Bank AG – HSI R Bull CBBC Apr 2010 T	300,000,000	2009/10/05	2010/04/29	96.00
67390	Deutsche Bank AG – HSI R Bull CBBC Apr 2010 U	300,000,000	2009/10/05	2010/04/29	81.00
67393	Deutsche Bank AG – HSI R Bear CBBC Apr 2010 V	300,000,000	2009/10/05	2010/04/29	78.00
67394	Deutsche Bank AG – HSI R Bear CBBC Apr 2010 W	300,000,000	2009/10/05	2010/04/29	75.00
67391	Goldman Sachs SP (Asia) – HSI R Bull CBBC Apr 2010 J	200,000,000	2009/10/05	2010/04/29	50.00
67388	KBC Fin Products Int'l Ltd. – HSI R Bull CBBC Feb 2010 S	208,000,000	2009/10/05	2010/02/25	52.00
67364	SGA Societe Generale Acceptance N.V. – CCHC R Bear CBBC Jan10L	100,000,000	2009/10/05	2010/01/13	25.00
67365	SGA Societe Generale Acceptance N.V. – CLife R Bear CBBC Jan10Z	100,000,000	2009/10/05	2010/01/20	29.00
67367	SGA Societe Generale Acceptance N.V. – HKEx R Bear CBBC Jan10V	150,000,000	2009/10/05	2010/01/13	37.50
67366	SGA Societe Generale Acceptance NV – HSCEI R Bear CBBC Jan10F	200,000,000	2009/10/05	2010/01/28	50.00
67372	SGA Societe Generale Acceptance N.V. – HSI R Bear CBBC Apr10I	300,000,000	2009/10/05	2010/04/29	75.00
67374	SGA Societe Generale Acceptance N.V. – HSI R Bear CBBC Apr10J	300,000,000	2009/10/05	2010/04/29	75.00
67371	SGA Societe Generale Acceptance N.V. – HSI R Bear CBBC Apr10R	300,000,000	2009/10/05	2010/04/29	75.00
67370	SGA Societe Generale Acceptance N.V. – HSI R Bear CBBC Apr10S	300,000,000	2009/10/05	2010/04/29	75.00
67369	SGA Societe Generale Acceptance N.V. – HSI R Bear CBBC Apr10T	300,000,000	2009/10/05	2010/04/29	75.00
67373	SGA Societe Generale Acceptance N.V. – HSI R Bear CBBC Apr10Y	300,000,000	2009/10/05	2010/04/29	75.00
67368	SGA Societe Generale Acceptance NV – JiangC R Bear CBBC Jan10L	50,000,000	2009/10/05	2010/01/20	15.00
67386	UBS AG – China Mobile R Bear CBBC Feb 2010 O	200,000,000	2009/10/05	2010/02/22	50.00
67375	UBS AG – China Tel R Bull CBBC Feb 2010 D	100,000,000	2009/10/05	2010/02/22	25.00
67376	UBS AG – China Tel R Bull CBBC Feb 2010 E	100,000,000	2009/10/05	2010/02/22	25.00
67381	UBS AG – China Tel R Bear CBBC Feb 2010 F	100,000,000	2009/10/05	2010/02/22	25.00
67387	UBS AG – HKEx R Bear CBBC Feb 2010 T	200,000,000	2009/10/05	2010/02/22	50.00
67377	UBS AG – HSI R Bull CBBC Feb 2010 X	300,000,000	2009/10/05	2010/02/25	75.00
67384	UBS AG – HSI R Bear CBBC Jan 2010 X	300,000,000	2009/10/05	2010/01/28	75.00
67385	UBS AG – HSI R Bear CBBC Mar 2010 H	300,000,000	2009/10/05	2010/03/30	75.00
67165#	UBS AG – HSI R Bear CBBC Dec 2009 I	200,000,000	2009/10/05	2009/12/30	24.60
67421	ABN AMRO Bank N.V. – HSI R Bear CBBC Feb 2010 H	250,000,000	2009/10/06	2010/02/25	73.25
67420	ABN AMRO Bank N.V. – HSI R Bear CBBC Feb 2010 J	250,000,000	2009/10/06	2010/02/25	76.25
67419	ABN AMRO Bank N.V. – HSI R Bear CBBC Feb 2010 M	250,000,000	2009/10/06	2010/02/25	73.50
67412	Credit Suisse – China Mobile R Bear CBBC Feb 2010 E	100,000,000	2009/10/06	2010/02/22	25.00
67399	Credit Suisse – HSI R Bull CBBC Feb 2010 Q	200,000,000	2009/10/06	2010/02/25	50.00
67413	Credit Suisse – HSI R Bear CBBC Feb 2010 R	200,000,000	2009/10/06	2010/02/25	50.00
67406	Deutsche Bank AG – A50 China R Bear CBBC Mar 2010 C	150,000,000	2009/10/06	2010/03/29	39.00
67405	Deutsche Bank AG – HKEx R Bear CBBC Mar 2010 D	150,000,000	2009/10/06	2010/03/29	37.50
67422	Deutsche Bank AG – HSI R Bull CBBC Apr 2010 X	300,000,000	2009/10/06	2010/04/29	96.00
67403	Deutsche Bank AG – HSI R Bear CBBC Mar 2010 J	300,000,000	2009/10/06	2010/03/30	75.00
67404	Deutsche Bank AG – HSI R Bear CBBC Mar 2010 P	300,000,000	2009/10/06	2010/03/30	78.00
67426	Deutsche Bank AG – HSI R Bear CBBC Apr 2010 Y	300,000,000	2009/10/06	2010/04/29	75.00
67423	Deutsche Bank AG – HSI R Bear CBBC May 2010 F	300,000,000	2009/10/06	2010/05/28	75.00
67424	Goldman Sachs SP (Asia) – HSI R Bear CBBC Apr 2010 L	200,000,000	2009/10/06	2010/04/29	50.00
67425	Goldman Sachs SP (Asia) – HSI R Bear CBBC May 2010 L	200,000,000	2009/10/06	2010/05/28	50.00
67427	Goldman Sachs SP (Asia) – HSI R Bear CBBC May 2010 M	200,000,000	2009/10/06	2010/05/28	50.00
67407	KBC Fin Products Int'l Ltd. – HSI R Bull CBBC Feb 2010 T	248,000,000	2009/10/06	2010/02/25	62.00

Main Board Callable Bull/Bear Contracts

Code	Callable Bull / Bear Contracts	No. of issue (units)	Listing date	Expiry	Amount raised (HK\$ mil.)
67415	KBC Fin Products Int'l Ltd. – HSI R Bear CBBC Feb 2010 O	248,000,000	2009/10/06	2010/02/25	62.00
67414	KBC Fin Products Int'l Ltd. – HSI R Bear CBBC Feb 2010 U	208,000,000	2009/10/06	2010/02/25	52.00
67400	SGA Societe Generale Acceptance N.V. – HSI R Bear CBBC May10F	300,000,000	2009/10/06	2010/05/28	75.00
67401	SGA Societe Generale Acceptance N.V. – HSI R Bear CBBC May10G	300,000,000	2009/10/06	2010/05/28	75.00
67402	SGA Societe Generale Acceptance N.V. – HSI R Bear CBBC May10H	300,000,000	2009/10/06	2010/05/28	75.00
67396	UBS AG – China Mobile R Bull CBBC Feb 2010 P	200,000,000	2009/10/06	2010/02/22	50.00
67409	UBS AG – China Mobile R Bear CBBC Feb 2010 Q	200,000,000	2009/10/06	2010/02/22	50.00
67397	UBS AG – China Life R Bull CBBC Feb 2010 Y	200,000,000	2009/10/06	2010/02/22	50.00
67408	UBS AG – China Life R Bear CBBC Feb 2010 Z	200,000,000	2009/10/06	2010/02/22	50.00
67411	UBS AG – A50 China R Bear CBBC Feb 2010 O	200,000,000	2009/10/06	2010/02/22	50.00
67398	UBS AG – HKEx R Bull CBBC Feb 2010 U	200,000,000	2009/10/06	2010/02/22	50.00
67410	UBS AG – HKEx R Bear CBBC Feb 2010 V	200,000,000	2009/10/06	2010/02/22	50.00
67392	UBS AG – HSI R Bull CBBC Mar 2010 Y	300,000,000	2009/10/06	2010/03/30	75.00
67395	UBS AG – HSI R Bull CBBC May 2010 Z	300,000,000	2009/10/06	2010/05/28	75.00
67416	UBS AG – HSI R Bear CBBC Mar 2010 O	300,000,000	2009/10/06	2010/03/30	75.00
67417	UBS AG – HSI R Bear CBBC Mar 2010 U	300,000,000	2009/10/06	2010/03/30	75.00
67418	UBS AG – HSI R Bear CBBC May 2010 Q	400,000,000	2009/10/06	2010/05/28	100.00
67440	BNP Paribas Arbit Issu B.V. – HSI R Bull CBBC Apr 2010 C	300,000,000	2009/10/07	2010/04/29	75.00
67441	Deutsche Bank AG – China Life R Bear CBBC Mar 2010 E	150,000,000	2009/10/07	2010/03/29	60.00
67432	Deutsche Bank AG – HSI R Bull CBBC Feb 2010 K	300,000,000	2009/10/07	2010/02/25	75.00
67439	Goldman Sachs SP (Asia) – HSI R Bull CBBC May 2010 N	200,000,000	2009/10/07	2010/05/28	50.00
67437	UBS AG – HSBC R Bull CBBC Feb 2010 Q	200,000,000	2009/10/07	2010/02/22	50.00
67433	UBS AG – HSI R Bull CBBC Mar 2010 B	300,000,000	2009/10/07	2010/03/30	75.00
67435	UBS AG – HSI R Bull CBBC Apr 2010 L	300,000,000	2009/10/07	2010/04/29	75.00
67434	UBS AG – HSI R Bull CBBC Apr 2010 R	300,000,000	2009/10/07	2010/04/29	75.00
67436	UBS AG – HSI R Bull CBBC May 2010 I	400,000,000	2009/10/07	2010/05/28	100.00
67431	UBS AG – HSI R Bear CBBC Mar 2010 V	300,000,000	2009/10/07	2010/03/30	75.00
67428	UBS AG – HSI R Bear CBBC Apr 2010 Q	300,000,000	2009/10/07	2010/04/29	75.00
67430	UBS AG – HSI R Bear CBBC Apr 2010 T	300,000,000	2009/10/07	2010/04/29	75.00
67429	UBS AG – HSI R Bear CBBC Apr 2010 X	300,000,000	2009/10/07	2010/04/29	75.00
67438	UBS AG – Jiangxi Copper R Bear CBBC Feb 2010 I	100,000,000	2009/10/07	2010/02/22	30.50
67449	Deutsche Bank AG – HSI R Bull CBBC Feb 2010 X	300,000,000	2009/10/08	2010/02/25	78.00
67453	Deutsche Bank AG – HSI R Bear CBBC Feb 2010 Y	300,000,000	2009/10/08	2010/02/25	75.00
67442	SGA Societe Generale Acceptance N.V. – CMob R Bull CBBC Jan10T	300,000,000	2009/10/08	2010/01/13	75.00
67446	SGA Societe Generale Acceptance N.V. – CMob R Bear CBBC Jan10U	300,000,000	2009/10/08	2010/01/13	75.00
67447	SGA Societe Generale Acceptance N.V. – CMob R Bear CBBC Jan10V	300,000,000	2009/10/08	2010/01/13	75.00
67448	SGA Societe Generale Acceptance N.V. – CMob R Bear CBBC Jan10W	300,000,000	2009/10/08	2010/01/13	75.00
67445	SGA Societe Generale Acceptance N.V. – A50 R Bear CBBC Jan10O	150,000,000	2009/10/08	2010/01/20	37.50
67444	SGA Societe Generale Acceptance N.V. – A50 R Bear CBBC Jan10R	150,000,000	2009/10/08	2010/01/20	37.50
67443	SGA Societe Generale Acceptance NV – HSCEI R Bear CBBC Feb10A	200,000,000	2009/10/08	2010/02/25	50.00
67451	UBS AG – HSI R Bull CBBC Jan 2010 S	300,000,000	2009/10/08	2010/01/28	75.00
67450	UBS AG – HSI R Bull CBBC Jan 2010 T	300,000,000	2009/10/08	2010/01/28	75.00
67492	ABN AMRO Bank N.V. – A50 China R Bear CBBC Feb 2010 A	80,000,000	2009/10/09	2010/02/08	20.00
67491	ABN AMRO Bank N.V. – HSI R Bear CBBC Feb 2010 L	250,000,000	2009/10/09	2010/02/25	62.50
67469	BNP Paribas Arbit Issu B.V. – HSI R Bull CBBC Apr 2010 D	300,000,000	2009/10/09	2010/04/29	75.00

Main Board Callable Bull/Bear Contracts

Code	Callable Bull / Bear Contracts	No. of issue (units)	Listing date	Expiry	Amount raised (HK\$ mil.)
67470	BNP Paribas Arbit Issu B.V. – HSI R Bull CBBC Apr 2010 E	300,000,000	2009/10/09	2010/04/29	75.00
67471	BNP Paribas Arbit Issu B.V. – HSI R Bear CBBC Mar 2010 K	300,000,000	2009/10/09	2010/03/30	75.00
67474	BNP Paribas Arbit Issu B.V. – HSI R Bear CBBC Apr 2010 F	300,000,000	2009/10/09	2010/04/29	75.00
67475	BNP Paribas Arbit Issu B.V. – HSI R Bear CBBC Apr 2010 G	300,000,000	2009/10/09	2010/04/29	75.00
67480	Credit Suisse – China Mobile R Bull CBBC Feb 2010 F	100,000,000	2009/10/09	2010/02/22	25.00
67484	Credit Suisse – China Mobile R Bear CBBC Feb 2010 G	100,000,000	2009/10/09	2010/02/22	25.00
67481	Credit Suisse – China Life R Bear CBBC Feb 2010 B	100,000,000	2009/10/09	2010/02/22	30.00
67482	Credit Suisse – HKEx R Bear CBBC Feb 2010 F	100,000,000	2009/10/09	2010/02/22	25.00
67452	Credit Suisse – HSI R Bull CBBC Feb 2010 S	200,000,000	2009/10/09	2010/02/25	50.00
67483	Credit Suisse – HSI R Bear CBBC Feb 2010 T	200,000,000	2009/10/09	2010/02/25	50.00
67472	Deutsche Bank AG – China Life R Bear CBBC Mar 2010 F	150,000,000	2009/10/09	2010/03/29	61.50
67476	Deutsche Bank AG – CNOOC R Bear CBBC Apr 2010 A	150,000,000	2009/10/09	2010/04/19	49.50
67473	Deutsche Bank AG – Sinopec Corp R Bear CBBC Apr 2010 A	150,000,000	2009/10/09	2010/04/19	39.00
67493	Deutsche Bank AG – HSI R Bull CBBC Jan 2010 Q	300,000,000	2009/10/09	2010/01/28	96.00
67457	Deutsche Bank AG – HSI R Bull CBBC Mar 2010 Q	300,000,000	2009/10/09	2010/03/30	75.00
67494	Deutsche Bank AG – HSI R Bear CBBC Jan 2010 O	300,000,000	2009/10/09	2010/01/28	75.00
67477	Deutsche Bank AG – HSI R Bear CBBC Feb 2010 C	300,000,000	2009/10/09	2010/02/25	75.00
67478	Deutsche Bank AG – ICBC R Bear CBBC Apr 2010 A	150,000,000	2009/10/09	2010/04/19	37.50
67479	Deutsche Bank AG – Petrochina R Bear CBBC Apr 2010 A	150,000,000	2009/10/09	2010/04/19	39.00
67509	Goldman Sachs SP (Asia) – HSI R Bear CBBC Apr 2010 K	200,000,000	2009/10/09	2010/04/29	50.00
67487	KBC Fin Products Int'l Ltd. – Ch Life R Bear CBBC Jan 2010 D	148,000,000	2009/10/09	2010/01/15	93.24
67486	KBC Fin Products Int'l Ltd. – HSBC R Bull CBBC Feb 2010 D	188,000,000	2009/10/09	2010/02/08	47.00
67488	KBC Fin Products Int'l Ltd. – HSCEI R Bear CBBC Mar 2010 B	248,000,000	2009/10/09	2010/03/30	62.00
67490	KBC Fin Products Int'l Ltd. – HSI R Bear CBBC Feb 2010 W	208,000,000	2009/10/09	2010/02/25	52.00
67454	CC Rabobank B.A. – HSI R Bear CBBC Apr 2010 C	180,000,000	2009/10/09	2010/04/29	45.00
67455	CC Rabobank B.A. – HSI R Bear CBBC Apr 2010 E	180,000,000	2009/10/09	2010/04/29	45.00
67456	CC Rabobank B.A. – HSI R Bear CBBC Apr 2010 F	180,000,000	2009/10/09	2010/04/29	45.00
67495	UBS AG – CHALCO R Bull CBBC Feb 2010 P	100,000,000	2009/10/09	2010/02/22	25.00
67503	UBS AG – CHALCO R Bear CBBC Feb 2010 Q	100,000,000	2009/10/09	2010/02/22	25.00
67465	UBS AG – China Mobile R Bull CBBC Feb 2010 R	200,000,000	2009/10/09	2010/02/22	50.00
67505	UBS AG – China Mobile R Bear CBBC Feb 2010 S	200,000,000	2009/10/09	2010/02/22	50.00
67497	UBS AG – COVS R Bull CBBC Feb 2010 G	100,000,000	2009/10/09	2010/02/22	38.50
67506	UBS AG – COVS R Bear CBBC Feb 2010 H	100,000,000	2009/10/09	2010/02/22	32.50
67463	UBS AG – CCHC R Bull CBBC Feb 2010 I	100,000,000	2009/10/09	2010/02/22	25.00
67496	UBS AG – CCHC R Bull CBBC Mar 2010 I	100,000,000	2009/10/09	2010/03/15	43.00
67464	UBS AG – China Life R Bull CBBC Feb 2010 B	200,000,000	2009/10/09	2010/02/22	50.00
67504	UBS AG – China Life R Bear CBBC Feb 2010 D	200,000,000	2009/10/09	2010/02/22	50.00
67485	UBS AG – Sinopec Corp R Bull CBBC Feb 2010 H	100,000,000	2009/10/09	2010/02/22	25.00
67489	UBS AG – Sinopec Corp R Bear CBBC Feb 2010 I	100,000,000	2009/10/09	2010/02/22	25.00
67468	UBS AG – A50 China R Bull CBBC Feb 2010 P	200,000,000	2009/10/09	2010/02/22	50.00
67498	UBS AG – R&F R Bull CBBC Feb 2010 A	100,000,000	2009/10/09	2010/02/22	45.50
67507	UBS AG – R&F R Bear CBBC Feb 2010 B	100,000,000	2009/10/09	2010/02/22	35.00
67466	UBS AG – HKEx R Bull CBBC Feb 2010 W	200,000,000	2009/10/09	2010/02/22	50.00
67467	UBS AG – HSBC R Bull CBBC Feb 2010 R	200,000,000	2009/10/09	2010/02/22	50.00
67458	UBS AG – HSCEI R Bull CBBC Feb 2010 G	200,000,000	2009/10/09	2010/02/25	50.00

Main Board Callable Bull/Bear Contracts

Code	Callable Bull / Bear Contracts	No. of issue (units)	Listing date	Expiry	Amount raised (HK\$ mil.)
67499	UBS AG – HSCEI R Bear CBBC Feb 2010 S	200,000,000	2009/10/09	2010/02/25	50.00
67460	UBS AG – HSI R Bull CBBC Jan 2010 M	300,000,000	2009/10/09	2010/01/28	75.00
67459	UBS AG – HSI R Bull CBBC Jan 2010 N	300,000,000	2009/10/09	2010/01/28	75.00
67462	UBS AG – HSI R Bull CBBC Feb 2010 C	300,000,000	2009/10/09	2010/02/25	75.00
67500	UBS AG – HSI R Bear CBBC Jan 2010 F	300,000,000	2009/10/09	2010/01/28	75.00
67501	UBS AG – HSI R Bear CBBC Feb 2010 B	300,000,000	2009/10/09	2010/02/25	75.00
67502	UBS AG – HSI R Bear CBBC Jun 2010 G	400,000,000	2009/10/09	2010/06/29	100.00
67508	UBS AG – Ping An R Bear CBBC Feb 2010 H	100,000,000	2009/10/09	2010/02/22	25.00
67513	Credit Suisse – China Mobile R Bear CBBC Feb 2010 H	100,000,000	2009/10/12	2010/02/22	25.00
67514	Credit Suisse – HKEx R Bear CBBC Feb 2010 G	100,000,000	2009/10/12	2010/02/22	25.00
67515	Credit Suisse – HSBC R Bear CBBC Feb 2010 D	100,000,000	2009/10/12	2010/02/22	25.00
67524	Deutsche Bank AG – HSI R Bull CBBC Feb 2010 P	300,000,000	2009/10/12	2010/02/25	75.00
67517	Deutsche Bank AG – HSI R Bear CBBC Feb 2010 H	300,000,000	2009/10/12	2010/02/25	75.00
67525	Goldman Sachs SP (Asia) – HSI R Bull CBBC May 2010 O	200,000,000	2009/10/12	2010/05/28	50.00
67511	SGA Societe Generale Acceptance N.V. – CMob R Bull CBBC Jan10X	300,000,000	2009/10/12	2010/01/13	75.00
67516	SGA Societe Generale Acceptance N.V. – CMob R Bull CBBC Jan10Y	300,000,000	2009/10/12	2010/01/13	75.00
67510	SGA Societe Generale Acceptance N.V. – CLife R Bear CBBC Jan10A	100,000,000	2009/10/12	2010/01/20	35.00
67512	SGA Societe Generale Acceptance N.V. – HKEx R Bear CBBC Jan10W	150,000,000	2009/10/12	2010/01/13	37.50
67520	UBS AG – China Tel R Bull CBBC Feb 2010 G	100,000,000	2009/10/12	2010/02/22	25.00
67521	UBS AG – HKEx R Bear CBBC Feb 2010 X	200,000,000	2009/10/12	2010/02/22	50.00
67519	UBS AG – HSI R Bull CBBC Jan 2010 E	300,000,000	2009/10/12	2010/01/28	75.00
67523	UBS AG – HSI R Bull CBBC Feb 2010 S	300,000,000	2009/10/12	2010/02/25	75.00
67518	UBS AG – HSI R Bull CBBC Apr 2010 K	300,000,000	2009/10/12	2010/04/29	75.00
67522	UBS AG – HSI R Bear CBBC Apr 2010 C	300,000,000	2009/10/12	2010/04/29	75.00
67537	ABN AMRO Bank N.V. – HSI R Bull CBBC Feb 2010 G	250,000,000	2009/10/13	2010/02/25	62.50
67536	Credit Suisse – HSI R Bull CBBC Feb 2010 U	200,000,000	2009/10/13	2010/02/25	50.00
67538	Deutsche Bank AG – HSI R Bull CBBC Mar 2010 G	300,000,000	2009/10/13	2010/03/30	75.00
67533	Deutsche Bank AG – HSI R Bear CBBC Mar 2010 I	300,000,000	2009/10/13	2010/03/30	75.00
67539	Goldman Sachs SP (Asia) – HSI R Bull CBBC Apr 2010 P	200,000,000	2009/10/13	2010/04/29	50.00
67534	KBC Fin Products Int'l Ltd. – HSI R Bull CBBC Jan 2010 P	248,000,000	2009/10/13	2010/01/28	62.00
67535	KBC Fin Products Int'l Ltd. – HSI R Bull CBBC Feb 2010 H	208,000,000	2009/10/13	2010/02/25	52.00
67528	UBS AG – China Tel R Bull CBBC Feb 2010 H	100,000,000	2009/10/13	2010/02/22	25.00
67527	UBS AG – China Life R Bear CBBC Feb 2010 E	200,000,000	2009/10/13	2010/02/22	50.00
67532	UBS AG – A50 China R Bull CBBC Feb 2010 Q	200,000,000	2009/10/13	2010/02/22	50.00
67526	UBS AG – HSI R Bull CBBC Apr 2010 Z	300,000,000	2009/10/13	2010/04/29	75.00
67530	UBS AG – HSI R Bear CBBC Mar 2010 A	300,000,000	2009/10/13	2010/03/30	75.00
67531	UBS AG – HSI R Bear CBBC Apr 2010 A	300,000,000	2009/10/13	2010/04/29	75.00
67529	UBS AG – Hutchison R Bull CBBC Feb 2010 E	100,000,000	2009/10/13	2010/02/22	25.00
67592	ABN AMRO Bank N.V. – HSCEI R Bull CBBC Feb 2010 E	250,000,000	2009/10/14	2010/02/25	62.50
67591	ABN AMRO Bank N.V. – HSI R Bull CBBC Feb 2010 B	250,000,000	2009/10/14	2010/02/25	62.50
67590	ABN AMRO Bank N.V. – HSI R Bull CBBC Feb 2010 F	250,000,000	2009/10/14	2010/02/25	62.50
67595	ABN AMRO Bank N.V. – HSI R Bear CBBC Feb 2010 M	250,000,000	2009/10/14	2010/02/25	62.50
67589	BNP Paribas Arbit Issu B.V. – HSI R Bull CBBC Apr 2010 H	300,000,000	2009/10/14	2010/04/29	75.00
67574	Credit Suisse – China Life R Bull CBBC Feb 2010 C	100,000,000	2009/10/14	2010/02/22	31.50
67576	Credit Suisse – A50 China R Bull CBBC Feb 2010 B	100,000,000	2009/10/14	2010/02/22	25.00

Main Board Callable Bull/Bear Contracts

Code	Callable Bull / Bear Contracts	No. of issue (units)	Listing date	Expiry	Amount raised (HK\$ mil.)
67575	Credit Suisse – HKEX R Bull CBBC Feb 2010 H	100,000,000	2009/10/14	2010/02/22	25.00
67573	Credit Suisse – HSI R Bull CBBC Feb 2010 W	200,000,000	2009/10/14	2010/02/25	50.00
67559	Credit Suisse – HSI R Bear CBBC Feb 2010 V	200,000,000	2009/10/14	2010/02/25	50.00
67577	Credit Suisse – HSI R Bear CBBC Feb 2010 X	200,000,000	2009/10/14	2010/02/25	50.00
67571	Deutsche Bank AG – HSI R Bull CBBC Mar 2010 D	300,000,000	2009/10/14	2010/03/30	75.00
67570	Deutsche Bank AG – HSI R Bull CBBC Mar 2010 O	300,000,000	2009/10/14	2010/03/30	78.00
67588	Deutsche Bank AG – HSI R Bear CBBC Jan 2010 X	300,000,000	2009/10/14	2010/01/28	75.00
67572	Deutsche Bank AG – HSI R Bear CBBC Feb 2010 O	300,000,000	2009/10/14	2010/02/25	81.00
67560	Deutsche Bank AG – HSI R Bear CBBC Feb 2010 T	300,000,000	2009/10/14	2010/02/25	75.00
67561	Deutsche Bank AG – HSI R Bear CBBC Mar 2010 C	300,000,000	2009/10/14	2010/03/30	75.00
67593	Goldman Sachs SP (Asia) – HSI R Bull CBBC May 2010 P	200,000,000	2009/10/14	2010/05/28	50.00
67594	Goldman Sachs SP (Asia) – HSI R Bull CBBC May 2010 Q	200,000,000	2009/10/14	2010/05/28	50.00
67540	HK Bank – HSI R Bear CBBC Jun 2010 L	180,000,000	2009/10/14	2010/06/29	45.00
67541	HK Bank – HSI R Bear CBBC Jun 2010 M	180,000,000	2009/10/14	2010/06/29	45.00
67579	KBC Fin Products Int'l Ltd. – A50 China R Bull CBBC Jan 10 M	188,000,000	2009/10/14	2010/01/18	47.00
67580	KBC Fin Products Int'l Ltd. – HSI R Bull CBBC Feb 2010 G	208,000,000	2009/10/14	2010/02/25	52.00
67581	KBC Fin Products Int'l Ltd. – HSI R Bull CBBC Mar 2010 V	248,000,000	2009/10/14	2010/03/30	62.00
67578	KBC Fin Products Int'l Ltd. – Jiangxi C R Bull CBBC Mar 10 A	100,000,000	2009/10/14	2010/03/01	31.00
67564	CC Rabobank B.A. – HSI R Bull CBBC Apr 2010 J	200,000,000	2009/10/14	2010/04/29	50.00
67563	CC Rabobank B.A. – HSI R Bull CBBC Apr 2010 K	200,000,000	2009/10/14	2010/04/29	50.00
67562	CC Rabobank B.A. – HSI R Bull CBBC Apr 2010 L	200,000,000	2009/10/14	2010/04/29	50.00
67568	CC Rabobank B.A. – HSI R Bear CBBC Apr 2010 G	200,000,000	2009/10/14	2010/04/29	50.00
67569	CC Rabobank B.A. – HSI R Bear CBBC Apr 2010 W	200,000,000	2009/10/14	2010/04/29	50.00
67542	SGA Societe Generale Acceptance N.V. – HSI R Bull CBBC May10I	300,000,000	2009/10/14	2010/05/28	75.00
67543	SGA Societe Generale Acceptance N.V. – HSI R Bull CBBC May10J	300,000,000	2009/10/14	2010/05/28	75.00
67544	SGA Societe Generale Acceptance N.V. – HSI R Bull CBBC May10K	300,000,000	2009/10/14	2010/05/28	75.00
67565	SGA Societe Generale Acceptance N.V. – HSI R Bull CBBC May10M	300,000,000	2009/10/14	2010/05/28	75.00
67566	SGA Societe Generale Acceptance N.V. – HSI R Bull CBBC May10N	300,000,000	2009/10/14	2010/05/28	75.00
67567	SGA Societe Generale Acceptance N.V. – HSI R Bull CBBC May10O	300,000,000	2009/10/14	2010/05/28	75.00
67546	SGA Societe Generale Acceptance N.V. – HSI R Bear CBBC May10L	300,000,000	2009/10/14	2010/05/28	75.00
67545	UBS AG – CHALCO R Bull CBBC Feb 2010 R	100,000,000	2009/10/14	2010/02/22	25.00
67585	UBS AG – China Mobile R Bull CBBC Feb 2010 U	200,000,000	2009/10/14	2010/02/22	50.00
67555	UBS AG – China Mobile R Bear CBBC Feb 2010 T	200,000,000	2009/10/14	2010/02/22	50.00
67548	UBS AG – CCHC R Bull CBBC Feb 2010 J	100,000,000	2009/10/14	2010/02/22	25.00
67547	UBS AG – Cheung Kong R Bull CBBC Feb 2010 N	100,000,000	2009/10/14	2010/02/22	25.00
67584	UBS AG – China Life R Bull CBBC Feb 2010 F	200,000,000	2009/10/14	2010/02/22	50.00
67549	UBS AG – China Life R Bull CBBC Feb 2010 K	200,000,000	2009/10/14	2010/02/22	50.00
67554	UBS AG – China Life R Bear CBBC Feb 2010 L	200,000,000	2009/10/14	2010/02/22	50.00
67550	UBS AG – CNOOC R Bull CBBC Feb 2010 H	100,000,000	2009/10/14	2010/02/22	25.00
67586	UBS AG – HKEX R Bull CBBC Feb 2010 Z	200,000,000	2009/10/14	2010/02/22	50.00
67556	UBS AG – HKEX R Bear CBBC Feb 2010 Y	200,000,000	2009/10/14	2010/02/22	50.00
67582	UBS AG – HSI R Bull CBBC Jan 2010 X	300,000,000	2009/10/14	2010/01/28	75.00
67583	UBS AG – HSI R Bull CBBC Feb 2010 N	300,000,000	2009/10/14	2010/02/25	75.00
67557	UBS AG – HSI R Bear CBBC Jan 2010 B	300,000,000	2009/10/14	2010/01/28	75.00
67558	UBS AG – HSI R Bear CBBC Jan 2010 W	300,000,000	2009/10/14	2010/01/28	75.00

Main Board Callable Bull/Bear Contracts

Code	Callable Bull / Bear Contracts	No. of issue (units)	Listing date	Expiry	Amount raised (HK\$ mil.)
67587	UBS AG – HSI R Bear CBBC Feb 2010 X	300,000,000	2009/10/14	2010/02/25	75.00
67551	UBS AG – Jiangxi Copper R Bull CBBC Feb 2010 J	100,000,000	2009/10/14	2010/02/22	25.00
67552	UBS AG – Petrochina R Bull CBBC Feb 2010 H	100,000,000	2009/10/14	2010/02/22	25.00
67553	UBS AG – SHK Ppt R Bull CBBC Feb 2010 U	100,000,000	2009/10/14	2010/02/22	25.00
67629	ABN AMRO Bank N.V. – HSI R Bull CBBC Feb 2010 N	250,000,000	2009/10/15	2010/02/25	62.50
67597	BOCI Asia Ltd. – HSI R Bull CBBC Feb 2010 A	200,000,000	2009/10/15	2010/02/25	50.00
67601	BOCI Asia Ltd. – HSI R Bear CBBC Feb 2010 B	200,000,000	2009/10/15	2010/02/25	50.00
67602	Credit Suisse – China Mobile R Bull CBBC Feb 2010 I	100,000,000	2009/10/15	2010/02/22	25.00
67611	Credit Suisse – HSI R Bull CBBC Feb 2010 Z	200,000,000	2009/10/15	2010/02/25	50.00
67603	Credit Suisse – HSI R Bear CBBC Feb 2010 Y	200,000,000	2009/10/15	2010/02/25	50.00
67598	Deutsche Bank AG – China Life R Bull CBBC Apr 2010 A	150,000,000	2009/10/15	2010/04/12	60.00
67599	Deutsche Bank AG – China Life R Bull CBBC Apr 2010 B	150,000,000	2009/10/15	2010/04/12	43.50
67613	Deutsche Bank AG – CNOOC R Bear CBBC Apr 2010 B	150,000,000	2009/10/15	2010/04/19	37.50
67600	Deutsche Bank AG – HSI R Bull CBBC Mar 2010 A	300,000,000	2009/10/15	2010/03/30	75.00
67604	Deutsche Bank AG – HSI R Bear CBBC Feb 2010 N	300,000,000	2009/10/15	2010/02/25	75.00
67614	Deutsche Bank AG – Petrochina R Bull CBBC Apr 2010 B	150,000,000	2009/10/15	2010/04/19	42.00
67612	Goldman Sachs SP (Asia) – HSI R Bull CBBC May 2010 R	200,000,000	2009/10/15	2010/05/28	50.00
67596	HK Bank – HSI R Bull CBBC Jul 2010 A	160,000,000	2009/10/15	2010/07/29	40.00
67609	KBC Fin Products Int'l Ltd. – CCHC R Bull CBBC Feb 2010 B	98,000,000	2009/10/15	2010/02/18	24.50
67610	KBC Fin Products Int'l Ltd. – HSI R Bull CBBC Mar 2010 W	248,000,000	2009/10/15	2010/03/30	62.00
67615	UBS AG – BOCL R Bull CBBC Feb 2010 I	200,000,000	2009/10/15	2010/02/22	50.00
67616	UBS AG – BankComm R Bull CBBC Feb 2010 E	200,000,000	2009/10/15	2010/02/22	50.00
67618	UBS AG – China Tel R Bull CBBC Feb 2010 I	100,000,000	2009/10/15	2010/02/22	26.50
67617	UBS AG – CC Bank R Bull CBBC Feb 2010 J	200,000,000	2009/10/15	2010/02/22	50.00
67606	UBS AG – A50 China R Bear CBBC Feb 2010 R	200,000,000	2009/10/15	2010/02/22	50.00
67619	UBS AG – R&F R Bull CBBC Feb 2010 C	200,000,000	2009/10/15	2010/02/22	65.00
67605	UBS AG – HSBC R Bear CBBC Feb 2010 S	200,000,000	2009/10/15	2010/02/22	50.00
67623	UBS AG – HSCEI R Bull CBBC Feb 2010 Q	200,000,000	2009/10/15	2010/02/25	50.00
67625	UBS AG – HSI R Bull CBBC Mar 2010 O	300,000,000	2009/10/15	2010/03/30	75.00
67626	UBS AG – HSI R Bull CBBC Mar 2010 V	300,000,000	2009/10/15	2010/03/30	75.00
67624	UBS AG – HSI R Bull CBBC Mar 2010 Y	300,000,000	2009/10/15	2010/03/30	75.00
67607	UBS AG – HSI R Bear CBBC Feb 2010 Y	300,000,000	2009/10/15	2010/02/25	75.00
67608	UBS AG – HSI R Bear CBBC Mar 2010 R	300,000,000	2009/10/15	2010/03/30	75.00
67627	UBS AG – HSI R Bear CBBC Oct 2010 A	300,000,000	2009/10/15	2010/10/28	76.50
67628	UBS AG – HSI R Bear CBBC Oct 2010 B	400,000,000	2009/10/15	2010/10/28	100.00
67620	UBS AG – ICBC R Bull CBBC Feb 2010 G	200,000,000	2009/10/15	2010/02/22	50.00
67622	UBS AG – SHK Ppt R Bull CBBC Feb 2010 V	100,000,000	2009/10/15	2010/02/22	25.00
67621	UBS AG – Shimao R Bull CBBC Feb 2010 F	200,000,000	2009/10/15	2010/02/22	61.00
66850 [#]	SGA Societe Generale Acceptance N.V. – HSI R Bull CBBC Mar10D	300,000,000	2009/10/15	2010/03/30	51.90
67653	BNP Paribas Arbit Issu B.V. – HSI R Bull CBBC Mar 2010 E	300,000,000	2009/10/16	2010/03/30	75.00
67649	Credit Suisse – HSI R Bull CBBC Feb 2010 K	200,000,000	2009/10/16	2010/02/25	50.00
67650	Credit Suisse – HSI R Bull CBBC Mar 2010 B	190,000,000	2009/10/16	2010/03/30	47.50
67648	Deutsche Bank AG – HSI R Bull CBBC Feb 2010 I	300,000,000	2009/10/16	2010/02/25	75.00
67651	Deutsche Bank AG – HSI R Bull CBBC Feb 2010 Q	300,000,000	2009/10/16	2010/02/25	75.00
67655	Deutsche Bank AG – HSI R Bear CBBC Feb 2010 L	300,000,000	2009/10/16	2010/02/25	75.00

Main Board Callable Bull/Bear Contracts

Code	Callable Bull / Bear Contracts	No. of issue (units)	Listing date	Expiry	Amount raised (HK\$ mil.)
67652	Deutsche Bank AG – HSI R Bear CBBC Mar 2010 F	300,000,000	2009/10/16	2010/03/30	129.00
67654	KBC Fin Products Int'l Ltd. – HSI R Bull CBBC Feb 2010 X	208,000,000	2009/10/16	2010/02/25	52.00
67638	SGA Societe Generale Acceptance N.V. – CLife R Bull CBBC Jan10E	100,000,000	2009/10/16	2010/01/20	40.00
67646	SGA Societe Generale Acceptance N.V. – A50 R Bull CBBC Jan10N	150,000,000	2009/10/16	2010/01/20	37.50
67641	SGA Societe Generale Acceptance N.V. – HKEx R Bull CBBC Mar10A	150,000,000	2009/10/16	2010/03/10	37.50
67642	SGA Societe Generale Acceptance N.V. – HKEx R Bull CBBC Mar10B	150,000,000	2009/10/16	2010/03/10	37.50
67644	SGA Societe Generale Acceptance N.V. – HSBC R Bull CBBC Jan10P	300,000,000	2009/10/16	2010/01/20	75.00
67645	SGA Societe Generale Acceptance N.V. – HSBC R Bear CBBC Apr10A	300,000,000	2009/10/16	2010/04/28	75.00
67639	SGA Societe Generale Acceptance NV – HSCEI R Bull CBBC Feb10B	200,000,000	2009/10/16	2010/02/25	56.00
67640	SGA Societe Generale Acceptance NV – HSCEI R Bull CBBC Feb10C	200,000,000	2009/10/16	2010/02/25	50.00
67643	SGA Societe Generale Acceptance NV – HSCEI R Bear CBBC Feb10D	200,000,000	2009/10/16	2010/02/25	50.00
67630	SGA Societe Generale Acceptance N.V. – HSI R Bull CBBC May10P	300,000,000	2009/10/16	2010/05/28	75.00
67631	SGA Societe Generale Acceptance N.V. – HSI R Bull CBBC May10Q	300,000,000	2009/10/16	2010/05/28	75.00
67632	SGA Societe Generale Acceptance N.V. – HSI R Bull CBBC May10R	300,000,000	2009/10/16	2010/05/28	75.00
67633	SGA Societe Generale Acceptance N.V. – HSI R Bull CBBC May10S	300,000,000	2009/10/16	2010/05/28	75.00
67634	SGA Societe Generale Acceptance N.V. – HSI R Bear CBBC May10T	300,000,000	2009/10/16	2010/05/28	75.00
67635	SGA Societe Generale Acceptance N.V. – HSI R Bear CBBC May10U	300,000,000	2009/10/16	2010/05/28	144.00
67636	SGA Societe Generale Acceptance N.V. – HSI R Bear CBBC May10V	300,000,000	2009/10/16	2010/05/28	99.00
67637	SGA Societe Generale Acceptance N.V. – HSI R Bear CBBC May10W	300,000,000	2009/10/16	2010/05/28	126.00
67656	UBS AG – HSI R Bull CBBC Feb 2010 J	300,000,000	2009/10/16	2010/02/25	75.00
67657	UBS AG – HSI R Bull CBBC Apr 2010 I	400,000,000	2009/10/16	2010/04/29	100.00
67658	UBS AG – HSI R Bull CBBC May 2010 J	300,000,000	2009/10/16	2010/05/28	75.00
67647	UBS AG – HSI R Bear CBBC May 2010 U	300,000,000	2009/10/16	2010/05/28	75.00
67662	Deutsche Bank AG – HSI R Bull CBBC Apr 2010 Z	300,000,000	2009/10/19	2010/04/29	75.00
67663	Deutsche Bank AG – HSI R Bear CBBC Feb 2010 B	300,000,000	2009/10/19	2010/02/25	75.00
67668	Deutsche Bank AG – HSI R Bear CBBC Mar 2010 N	300,000,000	2009/10/19	2010/03/30	75.00
67669	Goldman Sachs SP (Asia) – HSI R Bear CBBC Apr 2010 O	200,000,000	2009/10/19	2010/04/29	50.00
67670	Goldman Sachs SP (Asia) – HSI R Bear CBBC May 2010 S	200,000,000	2009/10/19	2010/05/28	50.00
67667	KBC Fin Products Int'l Ltd. – HSI R Bear CBBC Feb 2010 K	208,000,000	2009/10/19	2010/02/25	52.00
67659	SGA Societe Generale Acceptance N.V. – CCHC R Bull CBBC Mar10A	100,000,000	2009/10/19	2010/03/10	25.00
67660	SGA Societe Generale Acceptance N.V. – CNOOC R Bull CBBC Apr10A	200,000,000	2009/10/19	2010/04/28	50.00
67661	SGA Societe Generale Acceptance NV – PingAn R Bull CBBC Mar10A	200,000,000	2009/10/19	2010/03/10	50.00
67664	UBS AG – A50 China R Bull CBBC Feb 2010 S	200,000,000	2009/10/19	2010/02/22	50.00
67665	UBS AG – HSI R Bear CBBC Mar 2010 U	300,000,000	2009/10/19	2010/03/30	75.00
67666	UBS AG – HSI R Bear CBBC Apr 2010 D	400,000,000	2009/10/19	2010/04/29	100.00
67677	Credit Suisse – HSI R Bull CBBC Mar 2010 C	200,000,000	2009/10/20	2010/03/30	50.00
67690	Deutsche Bank AG – CNOOC R Bull CBBC Apr 2010 C	100,000,000	2009/10/20	2010/04/19	26.00
67676	Deutsche Bank AG – HSI R Bull CBBC Mar 2010 J	300,000,000	2009/10/20	2010/03/30	75.00
67680	Deutsche Bank AG – HSI R Bear CBBC Mar 2010 P	300,000,000	2009/10/20	2010/03/30	90.00
67691	Deutsche Bank AG – ICBC R Bear CBBC Apr 2010 B	100,000,000	2009/10/20	2010/04/19	25.00
67678	KBC Fin Products Int'l Ltd. – HSI R Bull CBBC Mar 2010 X	248,000,000	2009/10/20	2010/03/30	62.00
67674	CC Rabobank B.A. – HSI R Bull CBBC Apr 2010 C	200,000,000	2009/10/20	2010/04/29	50.00
67675	CC Rabobank B.A. – HSI R Bull CBBC Apr 2010 E	200,000,000	2009/10/20	2010/04/29	50.00
67673	CC Rabobank B.A. – HSI R Bull CBBC Apr 2010 Q	200,000,000	2009/10/20	2010/04/29	50.00
67672	CC Rabobank B.A. – HSI R Bull CBBC Apr 2010 U	200,000,000	2009/10/20	2010/04/29	50.00

Main Board Callable Bull/Bear Contracts

Code	Callable Bull / Bear Contracts	No. of issue (units)	Listing date	Expiry	Amount raised (HK\$ mil.)
67671	CC Rabobank B.A. – HSI R Bull CBBC Apr 2010 V	200,000,000	2009/10/20	2010/04/29	50.00
67679	UBS AG – CCHC R Bull CBBC Feb 2010 K	100,000,000	2009/10/20	2010/02/22	25.00
67681	UBS AG – CNOOC R Bear CBBC Feb 2010 I	100,000,000	2009/10/20	2010/02/22	32.00
67682	UBS AG – HSI R Bull CBBC Jan 2010 F	300,000,000	2009/10/20	2010/01/28	75.00
67683	UBS AG – HSI R Bull CBBC Mar 2010 H	300,000,000	2009/10/20	2010/03/30	75.00
67689	UBS AG – HSI R Bear CBBC Mar 2010 I	300,000,000	2009/10/20	2010/03/30	75.00
67685	UBS AG – HSI R Bear CBBC Apr 2010 T	300,000,000	2009/10/20	2010/04/29	75.00
67684	UBS AG – HSI R Bear CBBC Apr 2010 X	300,000,000	2009/10/20	2010/04/29	75.00
67686	UBS AG – HSI R Bear CBBC May 2010 W	300,000,000	2009/10/20	2010/05/28	75.00
67687	UBS AG – HSI R Bear CBBC May 2010 Y	400,000,000	2009/10/20	2010/05/28	100.00
67688	UBS AG – HSI R Bear CBBC May 2010 Z	300,000,000	2009/10/20	2010/05/28	75.00
67731	ABN AMRO Bank N.V. – CNOOC R Bull CBBC Mar 2010 C	80,000,000	2009/10/21	2010/03/16	20.00
67734	ABN AMRO Bank N.V. – CNOOC R Bear CBBC Mar 2010 D	80,000,000	2009/10/21	2010/03/16	20.00
67732	ABN AMRO Bank N.V. – TCH R Bull CBBC Mar 2010 A	80,000,000	2009/10/21	2010/03/16	22.08
67733	ABN AMRO Bank N.V. – TCH R Bull CBBC Mar 2010 B	80,000,000	2009/10/21	2010/03/16	20.00
67735	ABN AMRO Bank N.V. – TCH R Bear CBBC Mar 2010 C	80,000,000	2009/10/21	2010/03/16	20.00
67700	BNP Paribas Arbit Issu B.V. – HSI R Bull CBBC Apr 2010 I	300,000,000	2009/10/21	2010/04/29	75.00
67701	BNP Paribas Arbit Issu B.V. – HSI R Bull CBBC May 2010 A	300,000,000	2009/10/21	2010/05/28	75.00
67743	Credit Suisse – HSI R Bull CBBC Mar 2010 E	200,000,000	2009/10/21	2010/03/30	50.00
67714	Credit Suisse – HSI R Bear CBBC Mar 2010 D	200,000,000	2009/10/21	2010/03/30	50.00
67710	Deutsche Bank AG – HSI R Bull CBBC Mar 2010 W	300,000,000	2009/10/21	2010/03/30	75.00
67741	Deutsche Bank AG – HSI R Bull CBBC Apr 2010 D	300,000,000	2009/10/21	2010/04/29	75.00
67703	Deutsche Bank AG – HSI R Bear CBBC Feb 2010 Y	300,000,000	2009/10/21	2010/02/25	75.00
67745	Deutsche Bank AG – HSI R Bear CBBC Apr 2010 E	300,000,000	2009/10/21	2010/04/29	84.00
67746	Deutsche Bank AG – HSI R Bear CBBC Apr 2010 R	300,000,000	2009/10/21	2010/04/29	114.00
67702	HK Bank – HSI R Bull CBBC Jul 2010 B	160,000,000	2009/10/21	2010/07/29	40.00
67736	KBC Fin Products Int'l Ltd. – CHALCO R Bull CBBC Feb 2010 A	100,000,000	2009/10/21	2010/02/01	25.00
67737	KBC Fin Products Int'l Ltd. – Ch Mobile R Bull CBBC Jan 10 E	208,000,000	2009/10/21	2010/01/21	52.00
67738	KBC Fin Products Int'l Ltd. – CP&CC R Bull CBBC Mar 2010 A	208,000,000	2009/10/21	2010/03/01	52.00
67742	KBC Fin Products Int'l Ltd. – A50 China R Bull CBBC Feb 10 B	188,000,000	2009/10/21	2010/02/01	47.00
67739	KBC Fin Products Int'l Ltd. – HKEx R Bull CBBC Feb 2010 C	188,000,000	2009/10/21	2010/02/01	47.00
67725	KBC Fin Products Int'l Ltd. – HSI R Bull CBBC Feb 2010 J	208,000,000	2009/10/21	2010/02/25	52.00
67740	KBC Fin Products Int'l Ltd. – Jiangxi C R Bull CBBC Mar 10 B	100,000,000	2009/10/21	2010/03/10	25.00
67709	Macquarie Bank Ltd. – HSI R Bull CBBC Jan 2010 G	300,000,000	2009/10/21	2010/01/28	75.00
67698	SGA Societe Generale Acceptance N.V. – CLife R Bull CBBC Mar10A	100,000,000	2009/10/21	2010/03/10	28.00
67699	SGA Societe Generale Acceptance N.V. – HSBC R Bear CBBC Apr10B	300,000,000	2009/10/21	2010/04/28	75.00
67694	SGA Societe Generale Acceptance N.V. – HSI R Bull CBBC Mar10I	500,000,000	2009/10/21	2010/03/30	125.00
67711	SGA Societe Generale Acceptance N.V. – HSI R Bull CBBC May10C	300,000,000	2009/10/21	2010/05/28	75.00
67713	SGA Societe Generale Acceptance N.V. – HSI R Bull CBBC May10F	300,000,000	2009/10/21	2010/05/28	75.00
67712	SGA Societe Generale Acceptance N.V. – HSI R Bull CBBC May10G	300,000,000	2009/10/21	2010/05/28	75.00
67692	SGA Societe Generale Acceptance N.V. – HSI R Bull CBBC May10X	500,000,000	2009/10/21	2010/05/28	125.00
67693	SGA Societe Generale Acceptance N.V. – HSI R Bull CBBC May10Y	300,000,000	2009/10/21	2010/05/28	75.00
67695	SGA Societe Generale Acceptance N.V. – HSI R Bear CBBC Apr10H	300,000,000	2009/10/21	2010/04/29	75.00
67696	SGA Societe Generale Acceptance N.V. – HSI R Bear CBBC Apr10X	300,000,000	2009/10/21	2010/04/29	75.00
67697	SGA Societe Generale Acceptance N.V. – HSI R Bear CBBC May10Z	500,000,000	2009/10/21	2010/05/28	125.00

Main Board Callable Bull/Bear Contracts

Code	Callable Bull / Bear Contracts	No. of issue (units)	Listing date	Expiry	Amount raised (HK\$ mil.)
67715	UBS AG – Angang Steel R Bull CBBC Feb 2010 A	100,000,000	2009/10/21	2010/02/22	26.00
67719	UBS AG – Angang Steel R Bear CBBC Feb 2010 B	100,000,000	2009/10/21	2010/02/22	25.00
67728	UBS AG – China Mobile R Bull CBBC Feb 2010 W	200,000,000	2009/10/21	2010/02/22	50.00
67720	UBS AG – China Mobile R Bear CBBC Feb 2010 V	200,000,000	2009/10/21	2010/02/22	50.00
67727	UBS AG – China Life R Bull CBBC Feb 2010 I	200,000,000	2009/10/21	2010/02/22	50.00
67707	UBS AG – China Life R Bear CBBC Feb 2010 O	200,000,000	2009/10/21	2010/02/22	50.00
67716	UBS AG – CNOOC R Bull CBBC Feb 2010 J	200,000,000	2009/10/21	2010/02/22	50.00
67721	UBS AG – CNOOC R Bear CBBC Feb 2010 K	200,000,000	2009/10/21	2010/02/22	68.00
67729	UBS AG – HKEEx R Bull CBBC Feb 2010 D	200,000,000	2009/10/21	2010/02/22	50.00
67708	UBS AG – HKEEx R Bear CBBC Feb 2010 G	200,000,000	2009/10/21	2010/02/22	50.00
67726	UBS AG – HSI R Bull CBBC Feb 2010 X	300,000,000	2009/10/21	2010/02/25	75.00
67724	UBS AG – HSI R Bear CBBC Jan 2010 B	300,000,000	2009/10/21	2010/01/28	75.00
67704	UBS AG – HSI R Bear CBBC Jan 2010 W	300,000,000	2009/10/21	2010/01/28	75.00
67705	UBS AG – HSI R Bear CBBC Feb 2010 B	300,000,000	2009/10/21	2010/02/25	75.00
67706	UBS AG – HSI R Bear CBBC Mar 2010 Q	300,000,000	2009/10/21	2010/03/30	75.00
67717	UBS AG – Petrochina R Bull CBBC Feb 2010 I	200,000,000	2009/10/21	2010/02/22	50.00
67722	UBS AG – Petrochina R Bear CBBC Feb 2010 J	200,000,000	2009/10/21	2010/02/22	52.00
67730	UBS AG – Ping An R Bull CBBC Feb 2010 I	100,000,000	2009/10/21	2010/02/22	25.00
67718	UBS AG – TCH R Bull CBBC Feb 2010 A	100,000,000	2009/10/21	2010/02/22	25.00
67723	UBS AG – TCH R Bear CBBC Feb 2010 B	100,000,000	2009/10/21	2010/02/22	28.50
67567#	SGA Societe Generale Acceptance N.V. – HSI R Bull CBBC May100	300,000,000	2009/10/21	2010/05/28	45.60
67744	ABN AMRO Bank N.V. – DJIA R Bull CBBC Mar 2010 E	40,000,000	2009/10/22	2010/03/19	10.00
67747	ABN AMRO Bank N.V. – DJIA R Bear CBBC Mar 2010 F	40,000,000	2009/10/22	2010/03/19	21.04
67748	ABN AMRO Bank N.V. – DJIA R Bear CBBC Mar 2010 G	40,000,000	2009/10/22	2010/03/19	19.24
67788	ABN AMRO Bank N.V. – HSI R Bull CBBC Feb 2010 J	250,000,000	2009/10/22	2010/02/25	62.50
67792	ABN AMRO Bank N.V. – HSI R Bear CBBC Feb 2010 H	250,000,000	2009/10/22	2010/02/25	62.50
67775	BNP Paribas Arbit Issu B.V. – HSI R Bull CBBC Apr 2010 J	300,000,000	2009/10/22	2010/04/29	75.00
67776	BNP Paribas Arbit Issu B.V. – HSI R Bull CBBC May 2010 B	300,000,000	2009/10/22	2010/05/28	75.00
67779	BNP Paribas Arbit Issu B.V. – HSI R Bear CBBC Mar 2010 H	300,000,000	2009/10/22	2010/03/30	75.00
67778	BNP Paribas Arbit Issu B.V. – HSI R Bear CBBC Mar 2010 I	300,000,000	2009/10/22	2010/03/30	75.00
67780	BNP Paribas Arbit Issu B.V. – HSI R Bear CBBC Apr 2010 K	300,000,000	2009/10/22	2010/04/29	75.00
67767	Credit Suisse – China Life R Bull CBBC Mar 2010 B	100,000,000	2009/10/22	2010/03/29	25.00
67763	Credit Suisse – HSI R Bull CBBC Mar 2010 G	210,000,000	2009/10/22	2010/03/30	52.50
67764	Credit Suisse – HSI R Bull CBBC Mar 2010 H	210,000,000	2009/10/22	2010/03/30	52.50
67765	Credit Suisse – HSI R Bull CBBC Mar 2010 I	210,000,000	2009/10/22	2010/03/30	52.50
67766	Credit Suisse – HSI R Bull CBBC Mar 2010 J	200,000,000	2009/10/22	2010/03/30	50.00
67761	Credit Suisse – HSI R Bear CBBC Mar 2010 F	200,000,000	2009/10/22	2010/03/30	50.00
67770	Credit Suisse – HSI R Bear CBBC Mar 2010 K	210,000,000	2009/10/22	2010/03/30	52.50
67771	Credit Suisse – HSI R Bear CBBC Mar 2010 L	210,000,000	2009/10/22	2010/03/30	52.50
67768	Credit Suisse – HSI R Bear CBBC Apr 2010 A	200,000,000	2009/10/22	2010/04/29	75.00
67769	Credit Suisse – HSI R Bear CBBC Apr 2010 B	200,000,000	2009/10/22	2010/04/29	91.00
67762	Deutsche Bank AG – HSI R Bull CBBC Apr 2010 G	300,000,000	2009/10/22	2010/04/29	75.00
67750	Deutsche Bank AG – HSI R Bear CBBC Feb 2010 C	300,000,000	2009/10/22	2010/02/25	75.00
67790	Deutsche Bank AG – HSI R Bear CBBC Feb 2010 H	300,000,000	2009/10/22	2010/02/25	105.00
67749	Deutsche Bank AG – HSI R Bear CBBC Feb 2010 R	300,000,000	2009/10/22	2010/02/25	75.00

Main Board Callable Bull/Bear Contracts

Code	Callable Bull / Bear Contracts	No. of issue (units)	Listing date	Expiry	Amount raised (HK\$ mil.)
67789	Deutsche Bank AG – HSI R Bear CBBC Feb 2010 Z	300,000,000	2009/10/22	2010/02/25	96.00
67791	Deutsche Bank AG – HSI R Bear CBBC May 2010 G	300,000,000	2009/10/22	2010/05/28	147.00
67793	Goldman Sachs SP (Asia) – HSI R Bull CBBC Apr 2010 C	200,000,000	2009/10/22	2010/04/29	50.00
67794	Goldman Sachs SP (Asia) – HSI R Bull CBBC Apr 2010 S	200,000,000	2009/10/22	2010/04/29	50.00
67796	Goldman Sachs SP (Asia) – HSI R Bear CBBC Apr 2010 Q	200,000,000	2009/10/22	2010/04/29	50.00
67795	Goldman Sachs SP (Asia) – HSI R Bear CBBC Apr 2010 R	200,000,000	2009/10/22	2010/04/29	50.00
67781	KBC Fin Products Int'l Ltd. – Angang Steel R Bull CBBC Mar10A	30,000,000	2009/10/22	2010/03/01	10.80
67782	KBC Fin Products Int'l Ltd. – Angang Steel R Bull CBBC Apr10A	30,000,000	2009/10/22	2010/04/01	16.80
67783	KBC Fin Products Int'l Ltd. – COVS R Bull CBBC Feb 2010 A	30,000,000	2009/10/22	2010/02/01	10.20
67784	KBC Fin Products Int'l Ltd. – COVS R Bull CBBC Mar 2010 A	30,000,000	2009/10/22	2010/03/01	12.30
67785	KBC Fin Products Int'l Ltd. – COVS R Bull CBBC Apr 2010 A	30,000,000	2009/10/22	2010/04/01	16.50
67786	KBC Fin Products Int'l Ltd. – R&F R Bull CBBC Feb 2010 A	30,000,000	2009/10/22	2010/02/01	10.20
67787	KBC Fin Products Int'l Ltd. – R&F R Bull CBBC Mar 2010 A	30,000,000	2009/10/22	2010/03/15	13.80
67751	KBC Fin Products Int'l Ltd. – HSI R Bear CBBC Feb 2010 C	208,000,000	2009/10/22	2010/02/25	52.00
67752	KBC Fin Products Int'l Ltd. – HSI R Bear CBBC Mar 2010 Y	248,000,000	2009/10/22	2010/03/30	62.00
67754	UBS AG – China Life R Bear CBBC Mar 2010 B	100,000,000	2009/10/22	2010/03/15	110.00
67755	UBS AG – CNOOC R Bear CBBC Feb 2010 L	100,000,000	2009/10/22	2010/02/22	38.00
67753	UBS AG – Sinopec Corp R Bull CBBC Feb 2010 J	100,000,000	2009/10/22	2010/02/22	25.00
67758	UBS AG – A50 China R Bear CBBC Feb 2010 T	200,000,000	2009/10/22	2010/02/22	50.00
67774	UBS AG – HSBC R Bull CBBC Feb 2010 U	200,000,000	2009/10/22	2010/02/22	50.00
67756	UBS AG – HSBC R Bear CBBC Feb 2010 T	200,000,000	2009/10/22	2010/02/22	50.00
67777	UBS AG – HSCEI R Bull CBBC Jan 2010 D	100,000,000	2009/10/22	2010/01/28	25.00
67773	UBS AG – HSCEI R Bear CBBC Jan 2010 C	100,000,000	2009/10/22	2010/01/28	25.00
67772	UBS AG – HSI R Bull CBBC Feb 2010 Y	300,000,000	2009/10/22	2010/02/25	75.00
67759	UBS AG – HSI R Bear CBBC Jan 2010 H	300,000,000	2009/10/22	2010/01/28	75.00
67760	UBS AG – HSI R Bear CBBC Mar 2010 A	300,000,000	2009/10/22	2010/03/30	75.00
67757	UBS AG – Petrochina R Bear CBBC Feb 2010 K	100,000,000	2009/10/22	2010/02/22	30.50
66046#	CC Rabobank B.A. – HSI R Bear CBBC Feb 2010 U	150,000,000	2009/10/22	2010/02/25	12.15
67804	Credit Suisse – HSI R Bull CBBC Mar 2010 N	210,000,000	2009/10/23	2010/03/30	52.50
67805	Credit Suisse – HSI R Bull CBBC Mar 2010 O	210,000,000	2009/10/23	2010/03/30	52.50
67806	Credit Suisse – HSI R Bull CBBC Mar 2010 P	210,000,000	2009/10/23	2010/03/30	52.50
67800	Credit Suisse – HSI R Bear CBBC Mar 2010 M	210,000,000	2009/10/23	2010/03/30	52.50
67807	Credit Suisse – HSI R Bear CBBC Apr 2010 C	200,000,000	2009/10/23	2010/04/29	89.00
67808	Deutsche Bank AG – HSI R Bear CBBC Mar 2010 I	300,000,000	2009/10/23	2010/03/30	75.00
67809	Deutsche Bank AG – HSI R Bear CBBC Apr 2010 A	300,000,000	2009/10/23	2010/04/29	108.00
67810	Deutsche Bank AG – HSI R Bear CBBC May 2010 H	300,000,000	2009/10/23	2010/05/28	75.00
67827	KBC Fin Products Int'l Ltd. – HSI R Bull CBBC Feb 2010 B	248,000,000	2009/10/23	2010/02/25	62.00
67811	CC Rabobank B.A. – HSI R Bull CBBC Apr 2010 F	200,000,000	2009/10/23	2010/04/29	50.00
67812	CC Rabobank B.A. – HSI R Bull CBBC Apr 2010 G	200,000,000	2009/10/23	2010/04/29	50.00
67816	CC Rabobank B.A. – HSI R Bear CBBC Apr 2010 W	200,000,000	2009/10/23	2010/04/29	50.00
67817	CC Rabobank B.A. – HSI R Bear CBBC Apr 2010 X	200,000,000	2009/10/23	2010/04/29	50.00
67813	CC Rabobank B.A. – HSI R Bear CBBC May 2010 A	200,000,000	2009/10/23	2010/05/28	50.00
67797	SGA Societe Generale Acceptance N.V. – HSI R Bull CBBC Mar10H	500,000,000	2009/10/23	2010/03/30	125.00
67798	SGA Societe Generale Acceptance N.V. – HSI R Bull CBBC Apr10G	300,000,000	2009/10/23	2010/04/29	75.00
67799	SGA Societe Generale Acceptance N.V. – HSI R Bull CBBC Apr10W	300,000,000	2009/10/23	2010/04/29	75.00

Main Board Callable Bull/Bear Contracts

Code	Callable Bull / Bear Contracts	No. of issue (units)	Listing date	Expiry	Amount raised (HK\$ mil.)
67801	SGA Societe Generale Acceptance N.V. – HSI R Bear CBBC Mar10G	300,000,000	2009/10/23	2010/03/30	75.00
67803	SGA Societe Generale Acceptance N.V. – HSI R Bear CBBC Mar10N	300,000,000	2009/10/23	2010/03/30	75.00
67802	SGA Societe Generale Acceptance N.V. – HSI R Bear CBBC Mar10V	300,000,000	2009/10/23	2010/03/30	75.00
67815	UBS AG – HSI R Bull CBBC Mar 2010 W	300,000,000	2009/10/23	2010/03/30	75.00
67814	UBS AG – HSI R Bull CBBC Mar 2010 X	200,000,000	2009/10/23	2010/03/30	50.00
67818	UBS AG – HSI R Bull CBBC Apr 2010 Q	200,000,000	2009/10/23	2010/04/29	50.00
67819	UBS AG – HSI R Bull CBBC May 2010 Q	300,000,000	2009/10/23	2010/05/28	75.00
67821	UBS AG – HSI R Bear CBBC Mar 2010 M	300,000,000	2009/10/23	2010/03/30	96.00
67820	UBS AG – HSI R Bear CBBC Mar 2010 R	300,000,000	2009/10/23	2010/03/30	84.00
67824	UBS AG – HSI R Bear CBBC Apr 2010 A	300,000,000	2009/10/23	2010/04/29	75.00
67822	UBS AG – HSI R Bear CBBC Apr 2010 B	300,000,000	2009/10/23	2010/04/29	75.00
67823	UBS AG – HSI R Bear CBBC Apr 2010 C	200,000,000	2009/10/23	2010/04/29	50.00
67826	UBS AG – HSI R Bear CBBC Apr 2010 R	300,000,000	2009/10/23	2010/04/29	102.00
67825	UBS AG – HSI R Bear CBBC Apr 2010 W	300,000,000	2009/10/23	2010/04/29	82.50
67828	UBS AG – HSI R Bear CBBC May 2010 U	300,000,000	2009/10/23	2010/05/28	75.00
67851	ABN AMRO Bank N.V. – A50 China R Bull CBBC Feb 2010 B	80,000,000	2009/10/27	2010/02/25	20.00
67852	ABN AMRO Bank N.V. – A50 China R Bull CBBC Feb 2010 C	80,000,000	2009/10/27	2010/02/25	20.00
67850	Credit Suisse – A50 China R Bull CBBC Mar 2010 A	100,000,000	2009/10/27	2010/03/29	25.00
67849	Credit Suisse – HSI R Bull CBBC Mar 2010 R	200,000,000	2009/10/27	2010/03/30	50.00
67838	Credit Suisse – HSI R Bear CBBC Mar 2010 Q	210,000,000	2009/10/27	2010/03/30	52.50
67864	Deutsche Bank AG – CC Bank R Bull CBBC Apr 2010 A	150,000,000	2009/10/27	2010/04/19	37.50
67865	Deutsche Bank AG – China Life R Bull CBBC Mar 2010 G	150,000,000	2009/10/27	2010/03/15	46.50
67868	Deutsche Bank AG – CNOOC R Bull CBBC Apr 2010 D	150,000,000	2009/10/27	2010/04/19	39.00
67871	Deutsche Bank AG – CNOOC R Bear CBBC Apr 2010 E	150,000,000	2009/10/27	2010/04/19	39.00
67863	Deutsche Bank AG – A50 China R Bull CBBC Mar 2010 D	150,000,000	2009/10/27	2010/03/15	37.50
67859	Deutsche Bank AG – HSI R Bull CBBC Apr 2010 I	300,000,000	2009/10/27	2010/04/29	75.00
67858	Deutsche Bank AG – HSI R Bear CBBC Feb 2010 J	300,000,000	2009/10/27	2010/02/25	75.00
67833	Deutsche Bank AG – HSI R Bear CBBC Feb 2010 T	300,000,000	2009/10/27	2010/02/25	75.00
67860	Deutsche Bank AG – HSI R Bear CBBC May 2010 I	300,000,000	2009/10/27	2010/05/28	105.00
67861	Deutsche Bank AG – HSI R Bear CBBC Jun 2010 A	300,000,000	2009/10/27	2010/06/29	165.00
67869	Deutsche Bank AG – ICBC R Bull CBBC Mar 2010 B	150,000,000	2009/10/27	2010/03/15	37.50
67870	Deutsche Bank AG – Petrochina R Bull CBBC Mar 2010 B	150,000,000	2009/10/27	2010/03/15	40.50
67872	Deutsche Bank AG – Petrochina R Bear CBBC Mar 2010 C	150,000,000	2009/10/27	2010/03/15	37.50
67862	Goldman Sachs SP (Asia) – HSI R Bull CBBC May 2010 T	200,000,000	2009/10/27	2010/05/28	50.00
67866	Goldman Sachs SP (Asia) – HSI R Bear CBBC May 2010 U	200,000,000	2009/10/27	2010/05/28	50.00
67867	Goldman Sachs SP (Asia) – HSI R Bear CBBC May 2010 V	200,000,000	2009/10/27	2010/05/28	50.00
67853	KBC Fin Products Int'l Ltd. – COVS R Bull CBBC Feb 2010 B	30,000,000	2009/10/27	2010/02/12	10.20
67857	KBC Fin Products Int'l Ltd. – HSI R Bull CBBC Mar 2010 Z	248,000,000	2009/10/27	2010/03/30	62.00
67854	KBC Fin Products Int'l Ltd. – SHK Ppt R Bull CBBC Mar 2010 B	188,000,000	2009/10/27	2010/03/01	47.00
67855	KBC Fin Products Int'l Ltd. – TCH R Bull CBBC Feb 2010 A	78,000,000	2009/10/27	2010/02/01	20.28
67856	KBC Fin Products Int'l Ltd. – TCH R Bull CBBC Mar 2010 A	78,000,000	2009/10/27	2010/03/01	30.42
67829	SGA Societe Generale Acceptance NV – Angang R Bull CBBC Mar10A	50,000,000	2009/10/27	2010/03/10	21.50
67832	SGA Societe Generale Acceptance NV – Angang R Bull CBBC Mar10B	50,000,000	2009/10/27	2010/03/10	17.00
67834	SGA Societe Generale Acceptance NV – Angang R Bear CBBC Mar10C	50,000,000	2009/10/27	2010/03/10	26.00
67837	SGA Societe Generale Acceptance NV – Angang R Bear CBBC Mar10D	50,000,000	2009/10/27	2010/03/10	17.50

Main Board Callable Bull/Bear Contracts

Code	Callable Bull / Bear Contracts	No. of issue (units)	Listing date	Expiry	Amount raised (HK\$ mil.)
67830	SGA Societe Generale Acceptance NV – Esprit R Bull CBBC Apr10A	100,000,000	2009/10/27	2010/04/28	25.00
67831	SGA Societe Generale Acceptance NV – Esprit R Bull CBBC Apr10B	100,000,000	2009/10/27	2010/04/28	25.00
67835	SGA Societe Generale Acceptance NV – Esprit R Bear CBBC Apr10C	100,000,000	2009/10/27	2010/04/28	25.00
67836	SGA Societe Generale Acceptance NV – Esprit R Bear CBBC Apr10D	100,000,000	2009/10/27	2010/04/28	25.00
67839	UBS AG – CM Bank R Bull CBBC Feb 2010 E	100,000,000	2009/10/27	2010/02/22	38.00
67840	UBS AG – CNOOC R Bull CBBC Feb 2010 M	100,000,000	2009/10/27	2010/02/22	25.00
67844	UBS AG – CNOOC R Bear CBBC Mar 2010 A	100,000,000	2009/10/27	2010/03/01	39.50
67843	UBS AG – A50 China R Bull CBBC Feb 2010 U	200,000,000	2009/10/27	2010/02/22	50.00
67848	UBS AG – HSI R Bull CBBC Mar 2010 U	300,000,000	2009/10/27	2010/03/30	75.00
67846	UBS AG – HSI R Bull CBBC Jun 2010 H	400,000,000	2009/10/27	2010/06/29	100.00
67845	UBS AG – HSI R Bull CBBC Jun 2010 I	300,000,000	2009/10/27	2010/06/29	75.00
67847	UBS AG – HSI R Bear CBBC Feb 2010 R	300,000,000	2009/10/27	2010/02/25	75.00
67841	UBS AG – Jiangxi Copper R Bull CBBC Feb 2010 K	100,000,000	2009/10/27	2010/02/22	25.00
67842	UBS AG – Petrochina R Bull CBBC Feb 2010 L	100,000,000	2009/10/27	2010/02/22	25.00
67918	ABN AMRO Bank N.V. – HSCEI R Bull CBBC Feb 2010 F	250,000,000	2009/10/28	2010/02/25	62.50
67919	ABN AMRO Bank N.V. – HSCEI R Bull CBBC Feb 2010 G	250,000,000	2009/10/28	2010/02/25	62.50
67923	ABN AMRO Bank N.V. – HSCEI R Bear CBBC Feb 2010 H	250,000,000	2009/10/28	2010/02/25	62.50
67920	ABN AMRO Bank N.V. – HSI R Bull CBBC Feb 2010 I	250,000,000	2009/10/28	2010/02/25	62.50
67899	BNP Paribas Arbit Issu B.V. – HSI R Bull CBBC Apr 2010 L	300,000,000	2009/10/28	2010/04/29	75.00
67889	Credit Suisse – China Life R Bear CBBC May 2010 A	100,000,000	2009/10/28	2010/05/24	25.00
67886	Credit Suisse – A50 China R Bull CBBC Mar 2010 B	100,000,000	2009/10/28	2010/03/29	25.00
67887	Credit Suisse – A50 China R Bear CBBC Apr 2010 A	100,000,000	2009/10/28	2010/04/26	43.50
67885	Credit Suisse – HSI R Bull CBBC Mar 2010 T	190,000,000	2009/10/28	2010/03/30	47.50
67901	Credit Suisse – HSI R Bull CBBC Mar 2010 U	210,000,000	2009/10/28	2010/03/30	52.50
67880	Credit Suisse – HSI R Bear CBBC Mar 2010 S	210,000,000	2009/10/28	2010/03/30	52.50
67881	Credit Suisse – HSI R Bear CBBC Apr 2010 D	210,000,000	2009/10/28	2010/04/29	52.50
67888	Credit Suisse – HSI R Bear CBBC Apr 2010 E	210,000,000	2009/10/28	2010/04/29	52.50
67879	Deutsche Bank AG – HSI R Bull CBBC Mar 2010 C	300,000,000	2009/10/28	2010/03/30	75.00
67900	Deutsche Bank AG – HSI R Bull CBBC Mar 2010 V	300,000,000	2009/10/28	2010/03/30	75.00
67917	Deutsche Bank AG – HSI R Bear CBBC Feb 2010 G	300,000,000	2009/10/28	2010/02/25	75.00
67921	Goldman Sachs SP (Asia) – HSI R Bull CBBC Apr 2010 N	200,000,000	2009/10/28	2010/04/29	50.00
67922	Goldman Sachs SP (Asia) – HSI R Bear CBBC May 2010 W	200,000,000	2009/10/28	2010/05/28	50.00
67924	Goldman Sachs SP (Asia) – HSI R Bear CBBC May 2010 X	200,000,000	2009/10/28	2010/05/28	50.00
67925	KBC Fin Products Int'l Ltd. – A50 China R Bull CBBC Feb10C	188,000,000	2009/10/28	2010/02/18	47.00
67929	KBC Fin Products Int'l Ltd. – A50 China R Bear CBBC Feb10D	188,000,000	2009/10/28	2010/02/18	54.52
67928	KBC Fin Products Int'l Ltd. – A50 China R Bear CBBC Mar10A	188,000,000	2009/10/28	2010/03/01	65.80
67926	KBC Fin Products Int'l Ltd. – R&F R Bull CBBC Mar10B	30,000,000	2009/10/28	2010/03/01	10.20
67893	KBC Fin Products Int'l Ltd. – HSI R Bear CBBC Feb10A	248,000,000	2009/10/28	2010/02/25	62.00
67927	KBC Fin Products Int'l Ltd. – SHK Ppt R Bull CBBC Feb10F	188,000,000	2009/10/28	2010/02/08	47.00
67873	Merrill Lynch Int'l & Co. C.V. – HSI R Bull CBBC May 2010 A	150,000,000	2009/10/28	2010/05/28	50.25
67874	Merrill Lynch Int'l & Co. C.V. – HSI R Bull CBBC May 2010 B	150,000,000	2009/10/28	2010/05/28	45.00
67875	Merrill Lynch Int'l & Co. C.V. – HSI R Bull CBBC May 2010 C	200,000,000	2009/10/28	2010/05/28	51.00
67876	Merrill Lynch Int'l & Co. C.V. – HSI R Bull CBBC May 2010 D	200,000,000	2009/10/28	2010/05/28	50.00
67877	Merrill Lynch Int'l & Co. C.V. – HSI R Bull CBBC May 2010 E	200,000,000	2009/10/28	2010/05/28	50.00
67878	Merrill Lynch Int'l & Co. C.V. – HSI R Bull CBBC May 2010 F	200,000,000	2009/10/28	2010/05/28	50.00

Main Board Callable Bull/Bear Contracts

Code	Callable Bull / Bear Contracts	No. of issue (units)	Listing date	Expiry	Amount raised (HK\$ mil.)
67882	Merrill Lynch Int'l & Co. C.V. – HSI R Bear CBBC May 2010 G	200,000,000	2009/10/28	2010/05/28	57.00
67883	Merrill Lynch Int'l & Co. C.V. – HSI R Bear CBBC May 2010 H	150,000,000	2009/10/28	2010/05/28	49.50
67884	Merrill Lynch Int'l & Co. C.V. – HSI R Bear CBBC May 2010 I	150,000,000	2009/10/28	2010/05/28	59.25
67894	CC Rabobank B.A. – HSI R Bull CBBC May 2010 B	200,000,000	2009/10/28	2010/05/28	50.00
67895	CC Rabobank B.A. – HSI R Bull CBBC May 2010 C	200,000,000	2009/10/28	2010/05/28	50.00
67896	CC Rabobank B.A. – HSI R Bull CBBC May 2010 D	200,000,000	2009/10/28	2010/05/28	50.00
67897	CC Rabobank B.A. – HSI R Bull CBBC May 2010 E	200,000,000	2009/10/28	2010/05/28	50.00
67898	CC Rabobank B.A. – HSI R Bull CBBC May 2010 F	200,000,000	2009/10/28	2010/05/28	50.00
67902	CC Rabobank B.A. – HSI R Bear CBBC May 2010 G	200,000,000	2009/10/28	2010/05/28	50.00
67903	CC Rabobank B.A. – HSI R Bear CBBC May 2010 H	200,000,000	2009/10/28	2010/05/28	50.00
67904	CC Rabobank B.A. – HSI R Bear CBBC May 2010 I	200,000,000	2009/10/28	2010/05/28	50.00
67905	CC Rabobank B.A. – HSI R Bear CBBC May 2010 J	200,000,000	2009/10/28	2010/05/28	50.00
67906	CC Rabobank B.A. – HSI R Bear CBBC May 2010 K	200,000,000	2009/10/28	2010/05/28	50.00
67907	UBS AG – Cheung Kong R Bull CBBC Feb 2010 O	100,000,000	2009/10/28	2010/02/22	25.00
67914	UBS AG – Cheung Kong R Bear CBBC Mar 2010 A	100,000,000	2009/10/28	2010/03/01	30.00
67908	UBS AG – CM Bank R Bull CBBC Feb 2010 F	100,000,000	2009/10/28	2010/02/22	36.00
67911	UBS AG – A50 China R Bull CBBC Feb 2010 W	200,000,000	2009/10/28	2010/02/22	50.00
67891	UBS AG – A50 China R Bear CBBC Feb 2010 V	200,000,000	2009/10/28	2010/02/22	50.00
67909	UBS AG – R&F R Bull CBBC Feb 2010 D	100,000,000	2009/10/28	2010/02/22	31.00
67890	UBS AG – HKEx R Bear CBBC Feb 2010 C	200,000,000	2009/10/28	2010/02/22	50.00
67913	UBS AG – HSI R Bull CBBC Jan 2010 D	300,000,000	2009/10/28	2010/01/28	75.00
67912	UBS AG – HSI R Bull CBBC Jan 2010 G	300,000,000	2009/10/28	2010/01/28	75.00
67916	UBS AG – HSI R Bear CBBC Jan 2010 A	300,000,000	2009/10/28	2010/01/28	75.00
67892	UBS AG – HSI R Bear CBBC Jan 2010 Z	300,000,000	2009/10/28	2010/01/28	75.00
67910	UBS AG – SHK Ppt R Bull CBBC Feb 2010 W	100,000,000	2009/10/28	2010/02/22	25.00
67915	UBS AG – SHK Ppt R Bear CBBC Apr 2010 A	100,000,000	2009/10/28	2010/04/12	33.00
67949	ABN AMRO Bank N.V. – CNOOC R Bear CBBC Mar 2010 E	80,000,000	2009/10/29	2010/03/16	20.00
67948	ABN AMRO Bank N.V. – A50 China R Bear CBBC Mar 2010 A	80,000,000	2009/10/29	2010/03/16	20.00
67947	ABN AMRO Bank N.V. – PetCh R Bull CBBC Mar 2010 C	80,000,000	2009/10/29	2010/03/16	20.00
67951	ABN AMRO Bank N.V. – PetCh R Bear CBBC Mar 2010 D	80,000,000	2009/10/29	2010/03/16	20.00
67950	ABN AMRO Bank N.V. – TCH R Bear CBBC Mar 2010 D	80,000,000	2009/10/29	2010/03/16	20.00
67937	Credit Suisse – HSI R Bull CBBC Mar 2010 V	210,000,000	2009/10/29	2010/03/30	52.50
67952	Deutsche Bank AG – China Mobile R Bull CBBC Mar 2010 C	150,000,000	2009/10/29	2010/03/22	37.50
67930	SGA Societe Generale Acceptance N.V. – HSI R Bull CBBC Mar10M	500,000,000	2009/10/29	2010/03/30	125.00
67933	SGA Societe Generale Acceptance N.V. – HSI R Bull CBBC Apr10R	300,000,000	2009/10/29	2010/04/29	75.00
67932	SGA Societe Generale Acceptance N.V. – HSI R Bull CBBC Apr10S	300,000,000	2009/10/29	2010/04/29	75.00
67931	SGA Societe Generale Acceptance N.V. – HSI R Bull CBBC Apr10T	300,000,000	2009/10/29	2010/04/29	75.00
67934	SGA Societe Generale Acceptance N.V. – HSI R Bull CBBC Apr10Y	300,000,000	2009/10/29	2010/04/29	75.00
67935	SGA Societe Generale Acceptance N.V. – HSI R Bear CBBC May10H	500,000,000	2009/10/29	2010/05/28	125.00
67942	UBS AG – BOCL R Bear CBBC Mar 2010 A	100,000,000	2009/10/29	2010/03/15	25.00
67938	UBS AG – COVS R Bull CBBC Feb 2010 I	100,000,000	2009/10/29	2010/02/22	27.50
67939	UBS AG – HKEx R Bull CBBC Feb 2010 J	200,000,000	2009/10/29	2010/02/22	50.00
67936	UBS AG – HSI R Bull CBBC Apr 2010 Y	400,000,000	2009/10/29	2010/04/29	100.00
67946	UBS AG – HSI R Bear CBBC Mar 2010 P	300,000,000	2009/10/29	2010/03/30	75.00
67940	UBS AG – Hutchison R Bull CBBC Feb 2010 F	100,000,000	2009/10/29	2010/02/22	25.00

Main Board Callable Bull/Bear Contracts

Code	Callable Bull / Bear Contracts	No. of issue (units)	Listing date	Expiry	Amount raised (HK\$ mil.)
67944	UBS AG – Hutchison R Bear CBBC Mar 2010 A	100,000,000	2009/10/29	2010/03/01	25.00
67943	UBS AG – Petrochina R Bear CBBC Mar 2010 A	100,000,000	2009/10/29	2010/03/15	33.50
67945	UBS AG – TCH R Bear CBBC Mar 2010 B	100,000,000	2009/10/29	2010/03/01	25.00
65968#	SGA Societe Generale Acceptance N.V. – HSI R Bear CBBC Apr10B	300,000,000	2009/10/29	2010/04/29	30.60
67959	Deutsche Bank AG – HSI R Bear CBBC Feb 2010 O	300,000,000	2009/10/30	2010/02/25	75.00
67953	HK Bank – A50 R Bull CBBC Mar 2010 D	88,000,000	2009/10/30	2010/03/18	22.00
67957	HK Bank – A50 R Bear CBBC Mar 2010 E	88,000,000	2009/10/30	2010/03/18	22.00
67960	KBC Fin Products Int'l Ltd. – HSI R Bear CBBC Mar 2010 C	248,000,000	2009/10/30	2010/03/30	62.00
67955	UBS AG – China Mobile R Bull CBBC Feb 2010 X	200,000,000	2009/10/30	2010/02/22	50.00
67962	UBS AG – China Mobile R Bear CBBC Feb 2010 Y	200,000,000	2009/10/30	2010/02/25	50.00
67954	UBS AG – China Life R Bull CBBC Feb 2010 Q	200,000,000	2009/10/30	2010/02/22	50.00
67961	UBS AG – China Life R Bear CBBC Feb 2010 T	200,000,000	2009/10/30	2010/02/25	50.00
67956	UBS AG – HSBC R Bull CBBC Feb 2010 V	200,000,000	2009/10/30	2010/02/22	50.00
67958	UBS AG – HSI R Bull CBBC Feb 2010 L	300,000,000	2009/10/30	2010/02/25	75.00
67990	ABN AMRO Bank N.V. – HSI R Bull CBBC Feb 2010 L	250,000,000	2009/11/02	2010/02/25	62.50
67991	ABN AMRO Bank N.V. – HSI R Bull CBBC Mar 2010 A	250,000,000	2009/11/02	2010/03/30	62.50
67994	ABN AMRO Bank N.V. – HSI R Bear CBBC Feb 2010 U	250,000,000	2009/11/02	2010/02/25	63.00
67992	ABN AMRO Bank N.V. – TCH R Bear CBBC Mar 2010 E	80,000,000	2009/11/02	2010/03/16	20.00
67999	Credit Suisse – A50 China R Bear CBBC Apr 2010 B	100,000,000	2009/11/02	2010/04/26	44.50
67998	Credit Suisse – HKEx R Bull CBBC Feb 2010 I	100,000,000	2009/11/02	2010/02/22	25.00
67993	Credit Suisse – HSI R Bull CBBC Mar 2010 X	210,000,000	2009/11/02	2010/03/30	52.50
67978	Credit Suisse – HSI R Bear CBBC Mar 2010 W	200,000,000	2009/11/02	2010/03/30	50.00
67995	Credit Suisse – HSI R Bear CBBC Apr 2010 F	210,000,000	2009/11/02	2010/04/29	52.50
67996	Credit Suisse – HSI R Bear CBBC Apr 2010 G	210,000,000	2009/11/02	2010/04/29	52.50
67997	Credit Suisse – HSI R Bear CBBC Apr 2010 H	200,000,000	2009/11/02	2010/04/29	89.00
68005	Deutsche Bank AG – China Life R Bull CBBC Apr 2010 C	150,000,000	2009/11/02	2010/04/12	45.00
68009	Deutsche Bank AG – China Life R Bear CBBC Apr 2010 D	150,000,000	2009/11/02	2010/04/12	97.50
67983	Deutsche Bank AG – HSI R Bull CBBC Mar 2010 S	300,000,000	2009/11/02	2010/03/30	75.00
67979	Deutsche Bank AG – HSI R Bear CBBC Mar 2010 N	300,000,000	2009/11/02	2010/03/30	75.00
68008	Goldman Sachs SP (Asia) – HSI R Bull CBBC May 2010 Y	200,000,000	2009/11/02	2010/05/28	50.00
68012	Goldman Sachs SP (Asia) – HSI R Bear CBBC May 2010 Z	200,000,000	2009/11/02	2010/05/28	50.00
67963	HK Bank – HSI R Bull CBBC Jul 2010 C	160,000,000	2009/11/02	2010/07/29	40.00
68002	KBC Fin Products Int'l Ltd. – HSI R Bull CBBC Feb 2010 Z	208,000,000	2009/11/02	2010/02/25	52.00
68003	KBC Fin Products Int'l Ltd. – HSI R Bull CBBC Apr 2010 D	248,000,000	2009/11/02	2010/04/29	71.92
67970	SGA Societe Generale Acceptance N.V. – CK(H) R Bull CBBC Mar10A	100,000,000	2009/11/02	2010/03/10	25.00
67975	SGA Societe Generale Acceptance N.V. – CK(H) R Bear CBBC Mar10B	100,000,000	2009/11/02	2010/03/10	25.00
67973	SGA Societe Generale Acceptance N.V. – CMB R Bull CBBC Feb10 E	100,000,000	2009/11/02	2010/02/10	37.00
67969	SGA Societe Generale Acceptance N.V. – A50 R Bull CBBC Mar10A	150,000,000	2009/11/02	2010/03/10	37.50
67964	SGA Societe Generale Acceptance NV – HSCEI R Bull CBBC Feb10E	200,000,000	2009/11/02	2010/02/25	50.00
67968	SGA Societe Generale Acceptance NV – HSCEI R Bear CBBC Feb10F	200,000,000	2009/11/02	2010/02/25	50.00
68006	SGA Societe Generale Acceptance N.V. – HSI R Bull CBBC Apr10I	300,000,000	2009/11/02	2010/04/29	75.00
68007	SGA Societe Generale Acceptance N.V. – HSI R Bull CBBC Apr10J	300,000,000	2009/11/02	2010/04/29	75.00
67965	SGA Societe Generale Acceptance N.V. – HSI R Bear CBBC Mar10B	300,000,000	2009/11/02	2010/03/30	75.00
67966	SGA Societe Generale Acceptance N.V. – HSI R Bear CBBC Mar10N	300,000,000	2009/11/02	2010/03/30	75.00
67967	SGA Societe Generale Acceptance N.V. – HSI R Bear CBBC Mar10V	300,000,000	2009/11/02	2010/03/30	75.00

Main Board Callable Bull/Bear Contracts

Code	Callable Bull / Bear Contracts	No. of issue (units)	Listing date	Expiry	Amount raised (HK\$ mil.)
68011	SGA Societe Generale Acceptance N.V. – HSI R Bear CBBC Apr10Z	300,000,000	2009/11/02	2010/04/29	75.00
67974	SGA Societe Generale Acceptance N.V – PetCh R Bull CBBC Mar10A	200,000,000	2009/11/02	2010/03/10	50.00
67971	SGA Societe Generale Acceptance N.V – SHK P R Bull CBBC Apr10A	100,000,000	2009/11/02	2010/04/28	27.00
67972	SGA Societe Generale Acceptance N.V – SHK P R Bull CBBC Apr10B	100,000,000	2009/11/02	2010/04/28	25.00
67976	SGA Societe Generale Acceptance N.V – SHK P R Bear CBBC Apr10C	100,000,000	2009/11/02	2010/04/28	28.00
67980	UBS AG – CC Bank R Bear CBBC Mar 2010 A	100,000,000	2009/11/02	2010/03/01	25.00
68000	UBS AG – China Life R Bull CBBC Feb 2010 N	200,000,000	2009/11/02	2010/02/22	50.00
67981	UBS AG – China Life R Bear CBBC Feb 2010 R	200,000,000	2009/11/02	2010/02/22	50.00
68004	UBS AG – China Life R Bear CBBC Feb 2010 W	200,000,000	2009/11/02	2010/02/22	50.00
68001	UBS AG – CNOOC R Bull CBBC Feb 2010 N	100,000,000	2009/11/02	2010/02/22	25.00
67982	UBS AG – CNOOC R Bear CBBC Mar 2010 B	100,000,000	2009/11/02	2010/03/01	38.00
67986	UBS AG – R&F R Bull CBBC Feb 2010 E	100,000,000	2009/11/02	2010/02/22	25.00
67985	UBS AG – HSBC R Bear CBBC Apr 2010 D	200,000,000	2009/11/02	2010/04/12	68.00
67989	UBS AG – HSCEI R Bull CBBC Feb 2010 U	100,000,000	2009/11/02	2010/02/25	25.00
67988	UBS AG – HSI R Bull CBBC Feb 2010 A	300,000,000	2009/11/02	2010/02/25	75.00
67984	UBS AG – HSI R Bear CBBC Feb 2010 F	300,000,000	2009/11/02	2010/02/25	75.00
67987	UBS AG – TCH R Bull CBBC Feb 2010 C	100,000,000	2009/11/02	2010/02/22	25.00
68017	BNP Paribas Arbit Issu B.V. – HSI R Bull CBBC Apr 2010 M	300,000,000	2009/11/03	2010/04/29	75.00
68021	BNP Paribas Arbit Issu B.V. – HSI R Bear CBBC Apr 2010 N	300,000,000	2009/11/03	2010/04/29	75.00
68022	BNP Paribas Arbit Issu B.V. – HSI R Bear CBBC Apr 2010 O	300,000,000	2009/11/03	2010/04/29	75.00
68033	Credit Suisse – China Life R Bull CBBC Mar 2010 C	100,000,000	2009/11/03	2010/03/29	25.00
68014	Credit Suisse – HSI R Bull CBBC Mar 2010 Y	200,000,000	2009/11/03	2010/03/30	50.00
68034	Credit Suisse – HSI R Bear CBBC Mar 2010 Z	210,000,000	2009/11/03	2010/03/30	52.50
68015	Deutsche Bank AG – China Life R Bear CBBC Apr 2010 E	150,000,000	2009/11/03	2010/04/19	57.00
68016	Deutsche Bank AG – China Life R Bear CBBC Apr 2010 F	150,000,000	2009/11/03	2010/04/19	118.50
68027	Deutsche Bank AG – HSI R Bear CBBC Mar 2010 H	300,000,000	2009/11/03	2010/03/30	75.00
68028	Goldman Sachs SP (Asia) – HSI R Bear CBBC Apr 2010 M	200,000,000	2009/11/03	2010/04/29	50.00
68030	KBC Fin Products Int'l Ltd. – HSBC R Bear CBBC Feb 2010 E	188,000,000	2009/11/03	2010/02/18	47.00
68031	KBC Fin Products Int'l Ltd. – HSBC R Bear CBBC Apr 2010 A	188,000,000	2009/11/03	2010/04/01	54.52
68029	KBC Fin Products Int'l Ltd. – HSI R Bear CBBC Mar 2010 D	300,000,000	2009/11/03	2010/03/30	75.00
68032	KBC Fin Products Int'l Ltd. – SHK Ppt R Bear CBBC Apr 2010 A	188,000,000	2009/11/03	2010/04/01	47.00
68023	UBS AG – China Life R Bull CBBC Feb 2010 M	200,000,000	2009/11/03	2010/02/22	50.00
68024	UBS AG – CM Bank R Bull CBBC Feb 2010 G	100,000,000	2009/11/03	2010/02/22	38.00
68026	UBS AG – HSBC R Bear CBBC Feb 2010 W	200,000,000	2009/11/03	2010/02/22	50.00
68020	UBS AG – HSCEI R Bear CBBC Apr 2010 A	100,000,000	2009/11/03	2010/04/29	25.00
68010	UBS AG – HSI R Bull CBBC Mar 2010 K	300,000,000	2009/11/03	2010/03/30	75.00
68013	UBS AG – HSI R Bull CBBC May 2010 W	300,000,000	2009/11/03	2010/05/28	75.00
68018	UBS AG – HSI R Bear CBBC Apr 2010 D	300,000,000	2009/11/03	2010/04/29	75.00
68019	UBS AG – HSI R Bear CBBC Apr 2010 U	300,000,000	2009/11/03	2010/04/29	75.00
68025	UBS AG – Ping An R Bull CBBC Feb 2010 J	100,000,000	2009/11/03	2010/02/22	25.00
68073	ABN AMRO Bank N.V. – HSI R Bear CBBC Feb 2010 H	250,000,000	2009/11/04	2010/02/25	62.50
68072	ABN AMRO Bank N.V. – HSI R Bear CBBC Feb 2010 M	250,000,000	2009/11/04	2010/02/25	62.50
68074	BNP Paribas Arbit Issu B.V. – HSI R Bear CBBC May 2010 C	300,000,000	2009/11/04	2010/05/28	75.00
68075	BNP Paribas Arbit Issu B.V. – HSI R Bear CBBC May 2010 D	300,000,000	2009/11/04	2010/05/28	75.00
68065	Credit Suisse – China Mobile R Bear CBBC Mar 2010 A	100,000,000	2009/11/04	2010/03/29	25.00

Main Board Callable Bull/Bear Contracts

Code	Callable Bull / Bear Contracts	No. of issue (units)	Listing date	Expiry	Amount raised (HK\$ mil.)
68057	Credit Suisse – HSI R Bull CBBC Mar 2010 A	200,000,000	2009/11/04	2010/03/30	50.00
68063	Credit Suisse – HSI R Bear CBBC Mar 2010 D	200,000,000	2009/11/04	2010/03/30	50.00
68064	Credit Suisse – HSI R Bear CBBC Mar 2010 F	200,000,000	2009/11/04	2010/03/30	50.00
68070	Deutsche Bank AG – CNOOC R Bear CBBC Apr 2010 F	150,000,000	2009/11/04	2010/04/26	37.50
68071	Deutsche Bank AG – HKEx R Bear CBBC Mar 2010 E	150,000,000	2009/11/04	2010/03/29	46.50
68050	Deutsche Bank AG – HSI R Bull CBBC Mar 2010 R	300,000,000	2009/11/04	2010/03/30	75.00
68051	Deutsche Bank AG – HSI R Bull CBBC Mar 2010 V	300,000,000	2009/11/04	2010/03/30	75.00
68052	Deutsche Bank AG – HSI R Bear CBBC Feb 2010 N	300,000,000	2009/11/04	2010/02/25	75.00
68069	Deutsche Bank AG – HSI R Bear CBBC Apr 2010 H	300,000,000	2009/11/04	2010/04/29	75.00
68066	KBC Fin Products Int'l Ltd. – HSBC R Bear CBBC Apr 2010 B	188,000,000	2009/11/04	2010/04/01	47.00
68067	KBC Fin Products Int'l Ltd. – HSI R Bear CBBC Feb 2010 S	208,000,000	2009/11/04	2010/02/25	52.00
68068	KBC Fin Products Int'l Ltd. – HSI R Bear CBBC Mar 2010 F	248,000,000	2009/11/04	2010/03/30	62.00
68041	SGA Societe Generale Acceptance N.V. – CLife R Bear CBBC Mar10B	100,000,000	2009/11/04	2010/03/10	46.00
68042	SGA Societe Generale Acceptance N.V. – CLife R Bear CBBC Mar10C	100,000,000	2009/11/04	2010/03/10	56.00
68040	SGA Societe Generale Acceptance N.V. – CNOOC R Bear CBBC Apr10B	200,000,000	2009/11/04	2010/04/28	52.00
68037	SGA Societe Generale Acceptance N.V. – HKEx R Bull CBBC Mar10C	150,000,000	2009/11/04	2010/03/10	37.50
68053	SGA Societe Generale Acceptance N.V. – HSI R Bull CBBC Apr10U	300,000,000	2009/11/04	2010/04/29	75.00
68056	SGA Societe Generale Acceptance N.V. – HSI R Bear CBBC Mar10A	300,000,000	2009/11/04	2010/03/30	75.00
68055	SGA Societe Generale Acceptance N.V. – HSI R Bear CBBC Mar10C	300,000,000	2009/11/04	2010/03/30	75.00
68054	SGA Societe Generale Acceptance N.V. – HSI R Bear CBBC Mar10L	300,000,000	2009/11/04	2010/03/30	75.00
68036	SGA Societe Generale Acceptance N.V. – HSI R Bear CBBC Mar10O	300,000,000	2009/11/04	2010/03/30	75.00
68035	SGA Societe Generale Acceptance N.V. – HSI R Bear CBBC Mar10P	300,000,000	2009/11/04	2010/03/30	75.00
68038	SGA Societe Generale Acceptance N.V. – TCH R Bull CBBC Mar10A	100,000,000	2009/11/04	2010/03/10	36.00
68039	SGA Societe Generale Acceptance N.V. – TCH R Bull CBBC Mar10B	100,000,000	2009/11/04	2010/03/10	26.00
68043	SGA Societe Generale Acceptance N.V. – TCH R Bear CBBC Mar10C	100,000,000	2009/11/04	2010/03/10	29.00
68044	SGA Societe Generale Acceptance N.V. – TCH R Bear CBBC Mar10D	100,000,000	2009/11/04	2010/03/10	39.00
68049	UBS AG – China Mobile R Bull CBBC Feb 2010 Z	200,000,000	2009/11/04	2010/02/22	50.00
68059	UBS AG – China Mobile R Bear CBBC Feb 2010 B	200,000,000	2009/11/04	2010/02/22	50.00
68048	UBS AG – A50 China R Bull CBBC Feb 2010 X	200,000,000	2009/11/04	2010/02/22	50.00
68061	UBS AG – HKEx R Bear CBBC Feb 2010 I	200,000,000	2009/11/04	2010/02/22	50.00
68045	UBS AG – HSI R Bull CBBC Feb 2010 B	300,000,000	2009/11/04	2010/02/25	75.00
68046	UBS AG – HSI R Bull CBBC Feb 2010 U	300,000,000	2009/11/04	2010/02/25	75.00
68047	UBS AG – HSI R Bull CBBC Mar 2010 Q	300,000,000	2009/11/04	2010/03/30	75.00
68058	UBS AG – HSI R Bear CBBC Feb 2010 R	300,000,000	2009/11/04	2010/02/25	75.00
68062	UBS AG – HSI R Bear CBBC Mar 2010 A	300,000,000	2009/11/04	2010/03/30	75.00
68060	UBS AG – SHK Ppt R Bear CBBC Feb 2010 X	100,000,000	2009/11/04	2010/02/22	25.00
67009#	Credit Suisse – HSI R Bear CBBC Feb 2010 E	200,000,000	2009/11/04	2010/02/25	34.60
68125	ABN AMRO Bank N.V. – HSI R Bear CBBC Feb 2010 I	250,000,000	2009/11/05	2010/02/25	62.50
68126	ABN AMRO Bank N.V. – HSI R Bear CBBC Feb 2010 N	250,000,000	2009/11/05	2010/02/25	62.50
68127	ABN AMRO Bank N.V. – TCH R Bear CBBC Feb 2010 A	80,000,000	2009/11/05	2010/02/22	20.00
68097	Credit Suisse – China Life R Bear CBBC Mar 2010 D	100,000,000	2009/11/05	2010/03/29	25.00
68098	Credit Suisse – A50 China R Bear CBBC Mar 2010 C	100,000,000	2009/11/05	2010/03/29	25.00
68099	Credit Suisse – HKEx R Bear CBBC May 2010 A	100,000,000	2009/11/05	2010/05/24	25.00
68100	Credit Suisse – HSBC R Bear CBBC Mar 2010 B	100,000,000	2009/11/05	2010/03/29	25.00
68078	Credit Suisse – HSI R Bull CBBC Mar 2010 Q	210,000,000	2009/11/05	2010/03/30	52.50

Main Board Callable Bull/Bear Contracts

Code	Callable Bull / Bear Contracts	No. of issue (units)	Listing date	Expiry	Amount raised (HK\$ mil.)
68077	Credit Suisse – HSI R Bull CBBC Mar 2010 R	200,000,000	2009/11/05	2010/03/30	50.00
68094	Credit Suisse – HSI R Bull CBBC Mar 2010 U	210,000,000	2009/11/05	2010/03/30	52.50
68095	Credit Suisse – HSI R Bull CBBC Apr 2010 I	210,000,000	2009/11/05	2010/04/29	52.50
68096	Credit Suisse – HSI R Bull CBBC Apr 2010 J	210,000,000	2009/11/05	2010/04/29	52.50
68120	Credit Suisse – HSI R Bear CBBC Mar 2010 P	200,000,000	2009/11/05	2010/03/30	50.00
68119	Credit Suisse – HSI R Bear CBBC Mar 2010 T	210,000,000	2009/11/05	2010/03/30	52.50
68121	Credit Suisse – HSI R Bear CBBC Apr 2010 K	210,000,000	2009/11/05	2010/04/29	52.50
68091	Deutsche Bank AG – China Mobile R Bear CBBC Apr 2010 B	150,000,000	2009/11/05	2010/04/19	37.50
68122	Deutsche Bank AG – China Life R Bear CBBC Mar 2010 H	150,000,000	2009/11/05	2010/03/29	49.50
68123	Deutsche Bank AG – China Life R Bear CBBC Mar 2010 I	150,000,000	2009/11/05	2010/03/29	64.50
68079	Deutsche Bank AG – HSI R Bull CBBC Feb 2010 B	300,000,000	2009/11/05	2010/02/25	75.00
68080	Deutsche Bank AG – HSI R Bull CBBC Feb 2010 Y	300,000,000	2009/11/05	2010/02/25	75.00
68124	Deutsche Bank AG – HSI R Bull CBBC Apr 2010 V	300,000,000	2009/11/05	2010/04/29	75.00
68092	Deutsche Bank AG – HSI R Bear CBBC Apr 2010 F	300,000,000	2009/11/05	2010/04/29	75.00
68093	Deutsche Bank AG – HSI R Bear CBBC Apr 2010 Y	300,000,000	2009/11/05	2010/04/29	81.00
68129	Goldman Sachs SP (Asia) – HSI R Bull CBBC Feb 2010 U	200,000,000	2009/11/05	2010/02/25	50.00
68133	Goldman Sachs SP (Asia) – HSI R Bear CBBC Feb 2010 G	200,000,000	2009/11/05	2010/02/25	50.00
68131	Goldman Sachs SP (Asia) – HSI R Bear CBBC Mar 2010 D	200,000,000	2009/11/05	2010/03/30	50.00
68132	Goldman Sachs SP (Asia) – HSI R Bear CBBC Mar 2010 E	200,000,000	2009/11/05	2010/03/30	50.00
68130	Goldman Sachs SP (Asia) – HSI R Bear CBBC Mar 2010 F	200,000,000	2009/11/05	2010/03/30	50.00
68134	Goldman Sachs SP (Asia) – HSI R Bear CBBC Apr 2010 V	200,000,000	2009/11/05	2010/04/29	50.00
68076	HK Bank – HSI R Bear CBBC May 2010 I	150,000,000	2009/11/05	2010/05/28	37.50
68128	KBC Fin Products Int'l Ltd. – CP&CC R Bull CBBC Apr 2010 B	208,000,000	2009/11/05	2010/04/01	52.00
68087	KBC Fin Products Int'l Ltd. – HSI R Bull CBBC Feb 2010 U	208,000,000	2009/11/05	2010/02/25	52.00
68088	KBC Fin Products Int'l Ltd. – HSI R Bull CBBC Mar 2010 A	248,000,000	2009/11/05	2010/03/30	62.00
68089	KBC Fin Products Int'l Ltd. – HSI R Bull CBBC Mar 2010 B	248,000,000	2009/11/05	2010/03/30	62.00
68090	KBC Fin Products Int'l Ltd. – HSI R Bull CBBC Apr 2010 E	308,000,000	2009/11/05	2010/04/29	77.00
68107	UBS AG – BankComm R Bear CBBC Feb 2010 F	100,000,000	2009/11/05	2010/02/22	25.00
68110	UBS AG – China Tel R Bear CBBC Feb 2010 J	100,000,000	2009/11/05	2010/02/22	25.00
68109	UBS AG – CCHC R Bear CBBC Mar 2010 J	100,000,000	2009/11/05	2010/03/01	25.00
68108	UBS AG – CNOOC R Bear CBBC Feb 2010 O	100,000,000	2009/11/05	2010/02/22	25.00
68116	UBS AG – A50 China R Bear CBBC Feb 2010 Y	200,000,000	2009/11/05	2010/02/22	50.00
68085	UBS AG – HKEX R Bull CBBC Feb 2010 M	200,000,000	2009/11/05	2010/02/22	50.00
68111	UBS AG – HKEX R Bear CBBC Feb 2010 N	200,000,000	2009/11/05	2010/02/22	50.00
68081	UBS AG – HSCEI R Bull CBBC Mar 2010 T	100,000,000	2009/11/05	2010/03/30	25.00
68082	UBS AG – HSI R Bull CBBC Feb 2010 Y	300,000,000	2009/11/05	2010/02/25	75.00
68083	UBS AG – HSI R Bull CBBC Mar 2010 U	300,000,000	2009/11/05	2010/03/30	75.00
68084	UBS AG – HSI R Bull CBBC Mar 2010 W	300,000,000	2009/11/05	2010/03/30	75.00
68101	UBS AG – HSI R Bear CBBC Feb 2010 X	300,000,000	2009/11/05	2010/02/25	75.00
68104	UBS AG – HSI R Bear CBBC Mar 2010 O	300,000,000	2009/11/05	2010/03/30	75.00
68103	UBS AG – HSI R Bear CBBC Mar 2010 V	300,000,000	2009/11/05	2010/03/30	75.00
68102	UBS AG – HSI R Bear CBBC Mar 2010 X	300,000,000	2009/11/05	2010/03/30	75.00
68105	UBS AG – HSI R Bear CBBC Apr 2010 M	300,000,000	2009/11/05	2010/04/29	75.00
68106	UBS AG – HSI R Bear CBBC May 2010 U	300,000,000	2009/11/05	2010/05/28	75.00
68117	UBS AG – HSI R Bear CBBC Jun 2010 J	400,000,000	2009/11/05	2010/06/29	100.00

Main Board Callable Bull/Bear Contracts

Code	Callable Bull / Bear Contracts	No. of issue (units)	Listing date	Expiry	Amount raised (HK\$ mil.)
68118	UBS AG – HSI R Bear CBBC Jun 2010 K	400,000,000	2009/11/05	2010/06/29	100.00
68112	UBS AG – Hutchison R Bear CBBC Feb 2010 G	100,000,000	2009/11/05	2010/02/22	25.00
68086	UBS AG – Petrochina R Bull CBBC Feb 2010 M	100,000,000	2009/11/05	2010/02/22	25.00
68113	UBS AG – Petrochina R Bear CBBC Feb 2010 N	100,000,000	2009/11/05	2010/02/22	25.00
68114	UBS AG – Ping An R Bear CBBC Feb 2010 K	100,000,000	2009/11/05	2010/02/22	25.00
68115	UBS AG – SHK Ppt R Bear CBBC Feb 2010 Y	100,000,000	2009/11/05	2010/02/22	25.00
68149	BOCI Asia Ltd. – HSI R Bear CBBC Feb 2010 C	200,000,000	2009/11/06	2010/02/25	50.00
68175	Credit Suisse – HSI R Bull CBBC Mar 2010 O	210,000,000	2009/11/06	2010/03/30	52.50
68174	Credit Suisse – HSI R Bull CBBC Mar 2010 V	200,000,000	2009/11/06	2010/03/30	50.00
68176	Credit Suisse – HSI R Bull CBBC Apr 2010 L	200,000,000	2009/11/06	2010/04/29	50.00
68157	Credit Suisse – HSI R Bear CBBC Mar 2010 E	210,000,000	2009/11/06	2010/03/30	52.50
68156	Credit Suisse – HSI R Bear CBBC Mar 2010 J	200,000,000	2009/11/06	2010/03/30	50.00
68158	Deutsche Bank AG – HSI R Bull CBBC Feb 2010 L	300,000,000	2009/11/06	2010/02/25	75.00
68159	Deutsche Bank AG – HSI R Bull CBBC Mar 2010 C	300,000,000	2009/11/06	2010/03/30	78.00
68151	Deutsche Bank AG – HSI R Bear CBBC Feb 2010 C	300,000,000	2009/11/06	2010/02/25	75.00
68150	Deutsche Bank AG – HSI R Bear CBBC Feb 2010 R	300,000,000	2009/11/06	2010/02/25	75.00
68172	Goldman Sachs SP (Asia) – HSI R Bull CBBC Mar 2010 K	200,000,000	2009/11/06	2010/03/30	50.00
68171	Goldman Sachs SP (Asia) – HSI R Bull CBBC Mar 2010 L	200,000,000	2009/11/06	2010/03/30	50.00
68173	Goldman Sachs SP (Asia) – HSI R Bull CBBC Apr 2010 U	200,000,000	2009/11/06	2010/04/29	50.00
68144	CC Rabobank B.A. – HSI R Bear CBBC Apr 2010 E	200,000,000	2009/11/06	2010/04/29	50.00
68145	CC Rabobank B.A. – HSI R Bear CBBC Apr 2010 F	200,000,000	2009/11/06	2010/04/29	50.00
68146	CC Rabobank B.A. – HSI R Bear CBBC Apr 2010 G	200,000,000	2009/11/06	2010/04/29	50.00
68147	CC Rabobank B.A. – HSI R Bear CBBC May 2010 L	200,000,000	2009/11/06	2010/05/28	50.00
68148	CC Rabobank B.A. – HSI R Bear CBBC May 2010 M	200,000,000	2009/11/06	2010/05/28	50.00
68160	SGA Societe Generale Acceptance N.V. – HSI R Bull CBBC Apr10G	300,000,000	2009/11/06	2010/04/29	75.00
68161	SGA Societe Generale Acceptance N.V. – HSI R Bull CBBC Apr10H	300,000,000	2009/11/06	2010/04/29	75.00
68162	SGA Societe Generale Acceptance N.V. – HSI R Bull CBBC Apr10V	300,000,000	2009/11/06	2010/04/29	75.00
68163	SGA Societe Generale Acceptance N.V. – HSI R Bull CBBC Apr10W	300,000,000	2009/11/06	2010/04/29	75.00
68164	SGA Societe Generale Acceptance N.V. – HSI R Bull CBBC Apr10X	300,000,000	2009/11/06	2010/04/29	75.00
68165	SGA Societe Generale Acceptance N.V. – HSI R Bull CBBC Apr10Y	300,000,000	2009/11/06	2010/04/29	75.00
68135	SGA Societe Generale Acceptance N.V. – HSI R Bull CBBC May10L	300,000,000	2009/11/06	2010/05/28	75.00
68138	SGA Societe Generale Acceptance N.V. – HSI R Bear CBBC Mar10Q	300,000,000	2009/11/06	2010/03/30	75.00
68137	SGA Societe Generale Acceptance N.V. – HSI R Bear CBBC Mar10R	300,000,000	2009/11/06	2010/03/30	75.00
68136	SGA Societe Generale Acceptance N.V. – HSI R Bear CBBC Mar10S	300,000,000	2009/11/06	2010/03/30	75.00
68140	SGA Societe Generale Acceptance N.V. – HSI R Bear CBBC Mar10T	300,000,000	2009/11/06	2010/03/30	75.00
68139	SGA Societe Generale Acceptance N.V. – HSI R Bear CBBC Mar10U	300,000,000	2009/11/06	2010/03/30	75.00
68141	SGA Societe Generale Acceptance N.V. – HSI R Bear CBBC Mar10Z	300,000,000	2009/11/06	2010/03/30	75.00
68142	SGA Societe Generale Acceptance N.V. – HSI R Bear CBBC May10D	500,000,000	2009/11/06	2010/05/28	125.00
68143	SGA Societe Generale Acceptance N.V. – HSI R Bear CBBC May10Y	500,000,000	2009/11/06	2010/05/28	125.00
68170	UBS AG – CM Bank R Bear CBBC Mar 2010 A	100,000,000	2009/11/06	2010/03/15	62.00
68166	UBS AG – HSI R Bull CBBC Feb 2010 N	300,000,000	2009/11/06	2010/02/25	75.00
68168	UBS AG – HSI R Bull CBBC Apr 2010 I	300,000,000	2009/11/06	2010/04/29	75.00
68167	UBS AG – HSI R Bull CBBC Apr 2010 Q	300,000,000	2009/11/06	2010/04/29	75.00
68169	UBS AG – HSI R Bull CBBC Jun 2010 L	300,000,000	2009/11/06	2010/06/29	75.00
68152	UBS AG – HSI R Bear CBBC Apr 2010 B	300,000,000	2009/11/06	2010/04/29	75.00

Main Board Callable Bull/Bear Contracts

Code	Callable Bull / Bear Contracts	No. of issue (units)	Listing date	Expiry	Amount raised (HK\$ mil.)
68153	UBS AG – HSI R Bear CBBC Apr 2010 F	300,000,000	2009/11/06	2010/04/29	75.00
68154	UBS AG – HSI R Bear CBBC Apr 2010 Y	300,000,000	2009/11/06	2010/04/29	75.00
68155	UBS AG – HSI R Bear CBBC May 2010 Q	300,000,000	2009/11/06	2010/05/28	75.00
68197	Credit Suisse – China Mobile R Bear CBBC Mar 2010 B	100,000,000	2009/11/09	2010/03/29	25.00
68186	Credit Suisse – HSI R Bull CBBC Mar 2010 I	210,000,000	2009/11/09	2010/03/30	52.50
68196	Credit Suisse – HSI R Bull CBBC Apr 2010 M	210,000,000	2009/11/09	2010/04/29	52.50
68192	Credit Suisse – HSI R Bear CBBC Mar 2010 H	210,000,000	2009/11/09	2010/03/30	52.50
68200	Credit Suisse – HSI R Bear CBBC Apr 2010 N	200,000,000	2009/11/09	2010/04/29	50.00
68201	Credit Suisse – HSI R Bear CBBC Apr 2010 O	200,000,000	2009/11/09	2010/04/29	50.00
68202	Deutsche Bank AG – China Life R Bull CBBC Mar 2010 J	150,000,000	2009/11/09	2010/03/15	40.50
68187	Deutsche Bank AG – HSI R Bull CBBC Mar 2010 W	300,000,000	2009/11/09	2010/03/30	75.00
68179	Deutsche Bank AG – HSI R Bull CBBC Apr 2010 W	300,000,000	2009/11/09	2010/04/29	75.00
68199	Deutsche Bank AG – HSI R Bear CBBC Mar 2010 J	300,000,000	2009/11/09	2010/03/30	84.00
68198	Deutsche Bank AG – HSI R Bear CBBC Mar 2010 O	300,000,000	2009/11/09	2010/03/30	75.00
68194	KBC Fin Products Int'l Ltd. – Angang Steel R Bull CBBC Mar10B	30,000,000	2009/11/09	2010/03/15	11.70
68195	KBC Fin Products Int'l Ltd. – Angang Steel R Bull CBBC Mar10C	30,000,000	2009/11/09	2010/03/01	10.20
68190	KBC Fin Products Int'l Ltd. – HSI R Bear CBBC Feb 2010 T	208,000,000	2009/11/09	2010/02/25	52.00
68191	KBC Fin Products Int'l Ltd. – HSI R Bear CBBC Apr 2010 F	308,000,000	2009/11/09	2010/04/29	77.00
68177	SGA Societe Generale Acceptance N.V. – CTel R Bear CBBC Mar10A	150,000,000	2009/11/09	2010/03/10	37.50
68178	SGA Societe Generale Acceptance N.V. – ICBC R Bull CBBC Apr10A	300,000,000	2009/11/09	2010/04/28	75.00
68183	UBS AG – China Mobile R Bull CBBC Feb 2010 C	200,000,000	2009/11/09	2010/02/22	50.00
68193	UBS AG – China Life R Bull CBBC Feb 2010 X	200,000,000	2009/11/09	2010/02/22	50.00
68182	UBS AG – China Life R Bull CBBC Feb 2010 Z	200,000,000	2009/11/09	2010/02/22	50.00
68189	UBS AG – China Life R Bear CBBC Feb 2010 Y	200,000,000	2009/11/09	2010/02/22	50.00
68184	UBS AG – CNOOC R Bull CBBC Feb 2010 P	100,000,000	2009/11/09	2010/02/22	25.00
68188	UBS AG – A50 China R Bear CBBC Feb 2010 Z	200,000,000	2009/11/09	2010/02/22	50.00
68185	UBS AG – R&F R Bull CBBC Feb 2010 F	100,000,000	2009/11/09	2010/02/22	25.00
68180	UBS AG – HSI R Bull CBBC Feb 2010 K	300,000,000	2009/11/09	2010/02/25	75.00
68181	UBS AG – HSI R Bull CBBC Jun 2010 M	400,000,000	2009/11/09	2010/06/29	100.00
68209	BNP Paribas Arbit Issu B.V. – HSI R Bull CBBC Apr 2010 P	300,000,000	2009/11/10	2010/04/29	75.00
68205	BNP Paribas Arbit Issu B.V. – HSI R Bear CBBC May 2010 E	300,000,000	2009/11/10	2010/05/28	75.00
68208	Credit Suisse – A50 China R Bull CBBC Mar 2010 D	100,000,000	2009/11/10	2010/03/29	25.00
68206	Credit Suisse – HSI R Bull CBBC Mar 2010 C	210,000,000	2009/11/10	2010/03/30	52.50
68210	Credit Suisse – HSI R Bear CBBC Mar 2010 X	210,000,000	2009/11/10	2010/03/30	52.50
68211	KBC Fin Products Int'l Ltd. – Ch Mobile R Bear CBBC Mar10A	208,000,000	2009/11/10	2010/03/01	52.00
68212	KBC Fin Products Int'l Ltd. – Ch Mobile R Bear CBBC Mar10B	208,000,000	2009/11/10	2010/03/08	56.16
68213	KBC Fin Products Int'l Ltd. – HKEx R Bear CBBC Feb 2010 D	188,000,000	2009/11/10	2010/02/12	47.00
68207	UBS AG – A50 China R Bull CBBC Feb 2010 D	200,000,000	2009/11/10	2010/02/22	50.00
68203	UBS AG – HSCEI R Bear CBBC Feb 2010 O	200,000,000	2009/11/10	2010/02/25	50.00
68204	UBS AG – TCH R Bear CBBC Feb 2010 D	100,000,000	2009/11/10	2010/02/22	25.00
68222	BNP Paribas Arbit Issu B.V. – HSI R Bull CBBC May 2010 F	300,000,000	2009/11/11	2010/05/28	75.00
68223	Credit Suisse – A50 China R Bull CBBC Mar 2010 E	100,000,000	2009/11/11	2010/03/29	25.00
68224	Deutsche Bank AG – A50 China R Bull CBBC May 2010 A	150,000,000	2009/11/11	2010/05/17	37.50
68218	Deutsche Bank AG – HSI R Bear CBBC May 2010 J	300,000,000	2009/11/11	2010/05/28	75.00
68214	HK Bank – HSI R Bull CBBC Jul 2010 D	160,000,000	2009/11/11	2010/07/29	40.00

Main Board Callable Bull/Bear Contracts

Code	Callable Bull / Bear Contracts	No. of issue (units)	Listing date	Expiry	Amount raised (HK\$ mil.)
68215	HK Bank – HSI R Bull CBBC Jul 2010 E	160,000,000	2009/11/11	2010/07/29	40.00
68216	HK Bank – HSI R Bear CBBC Jul 2010 F	160,000,000	2009/11/11	2010/07/29	40.00
68217	HK Bank – HSI R Bear CBBC Jul 2010 G	160,000,000	2009/11/11	2010/07/29	40.00
68220	UBS AG – CHALCO R Bear CBBC Feb 2010 S	100,000,000	2009/11/11	2010/02/22	25.00
68219	UBS AG – Angang Steel R Bull CBBC Feb 2010 C	100,000,000	2009/11/11	2010/02/22	25.00
68221	UBS AG – R&F R Bear CBBC Feb 2010 G	100,000,000	2009/11/11	2010/02/22	32.50
68229	Credit Suisse – HSI R Bull CBBC Apr 2010 P	200,000,000	2009/11/12	2010/04/29	50.00
68227	Deutsche Bank AG – HSI R Bull CBBC Mar 2010 S	300,000,000	2009/11/12	2010/03/30	75.00
68228	Deutsche Bank AG – HSI R Bull CBBC May 2010 K	300,000,000	2009/11/12	2010/05/28	81.00
68230	Deutsche Bank AG – HSI R Bear CBBC Mar 2010 V	300,000,000	2009/11/12	2010/03/30	75.00
68232	UBS AG – Angang Steel R Bear CBBC Feb 2010 D	100,000,000	2009/11/12	2010/02/22	30.00
68231	UBS AG – CUni R Bull CBBC Feb 2010 H	100,000,000	2009/11/12	2010/02/22	25.00
68225	UBS AG – CM Bank R Bull CBBC Feb 2010 H	100,000,000	2009/11/12	2010/02/22	35.50
68233	UBS AG – CM Bank R Bear CBBC Mar 2010 B	100,000,000	2009/11/12	2010/03/15	61.00
68226	UBS AG – HSI R Bull CBBC Feb 2010 L	300,000,000	2009/11/12	2010/02/25	75.00
68234	UBS AG – HSI R Bear CBBC Feb 2010 A	300,000,000	2009/11/12	2010/02/25	75.00
68254	ABN AMRO Bank N.V. – A50 China R Bull CBBC Feb 2010 D	80,000,000	2009/11/13	2010/02/25	20.00
68255	BNP Paribas Arbit Issu B.V. – HSI R Bull CBBC Apr 2010 Q	300,000,000	2009/11/13	2010/04/29	75.00
68256	BNP Paribas Arbit Issu B.V. – HSI R Bull CBBC Apr 2010 R	300,000,000	2009/11/13	2010/04/29	75.00
68246	Credit Suisse – HKEx R Bull CBBC May 2010 B	100,000,000	2009/11/13	2010/05/24	46.00
68244	Credit Suisse – HSI R Bull CBBC Apr 2010 R	200,000,000	2009/11/13	2010/04/29	50.00
68236	Credit Suisse – HSI R Bear CBBC Apr 2010 Q	200,000,000	2009/11/13	2010/04/29	50.00
68248	Credit Suisse – HSI R Bear CBBC Apr 2010 S	210,000,000	2009/11/13	2010/04/29	52.50
68241	Deutsche Bank AG – HSI R Bull CBBC Apr 2010 K	300,000,000	2009/11/13	2010/04/29	78.00
68245	Deutsche Bank AG – HSI R Bear CBBC Apr 2010 J	300,000,000	2009/11/13	2010/04/29	75.00
68235	Deutsche Bank AG – HSI R Bear CBBC Apr 2010 O	300,000,000	2009/11/13	2010/04/29	75.00
68251	KBC Fin Products Int'l Ltd. – HSI R Bull CBBC Feb 2010 O	248,000,000	2009/11/13	2010/02/25	62.00
68252	KBC Fin Products Int'l Ltd. – HSI R Bull CBBC Feb 2010 Q	208,000,000	2009/11/13	2010/02/25	52.00
68253	KBC Fin Products Int'l Ltd. – HSI R Bull CBBC Mar 2010 L	248,000,000	2009/11/13	2010/03/30	62.00
68242	SGA Societe Generale Acceptance N.V. – HSI R Bull CBBC Apr10T	300,000,000	2009/11/13	2010/04/29	75.00
68243	SGA Societe Generale Acceptance N.V. – HSI R Bear CBBC Mar10G	300,000,000	2009/11/13	2010/03/30	75.00
68247	UBS AG – HKEx R Bull CBBC Feb 2010 R	200,000,000	2009/11/13	2010/02/22	50.00
68240	UBS AG – HKEx R Bear CBBC Feb 2010 O	200,000,000	2009/11/13	2010/02/22	50.00
68250	UBS AG – HSI R Bull CBBC Mar 2010 K	300,000,000	2009/11/13	2010/03/30	75.00
68237	UBS AG – HSI R Bear CBBC Mar 2010 H	300,000,000	2009/11/13	2010/03/30	75.00
68238	UBS AG – HSI R Bear CBBC Apr 2010 Y	300,000,000	2009/11/13	2010/04/29	75.00
68239	UBS AG – HSI R Bear CBBC May 2010 W	300,000,000	2009/11/13	2010/05/28	75.00
68249	UBS AG – TCH R Bull CBBC Feb 2010 E	100,000,000	2009/11/13	2010/02/22	25.00
68297	ABN AMRO Bank N.V. – HSI R Bull CBBC Feb 2010 J	250,000,000	2009/11/16	2010/02/25	62.50
68298	ABN AMRO Bank N.V. – HSI R Bull CBBC Feb 2010 L	250,000,000	2009/11/16	2010/02/25	62.50
68299	BNP Paribas Arbit Issu B.V. – HSI R Bull CBBC Apr 2010 S	300,000,000	2009/11/16	2010/04/29	75.00
68300	BNP Paribas Arbit Issu B.V. – HSI R Bull CBBC Apr 2010 T	300,000,000	2009/11/16	2010/04/29	75.00
68291	Credit Suisse AG – China Life R Bull CBBC May 2010 B	100,000,000	2009/11/16	2010/05/24	27.50
68289	Credit Suisse AG – HSI R Bull CBBC Apr 2010 U	210,000,000	2009/11/16	2010/04/29	52.50
68290	Credit Suisse AG – HSI R Bull CBBC Apr 2010 V	200,000,000	2009/11/16	2010/04/29	50.00

Main Board Callable Bull/Bear Contracts

Code	Callable Bull / Bear Contracts	No. of issue (units)	Listing date	Expiry	Amount raised (HK\$ mil.)
68273	Credit Suisse AG – HSI R Bear CBBC Apr 2010 T	200,000,000	2009/11/16	2010/04/29	50.00
68278	Deutsche Bank AG – China Life R Bull CBBC Mar 2010 K	150,000,000	2009/11/16	2010/03/29	48.00
68292	Deutsche Bank AG – HSI R Bull CBBC Mar 2010 O	300,000,000	2009/11/16	2010/03/30	75.00
68276	Deutsche Bank AG – HSI R Bull CBBC Apr 2010 B	300,000,000	2009/11/16	2010/04/29	81.00
68277	Deutsche Bank AG – HSI R Bull CBBC Apr 2010 I	300,000,000	2009/11/16	2010/04/29	75.00
68268	Deutsche Bank AG – HSI R Bear CBBC Mar 2010 R	300,000,000	2009/11/16	2010/03/30	75.00
68279	Deutsche Bank AG – TCH R Bull CBBC Mar 2010 A	150,000,000	2009/11/16	2010/03/08	42.00
68280	Deutsche Bank AG – TCH R Bull CBBC Mar 2010 B	150,000,000	2009/11/16	2010/03/08	37.50
68301	Goldman Sachs SP (Asia) – HSI R Bull CBBC Mar 2010 J	200,000,000	2009/11/16	2010/03/30	50.00
68302	Goldman Sachs SP (Asia) – HSI R Bull CBBC Mar 2010 Q	200,000,000	2009/11/16	2010/03/30	50.00
68295	KBC Fin Products Int'l Ltd. – A50 China R Bull CBBC Feb 10 E	188,000,000	2009/11/16	2010/02/23	48.88
68296	KBC Fin Products Int'l Ltd. – A50 China R Bull CBBC Mar 10 B	188,000,000	2009/11/16	2010/03/10	47.00
68293	KBC Fin Products Int'l Ltd. – HSI R Bull CBBC Feb 2010 W	208,000,000	2009/11/16	2010/02/25	52.00
68294	KBC Fin Products Int'l Ltd. – HSI R Bull CBBC Mar 2010 O	248,000,000	2009/11/16	2010/03/30	66.96
68272	KBC Fin Products Int'l Ltd. – HSI R Bear CBBC Mar 2010 M	208,000,000	2009/11/16	2010/03/30	52.00
68264	CC Rabobank B.A. – HSI R Bull CBBC May 2010 N	200,000,000	2009/11/16	2010/05/28	50.00
68265	CC Rabobank B.A. – HSI R Bull CBBC May 2010 O	200,000,000	2009/11/16	2010/05/28	50.00
68266	CC Rabobank B.A. – HSI R Bull CBBC May 2010 P	200,000,000	2009/11/16	2010/05/28	50.00
68267	CC Rabobank B.A. – HSI R Bull CBBC May 2010 Q	200,000,000	2009/11/16	2010/05/28	50.00
68271	CC Rabobank B.A. – HSI R Bear CBBC May 2010 R	200,000,000	2009/11/16	2010/05/28	50.00
68262	SGA Societe Generale Acceptance N.V. – CMob R Bear CBBC Mar10A	300,000,000	2009/11/16	2010/03/10	75.00
68260	SGA Societe Generale Acceptance N.V. – CCHC R Bear CBBC Mar10B	100,000,000	2009/11/16	2010/03/10	25.00
68258	SGA Societe Generale Acceptance N.V. – CLife R Bull CBBC Mar10D	100,000,000	2009/11/16	2010/03/10	40.00
68259	SGA Societe Generale Acceptance N.V. – CLife R Bull CBBC Mar10E	100,000,000	2009/11/16	2010/03/10	30.00
68261	SGA Societe Generale Acceptance N.V. – CMB R Bear CBBC Mar10A	100,000,000	2009/11/16	2010/03/10	38.00
68257	SGA Societe Generale Acceptance N.V. – A50 R Bull CBBC Mar10B	150,000,000	2009/11/16	2010/03/10	37.50
68274	SGA Societe Generale Acceptance N.V. – HSI R Bull CBBC Apr10R	300,000,000	2009/11/16	2010/04/29	75.00
68275	SGA Societe Generale Acceptance N.V. – HSI R Bull CBBC Apr10S	300,000,000	2009/11/16	2010/04/29	75.00
68263	SGA Societe Generale Acceptance N.V. – TCH R Bear CBBC Mar10E	100,000,000	2009/11/16	2010/03/10	25.00
68281	UBS AG – China Life R Bull CBBC Feb 2010 E	200,000,000	2009/11/16	2010/02/22	50.00
68270	UBS AG – China Life R Bear CBBC Feb 2010 D	200,000,000	2009/11/16	2010/02/22	50.00
68282	UBS AG – China Shenhua R Bull CBBC Feb 2010 G	100,000,000	2009/11/16	2010/02/22	25.00
68286	UBS AG – China Shenhua R Bear CBBC Mar 2010 A	100,000,000	2009/11/16	2010/03/08	25.00
68287	UBS AG – HSBC R Bear CBBC Feb 2010 X	200,000,000	2009/11/16	2010/02/22	50.00
68283	UBS AG – HSI R Bull CBBC Feb 2010 B	300,000,000	2009/11/16	2010/02/25	75.00
68288	UBS AG – HSI R Bull CBBC Feb 2010 Y	300,000,000	2009/11/16	2010/02/25	75.00
68284	UBS AG – HSI R Bull CBBC Mar 2010 Q	300,000,000	2009/11/16	2010/03/30	75.00
68285	UBS AG – HSI R Bull CBBC May 2010 Q	400,000,000	2009/11/16	2010/05/28	100.00
68269	UBS AG – HSI R Bear CBBC Feb 2010 U	300,000,000	2009/11/16	2010/02/25	75.00
68164#	SGA Societe Generale Acceptance N.V. – HSI R Bull CBBC Apr10X	300,000,000	2009/11/16	2010/04/29	37.80
68320	Credit Suisse AG – China Life R Bear CBBC May 2010 C	100,000,000	2009/11/17	2010/05/24	25.00
68321	Credit Suisse AG – HSI R Bull CBBC Apr 2010 X	210,000,000	2009/11/17	2010/04/29	52.50
68322	Credit Suisse AG – HSI R Bull CBBC Apr 2010 Y	210,000,000	2009/11/17	2010/04/29	52.50
68309	Credit Suisse AG – HSI R Bear CBBC Apr 2010 W	210,000,000	2009/11/17	2010/04/29	52.50
68323	Credit Suisse AG – HSI R Bear CBBC Jun 2010 A	210,000,000	2009/11/17	2010/06/29	52.50

Main Board Callable Bull/Bear Contracts

Code	Callable Bull / Bear Contracts	No. of issue (units)	Listing date	Expiry	Amount raised (HK\$ mil.)
68324	Credit Suisse AG – HSI R Bear CBBC Jun 2010 B	210,000,000	2009/11/17	2010/06/29	55.65
68325	Credit Suisse AG – HSI R Bear CBBC Jun 2010 C	210,000,000	2009/11/17	2010/06/29	69.30
68326	Credit Suisse AG – HSI R Bear CBBC Jun 2010 D	200,000,000	2009/11/17	2010/06/29	106.00
68311	Deutsche Bank AG – HSI R Bull CBBC Mar 2010 N	300,000,000	2009/11/17	2010/03/30	96.00
68310	Deutsche Bank AG – HSI R Bull CBBC Apr 2010 G	300,000,000	2009/11/17	2010/04/29	75.00
68308	Deutsche Bank AG – HSI R Bear CBBC Mar 2010 H	300,000,000	2009/11/17	2010/03/30	75.00
68314	Deutsche Bank AG – HSI R Bear CBBC Apr 2010 D	300,000,000	2009/11/17	2010/04/29	78.00
68330	Goldman Sachs SP (Asia) – HSI R Bull CBBC Mar 2010 T	200,000,000	2009/11/17	2010/03/30	50.00
68303	HK Bank – HSI R Bull CBBC Jul 2010 H	160,000,000	2009/11/17	2010/07/29	40.00
68304	HK Bank – HSI R Bull CBBC Jul 2010 I	160,000,000	2009/11/17	2010/07/29	40.00
68328	KBC Fin Products Int'l Ltd. – China Shenhua R Bull CBBC Feb10B	100,000,000	2009/11/17	2010/02/25	25.00
68329	KBC Fin Products Int'l Ltd. – HSI R Bear CBBC Mar 2010 H	208,000,000	2009/11/17	2010/03/30	52.00
68305	UBS AG – China Life R Bear CBBC Feb 2010 S	200,000,000	2009/11/17	2010/02/22	50.00
68312	UBS AG – China Life R Bear CBBC Mar 2010 C	100,000,000	2009/11/17	2010/03/15	93.00
68315	UBS AG – HSBC R Bull CBBC Feb 2010 Y	200,000,000	2009/11/17	2010/02/22	50.00
68317	UBS AG – HSCEI R Bull CBBC Mar 2010 U	100,000,000	2009/11/17	2010/03/30	25.00
68318	UBS AG – HSI R Bull CBBC Mar 2010 W	300,000,000	2009/11/17	2010/03/30	75.00
68319	UBS AG – HSI R Bull CBBC Apr 2010 I	300,000,000	2009/11/17	2010/04/29	75.00
68306	UBS AG – HSI R Bear CBBC Feb 2010 X	300,000,000	2009/11/17	2010/02/25	75.00
68307	UBS AG – HSI R Bear CBBC Mar 2010 X	300,000,000	2009/11/17	2010/03/30	75.00
68316	UBS AG – Ping An R Bull CBBC Feb 2010 L	100,000,000	2009/11/17	2010/02/22	25.00
68313	UBS AG – Ping An R Bear CBBC Mar 2010 A	100,000,000	2009/11/17	2010/03/08	25.00
68327	UBS AG – TCH R Bull CBBC Feb 2010 F	100,000,000	2009/11/17	2010/02/22	25.00
67070#	Credit Suisse – China Mobile R Bull CBBC Feb 2010 A	100,000,000	2009/11/17	2010/02/08	10.00
68368	ABN AMRO Bank N.V. – China Shenhua R Bull CBBC Feb 2010 A	80,000,000	2009/11/18	2010/02/25	20.00
68358	ABN AMRO Bank N.V. – R&F R Bull CBBC Feb 2010 A	80,000,000	2009/11/18	2010/02/25	20.00
68362	ABN AMRO Bank N.V. – R&F R Bear CBBC Feb 2010 B	80,000,000	2009/11/18	2010/02/25	26.80
68360	ABN AMRO Bank N.V. – HSI R Bull CBBC Feb 2010 I	250,000,000	2009/11/18	2010/02/25	62.50
68359	ABN AMRO Bank N.V. – HSI R Bull CBBC Feb 2010 N	250,000,000	2009/11/18	2010/02/25	62.50
68366	ABN AMRO Bank N.V. – Jiangxi Copper R Bull CBBC Feb 2010 A	80,000,000	2009/11/18	2010/02/25	30.88
68367	ABN AMRO Bank N.V. – Jiangxi Copper R Bull CBBC Feb 2010 B	80,000,000	2009/11/18	2010/02/25	22.08
68371	ABN AMRO Bank N.V. – Jiangxi Copper R Bear CBBC Feb 2010 C	80,000,000	2009/11/18	2010/02/25	20.00
68365	ABN AMRO Bank N.V. – SHK Ppt R Bull CBBC Feb 2010 A	80,000,000	2009/11/18	2010/02/25	20.00
68369	ABN AMRO Bank N.V. – SHK Ppt R Bear CBBC Feb 2010 B	80,000,000	2009/11/18	2010/02/25	20.00
68370	ABN AMRO Bank N.V. – SHK Ppt R Bear CBBC Feb 2010 C	80,000,000	2009/11/18	2010/02/25	21.52
68347	BOCI Asia Ltd. – HSI R Bull CBBC Feb 2010 D	200,000,000	2009/11/18	2010/02/25	50.00
68351	BOCI Asia Ltd. – HSI R Bear CBBC Feb 2010 E	200,000,000	2009/11/18	2010/02/25	50.00
68352	BOCI Asia Ltd. – HSI R Bear CBBC Feb 2010 F	200,000,000	2009/11/18	2010/02/25	50.00
68346	BNP Paribas Arbit Issu B.V. – HSI R Bull CBBC Apr 2010 U	300,000,000	2009/11/18	2010/04/29	75.00
68386	BNP Paribas Arbit Issu B.V. – HSI R Bull CBBC Apr 2010 V	300,000,000	2009/11/18	2010/04/29	75.00
68387	BNP Paribas Arbit Issu B.V. – HSI R Bull CBBC Apr 2010 W	300,000,000	2009/11/18	2010/04/29	75.00
68374	Credit Suisse AG – HSBC R Bull CBBC Apr 2010 A	100,000,000	2009/11/18	2010/04/26	25.00
68373	Credit Suisse AG – HSI R Bull CBBC Apr 2010 K	210,000,000	2009/11/18	2010/04/29	52.50
68372	Credit Suisse AG – HSI R Bull CBBC Apr 2010 N	200,000,000	2009/11/18	2010/04/29	50.00
68348	Credit Suisse AG – HSI R Bear CBBC Apr 2010 Z	200,000,000	2009/11/18	2010/04/29	50.00

Main Board Callable Bull/Bear Contracts

Code	Callable Bull / Bear Contracts	No. of issue (units)	Listing date	Expiry	Amount raised (HK\$ mil.)
68388	Deutsche Bank AG – China Mobile R Bull CBBC Apr 2010 C	150,000,000	2009/11/18	2010/04/19	37.50
68353	Deutsche Bank AG – CC Bank R Bull CBBC Apr 2010 B	150,000,000	2009/11/18	2010/04/19	37.50
68354	Deutsche Bank AG – CNOOC R Bear CBBC Apr 2010 G	150,000,000	2009/11/18	2010/04/19	58.50
68349	Deutsche Bank AG – HSI R Bull CBBC May 2010 M	300,000,000	2009/11/18	2010/05/28	81.00
68350	Deutsche Bank AG – HSI R Bull CBBC May 2010 N	300,000,000	2009/11/18	2010/05/28	75.00
68390	Deutsche Bank AG – HSI R Bull CBBC May 2010 O	300,000,000	2009/11/18	2010/05/28	75.00
68342	Deutsche Bank AG – HSI R Bear CBBC May 2010 L	300,000,000	2009/11/18	2010/05/28	75.00
68391	Deutsche Bank AG – HSI R Bear CBBC May 2010 P	300,000,000	2009/11/18	2010/05/28	135.00
68392	Deutsche Bank AG – HSI R Bear CBBC May 2010 Q	300,000,000	2009/11/18	2010/05/28	96.00
68355	Deutsche Bank AG – Petrochina R Bull CBBC Apr 2010 C	150,000,000	2009/11/18	2010/04/19	37.50
68384	KBC Fin Products Int'l Ltd. – HSBC R Bull CBBC Apr 2010 C	188,000,000	2009/11/18	2010/04/08	52.64
68385	KBC Fin Products Int'l Ltd. – HSBC R Bull CBBC Apr 2010 D	188,000,000	2009/11/18	2010/04/12	47.00
68389	KBC Fin Products Int'l Ltd. – HSBC R Bear CBBC Apr 2010 E	188,000,000	2009/11/18	2010/04/22	60.35
68393	KBC Fin Products Int'l Ltd. – HSI R Bull CBBC Feb 2010 N	208,000,000	2009/11/18	2010/02/25	58.24
68383	KBC Fin Products Int'l Ltd. – HSI R Bull CBBC Feb 2010 P	248,000,000	2009/11/18	2010/02/25	62.00
68361	KBC Fin Products Int'l Ltd. – HSI R Bear CBBC Mar 2010 I	238,000,000	2009/11/18	2010/03/30	59.50
68338	Merrill Lynch Int'l & Co. C.V. – HSI R Bull CBBC May 2010 J	200,000,000	2009/11/18	2010/05/28	50.00
68339	Merrill Lynch Int'l & Co. C.V. – HSI R Bull CBBC May 2010 K	200,000,000	2009/11/18	2010/05/28	50.00
68340	Merrill Lynch Int'l & Co. C.V. – HSI R Bull CBBC May 2010 L	200,000,000	2009/11/18	2010/05/28	50.00
68341	Merrill Lynch Int'l & Co. C.V. – HSI R Bull CBBC May 2010 M	200,000,000	2009/11/18	2010/05/28	50.00
68337	SGA Societe Generale Acceptance NV – HSCEI R Bull CBBC Mar10A	200,000,000	2009/11/18	2010/03/30	50.00
68332	SGA Societe Generale Acceptance N.V. – HSI R Bull CBBC Apr10I	300,000,000	2009/11/18	2010/04/29	75.00
68331	SGA Societe Generale Acceptance N.V. – HSI R Bull CBBC Apr10J	300,000,000	2009/11/18	2010/04/29	75.00
68356	SGA Societe Generale Acceptance N.V. – HSI R Bull CBBC Apr10U	300,000,000	2009/11/18	2010/04/29	75.00
68357	SGA Societe Generale Acceptance N.V. – HSI R Bull CBBC Apr10Y	300,000,000	2009/11/18	2010/04/29	75.00
68333	SGA Societe Generale Acceptance N.V. – HSI R Bear CBBC Mar10M	300,000,000	2009/11/18	2010/03/30	75.00
68335	SGA Societe Generale Acceptance N.V. – HSI R Bear CBBC Mar10U	300,000,000	2009/11/18	2010/03/30	75.00
68334	SGA Societe Generale Acceptance N.V. – HSI R Bear CBBC Mar10Z	300,000,000	2009/11/18	2010/03/30	75.00
68336	SGA Societe Generale Acceptance NV – JiangC R Bull CBBC Mar10A	50,000,000	2009/11/18	2010/03/10	14.50
68376	UBS AG – China Mobile R Bull CBBC Feb 2010 Q	200,000,000	2009/11/18	2010/02/22	50.00
68363	UBS AG – China Mobile R Bear CBBC Feb 2010 A	200,000,000	2009/11/18	2010/02/22	50.00
68375	UBS AG – China Life R Bull CBBC Feb 2010 L	200,000,000	2009/11/18	2010/02/22	50.00
68377	UBS AG – HSBC R Bull CBBC Feb 2010 A	200,000,000	2009/11/18	2010/02/22	50.00
68364	UBS AG – HSBC R Bear CBBC Feb 2010 Z	200,000,000	2009/11/18	2010/02/22	50.00
68378	UBS AG – HSI R Bull CBBC Feb 2010 R	300,000,000	2009/11/18	2010/02/25	75.00
68379	UBS AG – HSI R Bull CBBC Mar 2010 A	300,000,000	2009/11/18	2010/03/30	75.00
68380	UBS AG – HSI R Bull CBBC Mar 2010 O	300,000,000	2009/11/18	2010/03/30	75.00
68381	UBS AG – HSI R Bull CBBC Mar 2010 P	300,000,000	2009/11/18	2010/03/30	75.00
68382	UBS AG – HSI R Bull CBBC Jun 2010 O	400,000,000	2009/11/18	2010/06/29	100.00
68343	UBS AG – HSI R Bear CBBC Mar 2010 V	300,000,000	2009/11/18	2010/03/30	75.00
68344	UBS AG – HSI R Bear CBBC May 2010 U	300,000,000	2009/11/18	2010/05/28	75.00
68345	UBS AG – HSI R Bear CBBC Jun 2010 N	400,000,000	2009/11/18	2010/06/29	100.00
65971*	SGA Societe Generale Acceptance N.V. – HSI R Bear CBBC Apr10E	300,000,000	2009/11/18	2010/04/29	30.60
68412	Credit Suisse – HSBC R Bear CBBC Apr 2010 B	100,000,000	2009/11/19	2010/04/26	31.00
68409	Credit Suisse – HSI R Bull CBBC Apr 2010 O	210,000,000	2009/11/19	2010/04/29	52.50

Main Board Callable Bull/Bear Contracts

Code	Callable Bull / Bear Contracts	No. of issue (units)	Listing date	Expiry	Amount raised (HK\$ mil.)
68411	Credit Suisse – HSI R Bear CBBC Mar 2010 Y	210,000,000	2009/11/19	2010/03/30	52.50
68404	Deutsche Bank AG – HSBC R Bull CBBC Mar 2010 C	150,000,000	2009/11/19	2010/03/01	37.50
68405	Deutsche Bank AG – HSBC R Bull CBBC Mar 2010 D	150,000,000	2009/11/19	2010/03/01	37.50
68398	Deutsche Bank AG – HSI R Bull CBBC Feb 2010 T	300,000,000	2009/11/19	2010/02/25	75.00
68403	Deutsche Bank AG – HSI R Bear CBBC Feb 2010 Q	300,000,000	2009/11/19	2010/02/25	75.00
68399	Deutsche Bank AG – HSI R Bear CBBC Jun 2010 B	300,000,000	2009/11/19	2010/06/29	81.00
68422	Goldman Sachs SP (Asia) – HSI R Bear CBBC Mar 2010 B	200,000,000	2009/11/19	2010/03/30	50.00
68413	KBC Fin Products Int'l Ltd. – HSI R Bull CBBC May 2010 B	208,000,000	2009/11/19	2010/05/28	68.64
68414	KBC Fin Products Int'l Ltd. – HSI R Bull CBBC May 2010 C	248,000,000	2009/11/19	2010/05/28	62.00
68415	KBC Fin Products Int'l Ltd. – HSI R Bull CBBC May 2010 D	208,000,000	2009/11/19	2010/05/28	58.24
68416	KBC Fin Products Int'l Ltd. – HSI R Bull CBBC Jun 2010 B	208,000,000	2009/11/19	2010/06/29	83.20
68417	KBC Fin Products Int'l Ltd. – HSI R Bull CBBC Jun 2010 C	318,000,000	2009/11/19	2010/06/29	79.50
68418	KBC Fin Products Int'l Ltd. – HSI R Bull CBBC Jul 2010 A	248,000,000	2009/11/19	2010/07/29	90.27
68419	KBC Fin Products Int'l Ltd. – HSI R Bull CBBC Aug 2010 B	248,000,000	2009/11/19	2010/08/30	114.08
68420	KBC Fin Products Int'l Ltd. – HSI R Bull CBBC Aug 2010 C	208,000,000	2009/11/19	2010/08/30	108.16
68421	KBC Fin Products Int'l Ltd. – HSI R Bull CBBC Aug 2010 D	400,000,000	2009/11/19	2010/08/30	100.00
68397	Macquarie Bank Ltd. – HSI R Bull CBBC Feb 2010 A	300,000,000	2009/11/19	2010/02/25	75.00
68402	Macquarie Bank Ltd. – HSI R Bear CBBC Feb 2010 B	300,000,000	2009/11/19	2010/02/25	75.00
68394	CC Rabobank B.A. – HSI R Bull CBBC Jun 2010 B	200,000,000	2009/11/19	2010/06/29	50.00
68395	CC Rabobank B.A. – HSI R Bull CBBC Jun 2010 C	200,000,000	2009/11/19	2010/06/29	50.00
68396	CC Rabobank B.A. – HSI R Bull CBBC Jun 2010 D	200,000,000	2009/11/19	2010/06/29	50.00
68400	CC Rabobank B.A. – HSI R Bear CBBC Jun 2010 E	200,000,000	2009/11/19	2010/06/29	50.00
68401	CC Rabobank B.A. – HSI R Bear CBBC Jun 2010 F	200,000,000	2009/11/19	2010/06/29	56.00
68406	UBS AG – HSI R Bull CBBC Apr 2010 F	300,000,000	2009/11/19	2010/04/29	75.00
68407	UBS AG – HSI R Bull CBBC Jun 2010 P	300,000,000	2009/11/19	2010/06/29	75.00
68410	UBS AG – HSI R Bear CBBC Apr 2010 B	300,000,000	2009/11/19	2010/04/29	75.00
68408	UBS AG – TCH R Bear CBBC Mar 2010 C	100,000,000	2009/11/19	2010/03/01	25.00
68162 [#]	SGA Societe Generale Acceptance N.V. – HSI R Bull CBBC Apr10V	300,000,000	2009/11/19	2010/04/29	38.10
68430	Credit Suisse AG – HSI R Bull CBBC Apr 2010 S	200,000,000	2009/11/20	2010/04/29	50.00
68434	Credit Suisse AG – HSI R Bear CBBC Apr 2010 Q	200,000,000	2009/11/20	2010/04/29	50.00
68438	Deutsche Bank AG – HSI R Bull CBBC Feb 2010 I	300,000,000	2009/11/20	2010/02/25	75.00
68429	Deutsche Bank AG – HSI R Bear CBBC Apr 2010 F	300,000,000	2009/11/20	2010/04/29	75.00
68439	Goldman Sachs SP (Asia) – HSI R Bull CBBC Apr 2010 Y	200,000,000	2009/11/20	2010/04/29	50.00
68432	KBC Fin Products Int'l Ltd. – HSBC R Bear CBBC May 2010 A	208,000,000	2009/11/20	2010/05/28	70.72
68433	KBC Fin Products Int'l Ltd. – HSBC R Bear CBBC Jul 2010 A	248,000,000	2009/11/20	2010/07/09	99.20
68435	KBC Fin Products Int'l Ltd. – Jiangxi C R Bull CBBC Apr 10 A	100,000,000	2009/11/20	2010/04/07	31.00
68436	KBC Fin Products Int'l Ltd. – SHK Ppt R Bull CBBC Apr 2010 B	100,000,000	2009/11/20	2010/04/12	25.00
68437	KBC Fin Products Int'l Ltd. – TCH R Bull CBBC May 2010 A	188,000,000	2009/11/20	2010/05/10	47.00
68424	SGA Societe Generale Acceptance N.V. – HSI R Bear CBBC Mar10S	300,000,000	2009/11/20	2010/03/30	75.00
68423	SGA Societe Generale Acceptance N.V. – HSI R Bear CBBC Mar10T	300,000,000	2009/11/20	2010/03/30	75.00
68428	UBS AG – A50 China R Bull CBBC Feb 2010 C	200,000,000	2009/11/20	2010/02/22	50.00
68425	UBS AG – HKEx R Bull CBBC Feb 2010 P	200,000,000	2009/11/20	2010/02/22	50.00
68431	UBS AG – HKEx R Bear CBBC Feb 2010 L	200,000,000	2009/11/20	2010/02/22	50.00
68427	UBS AG – HSI R Bear CBBC Feb 2010 A	300,000,000	2009/11/20	2010/02/25	75.00
68426	UBS AG – TCH R Bull CBBC Mar 2010 D	100,000,000	2009/11/20	2010/03/01	25.00

Main Board Callable Bull/Bear Contracts

Code	Callable Bull / Bear Contracts	No. of issue (units)	Listing date	Expiry	Amount raised (HK\$ mil.)
67953 [#]	HK Bank – A50 R Bull CBBC Mar 2010 D	80,000,000	2009/11/20	2010/03/18	14.56
68482	ABN AMRO Bank N.V. – HSI R Bull CBBC Feb 2010 M	250,000,000	2009/11/23	2010/02/25	62.50
68481	ABN AMRO Bank N.V. – Jiangxi Copper R Bull CBBC Feb 2010 D	80,000,000	2009/11/23	2010/02/25	20.00
68456	Credit Suisse – China Life R Bear CBBC May 2010 D	100,000,000	2009/11/23	2010/05/24	25.00
68457	Credit Suisse AG – A50 China R Bear CBBC Apr 2010 C	100,000,000	2009/11/23	2010/04/26	46.50
68455	Credit Suisse AG – HSBC R Bull CBBC Apr 2010 C	100,000,000	2009/11/23	2010/04/26	25.00
68459	Credit Suisse AG – HSBC R Bear CBBC Apr 2010 D	100,000,000	2009/11/23	2010/04/26	32.00
68477	Credit Suisse AG – HSI R Bull CBBC Mar 2010 R	210,000,000	2009/11/23	2010/03/30	52.50
68476	Credit Suisse AG – HSI R Bull CBBC Mar 2010 T	210,000,000	2009/11/23	2010/03/30	52.50
68478	Credit Suisse AG – HSI R Bull CBBC May 2010 A	190,000,000	2009/11/23	2010/05/28	47.50
68449	Credit Suisse AG – HSI R Bear CBBC Mar 2010 A	210,000,000	2009/11/23	2010/03/30	52.50
68485	Deutsche Bank AG – China Life R Bull CBBC May 2010 A	200,000,000	2009/11/23	2010/05/10	62.00
68486	Deutsche Bank AG – CNOOC R Bull CBBC Apr 2010 H	150,000,000	2009/11/23	2010/04/26	39.00
68489	Deutsche Bank AG – HKEx R Bull CBBC Apr 2010 A	150,000,000	2009/11/23	2010/04/26	37.50
68490	Deutsche Bank AG – HSBC R Bear CBBC Apr 2010 A	150,000,000	2009/11/23	2010/04/12	54.00
68488	Deutsche Bank AG – HSI R Bull CBBC Mar 2010 J	300,000,000	2009/11/23	2010/03/30	75.00
68453	Deutsche Bank AG – HSI R Bull CBBC Apr 2010 Y	300,000,000	2009/11/23	2010/04/29	75.00
68448	Deutsche Bank AG – HSI R Bear CBBC Feb 2010 Y	300,000,000	2009/11/23	2010/02/25	75.00
68491	Deutsche Bank AG – TCH R Bull CBBC Apr 2010 A	150,000,000	2009/11/23	2010/04/12	37.50
68483	Goldman Sachs SP (Asia) – HSI R Bull CBBC Mar 2010 C	200,000,000	2009/11/23	2010/03/30	50.00
68484	Goldman Sachs SP (Asia) – HSI R Bull CBBC Apr 2010 Z	200,000,000	2009/11/23	2010/04/29	50.00
68487	Goldman Sachs SP (Asia) – HSI R Bear CBBC Mar 2010 A	200,000,000	2009/11/23	2010/03/30	50.00
68465	KBC Fin Products Int'l Ltd. – HSI R Bull CBBC Mar 2010 J	208,000,000	2009/11/23	2010/03/30	52.00
68466	KBC Fin Products Int'l Ltd. – HSI R Bear CBBC Apr 2010 G	208,000,000	2009/11/23	2010/04/29	70.72
68467	KBC Fin Products Int'l Ltd. – HSI R Bear CBBC Apr 2010 H	308,000,000	2009/11/23	2010/04/29	77.00
68468	KBC Fin Products Int'l Ltd. – HSI R Bear CBBC May 2010 E	208,000,000	2009/11/23	2010/05/28	81.12
68469	KBC Fin Products Int'l Ltd. – HSI R Bear CBBC May 2010 F	248,000,000	2009/11/23	2010/05/28	84.32
68470	KBC Fin Products Int'l Ltd. – HSI R Bear CBBC May 2010 G	248,000,000	2009/11/23	2010/05/28	92.75
68471	KBC Fin Products Int'l Ltd. – HSI R Bear CBBC Jun 2010 D	208,000,000	2009/11/23	2010/06/29	101.92
68472	KBC Fin Products Int'l Ltd. – HSI R Bear CBBC Jun 2010 E	248,000,000	2009/11/23	2010/06/29	109.12
68473	KBC Fin Products Int'l Ltd. – HSI R Bear CBBC Jun 2010 F	308,000,000	2009/11/23	2010/06/29	110.88
68480	KBC Fin Products Int'l Ltd. – Jiangxi C R Bull CBBC Mar 10 C	100,000,000	2009/11/23	2010/03/22	26.00
68440	SGA Societe Generale Acceptance N.V. – CTel R Bull CBBC Mar10B	150,000,000	2009/11/23	2010/03/10	37.50
68450	SGA Societe Generale Acceptance N.V. – HSI R Bull CBBC Mar10R	300,000,000	2009/11/23	2010/03/30	75.00
68441	SGA Societe Generale Acceptance N.V. – HSI R Bull CBBC Apr10A	300,000,000	2009/11/23	2010/04/29	75.00
68451	SGA Societe Generale Acceptance N.V. – HSI R Bull CBBC Apr10B	300,000,000	2009/11/23	2010/04/29	75.00
68452	SGA Societe Generale Acceptance N.V. – HSI R Bull CBBC Apr10C	300,000,000	2009/11/23	2010/04/29	75.00
68454	SGA Societe Generale Acceptance N.V. – HSI R Bear CBBC Mar10Q	300,000,000	2009/11/23	2010/03/30	75.00
68458	UBS AG – Angang Steel R Bull CBBC Mar 2010 A	100,000,000	2009/11/23	2010/03/22	25.00
68463	UBS AG – Angang Steel R Bear CBBC Mar 2010 B	100,000,000	2009/11/23	2010/03/22	32.50
68443	UBS AG – BOCL R Bull CBBC Mar 2010 B	100,000,000	2009/11/23	2010/03/15	25.00
68444	UBS AG – China Mobile R Bull CBBC Mar 2010 A	200,000,000	2009/11/23	2010/03/15	50.00
68460	UBS AG – CC Bank R Bull CBBC Mar 2010 B	100,000,000	2009/11/23	2010/03/01	25.00
68461	UBS AG – CCHC R Bull CBBC Mar 2010 K	100,000,000	2009/11/23	2010/03/01	25.00
68464	UBS AG – CM Bank R Bear CBBC Mar 2010 C	100,000,000	2009/11/23	2010/03/15	65.00

Main Board Callable Bull/Bear Contracts

Code	Callable Bull / Bear Contracts	No. of issue (units)	Listing date	Expiry	Amount raised (HK\$ mil.)
68445	UBS AG – A50 China R Bear CBBC Mar 2010 D	200,000,000	2009/11/23	2010/03/01	50.00
68475	UBS AG – HSI R Bull CBBC Apr 2010 D	300,000,000	2009/11/23	2010/04/29	75.00
68474	UBS AG – HSI R Bull CBBC Apr 2010 M	300,000,000	2009/11/23	2010/04/29	75.00
68447	UBS AG – HSI R Bear CBBC Apr 2010 U	300,000,000	2009/11/23	2010/04/29	75.00
68479	UBS AG – HSI R Bear CBBC Apr 2010 X	300,000,000	2009/11/23	2010/04/29	75.00
68442	UBS AG – ICBC R Bull CBBC Mar 2010 A	100,000,000	2009/11/23	2010/03/01	25.00
68446	UBS AG – ICBC R Bear CBBC Mar 2010 B	100,000,000	2009/11/23	2010/03/15	25.00
68462	UBS AG – Jiangxi Copper R Bull CBBC Mar 2010 O	100,000,000	2009/11/23	2010/03/01	25.50
68537	BNP Paribas Arbit Issu B.V. – HSI R Bear CBBC Apr 2010 X	300,000,000	2009/11/24	2010/04/29	75.00
68538	BNP Paribas Arbit Issu B.V. – HSI R Bear CBBC Apr 2010 Y	300,000,000	2009/11/24	2010/04/29	78.00
68539	BNP Paribas Arbit Issu B.V. – HSI R Bear CBBC May 2010 G	300,000,000	2009/11/24	2010/05/28	75.00
68540	BNP Paribas Arbit Issu B.V. – HSI R Bear CBBC May 2010 H	300,000,000	2009/11/24	2010/05/28	93.00
68529	Credit Suisse AG – HSI R Bull CBBC Mar 2010 Q	200,000,000	2009/11/24	2010/03/30	50.00
68533	Credit Suisse AG – HSI R Bear CBBC Mar 2010 P	210,000,000	2009/11/24	2010/03/30	52.50
68530	Credit Suisse AG – HSI R Bear CBBC May 2010 B	210,000,000	2009/11/24	2010/05/28	52.50
68531	Credit Suisse AG – HSI R Bear CBBC Jun 2010 E	190,000,000	2009/11/24	2010/06/29	47.50
68536	Deutsche Bank AG – CC Bank R Bear CBBC Apr 2010 C	150,000,000	2009/11/24	2010/04/19	39.00
68523	Deutsche Bank AG – HSI R Bull CBBC Mar 2010 V	300,000,000	2009/11/24	2010/03/30	75.00
68524	Deutsche Bank AG – HSI R Bear CBBC Apr 2010 H	300,000,000	2009/11/24	2010/04/29	75.00
68541	Goldman Sachs SP (Asia) – HSI R Bear CBBC Mar 2010 Z	200,000,000	2009/11/24	2010/03/30	50.00
68542	Goldman Sachs SP (Asia) – HSI R Bear CBBC Apr 2010 G	200,000,000	2009/11/24	2010/04/29	50.00
68507	HK Bank – A50 R Bull CBBC Jun 2010 A	160,000,000	2009/11/24	2010/06/18	40.00
68534	KBC Fin Products Int'l Ltd. – HSBC R Bull CBBC Apr 2010 F	208,000,000	2009/11/24	2010/04/15	52.00
68532	KBC Fin Products Int'l Ltd. – HSI R Bull CBBC Feb 2010 M	208,000,000	2009/11/24	2010/02/25	52.00
68499	Merrill Lynch Int'l & Co. C.V. – HSI R Bull CBBC Jun 2010 A	200,000,000	2009/11/24	2010/06/29	50.00
68500	Merrill Lynch Int'l & Co. C.V. – HSI R Bull CBBC Jun 2010 B	200,000,000	2009/11/24	2010/06/29	50.00
68501	Merrill Lynch Int'l & Co. C.V. – HSI R Bull CBBC Jun 2010 C	200,000,000	2009/11/24	2010/06/29	50.00
68505	Merrill Lynch Int'l & Co. C.V. – HSI R Bear CBBC Jun 2010 D	200,000,000	2009/11/24	2010/06/29	50.00
68506	Merrill Lynch Int'l & Co. C.V. – HSI R Bear CBBC Jun 2010 E	200,000,000	2009/11/24	2010/06/29	53.00
68492	CC Rabobank B.A. – HSI R Bull CBBC Jun 2010 G	200,000,000	2009/11/24	2010/06/29	50.00
68493	CC Rabobank B.A. – HSI R Bull CBBC Jun 2010 H	200,000,000	2009/11/24	2010/06/29	50.00
68494	CC Rabobank B.A. – HSI R Bull CBBC Jun 2010 I	200,000,000	2009/11/24	2010/06/29	50.00
68495	CC Rabobank B.A. – HSI R Bull CBBC Jun 2010 J	200,000,000	2009/11/24	2010/06/29	50.00
68496	CC Rabobank B.A. – HSI R Bull CBBC Jun 2010 K	200,000,000	2009/11/24	2010/06/29	50.00
68497	CC Rabobank B.A. – HSI R Bull CBBC Jun 2010 L	200,000,000	2009/11/24	2010/06/29	50.00
68498	CC Rabobank B.A. – HSI R Bull CBBC Jun 2010 M	200,000,000	2009/11/24	2010/06/29	50.00
68502	CC Rabobank B.A. – HSI R Bear CBBC Jun 2010 N	200,000,000	2009/11/24	2010/06/29	50.00
68503	CC Rabobank B.A. – HSI R Bear CBBC Jun 2010 O	200,000,000	2009/11/24	2010/06/29	50.00
68504	CC Rabobank B.A. – HSI R Bear CBBC Jun 2010 P	200,000,000	2009/11/24	2010/06/29	50.00
68525	UBS AG – CM Bank R Bull CBBC Mar 2010 D	100,000,000	2009/11/24	2010/03/15	34.00
68535	UBS AG – A50 China R Bull CBBC Mar 2010 E	200,000,000	2009/11/24	2010/03/01	50.00
68521	UBS AG – HSI R Bull CBBC Feb 2010 X	300,000,000	2009/11/24	2010/02/25	75.00
68522	UBS AG – HSI R Bull CBBC Mar 2010 S	300,000,000	2009/11/24	2010/03/30	75.00
68509	UBS AG – HSI R Bear CBBC Feb 2010 H	300,000,000	2009/11/24	2010/02/25	75.00
68508	UBS AG – HSI R Bear CBBC Feb 2010 U	300,000,000	2009/11/24	2010/02/25	75.00

Main Board Callable Bull/Bear Contracts

Code	Callable Bull / Bear Contracts	No. of issue (units)	Listing date	Expiry	Amount raised (HK\$ mil.)
68510	UBS AG – HSI R Bear CBBC Mar 2010 H	300,000,000	2009/11/24	2010/03/30	75.00
68527	UBS AG – HSI R Bear CBBC Mar 2010 I	300,000,000	2009/11/24	2010/03/30	75.00
68528	UBS AG – HSI R Bear CBBC Mar 2010 X	300,000,000	2009/11/24	2010/03/30	75.00
68511	UBS AG – HSI R Bear CBBC Apr 2010 C	300,000,000	2009/11/24	2010/04/29	75.00
68512	UBS AG – HSI R Bear CBBC Apr 2010 Y	300,000,000	2009/11/24	2010/04/29	81.00
68515	UBS AG – HSI R Bear CBBC May 2010 G	300,000,000	2009/11/24	2010/05/28	93.00
68516	UBS AG – HSI R Bear CBBC May 2010 O	300,000,000	2009/11/24	2010/05/28	108.00
68513	UBS AG – HSI R Bear CBBC May 2010 W	300,000,000	2009/11/24	2010/05/28	87.00
68514	UBS AG – HSI R Bear CBBC May 2010 Y	300,000,000	2009/11/24	2010/05/28	75.00
68518	UBS AG – HSI R Bear CBBC Jun 2010 Q	300,000,000	2009/11/24	2010/06/29	105.00
68517	UBS AG – HSI R Bear CBBC Jun 2010 R	300,000,000	2009/11/24	2010/06/29	99.00
68519	UBS AG – HSI R Bear CBBC Oct 2010 C	400,000,000	2009/11/24	2010/10/28	100.00
68520	UBS AG – HSI R Bear CBBC Oct 2010 D	400,000,000	2009/11/24	2010/10/28	100.00
68526	UBS AG – Jiangxi Copper R Bull CBBC Mar 2010 P	100,000,000	2009/11/24	2010/03/01	27.50
68570	Credit Suisse AG – China Mobile R Bull CBBC Apr 2010 A	100,000,000	2009/11/25	2010/04/26	25.00
68559	Credit Suisse AG – HSI R Bull CBBC Mar 2010 O	210,000,000	2009/11/25	2010/03/30	52.50
68571	Credit Suisse AG – HSI R Bear CBBC Mar 2010 J	200,000,000	2009/11/25	2010/03/30	50.00
68561	Deutsche Bank AG – HSI R Bear CBBC Feb 2010 B	300,000,000	2009/11/25	2010/02/25	75.00
68544	SGA Societe Generale Acceptance N.V. – CCB R Bull CBBC Apr10A	200,000,000	2009/11/25	2010/04/28	50.00
68549	SGA Societe Generale Acceptance N.V. – CCB R Bear CBBC Apr10B	200,000,000	2009/11/25	2010/04/28	50.00
68545	SGA Societe Generale Acceptance N.V. – CShen R Bull CBBC Mar10A	50,000,000	2009/11/25	2010/03/10	41.00
68550	SGA Societe Generale Acceptance N.V. – CShen R Bear CBBC Mar10B	50,000,000	2009/11/25	2010/03/10	46.00
68543	SGA Societe Generale Acceptance N.V. – HSI R Bull CBBC Mar10L	300,000,000	2009/11/25	2010/03/30	75.00
68560	SGA Societe Generale Acceptance N.V. – HSI R Bear CBBC Mar10C	300,000,000	2009/11/25	2010/03/30	75.00
68547	SGA Societe Generale Acceptance N.V. – HSI R Bear CBBC Mar10P	300,000,000	2009/11/25	2010/03/30	75.00
68546	SGA Societe Generale Acceptance NV – JiangC R Bull CBBC Mar10B	50,000,000	2009/11/25	2010/03/10	19.00
68548	SGA Societe Generale Acceptance NV – JiangC R Bull CBBC Mar10C	50,000,000	2009/11/25	2010/03/10	14.50
68551	SGA Societe Generale Acceptance NV – JiangC R Bear CBBC Mar10D	50,000,000	2009/11/25	2010/03/10	23.00
68552	SGA Societe Generale Acceptance NV – JiangC R Bear CBBC Mar10E	50,000,000	2009/11/25	2010/03/10	28.50
68563	UBS AG – China Mobile R Bull CBBC Mar 2010 C	200,000,000	2009/11/25	2010/03/08	50.00
68556	UBS AG – China Mobile R Bear CBBC Mar 2010 B	200,000,000	2009/11/25	2010/03/08	50.00
68573	UBS AG – China Mobile R Bear CBBC Mar 2010 D	200,000,000	2009/11/25	2010/03/08	50.00
68565	UBS AG – CC Bank R Bear CBBC Mar 2010 C	100,000,000	2009/11/25	2010/03/08	25.00
68572	UBS AG – China Life R Bull CBBC Mar 2010 E	200,000,000	2009/11/25	2010/03/08	50.00
68555	UBS AG – China Life R Bear CBBC Mar 2010 D	200,000,000	2009/11/25	2010/03/08	50.00
68564	UBS AG – China Shenhua R Bull CBBC Mar 2010 B	100,000,000	2009/11/25	2010/03/08	25.00
68554	UBS AG – HSCEI R Bear CBBC Apr 2010 B	100,000,000	2009/11/25	2010/04/29	25.00
68557	UBS AG – HSI R Bull CBBC Mar 2010 V	300,000,000	2009/11/25	2010/03/30	75.00
68558	UBS AG – HSI R Bull CBBC Jun 2010 S	400,000,000	2009/11/25	2010/06/29	100.00
68553	UBS AG – HSI R Bear CBBC Mar 2010 N	300,000,000	2009/11/25	2010/03/30	75.00
68568	UBS AG – HSI R Bear CBBC Jul 2010 A	400,000,000	2009/11/25	2010/07/29	100.00
68569	UBS AG – HSI R Bear CBBC Jul 2010 B	400,000,000	2009/11/25	2010/07/29	100.00
68562	UBS AG – ICBC R Bull CBBC Mar 2010 C	100,000,000	2009/11/25	2010/03/08	25.00
68566	UBS AG – ICBC R Bear CBBC Mar 2010 D	100,000,000	2009/11/25	2010/03/08	25.00
68567	UBS AG – TCH R Bear CBBC Mar 2010 E	100,000,000	2009/11/25	2010/03/08	30.50

Main Board Callable Bull/Bear Contracts

Code	Callable Bull / Bear Contracts	No. of issue (units)	Listing date	Expiry	Amount raised (HK\$ mil.)
68574	Credit Suisse AG – HSI R Bull CBBC Mar 2010 E	200,000,000	2009/11/26	2010/03/30	50.00
68578	Credit Suisse AG – HSI R Bear CBBC Mar 2010 D	200,000,000	2009/11/26	2010/03/30	50.00
68580	Deutsche Bank AG – China Mobile R Bull CBBC Apr 2010 D	150,000,000	2009/11/26	2010/04/19	37.50
68582	Deutsche Bank AG – A50 China R Bear CBBC Apr 2010 A	150,000,000	2009/11/26	2010/04/12	40.50
68584	Deutsche Bank AG – HSI R Bull CBBC Apr 2010 L	300,000,000	2009/11/26	2010/04/29	78.00
68583	Deutsche Bank AG – HSI R Bull CBBC Jun 2010 C	300,000,000	2009/11/26	2010/06/29	75.00
68581	Deutsche Bank AG – ICBC R Bear CBBC Apr 2010 C	150,000,000	2009/11/26	2010/04/12	37.50
68579	Goldman Sachs SP (Asia) – HSI R Bear CBBC Apr 2010 D	200,000,000	2009/11/26	2010/04/29	50.00
68576	UBS AG – China Mobile R Bull CBBC Mar 2010 E	200,000,000	2009/11/26	2010/03/08	50.00
68575	UBS AG – HSI R Bull CBBC Mar 2010 P	300,000,000	2009/11/26	2010/03/30	75.00
68577	UBS AG – HSI R Bear CBBC Jun 2010 T	400,000,000	2009/11/26	2010/06/29	100.00
65609#	KBC Fin Products Int'l Ltd. – CP&CC R Bull CBBC Apr 2010 A	200,000,000	2009/11/26	2010/04/15	30.00
68598	BNP Paribas Arbit Issu B.V. – HSI R Bear CBBC Apr 2010 A	300,000,000	2009/11/27	2010/04/29	75.00
68591	BNP Paribas Arbit Issu B.V. – HSI R Bear CBBC Apr 2010 Z	300,000,000	2009/11/27	2010/04/29	75.00
68587	Credit Suisse AG – HSI R Bull CBBC Apr 2010 T	210,000,000	2009/11/27	2010/04/29	52.50
68592	Credit Suisse AG – HSI R Bear CBBC Apr 2010 W	210,000,000	2009/11/27	2010/04/29	52.50
68594	Deutsche Bank AG – CHALCO R Bull CBBC Mar 2010 A	100,000,000	2009/11/27	2010/03/15	32.00
68595	Deutsche Bank AG – CHALCO R Bull CBBC Mar 2010 B	100,000,000	2009/11/27	2010/03/15	25.00
68596	Deutsche Bank AG – Angang Steel R Bull CBBC Mar 2010 A	50,000,000	2009/11/27	2010/03/15	19.50
68597	Deutsche Bank AG – Angang Steel R Bull CBBC Mar 2010 B	50,000,000	2009/11/27	2010/03/15	14.50
68586	Deutsche Bank AG – HSI R Bull CBBC Mar 2010 X	300,000,000	2009/11/27	2010/03/30	75.00
68590	Deutsche Bank AG – HSI R Bull CBBC Apr 2010 C	300,000,000	2009/11/27	2010/04/29	75.00
68589	Deutsche Bank AG – HSI R Bear CBBC Mar 2010 T	300,000,000	2009/11/27	2010/03/30	75.00
68599	Goldman Sachs SP (Asia) – HSI R Bear CBBC Apr 2010 X	200,000,000	2009/11/27	2010/04/29	50.00
68588	SGA Societe Generale Acceptance N.V. – HSI R Bull CBBC Apr10D	300,000,000	2009/11/27	2010/04/29	75.00
68585	UBS AG – HSI R Bull CBBC Apr 2010 N	300,000,000	2009/11/27	2010/04/29	75.00
68593	UBS AG – HSI R Bear CBBC Apr 2010 B	300,000,000	2009/11/27	2010/04/29	75.00
68616	BNP Paribas Arbit Issu B.V. – HSI R Bull CBBC Apr 2010 F	300,000,000	2009/11/30	2010/04/29	75.00
68617	BNP Paribas Arbit Issu B.V. – HSI R Bull CBBC May 2010 I	300,000,000	2009/11/30	2010/05/28	75.00
68609	Credit Suisse AG – HSI R Bull CBBC Apr 2010 Z	200,000,000	2009/11/30	2010/04/29	50.00
68613	Credit Suisse AG – HSI R Bear CBBC Apr 2010 K	200,000,000	2009/11/30	2010/04/29	50.00
68610	Deutsche Bank AG – HSI R Bear CBBC Apr 2010 J	300,000,000	2009/11/30	2010/04/29	75.00
68605	Deutsche Bank AG – HSI R Bear CBBC Apr 2010 O	300,000,000	2009/11/30	2010/04/29	75.00
68614	Goldman Sachs SP (Asia) – HSI R Bull CBBC Apr 2010 I	200,000,000	2009/11/30	2010/04/29	50.00
68615	Goldman Sachs SP (Asia) – HSI R Bull CBBC Apr 2010 J	200,000,000	2009/11/30	2010/04/29	50.00
68619	KBC Fin Products Int'l Ltd. – HSI R Bull CBBC Mar 2010 K	208,000,000	2009/11/30	2010/03/30	52.00
68618	KBC Fin Products Int'l Ltd. – HSI R Bull CBBC Mar 2010 Y	248,000,000	2009/11/30	2010/03/30	62.00
68624	KBC Fin Products Int'l Ltd. – HSI R Bear CBBC Mar 2010 X	208,000,000	2009/11/30	2010/03/30	52.00
68623	KBC Fin Products Int'l Ltd. – HSI R Bear CBBC Mar 2010 Z	248,000,000	2009/11/30	2010/03/30	62.00
68601	CC Rabobank B.A. – A50 China R Bull CBBC Jun 2010 A	120,000,000	2009/11/30	2010/06/29	30.00
68602	CC Rabobank B.A. – A50 China R Bull CBBC Jun 2010 B	120,000,000	2009/11/30	2010/06/29	30.00
68606	CC Rabobank B.A. – A50 China R Bear CBBC Jun 2010 C	120,000,000	2009/11/30	2010/06/29	36.00
68607	CC Rabobank B.A. – A50 China R Bear CBBC Jun 2010 D	120,000,000	2009/11/30	2010/06/29	42.00
68608	CC Rabobank B.A. – A50 China R Bear CBBC Jun 2010 E	120,000,000	2009/11/30	2010/06/29	48.00
68600	SGA Societe Generale Acceptance N.V. – HSI R Bear CBBC Mar10A	300,000,000	2009/11/30	2010/03/30	75.00

Main Board Callable Bull/Bear Contracts

Code	Callable Bull / Bear Contracts	No. of issue (units)	Listing date	Expiry	Amount raised (HK\$ mil.)
68603	UBS AG – A50 China R Bear CBBC Mar 2010 F	200,000,000	2009/11/30	2010/03/01	50.00
68612	UBS AG – HSI R Bull CBBC Apr 2010 S	300,000,000	2009/11/30	2010/04/29	75.00
68611	UBS AG – HSI R Bull CBBC Apr 2010 V	300,000,000	2009/11/30	2010/04/29	75.00
68604	UBS AG – HSI R Bear CBBC Apr 2010 F	300,000,000	2009/11/30	2010/04/29	75.00
68627	ABN AMRO Bank N.V. – HSI R Bear CBBC Mar 2010 B	250,000,000	2009/12/01	2010/03/30	62.50
68622	Credit Suisse AG – HSI R Bear CBBC Apr 2010 S	210,000,000	2009/12/01	2010/04/29	52.50
68629	Deutsche Bank AG – CNOOC R Bear CBBC Apr 2010 I	150,000,000	2009/12/01	2010/04/26	37.50
68630	Deutsche Bank AG – A50 China R Bear CBBC Apr 2010 B	150,000,000	2009/12/01	2010/04/19	37.50
68620	Deutsche Bank AG – HSI R Bull CBBC Mar 2010 R	300,000,000	2009/12/01	2010/03/30	75.00
68628	KBC Fin Products Int'l Ltd. – HSI R Bear CBBC Mar 2010 W	208,000,000	2009/12/01	2010/03/30	52.00
68621	UBS AG – A50 China R Bull CBBC Mar 2010 G	200,000,000	2009/12/01	2010/03/01	50.00
68625	UBS AG – HSI R Bear CBBC Mar 2010 S	300,000,000	2009/12/01	2010/03/30	75.00
68626	UBS AG – HSI R Bear CBBC Apr 2010 P	300,000,000	2009/12/01	2010/04/29	75.00
68645	BNP Paribas Arbit Issu B.V. – HSCEI R Bull CBBC May 2010 A	200,000,000	2009/12/02	2010/05/28	50.00
68650	BNP Paribas Arbit Issu B.V. – HSCEI R Bear CBBC May 2010 B	200,000,000	2009/12/02	2010/05/28	50.00
68640	Credit Suisse AG – China Life R Bull CBBC May 2010 E	100,000,000	2009/12/02	2010/05/24	30.50
68641	Credit Suisse AG – HSI R Bear CBBC May 2010 C	210,000,000	2009/12/02	2010/05/28	52.50
68642	Credit Suisse AG – HSI R Bear CBBC May 2010 D	200,000,000	2009/12/02	2010/05/28	50.00
68643	Deutsche Bank AG – China Life R Bull CBBC May 2010 B	150,000,000	2009/12/02	2010/05/10	52.50
68644	Deutsche Bank AG – China Life R Bull CBBC May 2010 C	150,000,000	2009/12/02	2010/05/17	39.00
68648	Deutsche Bank AG – China Life R Bear CBBC May 2010 D	150,000,000	2009/12/02	2010/05/17	123.00
68649	Deutsche Bank AG – China Life R Bear CBBC May 2010 E	150,000,000	2009/12/02	2010/05/10	75.00
68633	Deutsche Bank AG – HSI R Bear CBBC Apr 2010 D	300,000,000	2009/12/02	2010/04/29	75.00
68634	KBC Fin Products Int'l Ltd. – Ch Mobile R Bull CBBC Apr 10 A	208,000,000	2009/12/02	2010/04/15	52.00
68635	KBC Fin Products Int'l Ltd. – Ch Mobile R Bull CBBC Apr 10 B	208,000,000	2009/12/02	2010/04/08	52.00
68655	KBC Fin Products Int'l Ltd. – China Life R Bull CBBC Mar 10C	148,000,000	2009/12/02	2010/03/02	41.44
68656	KBC Fin Products Int'l Ltd. – China Life R Bull CBBC Apr 10A	148,000,000	2009/12/02	2010/04/01	62.16
68659	KBC Fin Products Int'l Ltd. – Ch Life R Bear CBBC Mar 2010 D	148,000,000	2009/12/02	2010/03/02	57.72
68660	KBC Fin Products Int'l Ltd. – Ch Life R Bear CBBC Mar 2010 E	148,000,000	2009/12/02	2010/03/15	72.52
68661	KBC Fin Products Int'l Ltd. – Ch Life R Bear CBBC Apr 2010 B	148,000,000	2009/12/02	2010/04/01	93.24
68657	KBC Fin Products Int'l Ltd. – A50 China R Bull CBBC Mar 10 C	188,000,000	2009/12/02	2010/03/02	47.00
68631	UBS AG – China Mobile R Bull CBBC Mar 2010 F	200,000,000	2009/12/02	2010/03/08	50.00
68637	UBS AG – China Mobile R Bear CBBC Mar 2010 G	200,000,000	2009/12/02	2010/03/08	50.00
68646	UBS AG – China Life R Bull CBBC Mar 2010 G	200,000,000	2009/12/02	2010/03/08	50.00
68636	UBS AG – China Life R Bear CBBC Mar 2010 F	200,000,000	2009/12/02	2010/03/08	50.00
68651	UBS AG – China Life R Bear CBBC Mar 2010 H	200,000,000	2009/12/02	2010/03/15	164.00
68652	UBS AG – China Life R Bear CBBC Mar 2010 I	200,000,000	2009/12/02	2010/03/15	184.00
68632	UBS AG – A50 China R Bull CBBC Mar 2010 H	200,000,000	2009/12/02	2010/03/15	50.00
68638	UBS AG – HSI R Bear CBBC Apr 2010 J	300,000,000	2009/12/02	2010/04/29	75.00
68639	UBS AG – HSI R Bear CBBC Apr 2010 K	300,000,000	2009/12/02	2010/04/29	75.00
68647	UBS AG – Ping An R Bull CBBC Mar 2010 B	100,000,000	2009/12/02	2010/03/08	25.00
68653	UBS AG – Ping An R Bear CBBC Mar 2010 C	100,000,000	2009/12/02	2010/03/08	25.00
68654	UBS AG – TCH R Bull CBBC Mar 2010 F	100,000,000	2009/12/02	2010/03/08	25.00
68680	ABN AMRO Bank N.V. – HSI R Bear CBBC Mar 2010 C	80,000,000	2009/12/03	2010/03/30	20.00
68679	ABN AMRO Bank N.V. – Jiangxi Copper R Bear CBBC Mar 2010 A	80,000,000	2009/12/03	2010/03/19	20.00

Main Board Callable Bull/Bear Contracts

Code	Callable Bull / Bear Contracts	No. of issue (units)	Listing date	Expiry	Amount raised (HK\$ mil.)
68678	ABN AMRO Bank N.V. – TCH R Bull CBBC Mar 2010 F	80,000,000	2009/12/03	2010/03/19	20.00
68665	Credit Suisse AG – HSI R Bull CBBC Apr 2010 O	210,000,000	2009/12/03	2010/04/29	52.50
68668	Credit Suisse AG – HSI R Bear CBBC Apr 2010 Q	210,000,000	2009/12/03	2010/04/29	52.50
68664	Deutsche Bank AG – HSI R Bull CBBC Mar 2010 H	300,000,000	2009/12/03	2010/03/30	75.00
68658	Deutsche Bank AG – HSI R Bull CBBC Apr 2010 G	300,000,000	2009/12/03	2010/04/29	75.00
68681	Deutsche Bank AG – HSI R Bear CBBC Apr 2010 F	300,000,000	2009/12/03	2010/04/29	75.00
68682	Goldman Sachs SP (Asia) – HSI R Bear CBBC Mar 2010 W	200,000,000	2009/12/03	2010/03/30	50.00
68676	KBC Fin Products Int'l Ltd. – HSI R Bull CBBC Apr 2010 I	208,000,000	2009/12/03	2010/04/29	52.00
68677	KBC Fin Products Int'l Ltd. – HSI R Bear CBBC Mar 2010 B	248,000,000	2009/12/03	2010/03/30	62.00
68670	UBS AG – BOCL R Bear CBBC Mar 2010 C	100,000,000	2009/12/03	2010/03/15	25.00
68671	UBS AG – CC Bank R Bear CBBC Mar 2010 D	100,000,000	2009/12/03	2010/03/15	25.00
68662	UBS AG – China Life R Bear CBBC Mar 2010 J	200,000,000	2009/12/03	2010/03/15	50.00
68669	UBS AG – Sinopec Corp R Bull CBBC Mar 2010 A	100,000,000	2009/12/03	2010/03/15	25.00
68673	UBS AG – Sinopec Corp R Bear CBBC Mar 2010 B	100,000,000	2009/12/03	2010/03/15	25.00
68674	UBS AG – A50 China R Bear CBBC Mar 2010 I	200,000,000	2009/12/03	2010/03/15	50.00
68667	UBS AG – HKEx R Bull CBBC Mar 2010 A	200,000,000	2009/12/03	2010/03/15	50.00
68672	UBS AG – HKEx R Bear CBBC Mar 2010 B	200,000,000	2009/12/03	2010/03/15	50.00
68663	UBS AG – HSI R Bull CBBC Mar 2010 V	300,000,000	2009/12/03	2010/03/30	75.00
68666	UBS AG – HSI R Bull CBBC Mar 2010 W	300,000,000	2009/12/03	2010/03/30	75.00
68675	UBS AG – HSI R Bear CBBC Apr 2010 D	300,000,000	2009/12/03	2010/04/29	75.00
67733 [#]	ABN AMRO Bank N.V. – TCH R Bull CBBC Mar 2010 B	70,000,000	2009/12/03	2010/03/16	16.10
68741	ABN AMRO Bank N.V. – A50 China R Bear CBBC Mar 2010 B	80,000,000	2009/12/04	2010/03/16	20.00
68743	ABN AMRO Bank N.V. – HSI R Bear CBBC Mar 2010 D	250,000,000	2009/12/04	2010/03/30	62.50
68744	ABN AMRO Bank N.V. – HSI R Bear CBBC Mar 2010 E	250,000,000	2009/12/04	2010/03/30	62.75
68745	ABN AMRO Bank N.V. – HSI R Bear CBBC Mar 2010 F	250,000,000	2009/12/04	2010/03/30	62.50
68746	ABN AMRO Bank N.V. – HSI R Bear CBBC Mar 2010 G	250,000,000	2009/12/04	2010/03/30	62.50
68742	ABN AMRO Bank N.V. – TCH R Bear CBBC Mar 2010 G	80,000,000	2009/12/04	2010/03/16	20.08
68711	BNP Paribas Arbit Issu B.V. – HSI R Bear CBBC Apr 2010 G	300,000,000	2009/12/04	2010/04/29	75.00
68712	BNP Paribas Arbit Issu B.V. – HSI R Bear CBBC May 2010 J	300,000,000	2009/12/04	2010/05/28	75.00
68788	BNP Paribas Arbit Issu B.V. – HSI R Bear CBBC May 2010 K	300,000,000	2009/12/04	2010/05/28	75.00
68789	BNP Paribas Arbit Issu B.V. – HSI R Bear CBBC Jun 2010 A	300,000,000	2009/12/04	2010/06/29	75.00
68790	BNP Paribas Arbit Issu B.V. – HSI R Bear CBBC Jun 2010 B	300,000,000	2009/12/04	2010/06/29	75.00
68726	Credit Suisse – China Mobile R Bear CBBC Apr 2010 A	100,000,000	2009/12/04	2010/04/26	25.00
68729	Credit Suisse AG – China Life R Bear CBBC May 2010 F	100,000,000	2009/12/04	2010/05/24	25.00
68728	Credit Suisse AG – A50 China R Bear CBBC Apr 2010 D	100,000,000	2009/12/04	2010/04/26	25.00
68730	Credit Suisse – HKEx R Bear CBBC May 2010 C	100,000,000	2009/12/04	2010/05/24	25.00
68727	Credit Suisse AG – HSBC R Bear CBBC Apr 2010 E	100,000,000	2009/12/04	2010/04/26	25.00
68725	Credit Suisse AG – HSI R Bull CBBC Apr 2010 U	210,000,000	2009/12/04	2010/04/29	52.50
68685	Credit Suisse AG – HSI R Bull CBBC Apr 2010 V	210,000,000	2009/12/04	2010/04/29	52.50
68686	Credit Suisse AG – HSI R Bull CBBC Apr 2010 X	200,000,000	2009/12/04	2010/04/29	50.00
68684	Credit Suisse AG – HSI R Bull CBBC Apr 2010 Y	200,000,000	2009/12/04	2010/04/29	50.00
68748	Credit Suisse AG – HSI R Bear CBBC Apr 2010 R	210,000,000	2009/12/04	2010/04/29	52.50
68747	Credit Suisse AG – HSI R Bear CBBC Apr 2010 T	200,000,000	2009/12/04	2010/04/29	50.00
68749	Credit Suisse AG – HSI R Bear CBBC May 2010 E	200,000,000	2009/12/04	2010/05/28	50.00
68750	Credit Suisse AG – HSI R Bear CBBC May 2010 F	210,000,000	2009/12/04	2010/05/28	52.50

Main Board Callable Bull/Bear Contracts

Code	Callable Bull / Bear Contracts	No. of issue (units)	Listing date	Expiry	Amount raised (HK\$ mil.)
68751	Credit Suisse AG – HSI R Bear CBBC May 2010 G	190,000,000	2009/12/04	2010/05/28	47.50
68760	Deutsche Bank AG – China Mobile R Bull CBBC Apr 2010 E	150,000,000	2009/12/04	2010/04/26	37.50
68763	Deutsche Bank AG – China Mobile R Bear CBBC Apr 2010 F	150,000,000	2009/12/04	2010/04/26	37.50
68756	Deutsche Bank AG – CC Bank R Bull CBBC May 2010 A	150,000,000	2009/12/04	2010/05/03	43.50
68759	Deutsche Bank AG – CC Bank R Bear CBBC May 2010 B	150,000,000	2009/12/04	2010/05/03	37.50
68761	Deutsche Bank AG – China Life R Bear CBBC May 2010 F	200,000,000	2009/12/04	2010/05/10	60.00
68762	Deutsche Bank AG – China Life R Bear CBBC May 2010 G	200,000,000	2009/12/04	2010/05/17	104.00
68757	Deutsche Bank AG – HKEx R Bear CBBC May 2010 A	150,000,000	2009/12/04	2010/05/03	37.50
68758	Deutsche Bank AG – HSBC R Bear CBBC Apr 2010 B	150,000,000	2009/12/04	2010/04/26	37.50
68689	Deutsche Bank AG – HSI R Bull CBBC Mar 2010 J	300,000,000	2009/12/04	2010/03/30	75.00
68723	Deutsche Bank AG – HSI R Bull CBBC Mar 2010 O	300,000,000	2009/12/04	2010/03/30	75.00
68690	Deutsche Bank AG – HSI R Bull CBBC Mar 2010 V	300,000,000	2009/12/04	2010/03/30	75.00
68724	Deutsche Bank AG – HSI R Bull CBBC Mar 2010 X	300,000,000	2009/12/04	2010/03/30	75.00
68692	Deutsche Bank AG – HSI R Bull CBBC Apr 2010 L	300,000,000	2009/12/04	2010/04/29	75.00
68691	Deutsche Bank AG – HSI R Bull CBBC Apr 2010 Y	300,000,000	2009/12/04	2010/04/29	78.00
68752	Deutsche Bank AG – HSI R Bear CBBC Mar 2010 S	300,000,000	2009/12/04	2010/03/30	75.00
68754	Deutsche Bank AG – HSI R Bear CBBC Apr 2010 V	300,000,000	2009/12/04	2010/04/29	75.00
68753	Deutsche Bank AG – HSI R Bear CBBC Apr 2010 W	300,000,000	2009/12/04	2010/04/29	75.00
68755	Deutsche Bank AG – HSI R Bear CBBC May 2010 R	300,000,000	2009/12/04	2010/05/28	84.00
68764	Goldman Sachs SP (Asia) – HSI R Bear CBBC Mar 2010 S	200,000,000	2009/12/04	2010/03/30	50.00
68765	Goldman Sachs SP (Asia) – HSI R Bear CBBC Mar 2010 V	200,000,000	2009/12/04	2010/03/30	50.00
68767	Goldman Sachs SP (Asia) – HSI R Bear CBBC Apr 2010 K	200,000,000	2009/12/04	2010/04/29	50.00
68766	Goldman Sachs SP (Asia) – HSI R Bear CBBC Apr 2010 L	200,000,000	2009/12/04	2010/04/29	50.00
68768	Goldman Sachs SP (Asia) – HSI R Bear CBBC May 2010 E	200,000,000	2009/12/04	2010/05/28	50.00
68721	KBC Fin Products Int'l Ltd. – HSI R Bull CBBC Mar 2010 A	208,000,000	2009/12/04	2010/03/30	52.00
68705	KBC Fin Products Int'l Ltd. – HSI R Bull CBBC Apr 2010 J	308,000,000	2009/12/04	2010/04/29	77.00
68722	KBC Fin Products Int'l Ltd. – HSI R Bull CBBC Apr 2010 K	248,000,000	2009/12/04	2010/04/29	62.00
68737	KBC Fin Products Int'l Ltd. – HSI R Bear CBBC Mar 2010 C	208,000,000	2009/12/04	2010/03/30	52.00
68738	KBC Fin Products Int'l Ltd. – HSI R Bear CBBC Mar 2010 D	208,000,000	2009/12/04	2010/03/30	52.00
68736	KBC Fin Products Int'l Ltd. – HSI R Bear CBBC Mar 2010 F	208,000,000	2009/12/04	2010/03/30	52.00
68739	KBC Fin Products Int'l Ltd. – HSI R Bear CBBC Apr 2010 L	248,000,000	2009/12/04	2010/04/29	62.00
68740	KBC Fin Products Int'l Ltd. – HSI R Bear CBBC Apr 2010 M	248,000,000	2009/12/04	2010/04/29	62.00
68706	CC Rabobank B.A. – HSI R Bear CBBC Jun 2010 Q	200,000,000	2009/12/04	2010/06/29	50.00
68707	CC Rabobank B.A. – HSI R Bear CBBC Jun 2010 R	200,000,000	2009/12/04	2010/06/29	50.00
68708	CC Rabobank B.A. – HSI R Bear CBBC Jun 2010 S	200,000,000	2009/12/04	2010/06/29	50.00
68709	CC Rabobank B.A. – HSI R Bear CBBC Jun 2010 T	200,000,000	2009/12/04	2010/06/29	50.00
68710	CC Rabobank B.A. – HSI R Bear CBBC Jun 2010 U	200,000,000	2009/12/04	2010/06/29	50.00
68683	SGA Societe Generale Acceptance N.V. – HSI R Bull CBBC May10G	300,000,000	2009/12/04	2010/05/28	75.00
68714	SGA Societe Generale Acceptance N.V. – HSI R Bear CBBC May10C	300,000,000	2009/12/04	2010/05/28	75.00
68715	SGA Societe Generale Acceptance N.V. – HSI R Bear CBBC May10D	300,000,000	2009/12/04	2010/05/28	75.00
68713	SGA Societe Generale Acceptance N.V. – HSI R Bear CBBC May10F	300,000,000	2009/12/04	2010/05/28	75.00
68717	SGA Societe Generale Acceptance N.V. – HSI R Bear CBBC May10L	300,000,000	2009/12/04	2010/05/28	75.00
68687	SGA Societe Generale Acceptance N.V. – HSI R Bear CBBC May10R	300,000,000	2009/12/04	2010/05/28	75.00
68688	SGA Societe Generale Acceptance N.V. – HSI R Bear CBBC May10S	300,000,000	2009/12/04	2010/05/28	75.00
68716	SGA Societe Generale Acceptance N.V. – HSI R Bear CBBC May10Y	300,000,000	2009/12/04	2010/05/28	75.00

Main Board Callable Bull/Bear Contracts

Code	Callable Bull / Bear Contracts	No. of issue (units)	Listing date	Expiry	Amount raised (HK\$ mil.)
68718	SGA Societe Generale Acceptance N.V. – HSI R Bear CBBC Jun10A	300,000,000	2009/12/04	2010/06/29	75.00
68719	SGA Societe Generale Acceptance N.V. – HSI R Bear CBBC Jun10B	300,000,000	2009/12/04	2010/06/29	75.00
68720	SGA Societe Generale Acceptance N.V. – HSI R Bear CBBC Jun10C	300,000,000	2009/12/04	2010/06/29	75.00
68776	UBS AG – BOCL R Bear CBBC Mar 2010 D	100,000,000	2009/12/04	2010/03/08	25.00
68694	UBS AG – China Mobile R Bull CBBC Mar 2010 H	200,000,000	2009/12/04	2010/03/08	50.00
68780	UBS AG – China Mobile R Bear CBBC Mar 2010 I	200,000,000	2009/12/04	2010/03/08	50.00
68735	UBS AG – China Tel R Bull CBBC Mar 2010 C	100,000,000	2009/12/04	2010/03/08	25.00
68778	UBS AG – CCHC R Bear CBBC Mar 2010 L	100,000,000	2009/12/04	2010/03/15	25.00
68777	UBS AG – Cheung Kong R Bear CBBC Mar 2010 B	100,000,000	2009/12/04	2010/03/08	25.00
68693	UBS AG – China Life R Bull CBBC Mar 2010 K	200,000,000	2009/12/04	2010/03/08	50.00
68733	UBS AG – China Life R Bull CBBC Mar 2010 L	200,000,000	2009/12/04	2010/03/08	50.00
68779	UBS AG – China Life R Bear CBBC Mar 2010 M	200,000,000	2009/12/04	2010/03/08	50.00
68734	UBS AG – Sinopec Corp R Bull CBBC Mar 2010 C	100,000,000	2009/12/04	2010/03/15	25.00
68786	UBS AG – Sinopec Corp R Bull CBBC Mar 2010 D	100,000,000	2009/12/04	2010/03/15	25.00
68697	UBS AG – A50 China R Bull CBBC Mar 2010 J	200,000,000	2009/12/04	2010/03/15	50.00
68785	UBS AG – A50 China R Bear CBBC Mar 2010 K	200,000,000	2009/12/04	2010/03/15	50.00
68695	UBS AG – HKEx R Bull CBBC Mar 2010 C	200,000,000	2009/12/04	2010/03/15	50.00
68781	UBS AG – HKEx R Bear CBBC Mar 2010 D	200,000,000	2009/12/04	2010/03/15	50.00
68696	UBS AG – HSBC R Bull CBBC Mar 2010 A	200,000,000	2009/12/04	2010/03/08	50.00
68782	UBS AG – HSBC R Bear CBBC Mar 2010 B	200,000,000	2009/12/04	2010/03/08	50.00
68769	UBS AG – HSCEI R Bear CBBC Apr 2010 C	100,000,000	2009/12/04	2010/04/29	25.00
68770	UBS AG – HSCEI R Bear CBBC Apr 2010 D	100,000,000	2009/12/04	2010/04/29	25.00
68700	UBS AG – HSI R Bull CBBC Mar 2010 O	300,000,000	2009/12/04	2010/03/30	75.00
68698	UBS AG – HSI R Bull CBBC Mar 2010 P	300,000,000	2009/12/04	2010/03/30	75.00
68699	UBS AG – HSI R Bull CBBC Mar 2010 Q	300,000,000	2009/12/04	2010/03/30	75.00
68731	UBS AG – HSI R Bull CBBC Apr 2010 M	300,000,000	2009/12/04	2010/04/29	75.00
68703	UBS AG – HSI R Bull CBBC Apr 2010 N	300,000,000	2009/12/04	2010/04/29	75.00
68702	UBS AG – HSI R Bull CBBC Apr 2010 Q	300,000,000	2009/12/04	2010/04/29	75.00
68701	UBS AG – HSI R Bull CBBC Apr 2010 U	300,000,000	2009/12/04	2010/04/29	75.00
68704	UBS AG – HSI R Bull CBBC May 2010 U	300,000,000	2009/12/04	2010/05/28	75.00
68732	UBS AG – HSI R Bull CBBC Jun 2010 U	400,000,000	2009/12/04	2010/06/29	100.00
68772	UBS AG – HSI R Bear CBBC Mar 2010 K	300,000,000	2009/12/04	2010/03/30	75.00
68771	UBS AG – HSI R Bear CBBC Mar 2010 U	300,000,000	2009/12/04	2010/03/30	75.00
68773	UBS AG – HSI R Bear CBBC Apr 2010 I	300,000,000	2009/12/04	2010/04/29	75.00
68774	UBS AG – HSI R Bear CBBC Jun 2010 V	300,000,000	2009/12/04	2010/06/29	75.00
68775	UBS AG – HSI R Bear CBBC Jun 2010 W	400,000,000	2009/12/04	2010/06/29	100.00
68783	UBS AG – ICBC R Bear CBBC Mar 2010 E	100,000,000	2009/12/04	2010/03/08	25.00
68784	UBS AG – SHK Ppt R Bear CBBC Mar 2010 A	100,000,000	2009/12/04	2010/03/08	25.00
68787	UBS AG – TCH R Bull CBBC Mar 2010 G	100,000,000	2009/12/04	2010/03/08	25.00
68842	ABN AMRO Bank N.V. – HSBC R Bull CBBC Mar 2010 A	80,000,000	2009/12/07	2010/03/19	20.00
68846	ABN AMRO Bank N.V. – HSBC R Bear CBBC Mar 2010 B	80,000,000	2009/12/07	2010/03/19	20.00
68843	ABN AMRO Bank N.V. – HSI R Bull CBBC Mar 2010 H	250,000,000	2009/12/07	2010/03/30	62.50
68844	ABN AMRO Bank N.V. – HSI R Bull CBBC Mar 2010 I	250,000,000	2009/12/07	2010/03/30	62.50
68845	ABN AMRO Bank N.V. – HSI R Bull CBBC Mar 2010 J	250,000,000	2009/12/07	2010/03/30	62.50
68841	ABN AMRO Bank N.V. – Jiangxi Copper R Bull CBBC Mar 2010 B	80,000,000	2009/12/07	2010/03/19	20.72

Main Board Callable Bull/Bear Contracts

Code	Callable Bull / Bear Contracts	No. of issue (units)	Listing date	Expiry	Amount raised (HK\$ mil.)
68840	BNP Paribas Arbit Issu B.V. – HSI R Bull CBBC Apr 2010 I	300,000,000	2009/12/07	2010/04/29	75.00
68839	BNP Paribas Arbit Issu B.V. – HSI R Bull CBBC Apr 2010 J	300,000,000	2009/12/07	2010/04/29	75.00
68838	BNP Paribas Arbit Issu B.V. – HSI R Bull CBBC Apr 2010 L	300,000,000	2009/12/07	2010/04/29	75.00
68827	Credit Suisse AG – China Life R Bear CBBC May 2010 G	100,000,000	2009/12/07	2010/05/24	33.50
68828	Credit Suisse AG – HKEx R Bear CBBC May 2010 D	100,000,000	2009/12/07	2010/05/24	25.00
68829	Credit Suisse AG – HSBC R Bear CBBC Apr 2010 F	100,000,000	2009/12/07	2010/04/26	25.00
68830	Credit Suisse AG – HSI R Bull CBBC May 2010 J	200,000,000	2009/12/07	2010/05/28	50.00
68831	Credit Suisse AG – HSI R Bull CBBC May 2010 K	210,000,000	2009/12/07	2010/05/28	52.50
68832	Credit Suisse AG – HSI R Bull CBBC May 2010 L	200,000,000	2009/12/07	2010/05/28	50.00
68818	Credit Suisse AG – HSI R Bear CBBC Apr 2010 N	200,000,000	2009/12/07	2010/04/29	50.00
68817	Credit Suisse AG – HSI R Bear CBBC Apr 2010 P	210,000,000	2009/12/07	2010/04/29	52.50
68819	Credit Suisse AG – HSI R Bear CBBC May 2010 H	200,000,000	2009/12/07	2010/05/28	50.00
68826	Credit Suisse AG – HSI R Bear CBBC May 2010 I	200,000,000	2009/12/07	2010/05/28	50.00
68804	Deutsche Bank AG – HSI R Bull CBBC May 2010 T	300,000,000	2009/12/07	2010/05/28	75.00
68805	Deutsche Bank AG – HSI R Bear CBBC Mar 2010 C	300,000,000	2009/12/07	2010/03/30	75.00
68795	Deutsche Bank AG – HSI R Bear CBBC Mar 2010 D	300,000,000	2009/12/07	2010/03/30	75.00
68794	Deutsche Bank AG – HSI R Bear CBBC Mar 2010 N	300,000,000	2009/12/07	2010/03/30	75.00
68796	Deutsche Bank AG – HSI R Bear CBBC May 2010 S	300,000,000	2009/12/07	2010/05/28	81.00
68847	Goldman Sachs SP (Asia) – HSI R Bull CBBC Mar 2010 H	200,000,000	2009/12/07	2010/03/30	50.00
68848	Goldman Sachs SP (Asia) – HSI R Bull CBBC Apr 2010 O	200,000,000	2009/12/07	2010/04/29	50.00
68849	Goldman Sachs SP (Asia) – HSI R Bull CBBC May 2010 H	200,000,000	2009/12/07	2010/05/28	50.00
68797	HK Bank – HSI R Bear CBBC Jun 2010 N	100,000,000	2009/12/07	2010/06/29	25.00
68798	HK Bank – HSI R Bear CBBC Jun 2010 O	150,000,000	2009/12/07	2010/06/29	37.50
68813	CC Rabobank B.A. – HSI R Bull CBBC Jun 2010 V	200,000,000	2009/12/07	2010/06/29	50.00
68814	CC Rabobank B.A. – HSI R Bull CBBC Jun 2010 W	200,000,000	2009/12/07	2010/06/29	50.00
68815	CC Rabobank B.A. – HSI R Bull CBBC Jun 2010 X	200,000,000	2009/12/07	2010/06/29	50.00
68816	CC Rabobank B.A. – HSI R Bull CBBC Jun 2010 Y	200,000,000	2009/12/07	2010/06/29	50.00
68821	CC Rabobank B.A. – HSI R Bear CBBC Jun 2010 A	200,000,000	2009/12/07	2010/06/29	50.00
68825	CC Rabobank B.A. – HSI R Bear CBBC Jun 2010 C	200,000,000	2009/12/07	2010/06/29	50.00
68822	CC Rabobank B.A. – HSI R Bear CBBC Jun 2010 D	200,000,000	2009/12/07	2010/06/29	50.00
68824	CC Rabobank B.A. – HSI R Bear CBBC Jun 2010 L	200,000,000	2009/12/07	2010/06/29	50.00
68823	CC Rabobank B.A. – HSI R Bear CBBC Jun 2010 M	200,000,000	2009/12/07	2010/06/29	50.00
68820	CC Rabobank B.A. – HSI R Bear CBBC Jun 2010 Z	200,000,000	2009/12/07	2010/06/29	50.00
68806	SGA Societe Generale Acceptance N.V. – HSI R Bull CBBC Jun10G	300,000,000	2009/12/07	2010/06/29	75.00
68807	SGA Societe Generale Acceptance N.V. – HSI R Bull CBBC Jun10H	300,000,000	2009/12/07	2010/06/29	75.00
68808	SGA Societe Generale Acceptance N.V. – HSI R Bull CBBC Jun10I	300,000,000	2009/12/07	2010/06/29	75.00
68809	SGA Societe Generale Acceptance N.V. – HSI R Bull CBBC Jun10J	300,000,000	2009/12/07	2010/06/29	75.00
68810	SGA Societe Generale Acceptance N.V. – HSI R Bull CBBC Jun10K	300,000,000	2009/12/07	2010/06/29	75.00
68811	SGA Societe Generale Acceptance N.V. – HSI R Bull CBBC Jun10L	300,000,000	2009/12/07	2010/06/29	75.00
68812	SGA Societe Generale Acceptance N.V. – HSI R Bull CBBC Jun10M	300,000,000	2009/12/07	2010/06/29	75.00
68791	SGA Societe Generale Acceptance N.V. – HSI R Bear CBBC Jun10D	300,000,000	2009/12/07	2010/06/29	75.00
68792	SGA Societe Generale Acceptance N.V. – HSI R Bear CBBC Jun10E	300,000,000	2009/12/07	2010/06/29	75.00
68793	SGA Societe Generale Acceptance N.V. – HSI R Bear CBBC Jun10F	300,000,000	2009/12/07	2010/06/29	75.00
68836	UBS AG – China Mobile R Bull CBBC Mar 2010 J	200,000,000	2009/12/07	2010/03/15	50.00
68835	UBS AG – HSI R Bull CBBC Apr 2010 S	300,000,000	2009/12/07	2010/04/29	75.00

Main Board Callable Bull/Bear Contracts

Code	Callable Bull / Bear Contracts	No. of issue (units)	Listing date	Expiry	Amount raised (HK\$ mil.)
68834	UBS AG – HSI R Bull CBBC Apr 2010 V	300,000,000	2009/12/07	2010/04/29	75.00
68833	UBS AG – HSI R Bull CBBC May 2010 A	300,000,000	2009/12/07	2010/05/28	75.00
68837	UBS AG – HSI R Bear CBBC May 2010 Q	300,000,000	2009/12/07	2010/05/28	75.00
68801	UBS AG – HSI R Bear CBBC May 2010 R	300,000,000	2009/12/07	2010/05/28	75.00
68800	UBS AG – HSI R Bear CBBC May 2010 T	300,000,000	2009/12/07	2010/05/28	75.00
68799	UBS AG – HSI R Bear CBBC May 2010 X	300,000,000	2009/12/07	2010/05/28	75.00
68802	UBS AG – HSI R Bear CBBC Jun 2010 X	300,000,000	2009/12/07	2010/06/29	75.00
68803	UBS AG – HSI R Bear CBBC Jun 2010 Y	400,000,000	2009/12/07	2010/06/29	100.00
68899	Credit Suisse AG – A50 China R Bull CBBC Apr 2010 E	100,000,000	2009/12/08	2010/04/26	25.00
68900	Credit Suisse AG – HKEx R Bull CBBC May 2010 E	100,000,000	2009/12/08	2010/05/24	25.00
68894	Credit Suisse AG – HSI R Bull CBBC Apr 2010 L	210,000,000	2009/12/08	2010/04/29	52.50
68895	Credit Suisse AG – HSI R Bull CBBC May 2010 N	210,000,000	2009/12/08	2010/05/28	52.50
68896	Credit Suisse AG – HSI R Bull CBBC May 2010 O	200,000,000	2009/12/08	2010/05/28	50.00
68897	Credit Suisse AG – HSI R Bull CBBC May 2010 P	210,000,000	2009/12/08	2010/05/28	52.50
68898	Credit Suisse AG – HSI R Bear CBBC Apr 2010 Z	200,000,000	2009/12/08	2010/04/29	50.00
68855	Credit Suisse AG – HSI R Bear CBBC May 2010 M	210,000,000	2009/12/08	2010/05/28	52.50
68892	Deutsche Bank AG – China Life R Bull CBBC May 2010 H	150,000,000	2009/12/08	2010/05/10	42.00
68893	Deutsche Bank AG – HSI R Bull CBBC Mar 2010 R	300,000,000	2009/12/08	2010/03/30	75.00
68860	Deutsche Bank AG – HSI R Bull CBBC Apr 2010 K	300,000,000	2009/12/08	2010/04/29	75.00
68854	Deutsche Bank AG – HSI R Bear CBBC May 2010 U	300,000,000	2009/12/08	2010/05/28	75.00
68861	Deutsche Bank AG – HSI R Bear CBBC May 2010 V	300,000,000	2009/12/08	2010/05/28	75.00
68901	Goldman Sachs SP (Asia) – HSI R Bull CBBC Mar 2010 I	200,000,000	2009/12/08	2010/03/30	50.00
68902	Goldman Sachs SP (Asia) – HSI R Bull CBBC Mar 2010 X	200,000,000	2009/12/08	2010/03/30	50.00
68865	KBC Fin Products Int'l Ltd. – Ch Mobile R Bull CBBC Mar 10C	208,000,000	2009/12/08	2010/03/08	52.00
68866	KBC Fin Products Int'l Ltd. – Ch Mobile R Bull CBBC Mar 10D	208,000,000	2009/12/08	2010/03/08	52.00
68867	KBC Fin Products Int'l Ltd. – Ch Mobile R Bull CBBC Apr 10C	208,000,000	2009/12/08	2010/04/01	52.00
68868	KBC Fin Products Int'l Ltd. – Ch Mobile R Bear CBBC Mar 10E	208,000,000	2009/12/08	2010/03/08	52.00
68869	KBC Fin Products Int'l Ltd. – Ch Mobile R Bear CBBC Apr 10D	208,000,000	2009/12/08	2010/04/01	52.00
68870	KBC Fin Products Int'l Ltd. – Ch Mobile R Bear CBBC Apr 10E	208,000,000	2009/12/08	2010/04/15	52.00
68871	KBC Fin Products Int'l Ltd. – Ch Mobile R Bear CBBC May 10A	208,000,000	2009/12/08	2010/05/03	60.32
68872	KBC Fin Products Int'l Ltd. – Ch Mobile R Bear CBBC May 10B	208,000,000	2009/12/08	2010/05/10	64.48
68864	KBC Fin Products Int'l Ltd. – HSI R Bull CBBC Mar 2010 M	248,000,000	2009/12/08	2010/03/30	62.00
68863	KBC Fin Products Int'l Ltd. – HSI R Bull CBBC Mar 2010 N	208,000,000	2009/12/08	2010/03/30	52.00
68853	Macquarie Bank Ltd. – HSI R Bear CBBC Mar 2010 A	300,000,000	2009/12/08	2010/03/30	75.00
68850	Merrill Lynch Int'l & Co. C.V. – HSI R Bull CBBC Jun 2010 F	150,000,000	2009/12/08	2010/06/29	37.50
68851	Merrill Lynch Int'l & Co. C.V. – HSI R Bull CBBC Jun 2010 G	150,000,000	2009/12/08	2010/06/29	37.50
68852	Merrill Lynch Int'l & Co. C.V. – HSI R Bull CBBC Jun 2010 H	150,000,000	2009/12/08	2010/06/29	37.50
68856	Merrill Lynch Int'l & Co. C.V. – HSI R Bear CBBC Jun 2010 I	150,000,000	2009/12/08	2010/06/29	37.50
68857	Merrill Lynch Int'l & Co. C.V. – HSI R Bear CBBC Jun 2010 J	150,000,000	2009/12/08	2010/06/29	37.50
68858	Merrill Lynch Int'l & Co. C.V. – HSI R Bear CBBC Jun 2010 K	150,000,000	2009/12/08	2010/06/29	37.50
68859	Merrill Lynch Int'l & Co. C.V. – HSI R Bear CBBC Jun 2010 L	150,000,000	2009/12/08	2010/06/29	37.50
68878	UBS AG – BOCL R Bull CBBC Mar 2010 E	200,000,000	2009/12/08	2010/03/15	50.00
68880	UBS AG – China Mobile R Bull CBBC Mar 2010 K	200,000,000	2009/12/08	2010/03/15	50.00
68886	UBS AG – China Mobile R Bear CBBC Apr 2010 A	200,000,000	2009/12/08	2010/04/12	50.00
68879	UBS AG – CC Bank R Bull CBBC Mar 2010 E	200,000,000	2009/12/08	2010/03/15	50.00

Main Board Callable Bull/Bear Contracts

Code	Callable Bull / Bear Contracts	No. of issue (units)	Listing date	Expiry	Amount raised (HK\$ mil.)
68889	UBS AG – CNOOC R Bear CBBC Mar 2010 C	200,000,000	2009/12/08	2010/03/15	50.00
68881	UBS AG – Sinopec Corp R Bull CBBC Apr 2010 A	100,000,000	2009/12/08	2010/04/12	25.00
68887	UBS AG – Sinopec Corp R Bear CBBC Apr 2010 B	100,000,000	2009/12/08	2010/04/12	25.00
68888	UBS AG – Sinopec Corp R Bear CBBC Apr 2010 C	100,000,000	2009/12/08	2010/04/12	25.00
68882	UBS AG – China Shenhua R Bull CBBC Mar 2010 C	200,000,000	2009/12/08	2010/03/08	50.00
68885	UBS AG – A50 China R Bull CBBC Apr 2010 A	200,000,000	2009/12/08	2010/04/12	61.00
68890	UBS AG – A50 China R Bear CBBC Mar 2010 L	200,000,000	2009/12/08	2010/03/15	50.00
68891	UBS AG – A50 China R Bear CBBC Apr 2010 B	200,000,000	2009/12/08	2010/04/12	56.00
68877	UBS AG – HSCEI R Bear CBBC Apr 2010 E	200,000,000	2009/12/08	2010/04/29	50.00
68873	UBS AG – HSI R Bull CBBC Mar 2010 A	300,000,000	2009/12/08	2010/03/30	75.00
68874	UBS AG – HSI R Bull CBBC Jun 2010 E	300,000,000	2009/12/08	2010/06/29	75.00
68875	UBS AG – HSI R Bull CBBC Jul 2010 C	300,000,000	2009/12/08	2010/07/29	75.00
68876	UBS AG – HSI R Bull CBBC Jul 2010 D	400,000,000	2009/12/08	2010/07/29	100.00
68862	UBS AG – HSI R Bear CBBC Jun 2010 Z	300,000,000	2009/12/08	2010/06/29	75.00
68883	UBS AG – ICBC R Bull CBBC Mar 2010 F	200,000,000	2009/12/08	2010/03/08	50.00
68884	UBS AG – Petrochina R Bull CBBC Mar 2010 B	200,000,000	2009/12/08	2010/03/15	50.00
68920	ABN AMRO Bank N.V. – HSCEI R Bull CBBC Mar 2010 A	250,000,000	2009/12/09	2010/03/30	62.50
68921	ABN AMRO Bank N.V. – HSCEI R Bear CBBC Mar 2010 B	250,000,000	2009/12/09	2010/03/30	62.50
68922	ABN AMRO Bank N.V. – HSCEI R Bear CBBC Mar 2010 C	250,000,000	2009/12/09	2010/03/30	62.50
68919	ABN AMRO Bank N.V. – HSI R Bull CBBC Mar 2010 K	250,000,000	2009/12/09	2010/03/30	62.50
68917	BNP Paribas Arbit Issu B.V. – HSI R Bull CBBC Apr 2010 M	300,000,000	2009/12/09	2010/04/29	75.00
68913	Credit Suisse AG – HSI R Bull CBBC May 2010 Q	200,000,000	2009/12/09	2010/05/28	50.00
68905	Deutsche Bank AG – HSI R Bull CBBC Apr 2010 I	300,000,000	2009/12/09	2010/04/29	75.00
68904	Deutsche Bank AG – HSI R Bear CBBC May 2010 W	300,000,000	2009/12/09	2010/05/28	75.00
68914	KBC Fin Products Int'l Ltd. – COVS R Bull CBBC Mar 2010 B	30,000,000	2009/12/09	2010/03/09	10.20
68915	KBC Fin Products Int'l Ltd. – HKEx R Bull CBBC Mar 2010 C	188,000,000	2009/12/09	2010/03/10	47.00
68916	KBC Fin Products Int'l Ltd. – TCH R Bull CBBC Mar 2010 B	78,000,000	2009/12/09	2010/03/09	19.50
68908	SGA Societe Generale Acceptance N.V. – HSI R Bull CBBC Jun10N	300,000,000	2009/12/09	2010/06/29	75.00
68909	SGA Societe Generale Acceptance N.V. – HSI R Bull CBBC Jun10O	300,000,000	2009/12/09	2010/06/29	75.00
68910	SGA Societe Generale Acceptance N.V. – HSI R Bull CBBC Jun10P	300,000,000	2009/12/09	2010/06/29	75.00
68911	SGA Societe Generale Acceptance N.V. – HSI R Bull CBBC Jun10Q	300,000,000	2009/12/09	2010/06/29	75.00
68912	SGA Societe Generale Acceptance N.V. – HSI R Bull CBBC Jun10R	300,000,000	2009/12/09	2010/06/29	75.00
68906	UBS AG – HSI R Bull CBBC Jun 2010 G	300,000,000	2009/12/09	2010/06/29	75.00
68907	UBS AG – HSI R Bull CBBC Jul 2010 E	400,000,000	2009/12/09	2010/07/29	100.00
68903	UBS AG – HSI R Bear CBBC Apr 2010 J	300,000,000	2009/12/09	2010/04/29	75.00
68918	BOCI Asia Ltd. – HSI R Bear CBBC Mar 2010 A	100,000,000	2009/12/10	2010/03/30	25.00
68948	BNP Paribas Arbit Issu B.V. – HSI R Bull CBBC May 2010 L	300,000,000	2009/12/10	2010/05/28	75.00
68936	Credit Suisse AG – China Life R Bull CBBC May 2010 H	100,000,000	2009/12/10	2010/05/24	25.00
68937	Credit Suisse AG – HSBC R Bull CBBC Apr 2010 G	100,000,000	2009/12/10	2010/04/26	25.00
68935	Credit Suisse AG – HSI R Bull CBBC May 2010 S	210,000,000	2009/12/10	2010/05/28	52.50
68929	Credit Suisse AG – HSI R Bear CBBC May 2010 R	210,000,000	2009/12/10	2010/05/28	52.50
68939	Deutsche Bank AG – CC Bank R Bull CBBC May 2010 C	150,000,000	2009/12/10	2010/05/10	37.50
68940	Deutsche Bank AG – China Life R Bear CBBC May 2010 I	150,000,000	2009/12/10	2010/05/10	57.00
68938	Deutsche Bank AG – HSI R Bull CBBC Apr 2010 B	300,000,000	2009/12/10	2010/04/29	75.00
68923	Deutsche Bank AG – HSI R Bear CBBC Apr 2010 C	300,000,000	2009/12/10	2010/04/29	75.00

Main Board Callable Bull/Bear Contracts

Code	Callable Bull / Bear Contracts	No. of issue (units)	Listing date	Expiry	Amount raised (HK\$ mil.)
68924	Deutsche Bank AG – HSI R Bear CBBC May 2010 X	300,000,000	2009/12/10	2010/05/28	81.00
68946	Goldman Sachs SP (Asia) – HSI R Bull CBBC Apr 2010 R	200,000,000	2009/12/10	2010/04/29	50.00
68947	Goldman Sachs SP (Asia) – HSI R Bull CBBC May 2010 G	200,000,000	2009/12/10	2010/05/28	50.00
68930	KBC Fin Products Int'l Ltd. – HSI R Bull CBBC Mar 2010 H	248,000,000	2009/12/10	2010/03/30	62.00
68934	KBC Fin Products Int'l Ltd. – HSI R Bull CBBC Mar 2010 I	208,000,000	2009/12/10	2010/03/30	52.00
68931	UBS AG – China Life R Bull CBBC Mar 2010 O	200,000,000	2009/12/10	2010/03/15	50.00
68926	UBS AG – China Life R Bear CBBC Mar 2010 N	200,000,000	2009/12/10	2010/03/15	50.00
68925	UBS AG – A50 China R Bull CBBC Mar 2010 M	200,000,000	2009/12/10	2010/03/15	50.00
68932	UBS AG – HSCEI R Bull CBBC Apr 2010 F	200,000,000	2009/12/10	2010/04/29	50.00
68933	UBS AG – HSCEI R Bull CBBC Apr 2010 G	200,000,000	2009/12/10	2010/04/29	50.00
68942	UBS AG – HSI R Bull CBBC Mar 2010 V	300,000,000	2009/12/10	2010/03/30	75.00
68943	UBS AG – HSI R Bull CBBC Apr 2010 B	300,000,000	2009/12/10	2010/04/29	75.00
68928	UBS AG – HSI R Bear CBBC Apr 2010 D	300,000,000	2009/12/10	2010/04/29	75.00
68927	UBS AG – HSI R Bear CBBC Apr 2010 P	300,000,000	2009/12/10	2010/04/29	75.00
68941	UBS AG – Jiangxi Copper R Bull CBBC Mar 2010 Q	100,000,000	2009/12/10	2010/03/15	26.00
68945	UBS AG – Jiangxi Copper R Bear CBBC Mar 2010 R	100,000,000	2009/12/10	2010/03/15	62.00
68944	UBS AG – TCH R Bull CBBC Mar 2010 H	100,000,000	2009/12/10	2010/03/15	25.00
66020 [#]	Credit Suisse – China Mobile R Bull CBBC Jan 2010 A	200,000,000	2009/12/10	2010/01/11	21.20
68228 [#]	Deutsche Bank AG – HSI R Bull CBBC May 2010 K	300,000,000	2009/12/10	2010/05/28	47.10
68949	Credit Suisse AG – HSI R Bull CBBC Apr 2010 W	200,000,000	2009/12/11	2010/04/29	50.00
68970	Credit Suisse AG – HSI R Bear CBBC Apr 2010 Q	210,000,000	2009/12/11	2010/04/29	52.50
68971	Deutsche Bank AG – China Life R Bull CBBC May 2010 J	150,000,000	2009/12/11	2010/05/10	37.50
68968	Deutsche Bank AG – HSI R Bull CBBC May 2010 Y	300,000,000	2009/12/11	2010/05/28	75.00
68950	HK Bank – CHALCO R Bull CBBC May 2010 A	60,000,000	2009/12/11	2010/05/25	15.00
68960	HK Bank – CHALCO R Bear CBBC May 2010 B	60,000,000	2009/12/11	2010/05/25	15.00
68953	HK Bank – China Mobile R Bull CBBC Apr 2010 A	160,000,000	2009/12/11	2010/04/16	40.00
68954	HK Bank – China Mobile R Bull CBBC Jun 2010 A	160,000,000	2009/12/11	2010/06/18	40.00
68963	HK Bank – China Mobile R Bear CBBC Jun 2010 B	80,000,000	2009/12/11	2010/06/09	20.00
68951	HK Bank – CC Bank R Bull CBBC Apr 2010 A	100,000,000	2009/12/11	2010/04/08	25.00
68961	HK Bank – CC Bank R Bear CBBC Apr 2010 B	100,000,000	2009/12/11	2010/04/21	25.00
68952	HK Bank – China Life R Bull CBBC Apr 2010 A	160,000,000	2009/12/11	2010/04/19	40.00
68962	HK Bank – China Life R Bear CBBC Apr 2010 B	160,000,000	2009/12/11	2010/04/19	40.00
68955	HK Bank – Sinopec Corp R Bull CBBC Apr 2010 A	100,000,000	2009/12/11	2010/04/23	25.00
68956	HK Bank – Sinopec Corp R Bull CBBC Apr 2010 B	100,000,000	2009/12/11	2010/04/23	25.00
68964	HK Bank – Sinopec Corp R Bear CBBC Jun 2010 A	60,000,000	2009/12/11	2010/06/18	15.00
68959	HK Bank – A50 R Bull CBBC May 2010 A	100,000,000	2009/12/11	2010/05/26	25.00
68967	HK Bank – A50 R Bear CBBC May 2010 B	100,000,000	2009/12/11	2010/05/26	25.00
68957	HK Bank – HKEx R Bull CBBC May 2010 A	100,000,000	2009/12/11	2010/05/12	25.00
68965	HK Bank – HKEx R Bear CBBC May 2010 B	100,000,000	2009/12/11	2010/05/12	25.00
68958	HK Bank – TCH R Bull CBBC Apr 2010 A	100,000,000	2009/12/11	2010/04/16	25.00
68966	HK Bank – TCH R Bear CBBC Apr 2010 B	100,000,000	2009/12/11	2010/04/16	25.00
68976	UBS AG – China Life R Bull CBBC Mar 2010 Q	200,000,000	2009/12/11	2010/03/15	50.00
68972	UBS AG – China Life R Bear CBBC Mar 2010 P	200,000,000	2009/12/11	2010/03/15	50.00
68973	UBS AG – A50 China R Bear CBBC Mar 2010 N	200,000,000	2009/12/11	2010/03/15	50.00
68969	UBS AG – HSI R Bull CBBC Apr 2010 Y	300,000,000	2009/12/11	2010/04/29	75.00

Main Board Callable Bull/Bear Contracts

Code	Callable Bull / Bear Contracts	No. of issue (units)	Listing date	Expiry	Amount raised (HK\$ mil.)
68979	Credit Suisse AG – HSI R Bull CBBC Apr 2010 T	210,000,000	2009/12/14	2010/04/29	52.50
68983	Credit Suisse AG – HSI R Bear CBBC Apr 2010 R	200,000,000	2009/12/14	2010/04/29	50.00
68980	Deutsche Bank AG – HKEx R Bull CBBC May 2010 B	150,000,000	2009/12/14	2010/05/03	45.00
68981	Deutsche Bank AG – HKEx R Bull CBBC May 2010 C	150,000,000	2009/12/14	2010/05/03	37.50
68977	Deutsche Bank AG – HSI R Bull CBBC May 2010 Z	300,000,000	2009/12/14	2010/05/28	75.00
68974	HK Bank – HSI R Bull CBBC Apr 2010 D	100,000,000	2009/12/14	2010/04/29	25.00
68975	UBS AG – HSI R Bull CBBC Apr 2010 R	300,000,000	2009/12/14	2010/04/29	75.00
68978	UBS AG – HSI R Bear CBBC May 2010 W	300,000,000	2009/12/14	2010/05/28	75.00
68982	ABN AMRO Bank N.V. – R&F R Bull CBBC Mar 2010 A	80,000,000	2009/12/15	2010/03/22	31.52
69002	BNP Paribas Arbit Issu B.V. – HSI R Bear CBBC Apr 2010 N	300,000,000	2009/12/15	2010/04/29	75.00
69003	BNP Paribas Arbit Issu B.V. – HSI R Bear CBBC Apr 2010 O	300,000,000	2009/12/15	2010/04/29	75.00
68993	Credit Suisse AG – HSI R Bull CBBC Apr 2010 O	200,000,000	2009/12/15	2010/04/29	50.00
69004	Deutsche Bank AG – HSI R Bear CBBC Mar 2010 S	300,000,000	2009/12/15	2010/03/30	75.00
68994	Deutsche Bank AG – HSI R Bear CBBC Apr 2010 D	300,000,000	2009/12/15	2010/04/29	75.00
69006	Goldman Sachs SP (Asia) – HSI R Bear CBBC Mar 2010 K	200,000,000	2009/12/15	2010/03/30	50.00
69005	Goldman Sachs SP (Asia) – HSI R Bear CBBC Mar 2010 Y	200,000,000	2009/12/15	2010/03/30	50.00
68984	HK Bank – HSI R Bear CBBC Apr 2010 E	120,000,000	2009/12/15	2010/04/29	42.00
68985	HK Bank – HSI R Bear CBBC May 2010 J	120,000,000	2009/12/15	2010/05/28	42.00
68986	HK Bank – HSI R Bear CBBC Jun 2010 P	120,000,000	2009/12/15	2010/06/29	45.60
68987	HK Bank – HSI R Bear CBBC Aug 2010 A	120,000,000	2009/12/15	2010/08/30	42.00
68988	HK Bank – HSI R Bear CBBC Sep 2010 A	160,000,000	2009/12/15	2010/09/29	44.80
68989	HK Bank – HSI R Bear CBBC Oct 2010 A	160,000,000	2009/12/15	2010/10/28	40.00
68997	KBC Fin Products Int'l Ltd. – China Life R Bull CBBC Mar 10F	148,000,000	2009/12/15	2010/03/15	41.44
68999	KBC Fin Products Int'l Ltd. – A50 China R Bull CBBC Mar 10D	188,000,000	2009/12/15	2010/03/15	47.00
68998	KBC Fin Products Int'l Ltd. – HSBC R Bear CBBC Apr 2010 G	188,000,000	2009/12/15	2010/04/15	47.00
69000	KBC Fin Products Int'l Ltd. – HSI R Bear CBBC Mar 2010 J	208,000,000	2009/12/15	2010/03/30	52.00
69001	KBC Fin Products Int'l Ltd. – HSI R Bear CBBC Mar 2010 O	248,000,000	2009/12/15	2010/03/30	62.00
68991	UBS AG – China Mobile R Bull CBBC Mar 2010 L	200,000,000	2009/12/15	2010/03/22	50.00
68996	UBS AG – R&F R Bull CBBC Mar 2010 A	100,000,000	2009/12/15	2010/03/15	38.50
68992	UBS AG – HKEx R Bull CBBC Mar 2010 E	200,000,000	2009/12/15	2010/03/22	50.00
68990	UBS AG – HSI R Bull CBBC Jun 2010 H	300,000,000	2009/12/15	2010/06/29	75.00
68995	UBS AG – HSI R Bear CBBC Mar 2010 W	300,000,000	2009/12/15	2010/03/30	75.00
69027	ABN AMRO Bank N.V. – A50 China R Bull CBBC Mar 2010 C	80,000,000	2009/12/16	2010/03/18	20.00
69028	ABN AMRO Bank N.V. – HSI R Bear CBBC Mar 2010 L	250,000,000	2009/12/16	2010/03/30	62.75
69029	ABN AMRO Bank N.V. – HSI R Bear CBBC Mar 2010 M	250,000,000	2009/12/16	2010/03/30	63.00
69025	Credit Suisse AG – China Life R Bear CBBC May 2010 I	100,000,000	2009/12/16	2010/05/24	26.50
69026	Credit Suisse AG – HSBC R Bear CBBC Apr 2010 H	100,000,000	2009/12/16	2010/04/26	25.00
69010	Credit Suisse AG – HSI R Bull CBBC Apr 2010 P	200,000,000	2009/12/16	2010/04/29	50.00
69023	Credit Suisse AG – HSI R Bear CBBC Apr 2010 N	200,000,000	2009/12/16	2010/04/29	50.00
69024	Credit Suisse AG – HSI R Bear CBBC May 2010 T	200,000,000	2009/12/16	2010/05/28	50.00
69022	Deutsche Bank AG – HSBC R Bear CBBC May 2010 A	150,000,000	2009/12/16	2010/05/10	37.50
69009	Deutsche Bank AG – HSI R Bull CBBC May 2010 D	300,000,000	2009/12/16	2010/05/28	75.00
69011	Deutsche Bank AG – HSI R Bull CBBC Jun 2010 D	300,000,000	2009/12/16	2010/06/29	75.00
69012	Deutsche Bank AG – HSI R Bear CBBC Mar 2010 H	300,000,000	2009/12/16	2010/03/30	75.00
69021	Deutsche Bank AG – HSI R Bear CBBC Apr 2010 O	300,000,000	2009/12/16	2010/04/29	75.00

Main Board Callable Bull/Bear Contracts

Code	Callable Bull / Bear Contracts	No. of issue (units)	Listing date	Expiry	Amount raised (HK\$ mil.)
69030	Goldman Sachs SP (Asia) – HSI R Bear CBBC Apr 2010 Q	200,000,000	2009/12/16	2010/04/29	50.00
69013	KBC Fin Products Int'l Ltd. – HSI R Bull CBBC Mar 2010 L	208,000,000	2009/12/16	2010/03/30	52.00
69020	KBC Fin Products Int'l Ltd. – HSI R Bear CBBC Mar 2010 Y	208,000,000	2009/12/16	2010/03/30	52.00
69015	UBS AG – China Mobile R Bear CBBC Apr 2010 B	200,000,000	2009/12/16	2010/04/12	50.00
69016	UBS AG – HKEx R Bear CBBC Mar 2010 F	200,000,000	2009/12/16	2010/03/22	50.00
69007	UBS AG – HSBC R Bull CBBC Apr 2010 E	200,000,000	2009/12/16	2010/04/12	50.00
69017	UBS AG – HSBC R Bear CBBC Apr 2010 F	200,000,000	2009/12/16	2010/04/12	50.00
69014	UBS AG – HSI R Bull CBBC Mar 2010 M	300,000,000	2009/12/16	2010/03/30	75.00
69008	UBS AG – HSI R Bull CBBC Mar 2010 U	300,000,000	2009/12/16	2010/03/30	75.00
69018	UBS AG – HSI R Bear CBBC Mar 2010 K	300,000,000	2009/12/16	2010/03/30	75.00
69019	UBS AG – HSI R Bear CBBC Mar 2010 Q	300,000,000	2009/12/16	2010/03/30	75.00
69037	Credit Suisse AG – China Mobile R Bear CBBC Apr 2010 B	100,000,000	2009/12/17	2010/04/26	25.00
69031	Credit Suisse AG – HSI R Bull CBBC Apr 2010 Z	210,000,000	2009/12/17	2010/04/29	52.50
69038	Credit Suisse AG – HSI R Bear CBBC May 2010 U	200,000,000	2009/12/17	2010/05/28	50.00
69039	Credit Suisse AG – HSI R Bear CBBC May 2010 V	210,000,000	2009/12/17	2010/05/28	52.50
69032	Deutsche Bank AG – HSI R Bull CBBC May 2010 F	300,000,000	2009/12/17	2010/05/28	75.00
69036	Deutsche Bank AG – HSI R Bear CBBC Mar 2010 N	300,000,000	2009/12/17	2010/03/30	75.00
69049	KBC Fin Products Int'l Ltd. – China Life R Bull CBBC Apr 10C	148,000,000	2009/12/17	2010/04/08	68.08
69035	KBC Fin Products Int'l Ltd. – HSI R Bull CBBC Apr 2010 N	308,000,000	2009/12/17	2010/04/29	77.00
69040	KBC Fin Products Int'l Ltd. – HSI R Bear CBBC Mar 2010 K	208,000,000	2009/12/17	2010/03/30	52.00
69041	KBC Fin Products Int'l Ltd. – HSI R Bear CBBC Apr 2010 O	308,000,000	2009/12/17	2010/04/29	77.00
69034	UBS AG – China Mobile R Bull CBBC Apr 2010 C	200,000,000	2009/12/17	2010/04/12	50.00
69042	UBS AG – China Life R Bear CBBC May 2010 A	200,000,000	2009/12/17	2010/05/03	50.00
69033	UBS AG – HSI R Bull CBBC Mar 2010 O	300,000,000	2009/12/17	2010/03/30	75.00
69045	UBS AG – HSI R Bull CBBC May 2010 X	300,000,000	2009/12/17	2010/05/28	75.00
69046	UBS AG – HSI R Bear CBBC Mar 2010 A	300,000,000	2009/12/17	2010/03/30	75.00
69048	UBS AG – HSI R Bear CBBC Apr 2010 H	300,000,000	2009/12/17	2010/04/29	75.00
69047	UBS AG – HSI R Bear CBBC Apr 2010 I	300,000,000	2009/12/17	2010/04/29	75.00
69043	UBS AG – Jiangxi Copper R Bear CBBC Jun 2010 A	100,000,000	2009/12/17	2010/06/07	36.00
69044	UBS AG – Ping An R Bear CBBC May 2010 A	100,000,000	2009/12/17	2010/05/03	25.00
69086	ABN AMRO Bank N.V. – Nikkei 225 R Bull CBBC Jun 2010 A	80,000,000	2009/12/18	2010/06/11	20.00
69087	ABN AMRO Bank N.V. – Nikkei 225 R Bull CBBC Jun 2010 B	80,000,000	2009/12/18	2010/06/11	20.00
69088	ABN AMRO Bank N.V. – Nikkei 225 R Bear CBBC Jun 2010 C	80,000,000	2009/12/18	2010/06/11	20.00
69089	ABN AMRO Bank N.V. – Nikkei 225 R Bear CBBC Jun 2010 D	80,000,000	2009/12/18	2010/06/11	20.00
69101	ABN AMRO Bank N.V. – TCH R Bull CBBC Mar 2010 H	80,000,000	2009/12/18	2010/03/29	20.08
69105	ABN AMRO Bank N.V. – TCH R Bear CBBC Mar 2010 I	80,000,000	2009/12/18	2010/03/29	20.00
69106	ABN AMRO Bank N.V. – TCH R Bear CBBC Mar 2010 J	80,000,000	2009/12/18	2010/03/29	20.00
69083	BNP Paribas Arbit Issu B.V. – HSI R Bull CBBC Apr 2010 W	300,000,000	2009/12/18	2010/04/29	75.00
69084	Credit Suisse AG – HSI R Bull CBBC May 2010 X	200,000,000	2009/12/18	2010/05/28	50.00
69085	Credit Suisse AG – HSI R Bull CBBC May 2010 Y	210,000,000	2009/12/18	2010/05/28	52.50
69076	Credit Suisse AG – HSI R Bear CBBC May 2010 W	200,000,000	2009/12/18	2010/05/28	50.00
69074	Deutsche Bank AG – HSI R Bull CBBC May 2010 J	300,000,000	2009/12/18	2010/05/28	75.00
69090	Deutsche Bank AG – HSI R Bull CBBC Jun 2010 E	300,000,000	2009/12/18	2010/06/29	75.00
69075	Deutsche Bank AG – HSI R Bear CBBC Mar 2010 D	300,000,000	2009/12/18	2010/03/30	75.00
69099	Goldman Sachs SP (Asia) – HSI R Bull CBBC Mar 2010 D	200,000,000	2009/12/18	2010/03/30	50.00

Main Board Callable Bull/Bear Contracts

Code	Callable Bull / Bear Contracts	No. of issue (units)	Listing date	Expiry	Amount raised (HK\$ mil.)
69100	Goldman Sachs SP (Asia) – HSI R Bull CBBC Mar 2010 F	200,000,000	2009/12/18	2010/03/30	50.00
69098	KBC Fin Products Int'l Ltd. – HSI R Bull CBBC Mar 2010 W	208,000,000	2009/12/18	2010/03/30	52.00
69061	SGA Societe Generale Acceptance N.V. – CMob R Bull CBBC Jun10A	300,000,000	2009/12/18	2010/06/30	75.00
69062	SGA Societe Generale Acceptance N.V. – CMob R Bull CBBC Jun10B	300,000,000	2009/12/18	2010/06/30	75.00
69060	SGA Societe Generale Acceptance N.V. – CLife R Bull CBBC Mar10F	100,000,000	2009/12/18	2010/03/31	42.00
69069	SGA Societe Generale Acceptance N.V. – CLife R Bear CBBC Mar10G	100,000,000	2009/12/18	2010/03/31	49.00
69065	SGA Societe Generale Acceptance N.V. – CP&CC R Bull CBBC May10A	200,000,000	2009/12/18	2010/05/12	50.00
69066	SGA Societe Generale Acceptance N.V. – CP&CC R Bull CBBC May10B	200,000,000	2009/12/18	2010/05/12	50.00
69070	SGA Societe Generale Acceptance N.V. – CP&CC R Bear CBBC May10C	200,000,000	2009/12/18	2010/05/12	50.00
69071	SGA Societe Generale Acceptance N.V. – CP&CC R Bear CBBC May10D	200,000,000	2009/12/18	2010/05/12	50.00
69067	SGA Societe Generale Acceptance N.V. – A50 R Bull CBBC May10A	150,000,000	2009/12/18	2010/05/26	37.50
69068	SGA Societe Generale Acceptance N.V. – A50 R Bull CBBC May10B	150,000,000	2009/12/18	2010/05/26	37.50
69072	SGA Societe Generale Acceptance N.V. – A50 R Bear CBBC May10C	150,000,000	2009/12/18	2010/05/26	37.50
69073	SGA Societe Generale Acceptance N.V. – A50 R Bear CBBC May10D	150,000,000	2009/12/18	2010/05/26	37.50
69063	SGA Societe Generale Acceptance N.V. – HSI R Bull CBBC Jun10C	300,000,000	2009/12/18	2010/06/29	75.00
69064	SGA Societe Generale Acceptance N.V. – HSI R Bull CBBC Jun10D	300,000,000	2009/12/18	2010/06/29	75.00
69080	SGA Societe Generale Acceptance N.V. – HSI R Bull CBBC Jun10E	300,000,000	2009/12/18	2010/06/29	75.00
69081	SGA Societe Generale Acceptance N.V. – HSI R Bull CBBC Jun10F	300,000,000	2009/12/18	2010/06/29	75.00
69082	SGA Societe Generale Acceptance N.V. – HSI R Bull CBBC Jun10R	300,000,000	2009/12/18	2010/06/29	75.00
69058	SGA Societe Generale Acceptance N.V. – HSI R Bear CBBC Jun10A	300,000,000	2009/12/18	2010/06/29	75.00
69059	SGA Societe Generale Acceptance N.V. – HSI R Bear CBBC Jun10B	300,000,000	2009/12/18	2010/06/29	75.00
69050	SGA Societe Generale Acceptance N.V. – HSI R Bear CBBC Jun10S	300,000,000	2009/12/18	2010/06/29	75.00
69051	SGA Societe Generale Acceptance N.V. – HSI R Bear CBBC Jun10T	300,000,000	2009/12/18	2010/06/29	75.00
69052	SGA Societe Generale Acceptance N.V. – HSI R Bear CBBC Jun10U	300,000,000	2009/12/18	2010/06/29	75.00
69053	SGA Societe Generale Acceptance N.V. – HSI R Bear CBBC Jun10V	300,000,000	2009/12/18	2010/06/29	75.00
69054	SGA Societe Generale Acceptance N.V. – HSI R Bear CBBC Jun10W	300,000,000	2009/12/18	2010/06/29	75.00
69055	SGA Societe Generale Acceptance N.V. – HSI R Bear CBBC Jun10X	300,000,000	2009/12/18	2010/06/29	75.00
69056	SGA Societe Generale Acceptance N.V. – HSI R Bear CBBC Jun10Y	300,000,000	2009/12/18	2010/06/29	75.00
69057	SGA Societe Generale Acceptance N.V. – HSI R Bear CBBC Jun10Z	300,000,000	2009/12/18	2010/06/29	75.00
69091	UBS AG – Angang Steel R Bull CBBC Mar 2010 C	100,000,000	2009/12/18	2010/03/22	25.00
69095	UBS AG – Angang Steel R Bear CBBC Mar 2010 D	100,000,000	2009/12/18	2010/03/22	31.00
69093	UBS AG – China Life R Bull CBBC May 2010 B	200,000,000	2009/12/18	2010/05/03	50.00
69094	UBS AG – A50 China R Bull CBBC Apr 2010 C	200,000,000	2009/12/18	2010/04/12	50.00
69077	UBS AG – A50 China R Bear CBBC Mar 2010 O	200,000,000	2009/12/18	2010/03/22	50.00
69096	UBS AG – HSI R Bull CBBC Mar 2010 V	300,000,000	2009/12/18	2010/03/30	75.00
69097	UBS AG – HSI R Bull CBBC Jun 2010 J	300,000,000	2009/12/18	2010/06/29	75.00
69078	UBS AG – HSI R Bear CBBC Jun 2010 I	300,000,000	2009/12/18	2010/06/29	75.00
69079	UBS AG – HSI R Bear CBBC Jul 2010 F	400,000,000	2009/12/18	2010/07/29	100.00
69092	UBS AG – TCH R Bull CBBC Apr 2010 A	100,000,000	2009/12/18	2010/04/19	25.00
69114	Credit Suisse AG – China Mobile R Bull CBBC Jun 2010 A	100,000,000	2009/12/21	2010/06/28	26.00
69115	Credit Suisse AG – HSI R Bull CBBC May 2010 Z	200,000,000	2009/12/21	2010/05/28	50.00
69118	Credit Suisse AG – HSI R Bear CBBC May 2010 A	210,000,000	2009/12/21	2010/05/28	52.50
69126	Deutsche Bank AG – China Life R Bear CBBC May 2010 K	150,000,000	2009/12/21	2010/05/17	45.00
69116	Deutsche Bank AG – HSI R Bull CBBC May 2010 A	300,000,000	2009/12/21	2010/05/28	78.00
69117	Deutsche Bank AG – HSI R Bear CBBC Jun 2010 F	300,000,000	2009/12/21	2010/06/29	75.00

Main Board Callable Bull/Bear Contracts

Code	Callable Bull / Bear Contracts	No. of issue (units)	Listing date	Expiry	Amount raised (HK\$ mil.)
69119	KBC Fin Products Int'l Ltd. – CP&CC R Bull CBBC May 2010 A	208,000,000	2009/12/21	2010/05/10	52.00
69102	SGA Societe Generale Acceptance N.V. – HKEx R Bull CBBC May10A	150,000,000	2009/12/21	2010/05/26	37.50
69108	SGA Societe Generale Acceptance N.V. – HKEx R Bear CBBC May10B	150,000,000	2009/12/21	2010/05/26	37.50
69109	SGA Societe Generale Acceptance N.V. – HKEx R Bear CBBC May10C	150,000,000	2009/12/21	2010/05/26	37.50
69103	SGA Societe Generale Acceptance N.V. – HSBC R Bull CBBC Apr10C	300,000,000	2009/12/21	2010/04/28	75.00
69104	SGA Societe Generale Acceptance N.V. – HSBC R Bull CBBC Apr10D	300,000,000	2009/12/21	2010/04/28	75.00
69110	SGA Societe Generale Acceptance N.V. – HSBC R Bear CBBC Apr10E	300,000,000	2009/12/21	2010/04/28	75.00
69111	SGA Societe Generale Acceptance NV – HSCEI R Bear CBBC Jun10A	200,000,000	2009/12/21	2010/06/29	50.00
69107	SGA Societe Generale Acceptance N.V. – TCH R Bull CBBC Jun10A	100,000,000	2009/12/21	2010/06/30	28.00
69113	UBS AG – China Mobile R Bear CBBC Apr 2010 D	200,000,000	2009/12/21	2010/04/12	50.00
69112	UBS AG – China Life R Bull CBBC May 2010 C	200,000,000	2009/12/21	2010/05/03	50.00
69121	UBS AG – Sinopec Corp R Bull CBBC Apr 2010 D	100,000,000	2009/12/21	2010/04/12	25.00
69122	UBS AG – HSI R Bull CBBC Apr 2010 N	300,000,000	2009/12/21	2010/04/29	75.00
69123	UBS AG – HSI R Bear CBBC Jun 2010 K	400,000,000	2009/12/21	2010/06/29	100.00
69120	UBS AG – TCH R Bull CBBC Apr 2010 B	200,000,000	2009/12/21	2010/04/19	50.00
69124	UBS AG – TCH R Bear CBBC Apr 2010 C	200,000,000	2009/12/21	2010/04/19	55.00
69125	UBS AG – TCH R Bear CBBC Apr 2010 D	200,000,000	2009/12/21	2010/04/19	50.00
69127	Credit Suisse AG – TCH R Bull CBBC Apr 2010 A	100,000,000	2009/12/22	2010/04/20	30.00
69128	Credit Suisse AG – TCH R Bull CBBC Apr 2010 B	100,000,000	2009/12/22	2010/04/20	25.00
69132	Credit Suisse AG – TCH R Bear CBBC Apr 2010 C	100,000,000	2009/12/22	2010/04/20	25.00
69133	Credit Suisse AG – TCH R Bear CBBC Apr 2010 D	100,000,000	2009/12/22	2010/04/20	25.00
69130	UBS AG – HSI R Bull CBBC May 2010 Q	300,000,000	2009/12/22	2010/05/28	75.00
69131	UBS AG – HSI R Bull CBBC May 2010 R	300,000,000	2009/12/22	2010/05/28	75.00
69135	UBS AG – HSI R Bull CBBC Jun 2010 N	300,000,000	2009/12/22	2010/06/29	75.00
69136	UBS AG – HSI R Bull CBBC Jul 2010 G	400,000,000	2009/12/22	2010/07/29	100.00
69137	UBS AG – HSI R Bear CBBC May 2010 T	300,000,000	2009/12/22	2010/05/28	75.00
69129	UBS AG – TCH R Bull CBBC Apr 2010 E	100,000,000	2009/12/22	2010/04/19	25.00
69134	UBS AG – TCH R Bear CBBC Apr 2010 F	100,000,000	2009/12/22	2010/04/19	30.50
69150	ABN AMRO Bank N.V. – TCH R Bull CBBC Mar 2010 K	80,000,000	2009/12/23	2010/03/29	20.16
69151	ABN AMRO Bank N.V. – TCH R Bull CBBC Mar 2010 L	80,000,000	2009/12/23	2010/03/29	20.08
69155	ABN AMRO Bank N.V. – TCH R Bear CBBC Mar 2010 M	80,000,000	2009/12/23	2010/03/29	21.20
69156	ABN AMRO Bank N.V. – TCH R Bear CBBC Mar 2010 N	80,000,000	2009/12/23	2010/03/29	26.08
69142	BNP Paribas Arbit Issu B.V. – HSI R Bear CBBC Apr 2010 V	300,000,000	2009/12/23	2010/04/29	75.00
69146	Credit Suisse AG – HSI R Bear CBBC May 2010 F	210,000,000	2009/12/23	2010/05/28	52.50
69138	Deutsche Bank AG – HSI R Bull CBBC Jun 2010 G	300,000,000	2009/12/23	2010/06/29	75.00
69143	Deutsche Bank AG – HSI R Bear CBBC Mar 2010 C	300,000,000	2009/12/23	2010/03/30	75.00
69144	Deutsche Bank AG – HSI R Bear CBBC Apr 2010 G	300,000,000	2009/12/23	2010/04/29	81.00
69152	Goldman Sachs SP (Asia) – HSI R Bear CBBC Apr 2010 S	200,000,000	2009/12/23	2010/04/29	50.00
69141	KBC Fin Products Int'l Ltd. – HSI R Bull CBBC Mar 2010 B	208,000,000	2009/12/23	2010/03/30	52.00
69145	SGA Societe Generale Acceptance N.V. – HSI R Bear CBBC Jun10Q	300,000,000	2009/12/23	2010/06/29	75.00
69148	UBS AG – R&F R Bear CBBC May 2010 A	100,000,000	2009/12/23	2010/05/03	31.00
69149	UBS AG – HKEx R Bear CBBC May 2010 A	200,000,000	2009/12/23	2010/05/03	50.00
69139	UBS AG – HSBC R Bull CBBC Apr 2010 G	200,000,000	2009/12/23	2010/04/12	50.00
69140	UBS AG – HSI R Bull CBBC Mar 2010 U	300,000,000	2009/12/23	2010/03/30	75.00
69147	UBS AG – HSI R Bear CBBC Mar 2010 Q	300,000,000	2009/12/23	2010/03/30	75.00

Main Board Callable Bull/Bear Contracts

Code	Callable Bull / Bear Contracts	No. of issue (units)	Listing date	Expiry	Amount raised (HK\$ mil.)
69169	ABN AMRO Bank N.V. – COVS R Bull CBBC Mar 2010 D	80,000,000	2009/12/24	2010/03/29	23.04
69172	ABN AMRO Bank N.V. – COVS R Bear CBBC Mar 2010 E	80,000,000	2009/12/24	2010/03/29	30.40
69168	ABN AMRO Bank N.V. – HSI R Bull CBBC Mar 2010 N	250,000,000	2009/12/24	2010/03/30	62.50
69170	ABN AMRO Bank N.V. – HSI R Bear CBBC Mar 2010 O	250,000,000	2009/12/24	2010/03/30	62.50
69171	ABN AMRO Bank N.V. – HSI R Bear CBBC Mar 2010 P	250,000,000	2009/12/24	2010/03/30	62.50
69166	BNP Paribas Arbit Issu B.V. – HSI R Bear CBBC May 2010 M	300,000,000	2009/12/24	2010/05/28	75.00
69158	Credit Suisse AG – HSI R Bull CBBC May 2010 E	210,000,000	2009/12/24	2010/05/28	52.50
69175	Credit Suisse AG – HSI R Bear CBBC May 2010 I	210,000,000	2009/12/24	2010/05/28	52.50
69176	Credit Suisse AG – HSI R Bear CBBC Jun 2010 F	200,000,000	2009/12/24	2010/06/29	50.00
69154	Deutsche Bank AG – HSI R Bull CBBC May 2010 L	300,000,000	2009/12/24	2010/05/28	75.00
69157	Deutsche Bank AG – HSI R Bull CBBC May 2010 O	300,000,000	2009/12/24	2010/05/28	75.00
69162	Deutsche Bank AG – HSI R Bear CBBC Mar 2010 R	300,000,000	2009/12/24	2010/03/30	75.00
69161	Deutsche Bank AG – HSI R Bear CBBC Mar 2010 V	300,000,000	2009/12/24	2010/03/30	75.00
69167	Deutsche Bank AG – HSI R Bear CBBC Apr 2010 F	300,000,000	2009/12/24	2010/04/29	75.00
69177	Goldman Sachs SP (Asia) – HSI R Bear CBBC Apr 2010 N	200,000,000	2009/12/24	2010/04/29	50.00
69153	HK Bank – HSI R Bear CBBC Apr 2010 F	100,000,000	2009/12/24	2010/04/29	25.00
69163	KBC Fin Products Int'l Ltd. – HSI R Bull CBBC Apr 2010 P	248,000,000	2009/12/24	2010/04/29	62.00
69174	KBC Fin Products Int'l Ltd. – HSI R Bear CBBC Mar 2010 D	208,000,000	2009/12/24	2010/03/30	52.00
69173	KBC Fin Products Int'l Ltd. – HSI R Bear CBBC Mar 2010 F	248,000,000	2009/12/24	2010/03/30	62.00
69159	UBS AG – China Mobile R Bull CBBC Apr 2010 E	200,000,000	2009/12/24	2010/04/12	50.00
69178	UBS AG – China Tel R Bull CBBC May 2010 A	100,000,000	2009/12/24	2010/05/10	25.00
69179	UBS AG – China Life R Bear CBBC May 2010 D	200,000,000	2009/12/24	2010/05/03	50.00
69165	UBS AG – A50 China R Bull CBBC Apr 2010 D	200,000,000	2009/12/24	2010/04/12	50.00
69182	UBS AG – A50 China R Bear CBBC Apr 2010 E	200,000,000	2009/12/24	2010/04/12	50.00
69180	UBS AG – HSBC R Bear CBBC Apr 2010 H	200,000,000	2009/12/24	2010/04/12	50.00
69183	UBS AG – HSCEI R Bear CBBC May 2010 A	200,000,000	2009/12/24	2010/05/28	50.00
69184	UBS AG – HSCEI R Bear CBBC May 2010 B	200,000,000	2009/12/24	2010/05/28	50.00
69160	UBS AG – HSI R Bull CBBC Mar 2010 M	300,000,000	2009/12/24	2010/03/30	75.00
69164	UBS AG – HSI R Bull CBBC Apr 2010 S	300,000,000	2009/12/24	2010/04/29	75.00
69185	UBS AG – HSI R Bear CBBC Apr 2010 B	300,000,000	2009/12/24	2010/04/29	75.00
69186	UBS AG – HSI R Bear CBBC May 2010 A	300,000,000	2009/12/24	2010/05/28	75.00
69181	UBS AG – TCH R Bear CBBC Apr 2010 G	100,000,000	2009/12/24	2010/04/19	25.00
69223	Credit Suisse AG – China Mobile R Bull CBBC Apr 2010 C	100,000,000	2009/12/28	2010/04/26	25.00
69224	Credit Suisse AG – China Mobile R Bull CBBC Jun 2010 B	100,000,000	2009/12/28	2010/06/28	25.00
69231	Credit Suisse AG – A50 China R Bear CBBC Apr 2010 F	100,000,000	2009/12/28	2010/04/26	25.00
69225	Credit Suisse AG – HSBC R Bull CBBC Jun 2010 A	100,000,000	2009/12/28	2010/06/28	29.00
69226	Credit Suisse AG – HSBC R Bull CBBC Jun 2010 B	100,000,000	2009/12/28	2010/06/28	25.00
69218	Credit Suisse AG – HSI R Bull CBBC May 2010 H	210,000,000	2009/12/28	2010/05/28	52.50
69219	Credit Suisse AG – HSI R Bull CBBC Jun 2010 G	200,000,000	2009/12/28	2010/06/29	50.00
69220	Credit Suisse AG – HSI R Bull CBBC Jun 2010 H	200,000,000	2009/12/28	2010/06/29	50.00
69221	Credit Suisse AG – HSI R Bull CBBC Jul 2010 B	200,000,000	2009/12/28	2010/07/29	50.00
69222	Credit Suisse AG – HSI R Bull CBBC Jul 2010 C	210,000,000	2009/12/28	2010/07/29	52.50
69229	Credit Suisse AG – HSI R Bear CBBC Jun 2010 I	200,000,000	2009/12/28	2010/06/29	50.00
69230	Credit Suisse AG – HSI R Bear CBBC Jun 2010 J	200,000,000	2009/12/28	2010/06/29	50.00
69217	Credit Suisse AG – HSI R Bear CBBC Jul 2010 A	190,000,000	2009/12/28	2010/07/29	47.50

Main Board Callable Bull/Bear Contracts

Code	Callable Bull / Bear Contracts	No. of issue (units)	Listing date	Expiry	Amount raised (HK\$ mil.)
69234	Credit Suisse AG – TCH R Bear CBBC Apr 2010 E	100,000,000	2009/12/28	2010/04/26	25.00
69216	Deutsche Bank AG – HSI R Bull CBBC Jun 2010 H	300,000,000	2009/12/28	2010/06/29	75.00
69227	Deutsche Bank AG – HSI R Bear CBBC Mar 2010 H	300,000,000	2009/12/28	2010/03/30	75.00
69247	Deutsche Bank AG – HSI R Bear CBBC Apr 2010 W	300,000,000	2009/12/28	2010/04/29	75.00
69248	Goldman Sachs SP (Asia) – HSI R Bear CBBC May 2010 D	200,000,000	2009/12/28	2010/05/28	50.00
69197	HK Bank – HSI R Bear CBBC Apr 2010 G	80,000,000	2009/12/28	2010/04/29	20.00
69235	KBC Fin Products Int'l Ltd. – HSI R Bear CBBC Mar 2010 C	208,000,000	2009/12/28	2010/03/30	52.00
69188	Macquarie Bank Ltd. – HSI R Bear CBBC Apr 2010 A	300,000,000	2009/12/28	2010/04/29	75.00
69196	CC Rabobank B.A. – HSI R Bear CBBC Jun 2010 G	200,000,000	2009/12/28	2010/06/29	50.00
69195	CC Rabobank B.A. – HSI R Bear CBBC Jun 2010 H	200,000,000	2009/12/28	2010/06/29	50.00
69194	CC Rabobank B.A. – HSI R Bear CBBC Jun 2010 I	200,000,000	2009/12/28	2010/06/29	50.00
69190	CC Rabobank B.A. – HSI R Bear CBBC Jun 2010 J	200,000,000	2009/12/28	2010/06/29	50.00
69189	CC Rabobank B.A. – HSI R Bear CBBC Jun 2010 K	200,000,000	2009/12/28	2010/06/29	50.00
69228	SGA Societe Generale Acceptance N.V. – HSI R Bull CBBC Jun10L	300,000,000	2009/12/28	2010/06/29	75.00
69187	SGA Societe Generale Acceptance N.V. – HSI R Bull CBBC Jun10P	300,000,000	2009/12/28	2010/06/29	75.00
69233	SGA Societe Generale Acceptance N.V. – HSI R Bear CBBC Jun10J	300,000,000	2009/12/28	2010/06/29	75.00
69232	SGA Societe Generale Acceptance N.V. – HSI R Bear CBBC Jun10K	300,000,000	2009/12/28	2010/06/29	75.00
69193	SGA Societe Generale Acceptance N.V. – HSI R Bear CBBC Jun10M	300,000,000	2009/12/28	2010/06/29	75.00
69192	SGA Societe Generale Acceptance N.V. – HSI R Bear CBBC Jun10N	300,000,000	2009/12/28	2010/06/29	75.00
69191	SGA Societe Generale Acceptance N.V. – HSI R Bear CBBC Jun10O	300,000,000	2009/12/28	2010/06/29	75.00
69239	UBS AG – BOCL R Bear CBBC May 2010 A	100,000,000	2009/12/28	2010/05/03	25.00
69202	UBS AG – China Mobile R Bull CBBC Apr 2010 F	200,000,000	2009/12/28	2010/04/26	50.00
69203	UBS AG – China Mobile R Bull CBBC May 2010 A	200,000,000	2009/12/28	2010/05/03	50.00
69242	UBS AG – China Mobile R Bear CBBC May 2010 B	200,000,000	2009/12/28	2010/05/03	50.00
69243	UBS AG – China Mobile R Bear CBBC May 2010 C	200,000,000	2009/12/28	2010/05/03	50.00
69240	UBS AG – CC Bank R Bear CBBC May 2010 A	100,000,000	2009/12/28	2010/05/03	25.00
69198	UBS AG – China Life R Bull CBBC May 2010 E	200,000,000	2009/12/28	2010/05/17	86.00
69199	UBS AG – China Life R Bull CBBC May 2010 F	200,000,000	2009/12/28	2010/05/17	66.00
69200	UBS AG – China Life R Bull CBBC May 2010 G	200,000,000	2009/12/28	2010/05/03	50.00
69201	UBS AG – China Life R Bull CBBC Jun 2010 A	200,000,000	2009/12/28	2010/06/07	106.00
69241	UBS AG – China Life R Bear CBBC May 2010 H	200,000,000	2009/12/28	2010/05/03	99.00
69210	UBS AG – A50 China R Bull CBBC May 2010 A	200,000,000	2009/12/28	2010/05/17	50.00
69211	UBS AG – A50 China R Bull CBBC Jun 2010 A	200,000,000	2009/12/28	2010/06/07	50.00
69204	UBS AG – HKEx R Bull CBBC May 2010 B	200,000,000	2009/12/28	2010/05/17	50.00
69205	UBS AG – HKEx R Bull CBBC May 2010 C	200,000,000	2009/12/28	2010/05/03	50.00
69206	UBS AG – HKEx R Bull CBBC Jun 2010 A	200,000,000	2009/12/28	2010/06/07	56.00
69207	UBS AG – HKEx R Bull CBBC Jun 2010 B	200,000,000	2009/12/28	2010/06/07	50.00
69244	UBS AG – HKEx R Bear CBBC May 2010 D	200,000,000	2009/12/28	2010/05/03	50.00
69245	UBS AG – HKEx R Bear CBBC May 2010 E	200,000,000	2009/12/28	2010/05/17	50.00
69208	UBS AG – HSBC R Bull CBBC Jun 2010 A	200,000,000	2009/12/28	2010/06/07	50.00
69209	UBS AG – HSBC R Bull CBBC Jun 2010 B	200,000,000	2009/12/28	2010/06/07	50.00
69212	UBS AG – HSI R Bull CBBC Mar 2010 P	300,000,000	2009/12/28	2010/03/30	75.00
69213	UBS AG – HSI R Bull CBBC Apr 2010 Y	300,000,000	2009/12/28	2010/04/29	75.00
69214	UBS AG – HSI R Bull CBBC Jun 2010 P	300,000,000	2009/12/28	2010/06/29	75.00
69236	UBS AG – HSI R Bull CBBC Jun 2010 S	300,000,000	2009/12/28	2010/06/29	75.00

Main Board Callable Bull/Bear Contracts

Code	Callable Bull / Bear Contracts	No. of issue (units)	Listing date	Expiry	Amount raised (HK\$ mil.)
69215	UBS AG – HSI R Bull CBBC Jul 2010 H	400,000,000	2009/12/28	2010/07/29	100.00
69237	UBS AG – HSI R Bear CBBC Mar 2010 O	300,000,000	2009/12/28	2010/03/30	75.00
69238	UBS AG – HSI R Bear CBBC Jul 2010 I	300,000,000	2009/12/28	2010/07/29	75.00
69246	UBS AG – Jiangxi Copper R Bear CBBC Jun 2010 B	100,000,000	2009/12/28	2010/06/07	37.00
69274	ABN AMRO Bank N.V. – CC Bank R Bull CBBC May 2010 A	80,000,000	2009/12/29	2010/05/19	20.00
69278	ABN AMRO Bank N.V. – CC Bank R Bear CBBC May 2010 B	80,000,000	2009/12/29	2010/05/19	20.00
69279	ABN AMRO Bank N.V. – CC Bank R Bear CBBC May 2010 C	80,000,000	2009/12/29	2010/05/19	20.00
69254	BOCI Asia Ltd. – HSI R Bear CBBC Apr 2010 A	100,000,000	2009/12/29	2010/04/29	25.00
69266	Credit Suisse AG – China Life R Bull CBBC Jun 2010 A	100,000,000	2009/12/29	2010/06/28	101.00
69285	Credit Suisse AG – China Life R Bear CBBC May 2010 J	100,000,000	2009/12/29	2010/05/24	38.50
69258	Credit Suisse AG – A50 China R Bull CBBC Apr 2010 G	100,000,000	2009/12/29	2010/04/26	25.00
69259	Credit Suisse AG – A50 China R Bull CBBC May 2010 A	100,000,000	2009/12/29	2010/05/31	26.50
69260	Credit Suisse AG – A50 China R Bull CBBC Jun 2010 A	100,000,000	2009/12/29	2010/06/28	47.00
69261	Credit Suisse AG – A50 China R Bear CBBC Apr 2010 H	100,000,000	2009/12/29	2010/04/26	25.00
69262	Credit Suisse AG – A50 China R Bear CBBC May 2010 B	100,000,000	2009/12/29	2010/05/31	25.00
69263	Credit Suisse AG – A50 China R Bear CBBC Jun 2010 B	100,000,000	2009/12/29	2010/06/28	30.00
69264	Credit Suisse AG – HKEx R Bull CBBC May 2010 F	100,000,000	2009/12/29	2010/05/31	25.00
69265	Credit Suisse AG – HKEx R Bull CBBC Jun 2010 A	100,000,000	2009/12/29	2010/06/28	26.50
69268	Credit Suisse AG – HKEx R Bear CBBC May 2010 G	100,000,000	2009/12/29	2010/05/31	25.00
69269	Credit Suisse AG – HKEx R Bear CBBC Jun 2010 B	100,000,000	2009/12/29	2010/06/28	35.00
69267	Credit Suisse AG – HSI R Bull CBBC May 2010 M	210,000,000	2009/12/29	2010/05/28	52.50
69283	Credit Suisse AG – HSI R Bear CBBC May 2010 Q	200,000,000	2009/12/29	2010/05/28	50.00
69284	Credit Suisse AG – HSI R Bear CBBC Jun 2010 K	210,000,000	2009/12/29	2010/06/29	52.50
69275	Deutsche Bank AG – China Life R Bear CBBC May 2010 L	150,000,000	2009/12/29	2010/05/31	79.50
69276	Deutsche Bank AG – China Life R Bear CBBC Jun 2010 A	150,000,000	2009/12/29	2010/06/07	49.50
69280	Deutsche Bank AG – A50 China R Bear CBBC May 2010 B	150,000,000	2009/12/29	2010/05/31	37.50
69277	Deutsche Bank AG – HKEx R Bear CBBC Jun 2010 A	150,000,000	2009/12/29	2010/06/07	37.50
69271	Deutsche Bank AG – HSI R Bull CBBC May 2010 M	300,000,000	2009/12/29	2010/05/28	75.00
69255	Deutsche Bank AG – HSI R Bull CBBC May 2010 N	300,000,000	2009/12/29	2010/05/28	75.00
69282	Deutsche Bank AG – HSI R Bear CBBC Apr 2010 L	300,000,000	2009/12/29	2010/04/29	75.00
69281	Deutsche Bank AG – HSI R Bear CBBC Apr 2010 V	300,000,000	2009/12/29	2010/04/29	75.00
69292	Goldman Sachs SP (Asia) – HSI R Bear CBBC Apr 2010 C	200,000,000	2009/12/29	2010/04/29	50.00
69273	KBC Fin Products Int'l Ltd. – HSI R Bull CBBC Apr 2010 Q	248,000,000	2009/12/29	2010/04/29	62.00
69249	CC Rabobank B.A. – HSI R Bear CBBC Jul 2010 A	200,000,000	2009/12/29	2010/07/29	50.00
69250	CC Rabobank B.A. – HSI R Bear CBBC Jul 2010 B	200,000,000	2009/12/29	2010/07/29	50.00
69251	CC Rabobank B.A. – HSI R Bear CBBC Jul 2010 C	200,000,000	2009/12/29	2010/07/29	50.00
69252	CC Rabobank B.A. – HSI R Bear CBBC Jul 2010 D	200,000,000	2009/12/29	2010/07/29	50.00
69253	CC Rabobank B.A. – HSI R Bear CBBC Jul 2010 E	200,000,000	2009/12/29	2010/07/29	50.00
69270	SGA Societe Generale Acceptance N.V. – HSI R Bear CBBC Jun10I	300,000,000	2009/12/29	2010/06/29	75.00
69256	UBS AG – China Life R Bull CBBC May 2010 I	200,000,000	2009/12/29	2010/05/03	50.00
69286	UBS AG – China Life R Bull CBBC Jun 2010 B	200,000,000	2009/12/29	2010/06/07	90.00
69288	UBS AG – China Life R Bear CBBC May 2010 J	200,000,000	2009/12/29	2010/05/03	52.00
69257	UBS AG – A50 China R Bull CBBC Apr 2010 F	200,000,000	2009/12/29	2010/04/12	50.00
69289	UBS AG – HSCEI R Bear CBBC May 2010 C	200,000,000	2009/12/29	2010/05/28	50.00
69272	UBS AG – HSI R Bull CBBC Jun 2010 O	300,000,000	2009/12/29	2010/06/29	75.00

Main Board Callable Bull/Bear Contracts

Code	Callable Bull / Bear Contracts	No. of issue (units)	Listing date	Expiry	Amount raised (HK\$ mil.)
69287	UBS AG – HSI R Bull CBBC Jul 2010 J	300,000,000	2009/12/29	2010/07/29	75.00
69290	UBS AG – HSI R Bear CBBC Mar 2010 V	300,000,000	2009/12/29	2010/03/30	75.00
69291	UBS AG – HSI R Bear CBBC Jun 2010 M	300,000,000	2009/12/29	2010/06/29	75.00
69294	Credit Suisse AG – HSI R Bull CBBC May 2010 L	200,000,000	2009/12/30	2010/05/28	50.00
69293	Credit Suisse AG – HSI R Bull CBBC May 2010 P	210,000,000	2009/12/30	2010/05/28	52.50
69307	Credit Suisse AG – HSI R Bull CBBC May 2010 U	200,000,000	2009/12/30	2010/05/28	50.00
69295	Credit Suisse AG – HSI R Bull CBBC Jun 2010 L	200,000,000	2009/12/30	2010/06/29	55.00
69296	Credit Suisse AG – HSI R Bull CBBC Jun 2010 M	200,000,000	2009/12/30	2010/06/29	51.00
69297	Credit Suisse AG – HSI R Bull CBBC Jul 2010 D	210,000,000	2009/12/30	2010/07/29	52.50
69298	Credit Suisse AG – HSI R Bull CBBC Jul 2010 E	210,000,000	2009/12/30	2010/07/29	52.50
69299	Credit Suisse AG – HSI R Bear CBBC May 2010 S	210,000,000	2009/12/30	2010/05/28	52.50
69309	Deutsche Bank AG – HSI R Bear CBBC Apr 2010 I	300,000,000	2009/12/30	2010/04/29	75.00
69313	Goldman Sachs SP (Asia) – HSI R Bull CBBC May 2010 C	200,000,000	2009/12/30	2010/05/28	50.00
69300	HK Bank – A50 R Bull CBBC Jun 2010 B	80,000,000	2009/12/30	2010/06/18	20.00
69301	HK Bank – A50 R Bull CBBC Jun 2010 C	80,000,000	2009/12/30	2010/06/18	20.00
69305	HK Bank – A50 R Bear CBBC Jun 2010 D	80,000,000	2009/12/30	2010/06/18	20.00
69302	HK Bank – HSI R Bear CBBC Apr 2010 H	120,000,000	2009/12/30	2010/04/29	30.00
69311	UBS AG – China Mobile R Bear CBBC Apr 2010 G	200,000,000	2009/12/30	2010/04/12	50.00
69310	UBS AG – China Life R Bear CBBC May 2010 K	200,000,000	2009/12/30	2010/05/03	50.00
69308	UBS AG – HSI R Bull CBBC Apr 2010 I	300,000,000	2009/12/30	2010/04/29	75.00
69304	UBS AG – HSI R Bear CBBC Apr 2010 Q	300,000,000	2009/12/30	2010/04/29	75.00
69303	UBS AG – HSI R Bear CBBC Apr 2010 R	300,000,000	2009/12/30	2010/04/29	75.00
69306	UBS AG – HSI R Bear CBBC Jun 2010 L	300,000,000	2009/12/30	2010/06/29	75.00
69312	UBS AG – Petrochina R Bear CBBC May 2010 A	100,000,000	2009/12/30	2010/05/03	25.00
69356	ABN AMRO Bank N.V. – HSI R Bull CBBC Apr 2010 A	250,000,000	2009/12/31	2010/04/29	97.50
69357	ABN AMRO Bank N.V. – HSI R Bull CBBC Apr 2010 B	250,000,000	2009/12/31	2010/04/29	67.25
69358	ABN AMRO Bank N.V. – HSI R Bull CBBC Apr 2010 C	250,000,000	2009/12/31	2010/04/29	77.75
69359	ABN AMRO Bank N.V. – HSI R Bull CBBC Apr 2010 D	250,000,000	2009/12/31	2010/04/29	62.50
69360	ABN AMRO Bank N.V. – HSI R Bull CBBC Apr 2010 E	250,000,000	2009/12/31	2010/04/29	62.50
69361	ABN AMRO Bank N.V. – HSI R Bull CBBC Apr 2010 F	250,000,000	2009/12/31	2010/04/29	62.50
69362	ABN AMRO Bank N.V. – HSI R Bull CBBC Jun 2010 A	250,000,000	2009/12/31	2010/06/29	118.00
69363	ABN AMRO Bank N.V. – HSI R Bull CBBC Jun 2010 B	250,000,000	2009/12/31	2010/06/29	110.25
69364	ABN AMRO Bank N.V. – HSI R Bull CBBC Jun 2010 C	250,000,000	2009/12/31	2010/06/29	72.00
69365	ABN AMRO Bank N.V. – HSI R Bull CBBC Jun 2010 D	250,000,000	2009/12/31	2010/06/29	64.50
69366	ABN AMRO Bank N.V. – HSI R Bull CBBC Jun 2010 E	250,000,000	2009/12/31	2010/06/29	62.50
69367	ABN AMRO Bank N.V. – HSI R Bull CBBC Jun 2010 F	250,000,000	2009/12/31	2010/06/29	62.50
69368	ABN AMRO Bank N.V. – HSI R Bull CBBC Jun 2010 G	250,000,000	2009/12/31	2010/06/29	62.50
69369	ABN AMRO Bank N.V. – HSI R Bull CBBC Jun 2010 H	250,000,000	2009/12/31	2010/06/29	62.50
69370	ABN AMRO Bank N.V. – HSI R Bear CBBC Apr 2010 G	250,000,000	2009/12/31	2010/04/29	62.50
69371	ABN AMRO Bank N.V. – HSI R Bear CBBC Apr 2010 H	250,000,000	2009/12/31	2010/04/29	62.50
69372	ABN AMRO Bank N.V. – HSI R Bear CBBC Apr 2010 I	250,000,000	2009/12/31	2010/04/29	62.50
69373	ABN AMRO Bank N.V. – HSI R Bear CBBC Apr 2010 J	250,000,000	2009/12/31	2010/04/29	71.00
69374	ABN AMRO Bank N.V. – HSI R Bear CBBC Jun 2010 I	250,000,000	2009/12/31	2010/06/29	62.50
69375	ABN AMRO Bank N.V. – HSI R Bear CBBC Jun 2010 J	250,000,000	2009/12/31	2010/06/29	62.50
69376	ABN AMRO Bank N.V. – HSI R Bear CBBC Jun 2010 K	250,000,000	2009/12/31	2010/06/29	62.50

Main Board Callable Bull/Bear Contracts

Code	Callable Bull / Bear Contracts	No. of issue (units)	Listing date	Expiry	Amount raised (HK\$ mil.)
69377	ABN AMRO Bank N.V. – HSI R Bear CBBC Jun 2010 L	250,000,000	2009/12/31	2010/06/29	62.50
69378	ABN AMRO Bank N.V. – HSI R Bear CBBC Jun 2010 M	250,000,000	2009/12/31	2010/06/29	62.50
69379	ABN AMRO Bank N.V. – HSI R Bear CBBC Jun 2010 N	250,000,000	2009/12/31	2010/06/29	97.50
69380	ABN AMRO Bank N.V. – HSI R Bear CBBC Jun 2010 O	250,000,000	2009/12/31	2010/06/29	62.50
69381	ABN AMRO Bank N.V. – HSI R Bear CBBC Jun 2010 P	250,000,000	2009/12/31	2010/06/29	89.75
69327	Credit Suisse AG – HSI R Bear CBBC May 2010 O	210,000,000	2009/12/31	2010/05/28	52.50
69355	Deutsche Bank AG – HSI R Bull CBBC Jun 2010 I	300,000,000	2009/12/31	2010/06/29	75.00
69324	KBC Fin Products Int'l Ltd. – A50 China R Bull CBBC Apr 10A	188,000,000	2009/12/31	2010/04/15	47.00
69325	KBC Fin Products Int'l Ltd. – A50 China R Bull CBBC May 10A	188,000,000	2009/12/31	2010/05/03	47.00
69328	KBC Fin Products Int'l Ltd. – A50 China R Bear CBBC Apr 10B	188,000,000	2009/12/31	2010/04/01	48.88
69326	KBC Fin Products Int'l Ltd. – HKEx R Bear CBBC Jun 2010 A	180,000,000	2009/12/31	2010/06/01	48.60
69314	SGA Societe Generale Acceptance N.V. – CCHC R Bull CBBC Jul10A	100,000,000	2009/12/31	2010/07/14	25.00
69322	SGA Societe Generale Acceptance N.V. – CCHC R Bear CBBC Jul10B	100,000,000	2009/12/31	2010/07/14	25.00
69323	SGA Societe Generale Acceptance N.V. – A50 R Bear CBBC May10E	150,000,000	2009/12/31	2010/05/26	37.50
69315	SGA Societe Generale Acceptance N.V. – HSI R Bull CBBC Jun10R	300,000,000	2009/12/31	2010/06/29	75.00
69316	SGA Societe Generale Acceptance N.V. – HSI R Bull CBBC Jul10A	300,000,000	2009/12/31	2010/07/29	75.00
69317	SGA Societe Generale Acceptance N.V. – HSI R Bull CBBC Jul10B	300,000,000	2009/12/31	2010/07/29	87.00
69318	SGA Societe Generale Acceptance N.V. – HSI R Bull CBBC Jul10C	300,000,000	2009/12/31	2010/07/29	100.50
69319	SGA Societe Generale Acceptance N.V. – HSI R Bull CBBC Jul10D	300,000,000	2009/12/31	2010/07/29	75.00
69320	SGA Societe Generale Acceptance N.V. – HSI R Bull CBBC Jul10E	300,000,000	2009/12/31	2010/07/29	78.00
69321	SGA Societe Generale Acceptance N.V. – HSI R Bull CBBC Jul10F	300,000,000	2009/12/31	2010/07/29	88.50
69329	UBS AG – BOCL R Bull CBBC Jun 2010 A	100,000,000	2009/12/31	2010/06/28	25.00
69330	UBS AG – BOCL R Bull CBBC Jul 2010 A	100,000,000	2009/12/31	2010/07/05	25.00
69333	UBS AG – CC Bank R Bull CBBC May 2010 B	100,000,000	2009/12/31	2010/05/03	25.00
69334	UBS AG – CC Bank R Bull CBBC May 2010 C	100,000,000	2009/12/31	2010/05/03	25.00
69331	UBS AG – Cheung Kong R Bull CBBC Jun 2010 A	100,000,000	2009/12/31	2010/06/14	25.00
69332	UBS AG – Cheung Kong R Bull CBBC Jun 2010 B	100,000,000	2009/12/31	2010/06/07	25.00
69346	UBS AG – Cheung Kong R Bear CBBC Jun 2010 C	100,000,000	2009/12/31	2010/06/07	25.00
69335	UBS AG – CM Bank R Bull CBBC Jun 2010 A	100,000,000	2009/12/31	2010/06/21	39.50
69347	UBS AG – CM Bank R Bear CBBC Jun 2010 B	100,000,000	2009/12/31	2010/06/21	51.00
69337	UBS AG – CNOOC R Bull CBBC Jun 2010 A	100,000,000	2009/12/31	2010/06/07	25.00
69336	UBS AG – Sinopec Corp R Bull CBBC Jul 2010 A	100,000,000	2009/12/31	2010/07/05	25.00
69348	UBS AG – Sinopec Corp R Bear CBBC Jul 2010 B	100,000,000	2009/12/31	2010/07/05	25.00
69338	UBS AG – HKEx R Bull CBBC May 2010 F	200,000,000	2009/12/31	2010/05/03	50.00
69353	UBS AG – HSI R Bear CBBC May 2010 J	300,000,000	2009/12/31	2010/05/28	75.00
69354	UBS AG – HSI R Bear CBBC Jul 2010 K	400,000,000	2009/12/31	2010/07/29	100.00
69339	UBS AG – Hutchison R Bull CBBC Jun 2010 A	100,000,000	2009/12/31	2010/06/07	25.00
69349	UBS AG – Hutchison R Bear CBBC Jun 2010 B	100,000,000	2009/12/31	2010/06/07	25.00
69340	UBS AG – ICBC R Bull CBBC Jun 2010 A	100,000,000	2009/12/31	2010/06/21	25.00
69341	UBS AG – ICBC R Bull CBBC Jun 2010 B	100,000,000	2009/12/31	2010/06/14	25.00
69350	UBS AG – ICBC R Bear CBBC Jun 2010 C	100,000,000	2009/12/31	2010/06/21	25.00
69342	UBS AG – Petrochina R Bull CBBC Jun 2010 A	100,000,000	2009/12/31	2010/06/21	25.00
69343	UBS AG – SHK Ppt R Bull CBBC Jun 2010 A	100,000,000	2009/12/31	2010/06/14	25.50
69344	UBS AG – SHK Ppt R Bull CBBC Jun 2010 B	100,000,000	2009/12/31	2010/06/21	25.00
69345	UBS AG – SHK Ppt R Bull CBBC Jun 2010 C	100,000,000	2009/12/31	2010/06/07	25.00

Main Board Callable Bull/Bear Contracts

Code	Callable Bull / Bear Contracts	No. of issue (units)	Listing date	Expiry	Amount raised (HK\$ mil.)
69351	UBS AG – SHK Ppt R Bear CBBC Jun 2010 D	100,000,000	2009/12/31	2010/06/14	25.00
69352	UBS AG – SHK Ppt R Bear CBBC Jun 2010 E	100,000,000	2009/12/31	2010/06/21	27.00
Total					115,888.51

ELI/Trading Only Stocks Trading Statistics

Equity Linked Instrument Trading Statistics

		No. of issues	Turnover value (HK\$ mil.)
2008	Q4	–	–
2009	Q1	–	–
	Q2	–	–
	Q3	–	–
	Q4	–	–

NASDAQ Stocks

		No. of issues	Turnover value (HK\$ mil.)
2008	Q4	7	0.17
2009	Q1	7	0.42
	Q2	7	0.45
	Q3	7	0.90
	Q4	7	0.30

iShares

		No. of issues	Turnover value (HK\$ mil.)
2008	Q4	2	0.00
2009	Q1	2	0.00
	Q2	2	0.00
	Q3	2	0.00
	Q4	2	0.00

GEM Equities

Equity Turnover – GEM

		Share (Mil. shs)	Value (HK\$ mil.)	No. of deals
2008	Q4	19,999.04	4,070.24	147,424
2009	Q1	23,051.11	4,192.12	153,505
	Q2	116,455.92	19,561.73	605,615
	Q3	84,235.17	26,394.60	677,639
	Q4	72,473.65	25,613.02	669,404

Equity Trading Statistics – GEM

		No. of trading days	Average daily turnover (HK\$ mil.)	Average value per deal
2008	Q4	62	65.65	27,609
2009	Q1	60	69.87	27,309
	Q2	61	320.68	32,301
	Q3	65	406.07	38,951
	Q4	63	406.56	38,262

20 Most Advanced GEM Stocks

for 4th quarter 2009

Rank	Code	Stock	Closing price		% up
			End of Dec 2009	End of Sep 2009	
1	08078	EEG	3.260	0.710	359.15
2	08096	THINSOFT	0.700	0.160 A	337.50
3	08137	HONBRIDGE	2.040	0.700	191.43
4	08061	ACROSSASIA	0.230	0.080	187.50
5	08103	TAI SHING	0.800	0.295	171.19
6	08019	EVERPRIDE PHAR	0.230	0.098	134.69
7	08026	PROSTEN TECH	0.680	0.330	106.06
8	08331	ZHEJIANG SHIBAO	2.320	1.130	105.31
9	08092	ITE HOLDINGS	0.121	0.063	92.06
10	08221	LEE'S PHARM	1.680	0.900	86.67
11	08102	SHANGHAI FUDAN	1.600	0.870	83.91
12	08230	DONGJIANG ENV	4.200	2.330	80.26
13	08043	ERA HOLD GLOBAL	0.450	0.250	80.00
14	08213	ARMITAGE TECH	0.143	0.080	78.75
15	08155	SOUTHCHINA LAND	0.280	0.162	72.84
16	08249	YIDONG ELEC	0.186	0.113	64.60
17	08058	LUOXIN PHARMA	6.240	3.800	64.21
18	08035	BINHAI INV	0.840	0.530	58.49
19	08175	CHI DIGITAL LIC	0.206	0.130	58.46
20	08158	CHINA BIO-MED	0.390	0.250	56.00

A Adjusted

GEM Equities

20 Most Declined GEM Stocks

for 4th quarter 2009

Rank	Code	Stock	Closing price		% down
			End of Dec 2009	End of Sep 2009	
1	08130	XINGLIN MEDICAL	0.076	0.280	-72.86
2	08150	SEAMLESS GREEN	0.041	0.080	-48.75
3	08270	CHINA LEASON	0.195	0.345	-43.48
4	08239	MING KEI HOLD	1.840	3.250 A	-43.38
5	08005	YUXING INFOTECH	0.305	0.475	-35.79
6	08279	AGTECH HOLDINGS	0.248	0.385	-35.58
7	08206	CHINA CYBERPORT	0.740	1.120	-33.93
8	08250	CORE HEALTHCARE	0.110	0.164	-32.93
9	08202	INNO-TECH HOLD	0.225	0.335 A	-32.84
10	08116	GLOBAL RES DEV	0.212	0.315	-32.70
11	08017	LONG SUCCESS	0.140	0.208	-32.69
12	08325	ORIENTAL CITY	0.365	0.540	-32.41
13	08076	SING LEE	0.192	0.280	-31.43
14	08182	ENVIRO ENERGY	0.520	0.730	-28.77
15	08296	SINO-LIFE GROUP	1.390	1.930	-27.98
16	08173	PAN ASIA MINING	0.067	0.092	-27.17
17	08085	ZMAY HOLDINGS	0.210	0.285	-26.32
18	08172	CHINA STAR FILM	0.063	0.085	-25.88
19	08080	NAS HOLDINGS	0.600	0.800	-25.00
20	08016	CHINA DATACAST	1.080	1.440	-25.00

A Adjusted

GEM Equities

20 Most Active GEM Stocks by Value

for 4th quarter 2009

Rank	Code	Stock	Turnover (HK\$ mil.)	% of total
1	08035	BINHAI INV	2,008.63	7.84
2	08199	WEIGAO GROUP	1,744.36	6.81
3	08203	KAISUN ENERGY	1,730.93	6.76
4	08351	ETERNITE INT'L	1,507.34	5.89
5	08277	WUMART	1,414.08	5.52
6	08137	HONBRIDGE	1,212.74	4.73
7	08248	PERCEPTIONDIGIT	831.39	3.25
8	08130	XINGLIN MEDICAL	759.96	2.97
9	08136	RICHFIELD GROUP	742.70	2.90
10	08296	SINO-LIFE GROUP	715.00	2.79
11	08158	CHINA BIO-MED	687.46	2.68
12	08116	GLOBAL RES DEV	609.69	2.38
13	08111	SOLUTECK	557.09	2.18
14	08046	HENG XIN CHINA	501.21	1.96
15	08306	CH NONFERROUS	447.17	1.75
16	08272	BYFORD INT'L	390.98	1.53
17	08173	PAN ASIA MINING	338.49	1.32
18	08153	CCCTV GROUP	330.95	1.29
19	08156	CHINA VANGUARD	315.01	1.23
20	08161	CHINALOTSYNERGY	294.71	1.15
Total			17,139.90	66.92

GEM Equities

20 Most Active GEM Stock by Shares

for 4th quarter 2009

Rank	Code	Stock	Turnover (Mil. shs)	% of total
1	08130	XINGLIN MEDICAL	7,198.55	9.93
2	08173	PAN ASIA MINING	3,961.20	5.47
3	08150	SEAMLESS GREEN	3,891.66	5.37
4	08055	CHI E-LEARN-NEW	3,869.41	5.34
5	08200	SAU SAN TONG	3,034.79	4.19
6	08035	BINHAI INV	2,787.98	3.85
7	08116	GLOBAL RES DEV	2,450.24	3.38
8	08129	CH BIO CASSAVA	2,312.29	3.19
9	08351	ETERNITE INT'L	2,192.18	3.02
10	08306	CH NONFERROUS	1,866.84	2.58
11	08158	CHINA BIO-MED	1,667.84	2.30
12	08299	GRAND T G GOLD	1,562.24	2.16
13	08128	C G SOURCE ENGY	1,559.79	2.15
14	08239	MING KEI HOLD	1,520.23	2.10
15	08203	KAISUN ENERGY	1,479.49	2.04
16	08136	RICHFIELD GROUP	1,419.36	1.96
17	08220	EMCOM INT'L	1,278.94	1.76
18	08017	LONG SUCCESS	1,276.81	1.76
19	08167	BIG MEDIA	1,226.48	1.69
20	08079	B.A.L. HOLD	937.84	1.29
Total			47,494.15	65.53

GEM Equities

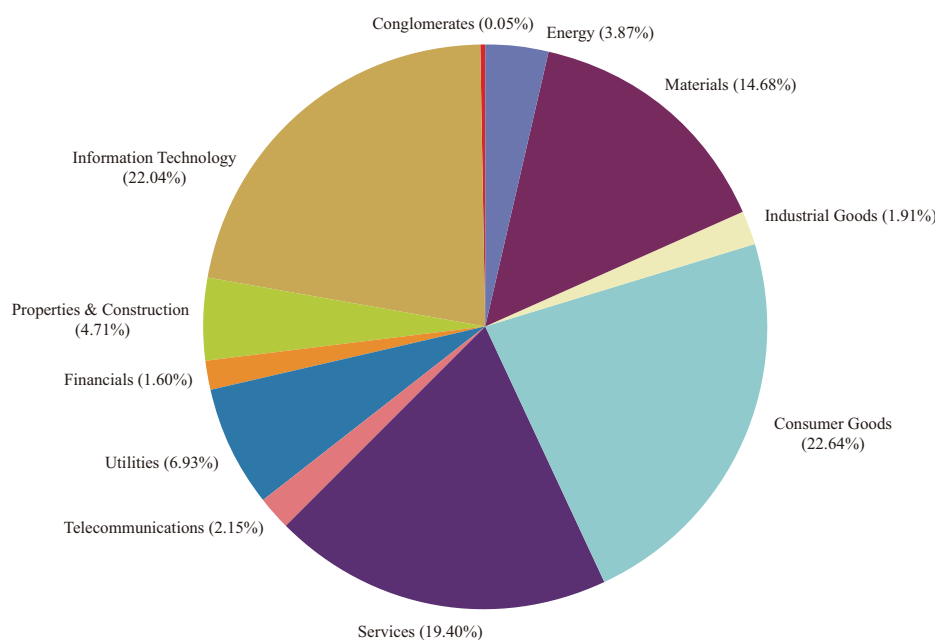
Market Capitalisation of Listed Companies for GEM

as at the quarter end

		HK\$ mil.
2008	Q4	45,164.18
2009	Q1	46,972.81
	Q2	73,004.28
	Q3	86,891.48
	Q4	105,036.43

Market Capitalisation by Hang Seng Industry Classification System* – GEM

Quarter-end figures



* Hang Seng Industry Classification System (HSICS) is provided by Hang Seng Indexes Company Limited.

GEM Equities

50 Leading Companies by Market Capitalisation – GEM

as at the 4th quarter end 2009

Rank	Company	Market capitalisation (HK\$ mil.)	% of market total
1	08137 Honbridge Holdings Ltd.	11,245.95	10.71
2	08199 Shandong Weigao Group Medical Polymer Co. Ltd. – H Shares	11,088.34	10.56
3	08277 Wumart Stores, Inc. – H Shares	6,220.66	5.92
4	08035 Binhai Investment Co. Ltd.	5,033.96	4.79
5	08155 South China Land Ltd.	3,129.05	2.98
6	08161 China LotSynergy Holdings Ltd.	2,516.74	2.40
7	08116 Global Resources Development (Holding) Ltd.	2,155.71	2.05
8	08008 Sunevision Holdings Ltd.	1,828.34	1.74
9	08203 Kaisun Energy Group Ltd.	1,805.11	1.72
10	08096 ThinSoft (Holdings) Inc.	1,754.39	1.67
11	08118 International Entertainment Corporation	1,650.82	1.57
12	08070 Zhongyu Gas Holdings Ltd.	1,494.73	1.42
13	08158 China Bio-Med Regeneration Technology Ltd.	1,472.98	1.40
14	08052 Convenience Retail Asia Ltd.	1,459.83	1.39
15	08156 China Vanguard Group Ltd.	1,381.11	1.31
16	08136 Richfield Group Holdings Ltd.	1,361.75	1.30
17	08272 Byford International Ltd.	1,321.10	1.26
18	08163 CCT Resources Holdings Ltd.	1,302.25	1.24
19	08167 Big Media Group Ltd.	1,260.59	1.20
20	08069 Tong Ren Tang Technologies Co. Ltd. – H Shares	1,220.73	1.16
21	08182 Enviro Energy International Holdings Ltd.	1,215.95	1.16
22	08061 AcrossAsia Ltd.	1,164.86	1.11
23	08192 UURG Corporation Ltd.	1,030.08	0.98
24	08058 Shandong Luoxin Pharmacy Stock Co. Ltd. – H Shares	1,026.85	0.98
25	08153 China Chief Cable TV Group Ltd.	980.66	0.93
26	08279 AGTech Holdings Ltd.	888.30	0.85
27	08046 Heng Xin China Holdings Ltd.	873.86	0.83
28	08296 Sino-Life Group Ltd.	865.28	0.82
29	08078 Emperor Entertainment Group Ltd.	847.60	0.81
30	08306 China Nonferrous Metals Co. Ltd.	780.67	0.74
31	08221 Lee's Pharmaceutical Holdings Ltd.	755.64	0.72
32	08290 Tianjin Tianlian Public Utilities Co., Ltd. – H Shares	755.09	0.72
33	08230 Shenzhen Dongjiang Environmental Co. Ltd. – H Shares	747.18	0.71
34	08066 Cardlink Technology Group Ltd.	733.65	0.70
35	08029 Sun International Group Ltd.	723.94	0.69
36	08025 Asian Capital Resources (Holdings) Ltd.	712.93	0.68
37	08009 iMerchants Ltd.	693.69	0.66
38	08299 Grand T G Gold Holdings Ltd.	685.38	0.65
39	08259 Yantai North Andre Juice Co. Ltd. – H Shares	660.07	0.63
40	08178 China Information Technology Development Ltd.	655.99	0.62
41	08129 China Bio Cassava Holdings Ltd.	623.45	0.59
42	08285 EVOC Intelligent Technology Co. Ltd. – H Shares	616.70	0.59
43	08206 China Cyber Port (International) Co. Ltd.	593.69	0.57
44	08130 Xing Lin Medical Information Technology Co. Ltd.	556.67	0.53
45	08287 Nanjing Sample Technology Co. Ltd. – H Shares	531.52	0.51
46	08111 Soluteck Holdings Ltd.	516.60	0.49
47	08212 Aptus Holdings Ltd.	515.92	0.49
48	08123 First China Financial Network Holdings Ltd.	502.20	0.48
49	08128 China Ground Source Energy Ltd.	499.73	0.48
50	08005 Yuxing InfoTech Holdings Ltd.	497.19	0.47
Total		82,955.47	78.98
Market Total		105,036.43	100.00

GEM Equities

New Listing Statistics – equities for GEM

		No. of newly listed companies	Funds raised (HK\$ mil.)
2008	Q4	–	–
2009	Q1	–	–
	Q2	–	–
	Q3	2	158.70
	Q4	3	197.50

Newly Listed Companies for GEM

for 4th quarter 2009

Code	Company name	Listing date	No. of issued shares	Funds raised (HK\$ mil.)
08351	Eternite International Co. Ltd.	2009/10/07	480,000,000	40.00
08305	Jiangchen International Holdings Ltd.	2009/10/08	370,000,000	33.30
08248	Perception Digital Holdings Ltd.	2009/12/16	622,500,000	124.20
Total				197.50

Withdrawal of listed Companies – GEM

for 4th quarter 2009

Code	Company name	Last trading date	Delisted date
08262	A – S China Plumbing Products Ltd.	2009/11/09	2009/12/15

Company Name Changes for GEM

for 4th quarter 2009

Code	Old name	New name	Effective date	Adoption date
08172	Golife Concepts Holdings Ltd.	China Star Film Group Ltd.	2009/09/10	2009/10/23
08173	Intelli-Media Group (Holdings) Ltd.	Pan Asia Mining Ltd.	2009/09/04	2009/10/28
08130	Brilliant Arts Multi-Media Holding Ltd.	Xing Lin Medical Information Technology Co. Ltd.	2009/11/09	2009/11/25
08166	Linefan Technology Holdings Ltd.	China Eco-Farming Ltd.	2009/10/13	2009/11/27
08239	Ming Kei Energy Holdings Ltd.	Ming Kei Holdings Ltd.	2009/10/29	2009/11/27
08123	First China Financial Holdings Ltd.	First China Financial Network Holdings Ltd.	2009/11/24	2009/12/29

GEM Equities

Bonus Issues / Bonus Warrants for GEM

for 4th quarter 2009

Code	Company	Particulars	Ex-date
08079	B.A.L. Holdings Ltd.	4 for 1	2009/10/28

Share Split / Consolidation for GEM

for 4th quarter 2009

Code	Company	Particulars	Effective date
08166	China Eco-Farming Ltd.	Split 1 into 10	2009/10/13
08009	iMerchants Ltd.	Split 1 into 5	2009/11/02
08096	ThinSoft (Holdings) Inc.	Split 1 into 5	2009/11/05
08051	TeleEye Holdings Ltd.	Consolidation 20 into 1	2009/11/09
08202	Inno-Tech Holdings Ltd.	Consolidation 5 into 1	2009/11/12
08317	Finet Group Ltd.	Consolidation 5 into 1	2009/11/30
08081	Computech Holdings Ltd.	Split 1 into 5	2009/12/04
08055	China E-Learning Group Ltd.	Consolidation 5 into 1	2009/12/17
08239	Ming Kei Holdings Ltd.	Consolidation 50 into 1	2009/12/21

Rights Issues & Open Offers for GEM

for 4th quarter 2009

Month	Code	Company	Ratio	Funds raised (HK\$ mil.)
Nov	08253	Sanmenxia Tianyuan Aluminum Co. Ltd. – H Shares	Rts 12 for 5 @\$0.12	100.81
	08317	Finet Group Ltd.	Open offer 1 for 1 @\$0.07	62.96
Total				163.77

GEM Equities

Placing*

Month	Code	Company	No. of new shares placed	Placing price (HK\$)	Funds raised (HK\$ mil.)
2009					
Oct	08175	CHI DIGITAL LIC	273,000,000	0.105	28.67
	08220	EMCOM INT'L	150,000,000	0.100	15.00
	08299	GRAND T G GOLD	72,000,000	0.070	5.04
	08075	ROJAM	380,000,000	0.100	38.00
Nov	08158	CHINA BIO-MED	496,000,000	0.260	128.96
	08166	CHINA ECO-FARM	140,000,000	0.070	9.80
	08250	CORE HEALTHCARE	185,000,000	0.130	24.05
	08019	EVERPRIDE PHAR	144,000,000	0.159	22.90
	08256	NETEL	10,000,000	0.278	2.78
	08228	VERTEX GROUP	123,000,000	0.108	13.28
	08021	WLS HOLDINGS	35,000,000	0.200	7.00
Dec	08212	APTUS HOLDINGS	160,000,000	0.250	40.00
	08212	APTUS HOLDINGS	122,160,000	0.317	38.75
	08176	BLU SPA	49,800,000	0.800	39.84
	08270	CHINA LEASON	124,120,000	0.138	17.13
	08299	GRAND T G GOLD	355,003,200	0.125	44.38
	08017	LONG SUCCESS	224,000,000	0.200	44.80
	08130	XINGLIN MEDICAL	5,000,000,000	0.100	500.00
Total					1,020.37

* Due to the reporting time-lag, placing figures for the quarter are provisional.

** Supplementary information update for previous quarters.

GEM Warrants

Warrant Trading and Market Value Statistics – GEM

		Number	Turnover value (HK\$ mil.)	Market value (HK\$ mil.)
2008	Q4	3	0.06	10.34
2009	Q1	1	0.26	1.49
	Q2	1	–	1.94
	Q3	1	0.04	5.97
	Q4	1	0.04	1.49

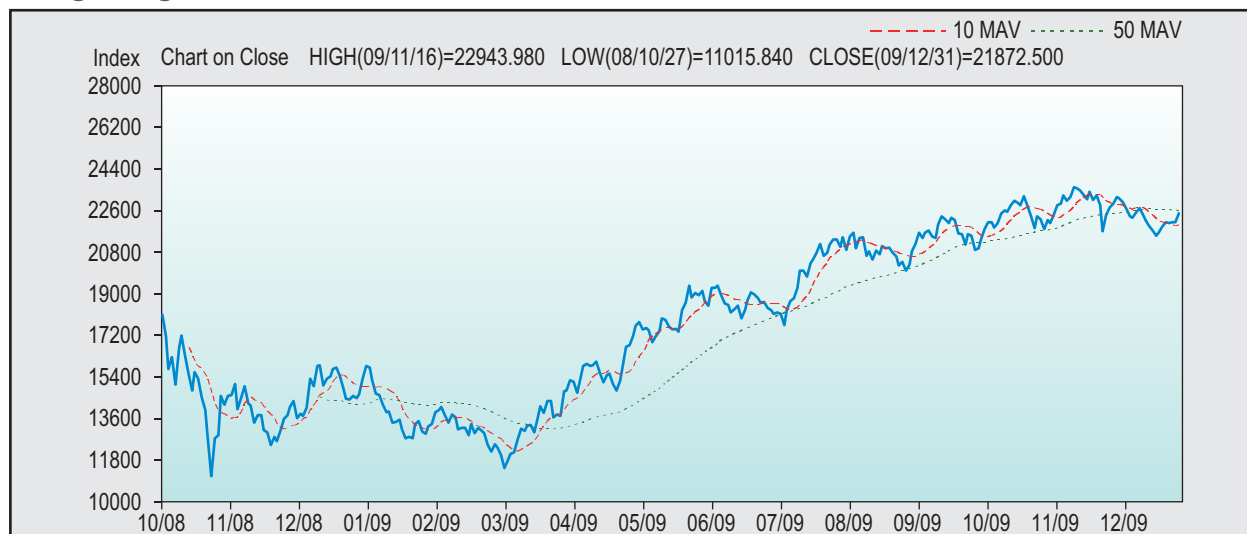
Newly Listed Equity GEM Warrants

for 4th quarter 2009

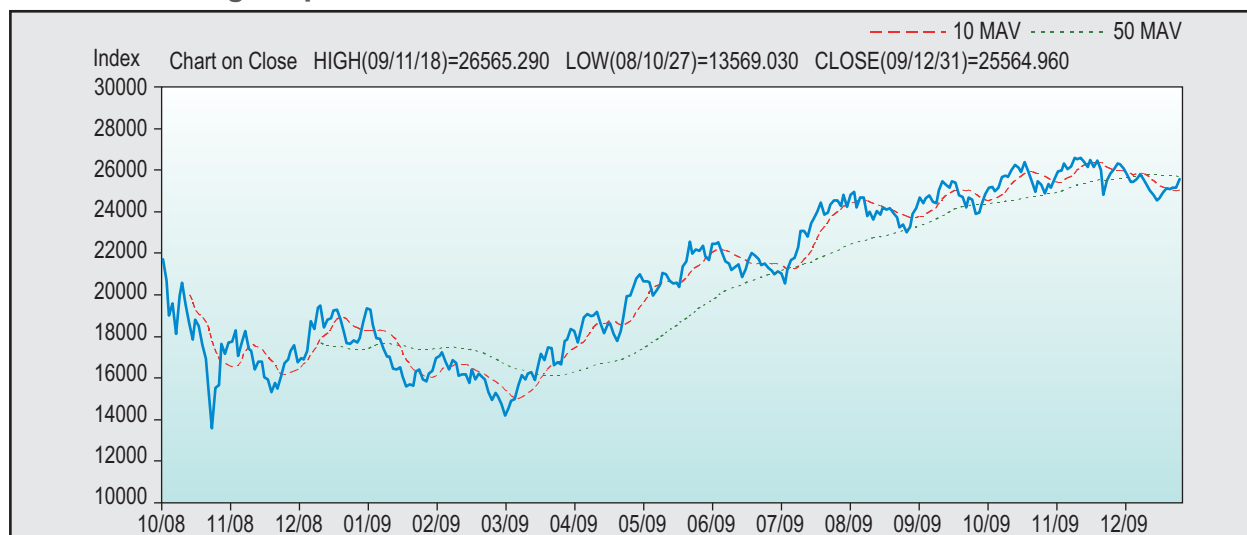
Code	Equity warrants	Initial issued amount (HK)	Listing date	Expiry	Amount raised (HK\$ mil.)
Nil					–
Total					–

Stock Market Indices

Hang Seng Index



S&P/HKEx LargeCap Index



S&P/HKEx GEM Index



Stock Market Indices

Hong Kong Stock Market Indices

Index	End of Dec 2009 Close	End of Sep 2009 Close	Change %
S&P/HKEx LargeCap Index	25564.96	24558.47	+ 4.10%
S&P/HKEx GEM Index	677.01	639.23	+ 5.91%
HANG SENG INDEX	21872.50	20955.25	+ 4.38%
SECTORIAL INDICES			
Finance	34170.84	32733.89	+ 4.39%
Utilities	37585.16	38432.88	- 2.21%
Properties	28147.43	27140.17	+ 3.71%
Commerce & Industry	11452.85	10858.90	+ 5.47%
HANG SENG COMPOSITE INDEX	3052.01	2873.03	+ 6.23%
HANG SENG CHINA-AFFILIATED CORPORATIONS INDEX	4059.89	3893.75	+ 4.27%
HANG SENG CHINA ENTERPRISES INDEX	12794.13	11858.15	+ 7.89%

Stock Market Indices

WORLD INDICES

Index	End of Dec 2009 Close	End of Sep 2009 Close	Change %
HONG KONG			
S&P/HKEx LargeCap Index	25564.96	24558.47	+ 4.10%
Hang Seng Index	21872.50	20955.25	+ 4.38%
AUSTRALIA			
All Ordinaries Index	4882.72	4739.30	+ 3.03%
JAKARTA			
Composite Index	2534.36	2467.59	+ 2.71%
JAPAN			
Nikkei (225)	10546.44	10133.23	+ 4.08%
KOREA			
Composite Index	1682.77	1673.14	+ 0.58%
KUALA LUMPUR			
Composite Index	1272.78	1202.08	+ 5.88%
MANILA			
Composite Index	3052.68	2800.82	+ 8.99%
NEW ZEALAND			
NZSE (50)	3230.15	3161.06	+ 2.19%
SHANGHAI			
A Shares Index	3437.46	2916.73	+ 17.85%
B Shares Index	252.41	193.50	+ 30.44%
SHENZHEN			
A Shares Index	1261.26	996.26	+ 26.60%
B Shares Index	625.95	502.80	+ 24.49%
SINGAPORE			
FTSE Straits Times Index	2897.62	2672.57	+ 8.42%
TAIWAN			
Taipei Weighted Stock Index	8188.11	7509.17	+ 9.04%
THAILAND			
SET Index	734.54	717.07	+ 2.44%
NEW YORK			
DJIA	10428.05	9712.28	+ 7.37%
Nasdaq Composite Index	2269.15	2122.42	+ 6.91%
TORONTO			
S&P/TSX Composite Index	11746.11	11394.96	+ 3.08%
GERMANY			
DAX Capital Value Index	3604.02	3433.26	+ 4.97%
LONDON			
FTSE (100)	5412.90	5133.90	+ 5.43%

Derivatives Market – Futures and Options

Contract Volume by Derivatives Products

Derivatives product	Contracts	
	4th Quarter 2009	4th Quarter 2008
Hang Seng Index Futures	4,675,012	5,710,013
Hang Seng Index Options	1,618,224	944,013
Mini-Hang Seng Index Futures	2,117,954	2,406,984
Mini-Hang Seng Index Options	83,209	49,079
H-shares Index Futures	2,655,350	4,132,247
H-shares Index Options	638,430	510,938
Mini H-shares Index Futures ¹	206,009	163,385
Hang Seng China H-Financials Index Futures ²	–	–
FTSE/Xinhua China 25 Index Futures ³	–	4
FTSE/Xinhua China 25 Index Options ⁴	–	–
Stock Futures	53,070	91,683
Stock Options	11,611,195	12,369,694
Three-month HIBOR Futures	246	4,963
One-month HIBOR Futures	–	123
Three-year Exchange Fund Note Futures	–	–
Gold Futures ⁵	2,503	3,075
Total	23,661,202	26,386,201

¹ Trading in Mini H-shares Index Futures commenced on 31 March 2008.

² Trading in Hang Seng China H-Financials Index Futures suspended with effect from 24 Dec 2008

³ Trading in FTSE/Xinhua China 25 Index Futures suspended with effect from 31 Dec 2008

⁴ Trading in FTSE/Xinhua China 25 Index Options suspended with effect from 24 Dec 2008

⁵ Trading in Gold Futures commenced on 20 October 2008.

Open Interest by Derivatives Products

Derivatives product	Contracts	
	4th Quarter 2009	4th Quarter 2008
Hang Seng Index Futures	68,456	73,034
Hang Seng Index Options	175,720	75,829
Mini-Hang Seng Index Futures	4,447	2,945
Mini-Hang Seng Index Options	3,551	1,796
H-shares Index Futures	74,324	96,120
H-shares Index Options	124,030	59,592
Mini H-shares Index Futures ¹	741	345
Hang Seng China H-Financials Index Futures ²	–	–
FTSE/Xinhua China 25 Index Futures ³	–	–
FTSE/Xinhua China 25 Index Options ⁴	–	–
Stock Futures	4,407	9,449
Stock Options	3,848,117	3,984,346
Three-month HIBOR Futures	103	2,435
One-month HIBOR Futures	–	91
Three-year Exchange Fund Note Futures	–	–
Gold Futures ⁵	119	132
Total	4,304,015	4,306,114

¹ Trading in Mini H-shares Index Futures commenced on 31 March 2008.

² Trading in Hang Seng China H-Financials Index Futures suspended with effect from 24 Dec 2008

³ Trading in FTSE/Xinhua China 25 Index Futures suspended with effect from 31 Dec 2008

⁴ Trading in FTSE/Xinhua China 25 Index Options suspended with effect from 24 Dec 2008

⁵ Trading in Gold Futures commenced on 20 October 2008.

Derivatives Market – Futures and Options

Hang Seng Index Futures – Contract Volume and Open Interest (contracts)

		Total contract volume	Quarter-end open interest
2008	Q4	5,710,013	73,034
2009	Q1	4,805,616	80,785
	Q2	5,816,700	79,772
	Q3	5,430,706	83,150
	Q4	4,675,012	68,456

Mini Hang Seng Index Futures – Contract Volume and Open Interest (contracts)

		Total contract volume	Quarter-end open interest
2008	Q4	2,406,984	2,945
2009	Q1	1,927,153	4,303
	Q2	2,758,113	5,914
	Q3	2,476,657	4,164
	Q4	2,117,954	4,447

Hang Seng Index Options – Contract Volume and Open Interest (contracts)

		Total contract volume	Quarter-end open interest
2008	Q4	944,013	75,829
2009	Q1	1,030,049	118,571
	Q2	1,309,363	182,288
	Q3	1,409,767	222,382
	Q4	1,618,224	175,720

H-Share Index Futures – Contract Volume and Open Interest (contracts)

		Total contract volume	Quarter-end open interest
2008	Q4	4,132,247	96,120
2009	Q1	3,287,097	85,412
	Q2	3,376,088	71,607
	Q3	3,075,581	80,516
	Q4	2,655,350	74,324

Stock Options Market Turnover and Open Interest (contracts)

		Total Premium (HK\$ mil.)	Total contract volume	Quarter-end open interest
2008	Q4	28,706.16	12,369,694	3,984,346
2009	Q1	25,464.43	11,656,754	4,400,699
	Q2	20,116.61	13,279,436	3,847,782
	Q3	14,205.33	10,892,511	3,663,846
	Q4	14,852.98	11,611,195	3,848,117

Derivatives Market – Futures and Options

Stock Options Premium by Class

for 4th Quarter 2009

Options class		Premium (HK\$ mil.)	% of total
CHALCO	ALC	29.83	0.20%
BANK OF CHINA	BCL	487.47	3.28%
BANKCOMM	BCM	108.51	0.73%
BANK OF E ASIA	BEA	37.27	0.25%
BOC HONG KONG	BOC	139.86	0.94%
BYD COMPANY	BYD	109.94	0.74%
CCB	CCB	718.75	4.84%
CHINA COMM CONS	CCC	113.04	0.76%
CHINA COAL	CCE	10.63	0.07%
CHINA COSCO	CCS	8.50	0.06%
CHINA MOBILE	CHT	1,809.35	12.18%
CHINA UNICOM	CHU	41.70	0.28%
CITIC PACIFIC	CIT	7.42	0.05%
CHEUNG KONG	CKH	378.53	2.55%
CKI HOLDINGS	CKI	0.53	0.00%
CHINA LIFE	CLI	1,488.05	10.02%
CLP HOLDINGS	CLP	88.66	0.60%
CM BANK	CMB	78.62	0.53%
CNOOC	CNC	764.45	5.15%
CHINA OVERSEAS	COL	29.95	0.20%
CATHAY PAC AIR	CPA	2.50	0.02%
SINOPEC CORP	CPC	701.39	4.72%
CHINA RAIL CONS	CRC	9.75	0.07%
CHINA RAILWAY	CRG	39.90	0.27%
CHINA SHENHUA	CSE	67.92	0.46%
CITIC BANK	CTB	48.51	0.33%
CHINA TELECOM	CTC	111.69	0.75%
DENWAY MOTORS	DWM	1.23	0.01%
ESPRIT HOLDINGS	ESP	11.72	0.08%
FIH	FIH	12.52	0.08%
HK ELECTRIC	HEH	15.51	0.10%
HKEX	HEX	260.95	1.76%
HSBC HOLDINGS	HKB	3,570.76	24.04%
HK & CHINA GAS	HKG	6.53	0.04%
HENDERSON LAND	HLD	25.14	0.17%
HUANENG POWER	HNP	27.87	0.19%
HANG SENG BANK	HSB	528.42	3.56%
HUTCHISON	HWL	291.07	1.96%
ICBC	ICB	487.83	3.28%
JOHNSON ELEC H	JSE	0.06	0.00%
JIANGXI COPPER	JXC	69.52	0.47%
LI & FUNG	LIF	16.71	0.11%
MTR CORPORATION	MTR	6.30	0.04%
NEW WORLD DEV	NWD	13.12	0.09%
PING AN	PAI	485.77	3.27%
PETROCHINA	PEC	703.83	4.74%
PICC P&C	PIC	20.25	0.14%
R&F PROPERTIES	RFP	5.09	0.03%
SHK PPT	SHK	602.65	4.06%
SWIRE PACIFIC A	SWA	63.36	0.43%
TENCENT	TCH	122.77	0.83%
TRACKER FUND	TRF	7.26	0.05%
WHARF HOLDINGS	WHL	35.05	0.24%
ZIJIN MINING	ZJM	28.97	0.20%
Total		14,852.98	100.00%

Derivatives Market – Futures and Options

Stock Options Contract Volume by Class

for 4th Quarter 2009

Options class		Contract volume	% of total
CHALCO	ALC	32,896	0.28%
BANK OF CHINA	BCL	1,010,045	8.70%
BANKCOMM	BCM	194,273	1.67%
BANK OF E ASIA	BEA	148,518	1.28%
BOC HONG KONG	BOC	175,861	1.51%
BYD COMPANY	BYD	44,100	0.38%
CCB	CCB	1,132,777	9.76%
CHINA COMM CONS	CCC	150,126	1.29%
CHINA COAL	CCE	14,517	0.13%
CHINA COSCO	CCS	19,059	0.16%
CHINA MOBILE	CHT	958,796	8.26%
CHINA UNICOM	CHU	37,170	0.32%
CITIC PACIFIC	CIT	7,850	0.07%
CHEUNG KONG	CKH	139,758	1.20%
CKI HOLDINGS	CKI	1,066	0.01%
CHINA LIFE	CLI	800,901	6.90%
CLP HOLDINGS	CLP	90,872	0.78%
CM BANK	CMB	185,185	1.59%
CNOOC	CNC	420,887	3.62%
CHINA OVERSEAS	COL	23,578	0.20%
CATHAY PAC AIR	CPA	5,610	0.05%
SINOPEC CORP	CPC	376,242	3.24%
CHINA RAIL CONS	CRC	40,639	0.35%
CHINA RAILWAY	CRG	55,148	0.47%
CHINA SHENHUA	CSE	89,784	0.77%
CITIC BANK	CTB	66,293	0.57%
CHINA TELECOM	CTC	162,136	1.40%
DENWAY MOTORS	DWM	2,222	0.02%
ESPRIT HOLDINGS	ESP	58,729	0.51%
FIH	FIH	24,502	0.21%
HK ELECTRIC	HEH	38,080	0.33%
HKEX	HEX	567,579	4.89%
HSBC HOLDINGS	HKB	1,740,806	14.99%
HK & CHINA GAS	HKG	10,233	0.09%
HENDERSON LAND	HLD	13,685	0.12%
HUANENG POWER	HNP	41,096	0.35%
HANG SENG BANK	HSB	395,218	3.40%
HUTCHISON	HWL	122,292	1.05%
ICBC	ICB	988,074	8.51%
JOHNSON ELEC H	JSE	300	0.00%
JIANGXI COPPER	JXC	71,963	0.62%
LI & FUNG	LIF	7,881	0.07%
MTR CORPORATION	MTR	20,193	0.17%
NEW WORLD DEV	NWD	16,477	0.14%
PING AN	PAI	224,857	1.94%
PETROCHINA	PEC	409,760	3.53%
PICC P&C	PIC	27,230	0.23%
R&F PROPERTIES	RFP	16,275	0.14%
SHK PPT	SHK	125,691	1.08%
SWIRE PACIFIC A	SWA	54,239	0.47%
TENCENT	TCH	181,923	1.57%
TRACKER FUND	TRF	20,178	0.17%
WHARF HOLDINGS	WHL	18,540	0.16%
ZIJIN MINING	ZJM	29,085	0.25%
Total		11,611,195	100.00%

Clearing & Settlement

Average Daily Settlement Instructions (SIs) Settled in CCASS

(both delivering and receiving SIs are counted)

Year / Month		Number of SIs	SIs by shares (bil. shs)	SIs by value (HK\$bil.)
2008	Q4	62,582	41.46	146.59
2009	Q1	55,676	33.62	122.39
	Q2	74,476	46.43	188.18
	Q3	71,468	40.37	167.89
	Q4	76,664	41.72	176.73

Average Daily Investor Settlement Instructions (ISIs) settled in CCASS

(one sided ISIs are counted)

Year / month		Number of ISIs	ISIs by shares (Mil shs)	ISIs by value (HK\$ mil.)
2008	Q4	669	143.37	206.22
2009	Q1	432	68.40	119.55
	Q2	609	125.20	197.77
	Q3	568	132.46	318.17
	Q4	629	118.78	527.19

Securities under CCASS Custody

(balances at quarter end)

Year / Month		Number of shares (bil. shs)	% of issued shares of admitted securities	Market value (HK\$ bil.)	% of market capitalisation of admitted securities
2008	Q4	3,408.30	72.57	5,040.50	44.62
2009	Q1	3,255.40	70.99	5,026.74	46.29
	Q2	3,215.42	71.72	7,306.94	48.24
	Q3	3,282.06	71.26	8,194.14	47.96
	Q4	3,286.62	70.93	9,245.11	49.19

Clearing & Settlement

Average Daily Stock Exchange Trades Processed in CCASS

(including CNS trades, isolated trades and cross trades)

Year / Month		No. of CCASS trades	% of Exchange trades	No. of shares (Mil. shs)	% of market turnover	Value of trades (HK\$ mil.)	% of market turnover
2008	Q4	622,593	100	71,069.05	100	50,791.52	100
2009	Q1	533,958	100	75,262.87	100	44,720.95	100
	Q2	811,938	100	109,528.00	100	71,684.42	100
	Q3	749,546	100	104,773.19	100	66,746.40	100
	Q4	751,643	100	107,724.27	100	65,408.35	100

Average Daily Netting Efficiency of CNS Trades

(in stock positions and share quantity)

Year / Month		No. of CNS stock positions	Netting efficiency (%)	No. of shares due for settlement (Mil. shs)	Netting efficiency (%)
2008	Q4	47,076	95.96	18,463.43	86.35
2009	Q1	46,433	95.46	17,715.25	87.98
	Q2	67,305	95.68	29,281.89	86.43
	Q3	65,718	95.42	25,921.00	87.47
	Q4	68,773	95.18	25,589.10	87.77

Average Daily Settlement Efficiency of CNS Stock Positions

Year / Month		Settlement efficiency (%)	
		S day	S + 1 day
2008	Q4	99.81	99.99
2009	Q1	99.84	99.99
	Q2	99.84	99.99
	Q3	99.86	99.99
	Q4	99.86	99.99

Clearing & Settlement

Open Interest by Derivatives Products

Derivatives product	Contracts	
	4th Quarter 2009	4th Quarter 2008
Hang Seng Index Futures	68,456	73,034
Hang Seng Index Options	175,720	75,829
Mini-Hang Seng Index Futures	4,447	2,945
Mini-Hang Seng Index Options	3,551	1,796
H-shares Index Futures	74,324	96,120
H-shares Index Options	124,030	59,592
Mini H-shares Index Futures ¹	741	345
Hang Seng China H-Financials Index Futures ²	–	–
FTSE/Xinhua China 25 Index Futures ³	–	–
FTSE/Xinhua China 25 Index Options ⁴	–	–
Stock Futures	4,407	9,449
Stock Options	3,848,117	3,984,346
Three-month HIBOR Futures	103	2,435
One-month HIBOR Futures	–	91
Three-year Exchange Fund Note Futures	–	–
Gold Futures ⁵	119	132
Total	4,304,015	4,306,114

¹ Trading in Mini H-shares Index Futures commenced on 31 Mar 2008

² Trading in Hang Seng China H-Financials Index Futures suspended with effect from 24 Dec 2008

³ Trading in FTSE/Xinhua China 25 Index Futures suspended with effect from 31 Dec 2008

⁴ Trading in FTSE/Xinhua China 25 Index Options suspended with effect from 24 Dec 2008

⁵ Trading in Gold Futures commenced on 20 Oct 2008

Clearing & Settlement

Stock Options Open Interest by Class

as at the end of 4th Quarter 2009

Options class		Open interest (contracts)	% of total
CHALCO	ALC	10,580	0.27
BANK OF CHINA	BCL	462,225	12.01
BANKCOMM	BCM	88,625	2.30
BANK OF E ASIA	BEA	32,487	0.84
BOC HONG KONG	BOC	57,316	1.49
BYD COMPANY	BYD	14,214	0.37
CCB	CCB	431,059	11.20
CHINA COMM CONS	CCC	73,542	1.91
CHINA COAL	CCE	3,262	0.08
CHINA COSCO	CCS	11,640	0.30
CHINA MOBILE	CHT	254,132	6.60
CHINA UNICOM	CHU	12,000	0.31
CITIC PACIFIC	CIT	1,893	0.05
CHEUNG KONG	CKH	48,565	1.26
CHINA LIFE	CLI	219,337	5.70
CLP HOLDINGS	CLP	44,448	1.16
CM BANK	CMB	61,752	1.60
CNOOC	CNC	149,054	3.87
CHINA OVERSEAS	COL	5,468	0.14
CATHAY PAC AIR	CPA	2,074	0.05
SINOPEC CORP	CPC	158,425	4.12
CHINA RAIL CONS	CRC	8,187	0.21
CHINA RAILWAY	CRG	37,952	0.99
CHINA SHENHUA	CSE	44,211	1.15
CITIC BANK	CTB	49,460	1.29
CHINA TELECOM	CTC	72,451	1.88
ESPRIT HOLDINGS	ESP	10,953	0.28
FIH	FIH	4,029	0.10
HK ELECTRIC	HEH	13,375	0.35
HKEX	HEX	161,538	4.20
HSBC HOLDINGS	HKB	378,127	9.83
HK & CHINA GAS	HKG	13,658	0.35
HENDERSON LAND	HLD	3,761	0.10
HUANENG POWER	HNP	10,163	0.26
HANG SENG BANK	HSB	116,298	3.02
HUTCHISON	HWL	46,518	1.21
ICBC	ICB	334,415	8.69
JIANGXI COPPER	JXC	12,701	0.33
LI & FUNG	LIF	1,651	0.04
MTR CORPORATION	MTR	6,843	0.18
NEW WORLD DEV	NWD	2,883	0.07
PING AN	PAI	72,722	1.89
PETROCHINA	PEC	176,739	4.59
PICC P&C	PIC	9,011	0.23
R&F PROPERTIES	RFP	7,196	0.19
SHK PPT	SHK	41,665	1.08
SWIRE PACIFIC A	SWA	8,105	0.21
TENCENT	TCH	39,491	1.03
TRACKER FUND	TRF	11,987	0.31
WHARF HOLDINGS	WHL	3,067	0.08
ZIJIN MINING	ZJM	6,862	0.18
Total		3,848,117	100.00

Exchange Participants Statistics

Stock Exchange

		No. of Trading Right Holders	Exchange Participants - Trading	Exchange Participants - Non-Trading	Non-Exchange Participants
2008	Q4	522 (931)	449 (854)	38 (42)	35 (35)
2009	Q1	521 (929)	452 (856)	37 (41)	32 (32)
	Q2	526 (937)	458 (864)	36 (41)	32 (32)
	Q3	528 (941)	463 (871)	34 (39)	31 (31)
	Q4	525 (940)	463 (873)	32 (37)	30 (30)

() No. of trading rights

Futures Exchange

		No. of Trading Right Holders	Exchange Participants - Trading	Exchange Participants - Non-Trading	Non-Exchange Participants
2008	Q4	200 (226)	148 (172)	–	52 (54)
2009	Q1	204 (230)	157 (181)	–	47 (49)
	Q2	209 (235)	162 (186)	–	47 (49)
	Q3	210 (237)	165 (190)	–	45 (47)
	Q4	211 (238)	167 (192)	–	44 (46)

Notes:

- (1) The figures in blanket is the number of trading rights held.
- (2) An Exchange Participant is a corporation who may trade on or through the Exchange and is licensed under the Securities and Futures Ordinance to carry on securities/ futures/options dealing activity.

Clearing Participants Statistics

HKCC Participants

Year / month		Clearing Participants	General Clearing Participants
2008	Q4	133	7
2009	Q1	139	8
	Q2	140	9
	Q3	142	9
	Q4	144	10

SEOCH Participants

Year / month		Direct Clearing Participants	General Clearing Participants
2008	Q4	49	5
2009	Q1	48	6
	Q2	49	6
	Q3	51	6
	Q4	53	6

HKSCC Participants

Year / month		Direct Clearing Participant	General Clearing Participant	Non-broker Participants (Note 1)
2008	Q4	452	5	41
2009	Q1	454	5	42
	Q2	450	6	40
	Q3	453	7	41
	Q4	452	7	41

Note 1: Non-broker participants include Clearing Agency Participants, Custodian Participants and Stock Pledgee Participants.

Acronyms

CBBC	Callable Bull/Bear Contract
CCASS	Central Clearing and Settlement System
CNS	Continuous Net Settlement
DCASS	Derivatives Clearing and Settlement System
ELI	Equity Linked Instrument
ETF	Exchange Traded Fund
GEM	Growth Enterprise Market
HKCC	HKFE Clearing Corporation Ltd
HKEx	Hong Kong Exchanges and Clearing Ltd
HKSCC	Hong Kong Securities Clearing Co Ltd
HSICS	Hang Seng Industry Classification System
ISI	Investor settlement instruction
NASDAQ	National Association of Securities Dealer Automated Quotations
P/E ratio	Price / earnings ratio
REITs	Real Estate Investment Trusts
S&P	Standard and Poors
SEOCH	SEHK Options Clearing House Ltd, The
SI	Settlement instruction