


# SECURITIES AND DERIVATIVES MARKETS QUARTERLY REPORT

Fourth Quarter 2017



# MARKET HIGHLIGHTS

## Market Highlights – Main Board

Highlights	4th Quarter 2017	4th Quarter 2016
No. of listed companies	1,794	1,713
No. of listed securities	12,478	8,330
Equities		
Ordinary shares	1,795	1,714
Preference shares	16	10
Warrants	6,101	3,713
Equity	7	8
Derivative	6,094	3,705
Equity linked instrument	0	0
Callable bull/bear contracts	3,374	1,844
Unit trusts/mutual funds	145	157
Debt securities	1,047	892
No. of trading only stocks		
Nasdaq stocks	6	6
iShares	0	2
No. of trading days	61	61
Total turnover in value (HK\$mil.) *	6,500,307.96	3,897,077.94
Total turnover in shares (mil. shs)	11,858,696.80	9,620,079.20
Total number of trades (deals)	84,078,608	63,494,503
Total market capitalisation (HK\$mil.)	33,717,995.17	24,450,434.51
Average P/E ratio (times)	16.34	10.53
Average dividend yield (%)	2.79	3.24
Number of exchange participants		
– Trading	622	556
– Non-trading	32	36
Turnover in value (HK\$mil.)		
Highest	171,931.66 (30/11)	104,157.60 (09/11)
Lowest	71,829.60 (22/12)	47,614.32 (21/12)
Turnover in shares (mil. shs)		
Highest	308,353.16 (06/12)	206,399.46 (15/12)
Lowest	103,975.37 (27/12)	110,034.85 (28/12)
Total number of trades (deals)		
Highest	2,040,431 (06/12)	1,558,248 (09/11)
Lowest	991,262 (22/12)	772,172 (23/12)

\* Included turnover value traded in non-HKD currency securities.

# MARKET HIGHLIGHTS

## Market Highlights – Growth Enterprise Market (GEM)

Highlights	4th Quarter 2017	4th Quarter 2016
No. of listed companies	324	260
No. of listed securities	325	261
Equities	324	260
Warrants	1	1
No. of trading days	61	61
Total turnover in value (HK\$mil.) *	44,257.68	26,609.10
Total turnover in shares (mil. shs)	120,074.53	101,836.66
Total number of trades (deals)	1,499,343	769,986
Total market capitalisation (HK\$mil.)	280,841.44	310,871.86
Average P/E ratio (times)	36.65	71.31
Average dividend yield (%)	0.38	0.25
Turnover in value (HK\$mil.)		
Highest	1,204.48 (16/10)	708.65 (13/10)
Lowest	442.90 (20/12)	281.99 (24/11)
Turnover in shares (mil. shs)		
Highest	3,388.84 (01/11)	4,466.48 (12/12)
Lowest	1,163.79 (12/12)	872.32 (20/12)
Total number of trades (deals)		
Highest	54,758 (16/10)	18,436 (04/10)
Lowest	13,584 (20/12)	7,628 (24/11)

\* Included turnover value traded in non-HKD currency securities.

# MARKET HIGHLIGHTS

## Derivatives Market Highlights

Highlights	4th Quarter 2017	4th Quarter 2016
<b>All futures and options products (excluding stock options)</b>		
No. of trading days	61.0	62.0
Total contract volume	29,588,179	27,071,832
Equity index products	29,221,903	26,825,869
Equity products	24,443	40,813
Bond Futures *	130	-
Interest rates products	260	40
RMB Currency products	201,796	202,204
Gold Futures #	120,805	-
Iron Ore Futures ^	18,230	-
London Metal Mini products	612	2,906
Average daily contract volume	485,052	436,642
Total open interest as at the quarter end (contracts)	2,851,073	2,968,607
Equity index products	2,815,844	2,915,908
Equity products	5,555	5,365
Bond Futures *	-	-
Interest rates products	470	40
RMB Currency products	28,331	47,241
Gold Futures #	422	-
Iron Ore Futures ^	424	-
London Metal Mini Futures	27	53

\* Trading in Bond Futures commenced on 10 Apr 2017 and suspended with effect from 08 Dec 2017

# Trading in Gold Futures commenced on 10 Jul 2017

^ Trading in Iron Ore Futures commenced on 13 Nov 2017

<b>Stock options</b>		
No. of newly introduced stock options classes	0	0
No. of stock options as at the quarter end		
Class	86	84
Series	31,186	31,080
Total premium (HK\$mil.)	26,473.83	9,144.11
Call	17,523.97	4,317.48
Put	8,949.86	4,826.63
Average daily premium (HK\$mil.)	434.00	147.49
Total contract volume	32,091,870	18,636,926
Call	17,898,721	9,692,449
Put	14,193,149	8,944,477
Average daily contract volume	526,096	300,596
Total open interest as at the quarter end (contracts)	8,304,697	6,327,503
Call	4,591,102	3,522,728
Put	3,713,595	2,804,775
Total number of trades	1,263,398	705,900
Average daily number of trades	20,711	11,385
Total contracts exercised	2,621,332	1,629,290
Average premium per contract (HK\$)	824.94	490.64
Average contract per trade (contracts)	25	26
Put volume/call volume	0.79	0.92
Average daily contract volume/open interest	6.3%	4.8%

<b>All futures and options products</b>		
Total contract volume	61,680,049	45,708,758
Total open interest as at the quarter end (contracts)	11,155,770	9,296,110

# MARKET HIGHLIGHTS

## Clearing and Settlement Statistics

Securities Market	4th Quarter 2017	4th Quarter 2016
Average Daily Exchange Trades Handled by CCASS		
- Number of trades	1,402,286	1,052,858
- Value of trades (HK\$bil.)	107.1	64.2
- Share quantity Involved (bil shares)	196.4	159.4
Average Daily Settlement Instructions ("SIs") Settled by CCASS		
- Number of SIs	100,956	83,191
- Value of SIs (HK\$bil.)	248.5	181.3
- Share quantity involved (bil. shares)	52.0	45.8
Average Daily Investor SIs ("ISIs") Settled by CCASS		
- Number of ISIs	352	266
- Value of ISIs (HK\$mil.)	241.2	133.7
- Share quantity involved (mil. shares)	80.7	55.5
Average Daily Settlement Efficiency of CNS Stock Positions on Due Day (T+2) (%)	99.89	99.90
Average Daily Settlement Efficiency of CNS Stock Positions on the Day following the Due Day (T+3) (%)	99.99	99.99
Average Daily Buy-ins Executed on T+3		
- Number of brokers involved	5	1
- Number of buy-ins	4	1
- Value of buy-ins (HK\$mil)	2.5	1.0
Shares Deposited in the CCASS Depository *		
- Number of shares (bil shares)	6,404.2	5,878.9
- Percentage of total issued shares of the admitted securities	75.30	74.27
- Value of shares (HK\$bil)	21,768.7	15,381.5
- Percentage of the total market capitalisation of the admitted securities	58.70	56.60

Derivatives Market	4th Quarter 2017	4th Quarter 2016
Open Interest		
- Equity Index Futures	475,151	572,757
- Stock Futures	5,555	5,365
- 5-Year MOF T-Bond Futures ^	-	-
- Interest Rates Futures	470	40
- RMB Currency Futures	25,218	47,241
- Gold Futures +	422	-
- Iron Ore Futures ^^	424	-
- London Metal Mini Futures	27	53
- Equity Index Options	2,340,693	2,343,151
- Stock Options	8,304,697	6,327,503
- RMB Currency Options #	3,113	-
Cumulative Stock Options Exercised		
- Share quantity involved (mil. shs)	2,470	1,766
- Value of shares (HK\$bil.)	66	31

\* Share quantity and market value of securities in non-HKD currency are included

^ Trading in 5-Year MOF T-Bond Futures commenced on 10 Apr 2017 and suspended with effect from 08 Dec 2017

+ Trading in Gold Futures commenced on 10 Jul 2017

^^ Trading in Iron Ore Futures commenced on 13 Nov 2017

# Trading in RMB Currency Options commenced on 20 Mar 2017

# MAIN BOARD EQUITIES

## Equity Turnover

		Share (mil. shs)	Value (HK\$ mil.)	No. of deals
2016	Q4	806,179.21	2,860,715.28	51,911,116
2017	Q1	880,448.96	3,261,722.31	57,223,517
	Q2	888,545.35	3,419,708.45	55,686,986
	Q3	961,543.54	4,503,339.92	65,867,472
	Q4	905,785.89	4,868,645.15	66,454,083

## Equity Trading Statistics

		No. of trading days	Average daily turnover (HK\$ mil.)	Average value per deal
2016	Q4	61	46,896.97	55,108
2017	Q1	62	52,608.42	57,000
	Q2	59	57,961.16	61,409
	Q3	64	70,364.69	68,370
	Q4	61	79,813.85	73,263

# MAIN BOARD EQUITIES

## 20 Most Advanced Stocks

for 4th quarter 2017

Rank	Code	Stock	Closing price		% up
			End of Dec 2017	End of Sep 2017	
1	00365	UNIS HOLDINGS	5.140	1.500	242.67
2	01367	SFUND INTL HLDG	8.480	2.580	228.68
3	00397	JUN YANG FIN	0.360	0.119	202.52
4	01630	KIN SHING HLDGS	4.070	1.400	190.71
5	01548	GENSCRIPT BIO	19.980	7.460	167.83
6	00059	SKYFAME REALTY	4.090	1.740	135.06
7	00612	CHINA INV FUND	8.570	4.180	105.02
8	01573	CH UNIENERGY	10.940	5.370	103.72
9	00582	LANDING INTL	0.310	0.157	97.45
10	00668	DOYEN INTL HOLD	0.700	0.355	97.18
11	00186	GRANDE HOLDINGS	1.450	0.750	93.33
12	00943	EFORCE HOLDINGS	0.104	0.054	A 92.59
13	00197	HENG TAI	0.690	0.360	91.67
14	01143	CH HCARE ENT	0.290	0.152	90.79
15	00558	LK TECH	1.240	0.650	90.77
16	00572	FUTURE WORLD FH	0.360	0.189	90.48
17	01499	LEAP HLDGS GP	0.475	0.250	90.00
18	01031	KINGSTON FIN	7.500	3.980	88.44
19	00856	VSTECs	4.820	2.580	86.82
20	01609	CHONG KIN GP	1.910	1.030	85.44

A Adjusted

## 20 Most Declined Stocks

for 4th quarter 2017

Rank	Code	Stock	Closing price		% down
			End of Dec 2017	End of Sep 2017	
1	01676	C SHENGHAI FOOD	0.730	2.580	-71.71
2	00577	THE 13 HOLDINGS	0.315	0.840	-62.50
3	01192	TITAN PETROCHEM	0.103	0.240	-57.08
4	01259	CH CHILD CARE	0.200	0.455	-56.04
5	03830	KIDDIELAND	0.305	0.660	-53.79
6	02266	LAI SI ENT	1.100	2.170	-49.31
7	00309	XH NEWS MEDIA	0.300	0.590	-49.15
8	01082	HK EDU INTL	0.640	1.250	-48.80
9	03638	HUABANG FIN	0.490	0.950	-48.42
10	00804	PINESTONE	0.097	0.180	-46.11
11	00378	FDG KINETIC	0.750	1.350	-44.44
12	01027	CHINA JICHENG	0.112	0.200	A -44.00
13	01315	VISION FAME	0.305	0.520	-41.35
14	01709	SEASON PACIFIC	0.325	0.550	-40.91
15	00091	INT'L STD RES	0.037	0.062	-40.32
16	00948	Z-OBEE	2.030	3.357	A -39.53
17	01380	CHI KINGSTONE	0.068	0.112	-39.29
18	00994	WIN WIN WAY	0.840	1.380	-39.13
19	00540	SPEEDY GLOBAL	0.830	1.360	-38.97
20	00630	AMCO UNITED	0.108	0.176	-38.64

A Adjusted

# MAIN BOARD EQUITIES

## 20 Most Active Stocks by Value

for 4th quarter 2017

Rank	Code	Stock	Turnover (HK\$ mil.)	% of total
1	00700	TENCENT	591,468.30	12.15
2	02318	PING AN	256,105.97	5.26
3	00939	CCB	126,720.84	2.60
4	00388	HKEX	117,404.34	2.41
5	01398	ICBC	116,600.97	2.39
6	00005	HSBC HOLDINGS	114,235.08	2.35
7	02628	CHINA LIFE	92,504.95	1.90
8	00175	GEELY AUTO	83,118.16	1.71
9	01299	AIA	83,067.09	1.71
10	03988	BANK OF CHINA	76,000.56	1.56
11	02382	SUNNY OPTICAL	75,785.46	1.56
12	01918	SUNAC	69,519.42	1.43
13	00941	CHINA MOBILE	66,333.63	1.36
14	00981	SMIC	65,056.03	1.34
15	02018	AAC TECH	48,869.95	1.00
16	03333	EVERGRANDE	46,850.95	0.96
17	00883	CNOOC	44,889.54	0.92
18	03968	CM BANK	43,227.82	0.89
19	01211	BYD COMPANY	41,784.75	0.86
20	00857	PETROCHINA	41,359.41	0.85
<b>Total</b>			<b>2,200,903.23</b>	<b>45.21</b>

## 20 Most Active Stock by Shares

for 4th quarter 2017

Rank	Code	Stock	Turnover (mil. shs)	% of total
1	00136	HENG TEN NET	51,080.38	5.64
2	00582	LANDING INTL	28,299.73	3.12
3	03988	BANK OF CHINA	19,563.18	2.16
4	01398	ICBC	18,786.17	2.07
5	00939	CCB	18,374.01	2.03
6	03800	GCL-POLY ENERGY	13,933.96	1.54
7	00364	BLOCKCHAIN GP	13,926.99	1.54
8	01250	BE CLEAN ENERGY	13,799.51	1.52
9	00261	CCT LAND	10,800.14	1.19
10	00273	MASON GP HOLD	10,679.35	1.18
11	01288	ABC	8,044.41	0.89
12	00572	FUTURE WORLD FH	7,927.85	0.88
13	00857	PETROCHINA	7,837.21	0.87
14	00547	DIGITAL DOMAIN	7,232.20	0.80
15	00386	SINOPEC CORP	5,998.20	0.66
16	00299	NEW SPORTS	5,774.93	0.64
17	00139	CH SOFT POWER	5,669.42	0.63
18	00493	GOME RETAIL	5,636.70	0.62
19	00648	WAH YAN-NEW	5,589.71	0.62
20	00981	SMIC	5,518.71	0.61
<b>Total</b>			<b>264,472.76</b>	<b>29.20</b>



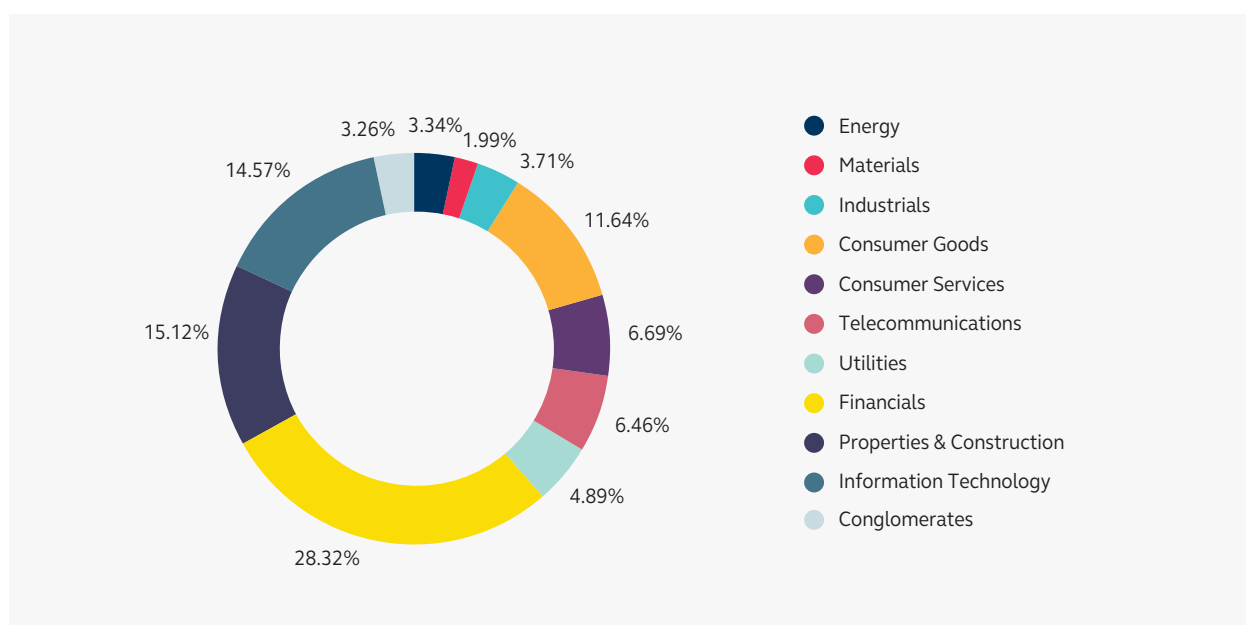
# MAIN BOARD EQUITIES

## Market Capitalisation of Listed Companies for Main Board

		HK\$ mil.
2016	Q4	24,450,434.51
2017	Q1	26,911,572.81
	Q2	28,412,843.17
	Q3	31,140,799.89
	Q4	33,717,995.17

## Market Capitalisation by Hang Seng Industry Classification System\* – Main Board

Quarter-end figures



\* Hang Seng Industry Classification System (HSICS) is provided by Hang Seng Indexes Company Limited.

Note: New Hang Seng Industry Classification System took effect on 9 September 2013.

# MAIN BOARD EQUITIES

## 50 Leading Companies by Market Capitalisation

as at the 4th quarter end 2017

Rank	Code	Company	Market capitalisation	
			(HK\$ mil.)	% of market total
1	00700	Tencent Holdings Ltd.	3,856,589.92	11.44
2	00939	China Construction Bank Corporation – H Shares	1,731,004.70	5.13
3	00005	HSBC Holdings plc	1,624,600.61	4.82
4	00941	China Mobile Ltd.	1,622,682.02	4.81
5	01299	AIA Group Ltd.	804,768.19	2.39
6	02318	Ping An Insurance (Group) Co. of China, Ltd. – H Shares	605,860.38	1.80
7	01398	Industrial and Commercial Bank of China Ltd. – H Shares	545,934.54	1.62
8	00805	Glencore plc *	–	534,515.24
9	02378	Prudential plc *	–	507,086.39
10	00883	CNOOC Ltd.	500,944.46	1.49
11	02388	BOC Hong Kong (Holdings) Ltd.	418,682.10	1.24
12	00001	CK Hutchison Holdings Ltd.	378,438.26	1.12
13	00016	Sun Hung Kai Properties Ltd.	377,736.11	1.12
14	00011	Hang Seng Bank Ltd.	370,897.49	1.10
15	03333	China Evergrande Group	354,739.59	1.05
16	00267	CITIC Ltd.	328,138.16	0.97
17	01928	Sands China Ltd.	325,767.67	0.97
18	00945	Manulife Financial Corporation *	–	324,398.69
19	00762	China Unicom (Hong Kong) Ltd.	323,116.19	0.96
20	03988	Bank of China Ltd. – H Shares	321,109.54	0.95
21	02007	Country Garden Holdings Co. Ltd.	317,070.34	0.94
22	00388	Hong Kong Exchanges and Clearing Ltd.	297,306.31	0.88
23	00688	China Overseas Land & Investment Ltd.	275,548.47	0.82
24	00066	MTR Corporation Ltd.	275,118.53	0.82
25	00027	Galaxy Entertainment Group Ltd.	270,059.51	0.80
26	02888	Standard Chartered PLC	267,661.40	0.79
27	01113	CK Asset Holdings Ltd.	252,539.15	0.75
28	00175	Geely Automobile Holdings Ltd.	243,100.94	0.72
29	00003	Hong Kong and China Gas Co. Ltd., The	214,290.74	0.64
30	00012	Henderson Land Development Co. Ltd.	206,059.03	0.61
31	03328	Bank of Communications Co., Ltd. – H Shares	203,068.80	0.60
32	00002	CLP Holdings Ltd.	201,989.72	0.60
33	02628	China Life Insurance Co. Ltd. – H Shares	182,680.85	0.54
34	01038	CK Infrastructure Holdings Ltd.	177,992.90	0.53
35	02018	AAC Technologies Holdings Inc.	170,346.80	0.51
36	01109	China Resources Land Ltd.	159,411.61	0.47
37	01997	Wharf Real Estate Investment Co. Ltd.	157,883.82	0.47
38	00656	Fosun International Ltd.	148,758.40	0.44
39	01972	Swire Properties Ltd.	147,420.00	0.44
40	00386	China Petroleum & Chemical Corporation – H Shares	146,192.00	0.43
41	03968	China Merchants Bank Co., Ltd. – H Shares	142,777.03	0.42
42	01918	Sunac China Holdings Ltd.	142,225.29	0.42
43	00006	Power Assets Holdings Ltd.	140,754.56	0.42
44	00288	WH Group Ltd.	129,298.06	0.38
45	01128	Wynn Macau, Ltd.	128,601.42	0.38
46	00960	Longfor Properties Co. Ltd.	115,656.83	0.34
47	00017	New World Development Co. Ltd.	115,498.80	0.34
48	00857	PetroChina Co. Ltd. – H Shares	114,989.01	0.34
49	00020	Wheelock and Co. Ltd.	113,929.61	0.34
50	01288	Agricultural Bank of China Ltd. – H Shares	111,889.32	0.33
<b>Total</b>			<b>20,061,129.18</b>	<b>59.50</b>
<b>Market Total</b>			<b>33,717,995.17</b>	<b>100.00</b>

Notes:

\* not included in Market Total

# MAIN BOARD EQUITIES

## Short Selling (value)

		Short selling turnover (HK\$ mil.)	Market turnover (HK\$ mil.) *	% of market total
2016	Q4	406,569.77	3,923,687.04	10.36
2017	Q1	475,997.96	4,608,747.71	10.33
	Q2	504,352.77	4,591,129.68	10.99
	Q3	589,099.69	5,964,717.45	9.88
	Q4	648,919.41	6,544,565.64	9.92

\* Included Market total for Main Board and GEM

## Short Selling (share)

		Short selling turnover (mil. shs)	Market turnover (mil. shs) *	% of market total
2016	Q4	47,872.62	9,721,915.86	0.49
2017	Q1	52,950.87	12,564,132.55	0.42
	Q2	49,419.09	9,197,573.22	0.54
	Q3	55,768.04	10,542,397.64	0.53
	Q4	52,727.59	11,978,771.34	0.44

\* Included Market total for Main Board and GEM

## New Listing Companies Statistics

		No. of newly listed companies	No. of companies transferred from GEM *	Funds raised (HK\$ mil.) #
2016	Q4	29	2	56,716.17
2017	Q1	20	1	12,108.95
	Q2	13	3	40,164.53
	Q3	18	4	30,967.64
	Q4	30	5	39,356.51

\* Included only the transfers of listing from GEM to Main Board pursuant to the revised Rule 9.24 of GEM Listing Rules and to the new Chapter 9A of the Main Board Listing Rules effective from 1 July 2008

# All funds raised are attributed to the initial public offers of newly listed companies

# MAIN BOARD EQUITIES

## Newly Listed Companies

for 4th quarter 2017

Code	Company	Listing date	No. of issued shares	Funds raised (HK\$ mil.)
06885	Henan Jinma Energy Co. Ltd. – H Shares	2017/10/10	135,421,000	406.26
01707	Geotech Holdings Ltd.	2017/10/12	1,400,000,000	147.00
02337	United Strength Power Holdings Ltd.	2017/10/16	234,502,000	157.12
02225	Kakiko Group Ltd.	2017/10/17	1,230,000,000	159.90
06080	Wing Chi Holdings Ltd.	2017/10/20	933,750,000	134.55
02663	KPa-BM Holdings Ltd. *	2017/10/24	600,000,000	–
01546	Thelloy Development Group Ltd. *	2017/10/26	800,000,000	–
02232	Crystal International Group Ltd.	2017/11/03	2,852,822,000	3,996.60
00772	China Literature Ltd.	2017/11/08	906,417,239	9,574.26
01720	Putian Communication Group Ltd.	2017/11/09	1,100,000,000	181.50
03919	Golden Power Group Holdings Ltd. *	2017/11/10	240,000,000	–
02122	Kidsland International Holdings Ltd.	2017/11/10	800,000,000	310.00
01337	Razer Inc.	2017/11/13	9,022,560,913	4,745.78
01706	Shuang Yun Holdings Ltd.	2017/11/15	1,000,000,000	140.00
06083	World-Link Logistics (Asia) Holding Ltd. *	2017/11/15	480,000,000	–
03358	Bestway Global Holding Inc.	2017/11/16	1,058,391,000	1,158.94
01975	Sun Hing Printing Holdings Ltd.	2017/11/16	480,000,000	165.60
02858	Yixin Group Ltd.	2017/11/16	6,276,322,474	6,765.84
01710	Trio Industrial Electronics Group Ltd.	2017/11/23	1,000,000,000	155.00
01997	Wharf Real Estate Investment Co. Ltd.	2017/11/23	3,036,227,327	–
01697	Shandong International Trust Co., Ltd. – H Shares	2017/12/08	647,075,000	2,950.66
01475	Nissin Foods Co. Ltd.	2017/12/11	1,074,319,480	950.77
01417	Riverine China Holdings Ltd.	2017/12/11	400,000,000	162.75
02227	Solis Holdings Ltd.	2017/12/11	840,000,000	178.50
06090	Centurion Corporation Ltd.	2017/12/12	840,778,624	114.48
00839	China Education Group Holdings Ltd.	2017/12/15	2,020,202,000	3,355.30
02022	Digital Hollywood Interactive Ltd.	2017/12/15	2,000,000,000	315.00
01727	Hebei Construction Group Corporation Ltd. – H Shares	2017/12/15	461,383,500	2,057.77
01722	Kin Pang Holdings Ltd.	2017/12/15	1,000,000,000	120.00
06877	KVB Kunlun Financial Group Ltd. *	2017/12/15	2,033,290,000	–
01789	AK Medical Holdings Ltd.	2017/12/20	1,000,000,000	503.13
03878	Vicon Holdings Ltd.	2017/12/22	400,000,000	120.00
02708	IBO Technology Co. Ltd.	2017/12/28	400,000,000	150.00
00784	Ling Yui Holdings Ltd.	2017/12/28	800,000,000	100.00
01730	LHN Ltd.	2017/12/29	402,445,400	79.80
<b>Total</b>				<b>39,356.51</b>

\* Transfers of listing from GEM to Main Board pursuant to the revised Rule 9.24 of the GEM Listing Rules and to the new Chapter 9A of the Main Board Listing Rules effective from 1 July 2008.

# MAIN BOARD EQUITIES

---

## Withdrawal of Listed Companies

for 4th quarter 2017

Code	Company	Last trading date	Delisted date
00319	China Metal International Holdings Inc.	2017/09/22	2017/10/09
01163	Dejin Resources Group Co. Ltd.	2014/05/15	2017/10/27
00963	Bloomage BioTechnology Corporation Ltd.	2017/10/17	2017/11/02
00170	China Assets (Holdings) Ltd.	2017/10/26	2017/11/07
01136	TCC International Holdings Ltd.	2017/09/19	2017/11/20
03868	Qunxing Paper Holdings Co. Ltd.	2011/03/29	2017/11/30

# MAIN BOARD EQUITIES

## Company Name Changes

for 4th quarter 2017

Code	Old name	New name	Effective date	Adoption date
01239	Jin Bao Bao Holdings Ltd.	Teamway International Group Holdings Ltd.	2017/08/17	2017/10/04
01246	Ngai Shun Holdings Ltd.	Boill Healthcare Holdings Ltd.	2017/09/12	2017/10/04
00070	Neptune Group Ltd.	Rich Goldman Holdings Ltd.	2017/09/27	2017/10/09
00985	NetMind Financial Holdings Ltd.	CST Group Ltd.	2017/09/22	2017/10/16
00412	China Innovative Finance Group Ltd.	China Shandong Hi-Speed Financial Group Ltd.	2017/09/14	2017/10/19
00061	North Asia Resources Holdings Ltd.	Green Leader Holdings Group Ltd.	2017/09/01	2017/10/24
01520	Runway Global Holdings Co. Ltd.	CEFC Hong Kong Financial Investment Co. Ltd.	2017/10/09	2017/11/01
01616	Silverman Holdings Ltd.	Starrise Media Holdings Ltd.	2017/09/18	2017/11/03
01889	Wuyi International Pharmaceutical Co. Ltd.	Sanai Health Industry Group Co. Ltd.	2017/09/25	2017/11/07
02326	BEP International Holdings Ltd.	New Provenance Everlasting Holdings Ltd.	2017/11/06	2017/11/20
00442	KTL International Holdings Group Ltd.	Hifood Group Holdings Co., Ltd.	2017/10/24	2017/11/23
00364	Ping Shan Tea Group Ltd.	Blockchain Group Co. Ltd.	2017/10/27	2017/11/23
01470	Tic Tac International Holdings Co. Ltd.	Prosper One International Holdings Co. Ltd.	2017/10/26	2017/11/28
00195	L'sea Resources International Holdings Ltd.	Greentech Technology International Ltd.	2017/10/20	2017/12/01
06388	Coach, Inc. -RS	Tapestry, Inc. -RS	2017/10/31	2017/12/04
00521	HNA Holding Group Co. Ltd.	CWT International Ltd.	2017/12/11	2017/12/20
00982	iOne Holdings Ltd.	HJ Capital (International) Holdings Co. Ltd.	2017/10/25	2017/12/21
01367	Hanbo Enterprises Holdings Ltd.	SFund International Holdings Ltd.	2017/11/16	2017/12/21
00486	United Company RUSAL Plc #	United Company RUSAL Plc	2017/11/22	2017/12/22
00557	City e-Solutions Ltd.	China Tian Yuan Healthcare Group Ltd.	2017/11/14	2017/12/29

# Change of Chinese name only

# MAIN BOARD EQUITIES

## Bonus Issues/Bonus Warrants

for 4th quarter 2017

Code	Company	Particulars	Ex-date
Nil			

## Share Split/Consolidation

for 4th quarter 2017

Code	Company	Particulars	Effective date
01027	China Jicheng Holdings Ltd.	Consolidation 20 into 1	2017/10/10
00948	Z-Obee Holdings Ltd.	Consolidation 20 into 1	2017/10/17
00092	Champion Technology Holdings Ltd.	Consolidation 20 into 1	2017/10/26
00622	Enerchina Holdings Ltd.	Consolidation 5 into 1	2017/11/07
00648	China Wah Yan Healthcare Ltd.	Consolidation 20 into 1	2017/11/20
00932	RM Group Holdings Ltd.	Split 1 into 4	2017/12/05
00299	New Sports Group Ltd.	Consolidation 20 into 1	2017/12/21

# MAIN BOARD EQUITIES

## Rights Issues & Open Offers

for 4th quarter 2017

Month	Code	Company	Ratio	Funds raised (HK\$ mil.)
Oct	03311	China State Construction International Holdings Ltd.	Rts 1 for 8 @\$11.33	6,356.33
	00706	Beautiful China Holdings Co. Ltd.	Rts 3 for 4 @\$0.067	263.87
	00176	Superactive Group Co. Ltd.	Open offer 1 for 2 @\$0.50	338.76
Nov	00876	Mega Medical Technology Ltd.	Rts 1 for 3 @\$0.40	510.16
	00697	Shougang Concord International Enterprises Co. Ltd.	Open offer 1 for 1 @\$0.225	2,015.53
	02323	China HKBridge Holdings Ltd.	Rts 1 for 2 @\$2.20	1,610.40
	00948	Z-Obee Holdings Ltd.	Open offer 2 for 5 @US\$0.16 (after consolidation 20 into 1)	19.04
Dec	02380	China Power International Development Ltd.	Rts 1 for 3 @\$1.82	4,462.13
	00943	eForce Holdings Ltd.	Rts 4 for 1 @\$0.055	317.42
	00149	China Agri-Products Exchange Ltd.	Rts 5 for 1 @\$0.088	729.89
	00244	Sincere Co. Ltd., The	Rts 3 for 5 @\$0.27	93.04
	00495	Paladin Ltd.	Open offer 1 Convertible Note or 1 new share for 5 @\$0.25	19.38 *
	00515	TC Orient Lighting Holdings Ltd.	Rts 1 for 1 @\$0.13	133.85
	01227	National Investments Fund Ltd.	Rts 1 for 2 @\$0.035	42.04
<b>Total</b>				<b>16,911.83</b>

\* Fund raised amount excludes the portion from convertible notes



# MAIN BOARD EQUITIES

## Placing\*

Month	Code	Company	No. of new shares placed	Placing price (HK\$)	Funds raised (HK\$ mil.)	
2017						
Oct	00959	AMAX INT HOLD	30,000,000	0.3600	10.80	
	00030	BAN LOONG HOLD	908,025,360	0.2200	199.77	
	04615	BOJZ 17USDPREF	74,800,000	156.0000	11,668.80	
	03818	CHINA DONGXIANG	138,410,025	1.2600	174.40	
	02198	CHINA SANJIANG	196,896,000	2.2800	448.92	
	04614	CMB 17USDPREF	50,000,000	156.0000	7,800.00	
	00712	COMTEC SOLAR	190,912,714	0.2500	47.73	
	01093	CSPC PHARMA	189,000,000	12.4400	2,351.16	
	00547	DIGITAL DOMAIN	1,866,660,000	0.2250	420.00	
	00844	GREATIME INTL	82,388,000	0.8500	70.03	
	01682	HIGHLIGHT IOT	32,200,000	0.9300	29.95	
	01559	KWAN ON HLDGS	140,000,000	1.3000	182.00	
	01089	LEYOU TECH H	146,230,000	1.7000	248.59	
	01079	PINE TECH	141,316,956	0.6400	90.44	
	01385	SHANGHAI FUDAN	42,000,000	5.3300	223.86	
	00058	SUNWAY INT'L	1,070,000,000	0.0970	103.79	
	00732	TRULY INT'L	53,330,000	2.0200	107.73	
	04613	ZZBNK 17USDPREF	59,550,000	156.0000	9,289.80	
	Nov	00264	ASCENT INT'L	34,800,000	0.7050	24.53
		01803	BJ SPORTS & ENT	122,000,000	1.8800	229.36
01094		C P PROCUREMENT	268,586,000	0.2370	63.65	
01143		CH HCARE ENT	990,000,000	0.3000	297.00	
01282		CHINA GOLDJOY	862,068,000	0.5800	500.00	
00762		CHINA UNICOM	6,651,043,262	13.2400	88,059.81	
01378		CHINAHONGQIAO	806,640,670	6.8000	5,485.16	
01681		CONSUN PHARMA	43,585,680	6.6000	287.67	
00727		CROWNICORP	310,000,000	1.0800	334.80	
01580		DA SEN HLDGS	149,400,000	0.6000	89.64	
00936		EAGLE LEGEND	100,000,000	1.1000	110.00	
02341		ECOGREEN	100,000,000	1.5300	153.00	
01102		ENVIRO ENERGY	1,507,900,000	0.1300	196.03	
00141		GREAT CHINA	31,390,000	1.5000	47.09	
02280		HC INTL	87,642,857	7.0000	613.50	
00992		LENOVO GROUP	906,136,890	4.3100	3,905.45	
03301		RONSHINECHINA	142,452,500	8.5200	1,213.70	
01889		SANAI HEALTH GP	451,350,000	0.2400	108.32	
00970		SPARKLE ROLL	800,000,000	0.5681	454.48	
03939		WANGUO MINING	66,000,000	1.8600	122.76	
06169	YUHUA EDU	253,150,000	3.7000	936.66		
03737	ZHONGZHIPHARM	40,000,000	1.5300	61.20		
00948	Z-OBEE	200,846,247	1.2480	250.66		

## MAIN BOARD EQUITIES

Month	Code	Company	No. of new shares placed	Placing price (HK\$)	Funds raised (HK\$mil.)
Dec	00922	ANXIANYUAN CH	460,000,000	0.1000	46.00
	04616	BCQ 17USDPREF	37,500,000	156.0000	5,850.00
	02309	BIRMINGHAM SPTS	1,214,286,000	0.1400	170.00
	01908	C&D INTL GROUP	196,000,000	4.5100	883.96
	06818	CEB BANK	5,810,000,000	5.3283	30,957.42
	01282	CHINA GOLDJOY	1,666,664,000	0.6300	1,050.00
	01290	CHINA HUIRONG	50,000,000	1.1000	55.00
	00707	CO-PROSPERITY	1,175,944,000	0.4000	470.38
	00356	DT CAPITAL	379,900,000	0.0940	35.71
	00339	EARNEST INV	23,200,000	0.6800	15.78
	00221	EASY ONE FIN	92,000,000	0.2350	21.62
	01682	HIGHLIGHT IOT	103,950,000	0.7000	72.77
	01087	INVESTTECH HLDGS	195,000,000	0.3300	64.35
	02768	JIAYUAN INTL	232,000,000	6.1100	1,417.52
	02221	NEW CONCEPTS	10,164,000	3.7100	37.71
	00299	NEW SPORTS	340,521,351	0.5500	187.29
	00860	O LUXE HOLD	250,904,000	1.5000	376.36
	01140	OP FIN INV	740,000,000	2.1000	1,554.00
	06899	OURGAME	71,351,351	1.8500	132.00
	02668	PAK TAK INT'L	862,400,000	0.2240	193.18
	01478	Q TECH	20,000,000	10.8000	216.00
	00766	SINO PROSPER GP	118,500,000	0.1050	12.44
	00981	SMIC	241,418,625	10.6500	2,571.11
	00580	SUN.KING ELEC	200,000,000	1.7200	344.00
	01918	SUNAC	251,500,000	31.1000	7,821.65
	02608	SUNSHINE 100	235,055,000	3.1000	728.67
	02012	SUNSHINE OIL	60,606,500	0.2640	16.00
	00627	U-RIGHT INT'L	2,727,280,000	0.2200	600.00
	01728	ZHENGTONGAUTO	50,000,000	7.6000	380.00
<b>Total</b>					<b>193,293.12</b>

\* Due to the reporting time-lag, placing figures for the quarter are provisional.

# MAIN BOARD WARRANTS

## Warrant Trading Statistics

		Equity wts (HK\$ mil.)	Derivative wts (HK\$ mil.)	Total (HK\$ mil.)
2016	Q4	70.69	514,959.75	515,030.44
2017	Q1	81.08	725,133.37	725,214.45
	Q2	77.29	534,338.11	534,415.40
	Q3	18.64	795,264.76	795,283.40
	Q4	19.27	952,919.10	952,938.38

## Warrant Market Value

		Number	Equity wts (HK\$ mil.)	Number	Derivative wts (HK\$ mil.)	Total no.	Total (HK\$ mil.)
2016	Q4	8	847.55	3,705	42,844.32	3,713	43,691.87
2017	Q1	7	550.11	3,988	58,457.44	3,995	59,007.55
	Q2	8	507.43	4,360	96,450.95	4,368	96,958.38
	Q3	7	389.34	5,373	136,754.02	5,380	137,143.36
	Q4	7	236.46	6,094	165,919.23	6,101	166,155.69

## New Listing Statistics – Warrants

		No. of newly listed equity wts	No. of newly listed derivative wts	Amount raised (HK\$ mil.)
2016	Q4	0	1,200	23,813.28
2017	Q1	1	1,502	26,809.66
	Q2	3	1,532	29,325.10
	Q3	0	2,448	46,575.04
	Q4	0	2,507	54,250.29

## Newly Listed Equity Warrants

for 4th quarter 2017

Code	Equity warrants	Initial issued amount (HK\$)	Listing date	Expiry	Amount raised (HK\$ mil.)
					Nil
					Total
					-

# MAIN BOARD WARRANTS

## Newly Listed Derivative Warrants

for 4th quarter 2017

Code	Derivative warrants	No. of issue (units)	Listing date	Expiry	Amount raised (HK\$ mil.)
17198	BNP Paribas Issuance B.V. – ZTE European Wts Jul 2018 A	60,000,000	2017/10/03	2018/07/04	15.60
17208	Credit Suisse AG – China Life European Warrants Mar 2018 C	70,000,000	2017/10/03	2018/03/22	17.50
17207	Credit Suisse AG – Lee & Man Paper European Warrants Oct 18A	40,000,000	2017/10/03	2018/10/31	10.00
17215	Credit Suisse AG – Tencent Holdings European Wts Feb 2018 M	150,000,000	2017/10/03	2018/02/28	25.50
17228	Goldman Sachs SP (Asia) – AIA European Warrants Feb 2018 D	80,000,000	2017/10/03	2018/02/23	18.40
17232	Goldman Sachs SP (Asia) – China Mobile Euro Wts Feb 2018 E	100,000,000	2017/10/03	2018/02/23	32.50
17233	Goldman Sachs SP (Asia) – PetroChina European Wts Mar 2018 A	80,000,000	2017/10/03	2018/03/27	12.00
17231	Goldman Sachs SP (Asia) – Ping An European Wts Mar 2018 C	100,000,000	2017/10/03	2018/03/21	22.10
17188	Haitong Int'l Sec – BYD European Put Warrants Mar 2018 D	60,000,000	2017/10/03	2018/03/15	10.80
17181	Haitong Int'l Sec – CPIC European Warrants Jan 2018 A	70,000,000	2017/10/03	2018/01/24	10.50
17197	Haitong Int'l Sec – CPIC European Warrants Mar 2018 A	70,000,000	2017/10/03	2018/03/02	10.50
17178	Haitong Int'l Sec – China Shenhua European Warrants May 18 A	100,000,000	2017/10/03	2018/05/09	25.00
17175	Haitong Int'l Sec – ICBC European Warrants Apr 2018 A	60,000,000	2017/10/03	2018/04/09	18.00
17186	Haitong Int'l Sec – MTRC European Warrants Apr 2018 A	60,000,000	2017/10/03	2018/04/03	10.20
17180	Haitong Int'l Sec – New World Dev European Warrants Apr 18 A	30,000,000	2017/10/03	2018/04/03	11.40
17184	Haitong Int'l Sec – Wharf European Warrants Feb 2018 A	40,000,000	2017/10/03	2018/02/27	13.60
17219	J P Morgan SP BV – China Coal European Warrants Mar 2018 A	70,000,000	2017/10/03	2018/03/09	10.99
17224	J P Morgan SP BV – China Life European Warrants Aug 2018 A	100,000,000	2017/10/03	2018/08/31	15.10
17217	J P Morgan SP BV – IGG European Warrants Mar 2018 B	70,000,000	2017/10/03	2018/03/16	10.85
17218	J P Morgan SP BV – Meitu European Warrants Mar 2018 A	60,000,000	2017/10/03	2018/03/07	10.74
17216	J P Morgan SP BV – Nine Dragons European Warrants Apr 2018 A	60,000,000	2017/10/03	2018/04/30	15.00
17220	J P Morgan SP BV – ZTE European Warrants Apr 2018 A	60,000,000	2017/10/03	2018/04/30	15.00
17199	Macquarie Bank Ltd. – Longfor PPT European Wts Apr 2018 A	40,000,000	2017/10/03	2018/04/04	10.00
17203	Macquarie Bank Ltd. – Tencent European Warrants May 2018 B	6,500,000	2017/10/03	2018/05/03	10.02
17204	Macquarie Bank Ltd. – Tencent European Warrants May 2018 C	10,000,000	2017/10/03	2018/05/03	10.00
17190	SG Issuer – Ch Mob European Warrants Apr 2018 B	60,000,000	2017/10/03	2018/04/06	15.00
17194	SG Issuer – Galaxy Ent European Warrants Apr 2018 B	60,000,000	2017/10/03	2018/04/06	15.00
17195	SG Issuer – Galaxy Ent European Put Warrants May 2018 B	40,000,000	2017/10/03	2018/05/04	16.80
17196	SG Issuer – Sands China European Put Warrants Apr 2018 C	40,000,000	2017/10/03	2018/04/06	10.60
17288	BOCI Asia Ltd. – Evergrande European Warrants Mar 2018 A	20,000,000	2017/10/04	2018/03/26	10.38
17284	BOCI Asia Ltd. – SUNAC European Warrants Mar 2018 A	20,000,000	2017/10/04	2018/03/29	10.28
17292	Goldman Sachs SP (Asia) – China Mobile Euro Wts Mar 2018 A	80,000,000	2017/10/04	2018/03/22	22.32
17293	Goldman Sachs SP (Asia) – ICBC European Warrants Mar 2018 C	80,000,000	2017/10/04	2018/03/05	17.60
17289	Goldman Sachs SP (Asia) – Tencent European Wt Mar 2018 I	200,000,000	2017/10/04	2018/03/27	45.00
17291	Goldman Sachs SP (Asia) – Tencent European Wt Mar 2018 J	200,000,000	2017/10/04	2018/03/22	30.40
17294	Goldman Sachs SP (Asia) – Tencent European Wt Mar 2018 K	200,000,000	2017/10/04	2018/03/26	38.60
17253	HK Bank – CC Bank European Warrants Apr 2018 A	40,000,000	2017/10/04	2018/04/03	14.00
17258	HK Bank – China Life European Warrants Mar 2018 A	80,000,000	2017/10/04	2018/03/22	12.00
17271	HK Bank – HSI European Put Warrants Mar 2018 G	150,000,000	2017/10/04	2018/03/28	22.50
17255	HK Bank – ICBC European Warrants Apr 2018 A	40,000,000	2017/10/04	2018/04/03	12.00
17262	HK Bank – Ping An European Warrants Apr 2018 A	50,000,000	2017/10/04	2018/04/03	17.50
17273	J P Morgan SP BV – HSI European Warrants Jan 2019 A	300,000,000	2017/10/04	2019/01/30	45.60

# MAIN BOARD WARRANTS

Code	Derivative warrants	No. of issue			Amount raised (HK\$ mil.)
		(units)	Listing date	Expiry	
17280	J P Morgan SP BV – Tencent European Warrants Feb 2018 G	200,000,000	2017/10/04	2018/02/21	30.60
17235	Macquarie Bank Ltd. – HSBC European Warrants Apr 2018 D	5,000,000	2017/10/04	2018/04/04	10.49
17244	Macquarie Bank Ltd. – HSBC European Warrants Aug 2018 B	30,000,000	2017/10/04	2018/08/02	10.02
17250	Macquarie Bank Ltd. – HSBC European Put Warrants Apr 2018 E	9,000,000	2017/10/04	2018/04/04	10.68
17252	Macquarie Bank Ltd. – Stanchart European Warrants Apr 2018 A	16,000,000	2017/10/04	2018/04/04	10.51
17281	UBS AG – Tencent Holdings European Warrants Mar 2018 C	300,000,000	2017/10/04	2018/03/22	52.80
26674 #	HK Bank – Minsheng Bank European Warrants Dec 2018 A	80,000,000	2017/10/04	2018/12/04	11.44
17334	BOCI Asia Ltd. – ICBC European Warrants Jul 2018 A	100,000,000	2017/10/06	2018/07/30	18.90
17333	BOCI Asia Ltd. – Ping An European Warrants Mar 2018 B	100,000,000	2017/10/06	2018/03/02	18.50
17330	Credit Suisse AG – BYD European Warrants Jul 2019 A	100,000,000	2017/10/06	2019/07/31	25.00
17331	Credit Suisse AG – China State Con European Warrants Dec 18A	40,000,000	2017/10/06	2018/12/31	10.00
17328	Credit Suisse AG – IGG European Warrants Apr 2018 A	40,000,000	2017/10/06	2018/04/20	10.00
17327	Credit Suisse AG – Stanchart European Warrants Apr 2018 A	30,000,000	2017/10/06	2018/04/06	12.00
17325	Credit Suisse AG – SUNAC European Warrants Apr 2018 A	15,000,000	2017/10/06	2018/04/30	10.50
17329	Credit Suisse AG – Wharf European Warrants Feb 2018 B	30,000,000	2017/10/06	2018/02/28	10.20
17313	HK Bank – BYD European Warrants Dec 2018 B	150,000,000	2017/10/06	2018/12/31	37.50
17310	HK Bank – BYD European Warrants Jun 2019 A	150,000,000	2017/10/06	2019/06/28	37.50
17306	HK Bank – PetroChina European Warrants Apr 2018 A	40,000,000	2017/10/06	2018/04/30	10.00
17302	HK Bank – Tencent European Warrants Feb 2018 D	150,000,000	2017/10/06	2018/02/09	27.00
17301	HK Bank – Tencent European Warrants Jun 2018 B	150,000,000	2017/10/06	2018/06/26	22.50
17316	Macquarie Bank Ltd. – BYD European Put Warrants Oct 2019 A	40,000,000	2017/10/06	2019/10/03	10.00
17332	Macquarie Bank Ltd. – BYD Electronic European Wts Sep 2018 A	18,000,000	2017/10/06	2018/09/14	10.06
17295	Macquarie Bank Ltd. – Jiangxi Copper European Wts May 2018 A	8,000,000	2017/10/06	2018/05/03	10.08
17318	Macquarie Bank Ltd. – Meitu European Warrants Jul 2018 A	36,000,000	2017/10/06	2018/07/04	10.62
17315	Macquarie Bank Ltd. – PetroChina European Wts Jun 2018 A	37,000,000	2017/10/06	2018/06/04	10.03
17312	SG Issuer – BYD European Warrants Nov 2019 A	120,000,000	2017/10/06	2019/11/05	30.00
17311	SG Issuer – ZTE European Warrants May 2018 A	40,000,000	2017/10/06	2018/05/04	10.00
17299	Bank Vontobel – BOC HK European Warrants Jul 2018 A	80,000,000	2017/10/06	2018/07/09	20.88
17297	Bank Vontobel – BOCL European Warrants Aug 2018 A	80,000,000	2017/10/06	2018/08/24	15.44
17298	Bank Vontobel – China Shenhua European Warrants Sep 2018 A	80,000,000	2017/10/06	2018/09/26	20.88
17300	Bank Vontobel – China Unicom European Warrants Dec 2018 A	100,000,000	2017/10/06	2018/12/19	15.50
17296	Bank Vontobel – Sands China European Warrants Apr 2018 A	90,000,000	2017/10/06	2018/04/09	24.30
17359	BOCI Asia Ltd. – BYD European Warrants Mar 2019 A	200,000,000	2017/10/09	2019/03/29	50.00
17353	BOCI Asia Ltd. – Country Garden European Warrants Jul 2018 A	100,000,000	2017/10/09	2018/07/30	15.00
17368	BOCI Asia Ltd. – Ping An European Warrants May 2018 A	100,000,000	2017/10/09	2018/05/28	25.20
17350	BOCI Asia Ltd. – Sands China European Warrants Mar 2018 C	100,000,000	2017/10/09	2018/03/26	21.10
17356	BOCI Asia Ltd. – Tencent Holdings European Wts Feb 2018 G	200,000,000	2017/10/09	2018/02/21	30.00
17357	BOCI Asia Ltd. – Tencent Holdings European Wts Mar 2018 E	200,000,000	2017/10/09	2018/03/26	47.40
17355	BOCI Asia Ltd. – Tencent Holdings European Wts Jun 2018 C	200,000,000	2017/10/09	2018/06/25	36.80
17358	BOCI Asia Ltd. – Tencent Holdings European Put Wts Mar 2018F	100,000,000	2017/10/09	2018/03/26	26.20
17352	BOCI Asia Ltd. – ZTE European Warrants Apr 2018 A	50,000,000	2017/10/09	2018/04/23	12.65
17337	BNP Paribas Issuance B.V. – BOCL European Wts May 2018 A	40,000,000	2017/10/09	2018/05/03	10.00
17338	BNP Paribas Issuance B.V. – BYD European Wts Apr 2018 C	30,000,000	2017/10/09	2018/04/04	20.10
17336	BNP Paribas Issuance B.V. – CITIC Sec Euro Wts Jan 2019 A	40,000,000	2017/10/09	2019/01/03	10.00

# MAIN BOARD WARRANTS

Code	Derivative warrants	No. of issue			Amount raised (HK\$ mil.)
		(units)	Listing date	Expiry	
17366	Credit Suisse AG – China Cinda European Warrants Mar 2018 B	50,000,000	2017/10/09	2018/03/02	10.00
17364	Credit Suisse AG – CKH Holdings European Warrants Feb 2018 B	50,000,000	2017/10/09	2018/02/02	10.00
17362	Credit Suisse AG – Jiangxi Copper European Wts Aug 2018 A	80,000,000	2017/10/09	2018/08/21	16.40
17367	Credit Suisse AG – China Mengniu European Wts Jul 2018 A	40,000,000	2017/10/09	2018/07/31	10.00
17376	Goldman Sachs SP (Asia) – AIA European Warrants Jan 2018 C	80,000,000	2017/10/09	2018/01/15	13.04
17374	Goldman Sachs SP (Asia) – BYD European Warrants Apr 2018 C	40,000,000	2017/10/09	2018/04/30	10.00
17373	Goldman Sachs SP (Asia) – CC Bank European Wts Mar 2018 B	80,000,000	2017/10/09	2018/03/27	13.84
17372	Goldman Sachs SP (Asia) – HSBC European Warrants Jan 2018 H	80,000,000	2017/10/09	2018/01/09	23.68
17377	Goldman Sachs SP (Asia) – Ping An European Wts Mar 2018 D	100,000,000	2017/10/09	2018/03/23	15.00
17345	HK Bank – HSI European Put Warrants Mar 2018 H	180,000,000	2017/10/09	2018/03/28	27.00
17347	Macquarie Bank Ltd. – Tencent European Warrants May 2018 D	40,000,000	2017/10/09	2018/05/03	13.64
17349	Macquarie Bank Ltd. – Tencent European Warrants May 2018 E	8,000,000	2017/10/09	2018/05/03	17.85
17344	Bank Vontobel – CC Bank European Warrants Apr 2018 A	50,000,000	2017/10/09	2018/04/09	12.85
17339	Bank Vontobel – China Mobile European Warrants Apr 2018 A	40,000,000	2017/10/09	2018/04/09	10.12
17342	Bank Vontobel – Greatwall Motor European Warrants Oct 2018 A	80,000,000	2017/10/09	2018/10/15	12.24
17341	Bank Vontobel – JIANG European Warrants Aug 2018 A	80,000,000	2017/10/09	2018/08/01	20.08
17343	Bank Vontobel – Tencent European Put Warrants Mar 2018 C	100,000,000	2017/10/09	2018/03/26	21.00
17426	Goldman Sachs SP (Asia) – AIA European Warrants Jan 2018 D	80,000,000	2017/10/10	2018/01/10	13.52
17428	Goldman Sachs SP (Asia) – Ch Comm Cons Euro Wts Apr 2018 A	25,000,000	2017/10/10	2018/04/10	10.00
17425	Goldman Sachs SP (Asia) – HKEX European Warrants Apr 2018 A	150,000,000	2017/10/10	2018/04/24	22.50
17424	Goldman Sachs SP (Asia) – HSI European Put Wts Mar 2018 E	150,000,000	2017/10/10	2018/03/28	22.50
17427	Goldman Sachs SP (Asia) – Ping An European Wts Feb 2018 C	80,000,000	2017/10/10	2018/02/26	22.40
17399	HK Bank – AIA European Warrants Apr 2018 A	50,000,000	2017/10/10	2018/04/09	12.50
17404	HK Bank – AIA European Warrants May 2018 A	50,000,000	2017/10/10	2018/05/31	19.00
17382	Haitong Int'l Sec – AIA European Warrants Apr 2018 A	60,000,000	2017/10/10	2018/04/16	15.00
17379	Haitong Int'l Sec – HKEX European Put Warrants Apr 2018 A	100,000,000	2017/10/10	2018/04/23	15.00
17378	Haitong Int'l Sec – HSBC European Put Warrants Apr 2018 A	60,000,000	2017/10/10	2018/04/16	21.00
17409	Haitong Int'l Sec – HSI European Warrants Jun 2018 A	150,000,000	2017/10/10	2018/06/28	38.25
17410	Haitong Int'l Sec – HSI European Put Warrants Jun 2018 B	150,000,000	2017/10/10	2018/06/28	37.50
17380	Haitong Int'l Sec – Ping An European Put Warrants Jan 2018 E	70,000,000	2017/10/10	2018/01/31	14.00
17381	Haitong Int'l Sec – Tencent European Put Warrants Apr 2018 B	100,000,000	2017/10/10	2018/04/16	25.00
17419	J P Morgan SP BV – AIA European Warrants Feb 2018 B	100,000,000	2017/10/10	2018/02/28	15.20
17423	J P Morgan SP BV – Sands China European Warrants May 2018 A	100,000,000	2017/10/10	2018/05/03	25.10
17414	Macquarie Bank Ltd. – BYD European Warrants Jul 2018 B	8,000,000	2017/10/10	2018/07/04	10.02
17415	Macquarie Bank Ltd. – China Life European Wts May 2018 B	6,000,000	2017/10/10	2018/05/03	10.04
17417	Macquarie Bank Ltd. – Tencent European Put Wts May 2018 F	5,000,000	2017/10/10	2018/05/03	14.65
17383	SG Issuer – AIA European Warrants Mar 2018 A	80,000,000	2017/10/10	2018/03/05	19.20
17386	SG Issuer – BYD European Warrants Jun 2018 A	10,000,000	2017/10/10	2018/06/05	10.00
17388	SG Issuer – CCCCL European Warrants Dec 2018 A	80,000,000	2017/10/10	2018/12/05	12.00
17387	SG Issuer – CITIC Bank European Warrants May 2018 A	27,000,000	2017/10/10	2018/05/04	10.13
17406	SG Issuer – CNOOC European Warrants May 2018 A	25,000,000	2017/10/10	2018/05/04	10.00
17389	SG Issuer – China Tel European Warrants May 2018 A	32,000,000	2017/10/10	2018/05/04	10.08
17390	SG Issuer – Huaneng Power European Warrants Jun 2018 A	20,000,000	2017/10/10	2018/06/05	10.00
17391	SG Issuer – JIANG European Warrants Sep 2018 A	80,000,000	2017/10/10	2018/09/04	12.80

# MAIN BOARD WARRANTS

Code	Derivative warrants	No. of issue			Amount raised (HK\$ mil.)
		(units)	Listing date	Expiry	
17392	SG Issuer – SHK Ppt European Warrants Jun 2018 A	15,000,000	2017/10/10	2018/06/05	10.05
17407	SG Issuer – Zijin Mining European Warrants Jun 2018 A	32,000,000	2017/10/10	2018/06/05	10.08
17393	UBS AG – Sands China European Warrants Apr 2018 A	70,000,000	2017/10/10	2018/04/09	17.50
17398	UBS AG – Wynn Macau European Warrants Apr 2018 A	70,000,000	2017/10/10	2018/04/09	17.50
17442	BOCI Asia Ltd. – AIA European Warrants Apr 2018 A	100,000,000	2017/10/11	2018/04/23	25.20
17443	BOCI Asia Ltd. – CC Bank European Warrants Mar 2018 B	100,000,000	2017/10/11	2018/03/28	15.10
17438	BOCI Asia Ltd. – CNOOC European Warrants Mar 2018 A	100,000,000	2017/10/11	2018/03/14	28.20
17445	BOCI Asia Ltd. – Geely Auto European Warrants Apr 2018 A	100,000,000	2017/10/11	2018/04/23	28.20
17444	BOCI Asia Ltd. – ICBC European Warrants Feb 2018 C	100,000,000	2017/10/11	2018/02/26	16.90
17455	Credit Suisse AG – AIA European Warrants Feb 2018 B	70,000,000	2017/10/11	2018/02/20	10.50
17451	Credit Suisse AG – Zijin Mining European Warrants Feb 2018 A	45,000,000	2017/10/11	2018/02/28	10.13
17457	Goldman Sachs SP (Asia) – AIA European Warrants Mar 2018 A	80,000,000	2017/10/11	2018/03/27	12.00
17460	Goldman Sachs SP (Asia) – CC Bank European Wts Feb 2018 F	80,000,000	2017/10/11	2018/02/23	31.52
17459	Goldman Sachs SP (Asia) – CC Bank European Wts Mar 2018 C	80,000,000	2017/10/11	2018/03/26	16.32
17458	Goldman Sachs SP (Asia) – CNOOC European Warrants Mar 2018 B	80,000,000	2017/10/11	2018/03/14	19.44
17462	Goldman Sachs SP (Asia) – ICBC European Warrants Mar 2018 D	80,000,000	2017/10/11	2018/03/27	18.08
17449	J P Morgan SP BV – ICBC European Warrants May 2018 A	100,000,000	2017/10/11	2018/05/07	26.00
17450	J P Morgan SP BV – ICBC European Put Wts Feb 2018 D	100,000,000	2017/10/11	2018/02/28	16.70
17437	Macquarie Bank Ltd. – CNBM European Warrants May 2018 A	26,000,000	2017/10/11	2018/05/03	10.01
17431	Macquarie Bank Ltd. – Geely Auto European Wts Apr 2018 B	33,000,000	2017/10/11	2018/04/04	10.07
17434	SG Issuer – Geely Auto European Warrants May 2018 E	40,000,000	2017/10/11	2018/05/04	10.00
17435	SG Issuer – ICBC European Warrants May 2018 A	60,000,000	2017/10/11	2018/05/04	15.00
17429	SG Issuer – MGM China European Warrants Aug 2018 A	40,000,000	2017/10/11	2018/08/03	10.00
17436	SG Issuer – Sands China European Warrants Jun 2018 A	60,000,000	2017/10/11	2018/06/05	15.00
17433	SG Issuer – Wynn European Warrants May 2018 A	40,000,000	2017/10/11	2018/05/04	10.00
17447	UBS AG – HSCEI European Warrants Nov 2018 A	100,000,000	2017/10/11	2018/11/29	16.90
17448	UBS AG – ICBC European Warrants Apr 2018 A	70,000,000	2017/10/11	2018/04/23	17.50
17446	UBS AG – ZTE European Warrants Apr 2018 B	50,000,000	2017/10/11	2018/04/23	12.50
17526	Credit Suisse AG – CC Bank European Warrants Apr 2018 A	50,000,000	2017/10/12	2018/04/20	12.50
17528	Credit Suisse AG – Geely Auto European Warrants Apr 2018 B	80,000,000	2017/10/12	2018/04/30	20.00
17525	Credit Suisse AG – ICBC European Warrants Apr 2018 A	50,000,000	2017/10/12	2018/04/20	12.50
17523	Credit Suisse AG – ZTE European Warrants Apr 2018 B	35,000,000	2017/10/12	2018/04/20	10.15
17510	Goldman Sachs SP (Asia) – CC Bank European Wts Feb 2018 G	80,000,000	2017/10/12	2018/02/23	12.00
17503	Goldman Sachs SP (Asia) – Geely Auto European Wts Apr 2018 B	80,000,000	2017/10/12	2018/04/12	20.00
17505	Goldman Sachs SP (Asia) – HKEX European Warrants May 2018 C	150,000,000	2017/10/12	2018/05/29	22.50
17501	Goldman Sachs SP (Asia) – HSBC European Warrants Jan 2018 I	100,000,000	2017/10/12	2018/01/24	15.00
17511	Goldman Sachs SP (Asia) – HSBC European Warrants Jan 2018 J	100,000,000	2017/10/12	2018/01/26	31.00
17507	Goldman Sachs SP (Asia) – Tencent European Wt Jun 2018 C	200,000,000	2017/10/12	2018/06/22	30.00
17487	HK Bank – CC Bank European Warrants Mar 2018 B	50,000,000	2017/10/12	2018/03/23	12.50
17491	HK Bank – Geely Auto European Warrants Apr 2018 B	100,000,000	2017/10/12	2018/04/30	25.00
17486	HK Bank – ICBC European Warrants Feb 2018 B	60,000,000	2017/10/12	2018/02/27	12.00
17489	HK Bank – Ping An European Warrants Mar 2018 B	60,000,000	2017/10/12	2018/03/21	18.60
17473	Haitong Int'l Sec – Agricultural Bk European Warrants Jun18A	60,000,000	2017/10/12	2018/06/01	15.00
17478	Haitong Int'l Sec – BOCL European Warrants Apr 2018 A	60,000,000	2017/10/12	2018/04/23	15.00



# MAIN BOARD WARRANTS

Code	Derivative warrants	No. of issue			Amount raised (HK\$ mil.)
		(units)	Listing date	Expiry	
17477	Haitong Int'l Sec - BOCL European Warrants May 2018 A	70,000,000	2017/10/12	2018/05/28	10.50
17484	Haitong Int'l Sec - HSCEI European Warrants Apr 2018 A	150,000,000	2017/10/12	2018/04/27	29.85
17485	Haitong Int'l Sec - HSCEI European Warrants Dec 2018 A	150,000,000	2017/10/12	2018/12/28	33.75
17480	Haitong Int'l Sec - HSI European Warrants Mar 2018 G	150,000,000	2017/10/12	2018/03/28	26.10
17482	Haitong Int'l Sec - HSI European Warrants Apr 2018 A	300,000,000	2017/10/12	2018/04/27	47.70
17483	Haitong Int'l Sec - HSI European Put Warrants Mar 2018 H	150,000,000	2017/10/12	2018/03/28	25.95
17479	Haitong Int'l Sec - HTSC European Warrants Jun 2018 A	80,000,000	2017/10/12	2018/06/01	20.00
17466	Haitong Int'l Sec - ICBC European Warrants Apr 2018 B	60,000,000	2017/10/12	2018/04/23	16.20
17472	Haitong Int'l Sec - ICBC European Warrants May 2018 A	60,000,000	2017/10/12	2018/05/02	15.00
17529	J P Morgan SP BV - BYD European Warrants Apr 2019 A	150,000,000	2017/10/12	2019/04/30	37.65
17532	J P Morgan SP BV - CITIC Bank European Warrants Feb 2018 A	100,000,000	2017/10/12	2018/02/01	15.30
17465	Macquarie Bank Ltd. - AIA European Warrants Feb 2018 A	40,000,000	2017/10/12	2018/02/02	10.04
17518	Macquarie Bank Ltd. - CC Bank European Warrants Apr 2018 C	29,000,000	2017/10/12	2018/04/04	10.09
17464	Macquarie Bank Ltd. - CNOOC European Warrants May 2018 B	25,000,000	2017/10/12	2018/05/03	10.20
17522	Macquarie Bank Ltd. - Evergrande European Wts Jun 2018 A	9,200,000	2017/10/12	2018/06/04	10.01
17520	Macquarie Bank Ltd. - Evergrande European Wts Oct 2018 A	8,300,000	2017/10/12	2018/10/04	10.01
17492	SG Issuer - BOCL European Put Warrants May 2018 A	50,000,000	2017/10/12	2018/05/04	10.00
17494	SG Issuer - CCB European Put Warrants May 2018 A	40,000,000	2017/10/12	2018/05/04	11.40
17493	SG Issuer - China Cinda European Warrants May 2018 A	40,000,000	2017/10/12	2018/05/04	10.00
17496	SG Issuer - HKEX European Put Warrants Apr 2018 E	100,000,000	2017/10/12	2018/04/06	18.00
17497	SG Issuer - HSBC European Put Warrants Jun 2018 A	60,000,000	2017/10/12	2018/06/05	15.00
17495	SG Issuer - HSI European Put Warrants Mar 2018 J	150,000,000	2017/10/12	2018/03/28	23.25
17498	SG Issuer - Ping An European Put Warrants May 2018 B	60,000,000	2017/10/12	2018/05/04	15.30
17499	SG Issuer - Tencent European Put Warrants Apr 2018 J	150,000,000	2017/10/12	2018/04/04	36.75
17516	UBS AG - CC Bank European Put Warrants Feb 2018 B	70,000,000	2017/10/12	2018/02/26	19.32
17512	UBS AG - Geely Auto European Warrants Apr 2018 B	100,000,000	2017/10/12	2018/04/11	25.00
17513	UBS AG - Geely Auto European Put Warrants Mar 2018 D	50,000,000	2017/10/12	2018/03/22	14.35
17515	UBS AG - ICBC European Put Warrants Feb 2018 C	70,000,000	2017/10/12	2018/02/23	11.20
17544	BOCI Asia Ltd. - BYD European Warrants Jul 2019 A	200,000,000	2017/10/13	2019/07/24	47.20
17542	BOCI Asia Ltd. - Geely Auto European Warrants Apr 2018 B	100,000,000	2017/10/13	2018/04/16	25.30
17554	Credit Suisse AG - Ch Comm Cons European Warrants Apr 2018 A	20,000,000	2017/10/13	2018/04/12	11.60
17552	Credit Suisse AG - China Huarong European Warrants Apr 2018A	40,000,000	2017/10/13	2018/04/30	10.00
17555	Credit Suisse AG - A50 China European Warrants Mar 2018 A	50,000,000	2017/10/13	2018/03/29	10.00
17551	Credit Suisse AG - Geely Auto European Warrants Apr 2018 C	40,000,000	2017/10/13	2018/04/30	13.60
17553	Credit Suisse AG - Shenzhen Int'l European Wts Sep 2018 B	40,000,000	2017/10/13	2018/09/28	10.00
17559	Goldman Sachs SP (Asia) - CC Bank European Wts Mar 2018 D	80,000,000	2017/10/13	2018/03/27	12.00
17557	Goldman Sachs SP (Asia) - CSOP A50 ETF Euro Wts Feb 2018 B	80,000,000	2017/10/13	2018/02/26	40.08
17561	Goldman Sachs SP (Asia) - HSBC European Warrants Mar 2018 B	100,000,000	2017/10/13	2018/03/27	15.00
17558	Goldman Sachs SP (Asia) - ICBC European Warrants Apr 2018 A	80,000,000	2017/10/13	2018/04/16	20.00
17560	Goldman Sachs SP (Asia) - SUNAC European Warrants Apr 2018 B	30,000,000	2017/10/13	2018/04/30	11.22
17537	Haitong Int'l Sec - AIA European Warrants Mar 2018 A	70,000,000	2017/10/13	2018/03/27	10.50
17535	Haitong Int'l Sec - BOCom European Warrants Feb 2018 A	40,000,000	2017/10/13	2018/02/27	10.80
17536	Haitong Int'l Sec - BOCom European Warrants Jun 2018 A	40,000,000	2017/10/13	2018/06/11	10.00
17538	Haitong Int'l Sec - CKH European Warrants Apr 2018 A	40,000,000	2017/10/13	2018/04/23	10.00



# MAIN BOARD WARRANTS

Code	Derivative warrants	No. of issue			Amount raised (HK\$ mil.)
		(units)	Listing date	Expiry	
17533	Haitong Int'l Sec - China Mobile European Wts Apr 2018 A	60,000,000	2017/10/13	2018/04/30	15.60
17534	Haitong Int'l Sec - HSBC European Warrants Mar 2018 B	60,000,000	2017/10/13	2018/03/09	14.70
17549	J P Morgan SP BV - Chsouthcity European Warrants Jun 2018 A	60,000,000	2017/10/13	2018/06/01	19.62
17547	J P Morgan SP BV - Geely Auto European Warrants May 2018 A	100,000,000	2017/10/13	2018/05/03	34.40
17548	J P Morgan SP BV - Geely Auto European Put Warrants Apr 18 F	60,000,000	2017/10/13	2018/04/30	21.90
17545	Macquarie Bank Ltd. - Li Ning European Warrants Aug 2019 A	40,000,000	2017/10/13	2019/08/16	10.00
17541	UBS AG - AIA European Warrants Feb 2018 A	100,000,000	2017/10/13	2018/02/15	16.90
17539	UBS AG - China Life European Put Warrants Jan 2018 B	70,000,000	2017/10/13	2018/01/26	11.48
17581	Credit Suisse AG - Geely Auto European Put Wts Apr 2018 D	40,000,000	2017/10/16	2018/04/30	12.00
17583	Credit Suisse AG - Huaneng Power European Warrants Apr 2018A	25,000,000	2017/10/16	2018/04/30	10.00
17584	Credit Suisse AG - SMIC European Warrants Jan 2019 B	40,000,000	2017/10/16	2019/01/18	10.00
17593	Goldman Sachs SP (Asia) - AIA European Warrants Mar 2018 B	80,000,000	2017/10/16	2018/03/26	12.00
17589	Goldman Sachs SP (Asia) - CKA European Warrants Mar 2018 A	40,000,000	2017/10/16	2018/03/26	10.00
17588	Goldman Sachs SP (Asia) - Geely Auto European Wts Mar 2018 B	50,000,000	2017/10/16	2018/03/19	17.30
17590	Goldman Sachs SP (Asia) - HSBC European Warrants Mar 2018 C	100,000,000	2017/10/16	2018/03/27	15.00
17587	Goldman Sachs SP (Asia) - HSI European Put Wts Mar 2018 F	150,000,000	2017/10/16	2018/03/28	22.50
17580	Haitong Int'l Sec - BOCL European Warrants Feb 2019 A	50,000,000	2017/10/16	2019/02/28	12.50
17579	Haitong Int'l Sec - China Huarong European Warrants Apr 18 A	40,000,000	2017/10/16	2018/04/18	10.00
17577	Haitong Int'l Sec - Ch South City European Warrants May 18 A	60,000,000	2017/10/16	2018/05/25	20.40
17578	Haitong Int'l Sec - GJ Int'l European Warrants Jul 2018 A	30,000,000	2017/10/16	2018/07/30	11.10
17576	Haitong Int'l Sec - ICBC European Warrants Jun 2018 A	50,000,000	2017/10/16	2018/06/29	19.75
17575	Haitong Int'l Sec - Shenzhen Int'l European Warrants Sep 18A	40,000,000	2017/10/16	2018/09/28	10.00
17574	J P Morgan SP BV - HKEX European Warrants Jan 2018 B	100,000,000	2017/10/16	2018/01/31	53.70
17570	Macquarie Bank Ltd. - CGN Power European Warrants Oct 2018 A	35,000,000	2017/10/16	2018/10/03	10.01
17568	Macquarie Bank Ltd. - Ch Oilfield European Wts Oct 2019 A	40,000,000	2017/10/16	2019/10/16	10.00
17571	SG Issuer - BYD European Warrants May 2019 A	120,000,000	2017/10/16	2019/05/06	30.00
17572	SG Issuer - CKI Holdings European Warrants May 2018 A	22,000,000	2017/10/16	2018/05/04	10.01
17562	SG Issuer - Dongfeng European Warrants Jun 2018 A	11,000,000	2017/10/16	2018/06/05	10.01
17563	SG Issuer - Geely Auto European Warrants Jun 2018 B	35,000,000	2017/10/16	2018/06/05	10.15
17564	SG Issuer - Meitu European Warrants Jun 2018 A	50,000,000	2017/10/16	2018/06/05	12.50
17573	SG Issuer - Tencent European Warrants May 2018 D	200,000,000	2017/10/16	2018/05/04	31.00
17586	UBS AG - CGS European Warrants Jan 2018 A	30,000,000	2017/10/16	2018/01/29	10.26
17585	UBS AG - HTSC European Warrants Oct 2018 A	40,000,000	2017/10/16	2018/10/29	10.08
17566	Bank Vontobel - HSI European Warrants Mar 2018 C	100,000,000	2017/10/16	2018/03/28	15.10
17565	Bank Vontobel - HSI European Put Warrants Mar 2018 B	100,000,000	2017/10/16	2018/03/28	15.10
17635	BNP Paribas Issuance B.V. - Anta Sports Euro Wt Jul 2018 A	40,000,000	2017/10/17	2018/07/04	14.40
17617	BNP Paribas Issuance B.V. - CKH European Wts Jun 2018 A	30,000,000	2017/10/17	2018/06/04	13.20
17612	BNP Paribas Issuance B.V. - Minsheng Bk Euro Wt Aug 2018 A	40,000,000	2017/10/17	2018/08/02	11.60
17606	BNP Paribas Issuance B.V. - CRCC European Wts May 2018 A	30,000,000	2017/10/17	2018/05/03	11.40
17636	BNP Paribas Issuance B.V. - Chsouthcity Euro Wts Jul 2018 A	40,000,000	2017/10/17	2018/07/04	16.00
17611	BNP Paribas Issuance B.V. - HKEX European Wts Jul 2018 B	80,000,000	2017/10/17	2018/07/04	12.00
17615	BNP Paribas Issuance B.V. - HLand Dev Euro Wts Jul 2018 A	40,000,000	2017/10/17	2018/07/04	10.00
17608	BNP Paribas Issuance B.V. - HSI European Wts Apr 2018 A	60,000,000	2017/10/17	2018/04/27	15.00
17609	BNP Paribas Issuance B.V. - HSI Euro Put Wts Apr 2018 B	60,000,000	2017/10/17	2018/04/27	15.60

# MAIN BOARD WARRANTS

Code	Derivative warrants	No. of issue			Amount raised (HK\$ mil.)
		(units)	Listing date	Expiry	
17616	BNP Paribas Issuance B.V. – Sands China Euro Wt Jul 2018 B	40,000,000	2017/10/17	2018/07/04	10.40
17610	BNP Paribas Issuance B.V. – Tencent Euro Wts Oct 2018 D	80,000,000	2017/10/17	2018/10/03	20.00
17622	Bank of East Asia – BYD European Warrants Oct 2018 A	40,000,000	2017/10/17	2018/10/02	10.00
17620	Bank of East Asia – BYD European Warrants Dec 2018 C	40,000,000	2017/10/17	2018/12/31	10.04
17618	Bank of East Asia – BYD European Warrants May 2019 A	40,000,000	2017/10/17	2019/05/08	10.16
17649	Goldman Sachs SP (Asia) – AIA European Warrants Mar 2018 C	100,000,000	2017/10/17	2018/03/28	18.20
17647	Goldman Sachs SP (Asia) – HSBC European Warrants Mar 2018 D	100,000,000	2017/10/17	2018/03/26	25.50
17651	Goldman Sachs SP (Asia) – Ping An European Wts Feb 2018 D	100,000,000	2017/10/17	2018/02/23	28.90
17653	Goldman Sachs SP (Asia) – Ping An European Wts Mar 2018 E	100,000,000	2017/10/17	2018/03/26	15.00
17650	Goldman Sachs SP (Asia) – Tencent European Wt Apr 2018 D	150,000,000	2017/10/17	2018/04/27	40.05
17627	Haitong Int'l Sec – Henderson Land Dev European Wts Apr 18 A	40,000,000	2017/10/17	2018/04/18	15.28
17628	Haitong Int'l Sec – Henderson Land Dev European Wts Jun 18 A	40,000,000	2017/10/17	2018/06/29	10.00
17634	Haitong Int'l Sec – Li Ning European Warrants Aug 2019 A	50,000,000	2017/10/17	2019/08/08	13.85
17632	Haitong Int'l Sec – Meitu European Warrants Apr 2018 A	100,000,000	2017/10/17	2018/04/18	26.60
17633	Haitong Int'l Sec – SUNAC European Warrants May 2018 A	30,000,000	2017/10/17	2018/05/18	21.15
17629	Haitong Int'l Sec – ZTE European Warrants Apr 2018 B	40,000,000	2017/10/17	2018/04/18	17.36
17631	Haitong Int'l Sec – ZTE European Warrants Jun 2018 A	40,000,000	2017/10/17	2018/06/29	17.08
17644	J P Morgan SP BV – China East Air European Warrants Apr 18 A	40,000,000	2017/10/17	2018/04/30	12.32
17643	J P Morgan SP BV – CITIC European Warrants Mar 2018 A	40,000,000	2017/10/17	2018/03/01	10.12
17645	J P Morgan SP BV – China Tel European Warrants Apr 2018 A	70,000,000	2017/10/17	2018/04/30	10.57
17641	J P Morgan SP BV – Henderson Land Dev European Wt May 2018 A	60,000,000	2017/10/17	2018/05/03	15.00
17640	J P Morgan SP BV – HSBC European Warrants Apr 2018 B	100,000,000	2017/10/17	2018/04/30	15.30
17642	J P Morgan SP BV – New World Dev European Wts Apr 2018 B	50,000,000	2017/10/17	2018/04/30	15.70
17624	Macquarie Bank Ltd. – CITIC Sec European Warrants Jun 2018 A	38,000,000	2017/10/17	2018/06/04	10.03
17625	Macquarie Bank Ltd. – CITIC Sec European Warrants Dec 2018 A	40,000,000	2017/10/17	2018/12/04	10.04
17637	SG Issuer – HSBC European Warrants May 2018 D	100,000,000	2017/10/17	2018/05/04	16.50
17626	SG Issuer – ZTE European Warrants Apr 2018 B	40,000,000	2017/10/17	2018/04/16	10.00
17638	UBS AG – Geely Auto European Warrants Apr 2018 C	40,000,000	2017/10/17	2018/04/20	14.52
17595	Bank Vontobel – AIA European Warrants Apr 2018 A	60,000,000	2017/10/17	2018/04/16	15.48
17594	Bank Vontobel – HKEX European Warrants Jun 2018 A	100,000,000	2017/10/17	2018/06/01	15.30
17604	Bank Vontobel – HKEX European Warrants Jun 2018 B	150,000,000	2017/10/17	2018/06/29	29.85
17599	Bank Vontobel – HSBC European Put Warrants Apr 2018 C	40,000,000	2017/10/17	2018/04/16	10.04
17605	Bank Vontobel – Ping An European Warrants Jun 2018 A	50,000,000	2017/10/17	2018/06/29	24.50
17698	BOCI Asia Ltd. – China Life European Put Warrants Jun 2018 A	100,000,000	2017/10/18	2018/06/26	15.10
17696	BOCI Asia Ltd. – China Tel European Warrants Apr 2018 A	100,000,000	2017/10/18	2018/04/30	21.70
17697	BOCI Asia Ltd. – Geely Auto European Warrants Feb 2018 E	100,000,000	2017/10/18	2018/02/28	47.60
17691	BOCI Asia Ltd. – HSBC European Warrants Mar 2018 B	200,000,000	2017/10/18	2018/03/28	30.60
17692	BOCI Asia Ltd. – HSBC European Put Warrants Apr 2018 B	100,000,000	2017/10/18	2018/04/23	29.20
17693	BOCI Asia Ltd. – ZTE European Warrants Apr 2018 B	50,000,000	2017/10/18	2018/04/16	11.10
17670	Credit Suisse AG – HKEX European Warrants May 2018 C	150,000,000	2017/10/18	2018/05/31	22.50
17718	Goldman Sachs SP (Asia) – CITIC Bank European Wts Jan 2018 A	50,000,000	2017/10/18	2018/01/29	10.00
17656	Goldman Sachs SP (Asia) – CITIC Sec European Wts Nov 2018 A	80,000,000	2017/10/18	2018/11/27	12.00
17655	Goldman Sachs SP (Asia) – China Life Euro Wts May 2018 A	100,000,000	2017/10/18	2018/05/18	15.10
17657	Goldman Sachs SP (Asia) – Ch Overseas European Wts May 2018A	80,000,000	2017/10/18	2018/05/28	13.44

# MAIN BOARD WARRANTS

Code	Derivative warrants	No. of issue			Amount raised (HK\$ mil.)
		(units)	Listing date	Expiry	
17658	Goldman Sachs SP (Asia) – CRRC European Warrants Jan 2018 A	30,000,000	2017/10/18	2018/01/29	10.05
17660	Goldman Sachs SP (Asia) – CRRC European Warrants Feb 2018 A	30,000,000	2017/10/18	2018/02/28	10.02
17654	Goldman Sachs SP (Asia) – HSBC European Warrants Mar 2018 E	100,000,000	2017/10/18	2018/03/26	15.00
17717	Goldman Sachs SP (Asia) – PetroChina European Wts Jan 2018 C	80,000,000	2017/10/18	2018/01/25	12.00
17706	HK Bank – Geely Auto European Warrants Mar 2018 E	150,000,000	2017/10/18	2018/03/29	54.00
17707	HK Bank – Geely Auto European Warrants Mar 2018 F	150,000,000	2017/10/18	2018/03/22	75.00
17708	HK Bank – Geely Auto European Put Warrants Apr 2018 C	100,000,000	2017/10/18	2018/04/30	25.00
17709	HK Bank – Tencent European Put Warrants Mar 2018 D	100,000,000	2017/10/18	2018/03/19	21.00
17682	Haitong Int'l Sec – CC Bank European Warrants Feb 2018 B	68,000,000	2017/10/18	2018/02/26	10.88
17683	Haitong Int'l Sec – CC Bank European Warrants Jul 2018 A	50,000,000	2017/10/18	2018/07/09	17.00
17686	Haitong Int'l Sec – China Mobile European Wts Jul 2019 A	80,000,000	2017/10/18	2019/07/05	20.88
17680	Haitong Int'l Sec – Dongfeng European Warrants Mar 2018 A	15,000,000	2017/10/18	2018/03/28	13.95
17681	Haitong Int'l Sec – Dongfeng European Warrants Jul 2018 A	15,000,000	2017/10/18	2018/07/18	13.95
17699	Haitong Int'l Sec – GWMC European Warrants Dec 2018 A	100,000,000	2017/10/18	2018/12/28	25.00
17700	Haitong Int'l Sec – GWMC European Warrants Jun 2019 A	100,000,000	2017/10/18	2019/06/28	25.00
17677	Haitong Int'l Sec – New World Dev European Warrants Apr 18 B	28,000,000	2017/10/18	2018/04/18	20.44
17678	Haitong Int'l Sec – New World Dev European Warrants Jun 18 A	28,000,000	2017/10/18	2018/06/29	12.04
17687	Haitong Int'l Sec – Sands China European Warrants Mar 2018 A	50,000,000	2017/10/18	2018/03/27	10.25
17688	Haitong Int'l Sec – Sands China European Warrants Mar 2018 B	100,000,000	2017/10/18	2018/03/29	15.00
17675	Haitong Int'l Sec – SHK Ppt European Warrants Jun 2018 A	30,000,000	2017/10/18	2018/06/29	13.41
17689	Haitong Int'l Sec – Stanchart European Warrants Apr 2018 A	18,000,000	2017/10/18	2018/04/18	11.30
17690	Haitong Int'l Sec – Stanchart European Warrants Jun 2018 A	30,000,000	2017/10/18	2018/06/29	11.58
17714	J P Morgan SP BV – CNOOC European Warrants Mar 2018 A	100,000,000	2017/10/18	2018/03/14	30.20
17712	J P Morgan SP BV – COSCO Sh Hold European Warrants Apr 2018 A	60,000,000	2017/10/18	2018/04/17	24.24
17715	J P Morgan SP BV – HSBC European Warrants Jan 2018 E	100,000,000	2017/10/18	2018/01/31	18.30
17716	J P Morgan SP BV – Ping An European Warrants May 2018 B	100,000,000	2017/10/18	2018/05/02	25.10
17711	Macquarie Bank Ltd. – PICC Group European Wts Jun 2018 A	29,000,000	2017/10/18	2018/06/04	10.01
17674	Macquarie Bank Ltd. – Shimaop Ppt European Wts Mar 2019 A	19,000,000	2017/10/18	2019/03/19	10.30
17710	Macquarie Bank Ltd. – Tencent European Put Wts May 2018 G	40,000,000	2017/10/18	2018/05/03	14.52
17671	SG Issuer – China Tel European Warrants May 2018 B	43,000,000	2017/10/18	2018/05/04	10.11
17701	SG Issuer – Greatwall Motor European Warrants Sep 2018 A	80,000,000	2017/10/18	2018/09/03	13.60
17704	SG Issuer – Kingsoft European Warrants Aug 2018 A	40,000,000	2017/10/18	2018/08/03	10.00
17705	SG Issuer – SMIC European Warrants Dec 2018 A	60,000,000	2017/10/18	2018/12/05	15.00
17663	Bank Vontobel – CKA European Warrants Jun 2018 A	50,000,000	2017/10/18	2018/06/19	13.25
17669	Bank Vontobel – CKH European Warrants Jun 2018 A	40,000,000	2017/10/18	2018/06/29	10.04
17668	Bank Vontobel – Sinopec Corp European Warrants Apr 2018 A	60,000,000	2017/10/18	2018/04/03	10.80
17673	Bank Vontobel – CSOP A50 ETF European Warrants Feb 2018 A	40,000,000	2017/10/18	2018/02/28	10.28
17666	Bank Vontobel – CSOP A50 ETF European Warrants Jul 2018 A	40,000,000	2017/10/18	2018/07/09	10.60
17665	Bank Vontobel – SHK Ppt European Warrants May 2018 A	40,000,000	2017/10/18	2018/05/29	13.96
29978 #	Credit Suisse AG – Tencent Holdings European Wts Mar 2018 G	100,000,000	2017/10/18	2018/03/29	15.30
17733	Credit Suisse AG – CICC European Warrants Jun 2018 A	40,000,000	2017/10/19	2018/06/29	10.60
17730	Credit Suisse AG – CNOOC European Warrants Mar 2018 A	40,000,000	2017/10/19	2018/03/14	12.80
17729	Credit Suisse AG – HSBC European Wts Apr 2018 A	100,000,000	2017/10/19	2018/04/30	15.00
17731	Credit Suisse AG – NCI European Warrants May 2018 A	40,000,000	2017/10/19	2018/05/30	10.00

# MAIN BOARD WARRANTS

Code	Derivative warrants	No. of issue			Amount raised (HK\$ mil.)
		(units)	Listing date	Expiry	
17732	Credit Suisse AG – PICC Group European Warrants Mar 2018 A	70,000,000	2017/10/19	2018/03/02	10.50
17737	Goldman Sachs SP (Asia) – CKH European Wts Mar 2018 A	50,000,000	2017/10/19	2018/03/22	10.00
17738	Goldman Sachs SP (Asia) – Sinopec Corp Euro Wts Feb 2018 B	60,000,000	2017/10/19	2018/02/22	10.02
17742	Goldman Sachs SP (Asia) – China Tel European Wts Mar 2018 A	50,000,000	2017/10/19	2018/03/26	10.00
17719	Goldman Sachs SP (Asia) – Geely Auto European Wts Apr 2018 C	40,000,000	2017/10/19	2018/04/30	10.00
17724	Goldman Sachs SP (Asia) – Kingsoft European Wts Apr 2018 A	40,000,000	2017/10/19	2018/04/16	10.00
17720	Goldman Sachs SP (Asia) – PetroChina European Wts Feb 2018 C	80,000,000	2017/10/19	2018/02/27	14.48
17725	Goldman Sachs SP (Asia) – Sands China Euro Wts Mar 2018 C	80,000,000	2017/10/19	2018/03/28	12.00
17727	HK Bank – SHK Ppt European Warrants Apr 2018 A	40,000,000	2017/10/19	2018/04/30	14.00
17728	HK Bank – SMIC European Warrants Dec 2018 A	80,000,000	2017/10/19	2018/12/17	12.00
17736	J P Morgan SP BV – China Mob European Wts Jan 2018 B	100,000,000	2017/10/19	2018/01/31	23.40
17726	SG Issuer – Ch Mob European Warrants Jan 2018 B	60,000,000	2017/10/19	2018/01/31	11.40
17735	UBS AG – BYD European Warrants Mar 2019 A	200,000,000	2017/10/19	2019/03/18	50.00
17745	BOCI Asia Ltd. – AIA European Warrants Apr 2018 B	100,000,000	2017/10/20	2018/04/30	25.00
17746	BOCI Asia Ltd. – CKA European Warrants Mar 2018 A	60,000,000	2017/10/20	2018/03/26	15.72
17743	BOCI Asia Ltd. – HSBC European Warrants Mar 2018 C	200,000,000	2017/10/20	2018/03/27	32.20
17744	BOCI Asia Ltd. – PetroChina European Warrants Apr 2018 A	80,000,000	2017/10/20	2018/04/27	12.08
17780	Goldman Sachs SP (Asia) – CC Bank European Wts Apr 2018 A	80,000,000	2017/10/20	2018/04/30	23.92
17783	Goldman Sachs SP (Asia) – HSBC European Warrants Mar 2018 F	80,000,000	2017/10/20	2018/03/26	27.68
17782	Goldman Sachs SP (Asia) – ICBC European Warrants Mar 2018 E	80,000,000	2017/10/20	2018/03/28	30.64
17781	Goldman Sachs SP (Asia) – Ping An European Wts Feb 2018 E	80,000,000	2017/10/20	2018/02/22	12.40
17784	Goldman Sachs SP (Asia) – SHK Ppt European Wts Apr 2018 A	40,000,000	2017/10/20	2018/04/26	10.04
17759	HK Bank – AIA European Put Warrants Apr 2018 B	40,000,000	2017/10/20	2018/04/20	10.00
17760	HK Bank – China Life European Warrants Aug 2018 A	80,000,000	2017/10/20	2018/08/28	12.00
17756	HK Bank – Minsheng Bank European Warrants Apr 2018 A	30,000,000	2017/10/20	2018/04/30	12.00
17758	HK Bank – HSI European Put Warrants Mar 2018 I	150,000,000	2017/10/20	2018/03/28	22.50
17757	HK Bank – Sands China European Put Warrants Apr 2018 A	40,000,000	2017/10/20	2018/04/30	10.00
17785	J P Morgan SP BV – AIA European Put Warrants Apr 2018 B	100,000,000	2017/10/20	2018/04/30	25.20
17787	J P Morgan SP BV – China Gas Hold European Wts Jun 2018 A	60,000,000	2017/10/20	2018/06/04	15.48
17786	J P Morgan SP BV – China Cinda European Warrants Apr 2018 A	70,000,000	2017/10/20	2018/04/30	10.99
17789	J P Morgan SP BV – HSI European Warrants Aug 2018 A	300,000,000	2017/10/20	2018/08/30	75.00
10482	J P Morgan SP BV – N225 Index Euro Wts Jun 2018 A	100,000,000	2017/10/20	2018/06/08	25.90
10483	J P Morgan SP BV – N225 Idx Euro Put Wts Jun 2018 B	100,000,000	2017/10/20	2018/06/08	15.50
17788	J P Morgan SP BV – ZTE European Warrants Apr 2018 B	70,000,000	2017/10/20	2018/04/13	10.64
17764	Macquarie Bank Ltd. – BankComm European Warrants Oct 2018 A	19,000,000	2017/10/20	2018/10/03	10.47
17762	Macquarie Bank Ltd. – CRRC European Warrants Apr 2018 A	11,000,000	2017/10/20	2018/04/23	10.04
17763	Macquarie Bank Ltd. – PCCW European Warrants Oct 2018 A	25,000,000	2017/10/20	2018/10/15	10.00
17753	Macquarie Bank Ltd. – Tencent European Warrants May 2018 H	40,000,000	2017/10/20	2018/05/03	22.24
17747	Macquarie Bank Ltd. – ZTE European Warrants Feb 2019 A	16,000,000	2017/10/20	2019/02/04	10.10
17767	SG Issuer – AIA European Warrants Mar 2018 B	80,000,000	2017/10/20	2018/03/29	12.00
17768	SG Issuer – CPIC Eur Wt Apr 2018 B	30,000,000	2017/10/20	2018/04/30	10.05
17771	SG Issuer – CRCC European Warrants Apr 2018 A	15,000,000	2017/10/20	2018/04/30	10.05
17772	SG Issuer – CRRC European Warrants Apr 2018 A	14,000,000	2017/10/20	2018/04/30	10.08
17765	SG Issuer – CSOP A50 ETF European Warrants Apr 2018 A	30,000,000	2017/10/20	2018/04/30	10.05

# MAIN BOARD WARRANTS

Code	Derivative warrants	No. of issue			Amount raised (HK\$ mil.)
		(units)	Listing date	Expiry	
17766	SG Issuer – A50 China European Warrants Apr 2018 A	20,000,000	2017/10/20	2018/04/30	10.00
17775	SG Issuer – Lenovo European Warrants Apr 2018 A	40,000,000	2017/10/20	2018/04/30	10.00
17778	SG Issuer – NCI European Warrants Apr 2018 A	23,000,000	2017/10/20	2018/04/30	10.12
17779	SG Issuer – Tencent European Warrants Mar 2018 M	200,000,000	2017/10/20	2018/03/29	30.00
17751	Bank Vontobel – China Life European Warrants May 2018 A	100,000,000	2017/10/20	2018/05/02	25.20
17750	Bank Vontobel – CNOOC European Warrants Apr 2018 A	40,000,000	2017/10/20	2018/04/19	12.92
17749	Bank Vontobel – China Overseas European Warrants Jun 2018 A	80,000,000	2017/10/20	2018/06/04	20.24
17752	Bank Vontobel – ICBC European Warrants Apr 2018 B	50,000,000	2017/10/20	2018/04/27	12.65
17748	Bank Vontobel – Sands China European Warrants May 2018 A	80,000,000	2017/10/20	2018/05/02	22.72
17829	BOCI Asia Ltd. – ICBC European Warrants Apr 2018 A	100,000,000	2017/10/23	2018/04/09	21.60
17828	BOCI Asia Ltd. – SUNAC European Warrants Apr 2018 A	20,000,000	2017/10/23	2018/04/23	11.56
17801	BNP Paribas Issuance B.V. – Ch Comm Cons Eur Wt Dec 2018 A	80,000,000	2017/10/23	2018/12/04	12.00
17798	BNP Paribas Issuance B.V. – CRRC European Wts Aug 2018 A	40,000,000	2017/10/23	2018/08/02	12.00
17800	BNP Paribas Issuance B.V. – Nine Dragons Eur Wt May 2018 A	50,000,000	2017/10/23	2018/05/03	12.50
17799	BNP Paribas Issuance B.V. – ZTE European Wts May 2018 C	50,000,000	2017/10/23	2018/05/03	14.00
17832	Credit Suisse AG – China Cinda European Warrants May 2018 A	60,000,000	2017/10/23	2018/05/28	10.02
17833	Credit Suisse AG – GCL-Poly Energy European Wts Sep 2018 B	60,000,000	2017/10/23	2018/09/28	15.00
17831	Credit Suisse AG – Nexteer European Warrants Apr 2018 A	40,000,000	2017/10/23	2018/04/30	10.00
17849	Goldman Sachs SP (Asia) – CC Bank European Wts Apr 2018 B	80,000,000	2017/10/23	2018/04/13	12.00
17851	Goldman Sachs SP (Asia) – Greatwall Motor Eur Wts Aug 2018 A	80,000,000	2017/10/23	2018/08/20	12.00
17844	Goldman Sachs SP (Asia) – HKEX European Warrants Jan 2018 C	30,000,000	2017/10/23	2018/01/26	10.02
17842	Goldman Sachs SP (Asia) – HKEX European Warrants May 2018 D	150,000,000	2017/10/23	2018/05/28	22.50
17848	Goldman Sachs SP (Asia) – Tencent European Wt Jan 2018 G	30,000,000	2017/10/23	2018/01/26	10.02
17804	HK Bank – Greatwall Motor European Warrants Oct 2018 B	100,000,000	2017/10/23	2018/10/25	15.00
17802	HK Bank – HKEX European Put Warrants Feb 2018 C	100,000,000	2017/10/23	2018/02/23	15.00
17803	HK Bank – Tencent European Warrants Mar 2018 E	150,000,000	2017/10/23	2018/03/23	22.50
17810	Haitong Int'l Sec – China East Air European Warrants Jun 18A	20,000,000	2017/10/23	2018/06/29	13.40
17818	Haitong Int'l Sec – CPIC European Warrants Jun 2018 A	40,000,000	2017/10/23	2018/06/29	13.52
17819	Haitong Int'l Sec – CPIC European Warrants Jun 2018 B	40,000,000	2017/10/23	2018/06/29	10.00
17816	Haitong Int'l Sec – CRRC European Warrants Apr 2018 A	20,000,000	2017/10/23	2018/04/30	14.20
17811	Haitong Int'l Sec – Global Brands European Warrants Aug 18 A	60,000,000	2017/10/23	2018/08/08	16.80
17827	Haitong Int'l Sec – HN Renewables European Wts Aug 2018 A	25,000,000	2017/10/23	2018/08/08	11.50
17815	Haitong Int'l Sec – NCI European Warrants May 2018 A	50,000,000	2017/10/23	2018/05/18	18.55
17814	Haitong Int'l Sec – NCI European Warrants Oct 2018 A	50,000,000	2017/10/23	2018/10/30	20.25
17812	Haitong Int'l Sec – SMIC European Warrants Oct 2018 A	80,000,000	2017/10/23	2018/10/18	20.00
17813	Haitong Int'l Sec – Zoomlion European Warrants Aug 2018 A	15,000,000	2017/10/23	2018/08/08	10.50
17840	J P Morgan SP BV – Foxconn European Warrants Jun 2018 A	60,000,000	2017/10/23	2018/06/11	10.32
17839	J P Morgan SP BV – GJ Int'l European Warrants Apr 2018 A	60,000,000	2017/10/23	2018/04/30	15.18
17838	J P Morgan SP BV – Ping An European Warrants Dec 2019 A	100,000,000	2017/10/23	2019/12/31	25.80
17835	Macquarie Bank Ltd. – GCL-Poly Energy European Wts Apr 2019B	32,000,000	2017/10/23	2019/04/02	10.02
17790	Macquarie Bank Ltd. – Geely Auto European Wts May 2018 E	33,000,000	2017/10/23	2018/05/02	10.03
17792	Macquarie Bank Ltd. – Ping An European Warrants May 2018 C	20,000,000	2017/10/23	2018/05/03	10.06
17820	SG Issuer – Fosun Intl European Warrants Apr 2018 A	40,000,000	2017/10/23	2018/04/30	10.00
17821	SG Issuer – Geely Auto European Warrants Mar 2018 E	30,000,000	2017/10/23	2018/03/29	10.50



# MAIN BOARD WARRANTS

Code	Derivative warrants	No. of issue			Amount raised (HK\$ mil.)
		(units)	Listing date	Expiry	
17825	SG Issuer – HKEX European Warrants Feb 2018 E	16,000,000	2017/10/23	2018/02/28	10.40
17823	SG Issuer – HSCEI European Warrants Aug 2018 B	150,000,000	2017/10/23	2018/08/30	37.50
17824	SG Issuer – HSI European Warrants Mar 2018 K	150,000,000	2017/10/23	2018/03/28	22.50
17794	SG Issuer – HSI European Put Warrants Apr 2018 H	150,000,000	2017/10/23	2018/04/27	37.50
17796	SG Issuer – HSI European Put Warrants Apr 2018 I	150,000,000	2017/10/23	2018/04/27	37.50
17826	SG Issuer – Tencent European Warrants Feb 2018 H	20,000,000	2017/10/23	2018/02/28	16.60
17808	UBS AG – Greatwall Motor European Warrants Feb 2018 B	15,000,000	2017/10/23	2018/02/23	11.04
17806	UBS AG – HKEX European Put Warrants Mar 2018 C	200,000,000	2017/10/23	2018/03/21	30.80
17809	UBS AG – Nine Dragons European Warrants Apr 2018 A	50,000,000	2017/10/23	2018/04/23	10.30
17836	UBS AG – Tencent Holdings European Put Warrants Apr 2018 D	200,000,000	2017/10/23	2018/04/23	62.00
28978 #	Credit Suisse AG – HKEX European Warrants Mar 2018 A	120,000,000	2017/10/23	2018/03/29	10.44
17861	BNP Paribas Issuance B.V. – CGS European Warrants May 2018 A	30,000,000	2017/10/24	2018/05/03	11.70
17858	BNP Paribas Issuance B.V. – China Cinda Eur Wts Oct 2018 A	40,000,000	2017/10/24	2018/10/03	10.40
17860	BNP Paribas Issuance B.V. – Ch Molybdenum Eur Wts Aug 2018 A	40,000,000	2017/10/24	2018/08/02	32.40
17859	BNP Paribas Issuance B.V. – Haitong Sec Eu Wts Apr 2019 A	60,000,000	2017/10/24	2019/04/02	15.00
17882	Credit Suisse AG – Fosun Intl European Warrants May 2018 A	50,000,000	2017/10/24	2018/05/31	12.50
17883	Credit Suisse AG – HKEX European Warrants Feb 2018 E	40,000,000	2017/10/24	2018/02/28	21.60
17886	Goldman Sachs SP (Asia) – BOC HK European Wts Feb 2018 A	80,000,000	2017/10/24	2018/02/26	12.32
17887	Goldman Sachs SP (Asia) – HKEX European Warrants Jun 2018 B	150,000,000	2017/10/24	2018/06/15	22.50
17889	Goldman Sachs SP (Asia) – Tencent European Wt Feb 2018 Q	30,000,000	2017/10/24	2018/02/23	24.63
17873	HK Bank – China Mobile European Warrants Feb 2018 A	40,000,000	2017/10/24	2018/02/27	12.80
17868	HK Bank – Sunny Optical European Warrants May 2018 A	100,000,000	2017/10/24	2018/05/31	30.00
17871	HK Bank – Sunny Optical European Warrants Jul 2018 A	100,000,000	2017/10/24	2018/07/31	25.00
17885	J P Morgan SP BV – GCL-Poly European Warrants Aug 2018 A	60,000,000	2017/10/24	2018/08/31	15.06
17884	J P Morgan SP BV – Greatwall Motor European Wts Oct 2018 B	60,000,000	2017/10/24	2018/10/24	10.08
17867	Macquarie Bank Ltd. – Fosun Intl European Warrants Oct 2018A	29,000,000	2017/10/24	2018/10/12	10.01
17876	Macquarie Bank Ltd. – Sh Pharma European Warrants Oct 2018 A	35,000,000	2017/10/24	2018/10/16	10.01
17877	Macquarie Bank Ltd. – Tencent European Warrants Apr 2018 K	34,000,000	2017/10/24	2018/04/25	10.03
17879	SG Issuer – AGBK European Warrants Apr 2018 B	40,000,000	2017/10/24	2018/04/30	10.00
17880	SG Issuer – CMB European Warrants Apr 2018 B	50,000,000	2017/10/24	2018/04/30	10.25
17865	UBS AG – BYD European Warrants Apr 2018 B	50,000,000	2017/10/24	2018/04/23	48.20
17862	UBS AG – China EB Int'l European Warrants Nov 2018 A	40,000,000	2017/10/24	2018/11/26	10.00
17864	UBS AG – Huaneng Power European Warrants Feb 2018 A	70,000,000	2017/10/24	2018/02/21	11.20
17863	UBS AG – ZTE European Warrants May 2018 A	40,000,000	2017/10/24	2018/05/09	12.44
17852	Bank Vontobel – BOCL European Warrants Dec 2018 A	80,000,000	2017/10/24	2018/12/27	20.16
17853	Bank Vontobel – CC Bank European Warrants Mar 2018 A	50,000,000	2017/10/24	2018/03/02	10.65
17857	Bank Vontobel – China Shenhua European Warrants May 2018 A	80,000,000	2017/10/24	2018/05/03	13.60
17856	Bank Vontobel – Greatwall Motor European Warrants Oct 2018 B	80,000,000	2017/10/24	2018/10/31	13.36
17854	Bank Vontobel – Tencent European Put Warrants Apr 2018 A	100,000,000	2017/10/24	2018/04/30	25.30
17951	BOCI Asia Ltd. – Agricultural Bk European Wts Mar 2018 A	100,000,000	2017/10/25	2018/03/29	15.20
17952	BOCI Asia Ltd. – Minsheng Bank European Warrants Jul 2018 A	50,000,000	2017/10/25	2018/07/26	20.75
17956	BOCI Asia Ltd. – China Mobile European Warrants Mar 2018 B	200,000,000	2017/10/25	2018/03/23	47.80
17954	BOCI Asia Ltd. – China Shenhua European Warrants May 2018 A	80,000,000	2017/10/25	2018/05/02	12.16
17953	BOCI Asia Ltd. – JIANC European Warrants Sep 2018 A	100,000,000	2017/10/25	2018/09/24	15.00

# MAIN BOARD WARRANTS

Code	Derivative warrants	No. of issue			Amount raised (HK\$ mil.)
		(units)	Listing date	Expiry	
17955	BOCI Asia Ltd. – Meitu European Warrants Apr 2018 A	100,000,000	2017/10/25	2018/04/16	22.00
17900	BNP Paribas Issuance B.V. – Geely Auto Euro Wts Jul 2018 E	60,000,000	2017/10/25	2018/07/04	18.60
17940	Credit Suisse AG – China EB Ltd European Warrants Oct 2018 A	40,000,000	2017/10/25	2018/10/31	10.00
17936	Credit Suisse AG – CSDC European Warrants Mar 2018 A	60,000,000	2017/10/25	2018/03/01	10.02
17937	Credit Suisse AG – COSCO Sh Hold European Warrants Apr 2018A	20,000,000	2017/10/25	2018/04/30	10.00
17933	Credit Suisse AG – GAC European Warrants May 2018 A	40,000,000	2017/10/25	2018/05/18	10.00
17934	Credit Suisse AG – Haier Elec European Warrants Apr 2018 A	40,000,000	2017/10/25	2018/04/30	10.00
17939	Credit Suisse AG – Ping An European Warrants Feb 2018 D	100,000,000	2017/10/25	2018/02/28	15.00
17944	Goldman Sachs SP (Asia) – China Mobile Euro Wts Apr 2018 A	100,000,000	2017/10/25	2018/04/25	25.00
17943	Goldman Sachs SP (Asia) – China Unicom Euro Wts Mar 2018 A	50,000,000	2017/10/25	2018/03/27	21.05
17945	Goldman Sachs SP (Asia) – China Unicom Euro Wts Dec 2018 A	100,000,000	2017/10/25	2018/12/19	15.00
17950	Goldman Sachs SP (Asia) – Geely Auto European Wts Feb 2018 C	80,000,000	2017/10/25	2018/02/23	26.00
17948	Goldman Sachs SP (Asia) – HKEX European Warrants Feb 2018 D	30,000,000	2017/10/25	2018/02/23	10.02
17949	Goldman Sachs SP (Asia) – Tencent European Put Wt Apr 2018 E	150,000,000	2017/10/25	2018/04/25	36.15
17916	HK Bank – China Life European Warrants Apr 2018 B	100,000,000	2017/10/25	2018/04/06	15.00
17917	HK Bank – Ping An European Warrants Feb 2018 B	80,000,000	2017/10/25	2018/02/27	12.00
17918	HK Bank – Sunny Optical European Warrants Mar 2018 B	100,000,000	2017/10/25	2018/03/29	15.00
17892	Haitong Int'l Sec – BOC HK European Warrants May 2018 A	50,000,000	2017/10/25	2018/05/30	12.50
17913	Haitong Int'l Sec – China Mobile European Wts Jan 2018 C	100,000,000	2017/10/25	2018/01/30	24.50
17914	Haitong Int'l Sec – China Mobile European Wts Jun 2018 A	100,000,000	2017/10/25	2018/06/29	43.70
17890	Haitong Int'l Sec – CRRC European Warrants Jun 2018 A	25,000,000	2017/10/25	2018/06/08	12.00
17911	Haitong Int'l Sec – Tencent European Warrants Mar 2018 F	200,000,000	2017/10/25	2018/03/23	30.00
17912	Haitong Int'l Sec – Tencent European Warrants Mar 2018 G	200,000,000	2017/10/25	2018/03/05	30.20
17941	J P Morgan SP BV – Sinopec Corp European Warrants May 2018 A	100,000,000	2017/10/25	2018/05/02	25.70
17942	J P Morgan SP BV – Sunny Optical European Warrants Mar 2018B	100,000,000	2017/10/25	2018/03/29	15.00
17896	Macquarie Bank Ltd. – CC Bank European Warrants May 2018 A	33,000,000	2017/10/25	2018/05/03	10.10
17932	Macquarie Bank Ltd. – China Gas Hold Euro Wts Dec 2018 A	23,000,000	2017/10/25	2018/12/14	10.28
17931	Macquarie Bank Ltd. – Want Want China European Wts Nov 2018A	15,000,000	2017/10/25	2018/11/02	10.01
17919	SG Issuer – China Life European Warrants Mar 2018 C	150,000,000	2017/10/25	2018/03/29	22.50
17920	SG Issuer – Meitu European Warrants Mar 2018 B	50,000,000	2017/10/25	2018/03/21	12.75
17897	SG Issuer – Ping An European Warrants Mar 2018 F	100,000,000	2017/10/25	2018/03/29	16.50
17899	SG Issuer – Ping An European Warrants Apr 2018 C	100,000,000	2017/10/25	2018/04/30	15.00
17922	UBS AG – China Life European Warrants Apr 2018 B	100,000,000	2017/10/25	2018/04/06	15.10
17923	UBS AG – GAC European Warrants Jul 2018 A	70,000,000	2017/10/25	2018/07/10	17.50
17929	UBS AG – Meitu European Warrants Mar 2018 A	70,000,000	2017/10/25	2018/03/07	14.56
17925	UBS AG – PICC Group European Warrants Feb 2018 A	70,000,000	2017/10/25	2018/02/26	10.92
17910	Bank Vontobel – BOCL European Warrants Apr 2018 A	80,000,000	2017/10/25	2018/04/25	12.00
17907	Bank Vontobel – China Mobile European Warrants May 2018 A	40,000,000	2017/10/25	2018/05/02	20.04
17909	Bank Vontobel – JIANG European Warrants Oct 2018 A	80,000,000	2017/10/25	2018/10/02	12.16
17904	Bank Vontobel – Tencent European Warrants May 2018 B	100,000,000	2017/10/25	2018/05/18	15.20
29757 #	Credit Suisse AG – China Life European Warrants Jan 2018 C	130,000,000	2017/10/25	2018/01/29	10.14
17981	Credit Suisse AG – Cathay Pacific European Wts Apr 2018 A	20,000,000	2017/10/26	2018/04/25	16.00
17978	Credit Suisse AG – China Shenhua European Wts May 2018 A	70,000,000	2017/10/26	2018/05/02	10.50
17986	Credit Suisse AG – Dongfeng Motor European Warrants Feb 18 A	30,000,000	2017/10/26	2018/02/28	18.00

# MAIN BOARD WARRANTS

Code	Derivative warrants	No. of issue			Amount raised (HK\$ mil.)
		(units)	Listing date	Expiry	
17977	Credit Suisse AG – Jiangxi Copper European Wts Sep 2018 A	80,000,000	2017/10/26	2018/09/24	12.00
17979	Credit Suisse AG – Meitu European Warrants Mar 2018 B	70,000,000	2017/10/26	2018/03/21	18.20
17985	Credit Suisse AG – Ping An European Warrants Feb 2018 E	100,000,000	2017/10/26	2018/02/28	30.00
17987	Credit Suisse AG – Ping An European Warrants Mar 2018 B	100,000,000	2017/10/26	2018/03/29	17.00
17982	Credit Suisse AG – SUNAC European Warrants Apr 2018 B	15,000,000	2017/10/26	2018/04/30	12.00
18002	Goldman Sachs SP (Asia) – Agri Bk European Wts Jan 2018 B	80,000,000	2017/10/26	2018/01/29	12.00
18001	Goldman Sachs SP (Asia) – China Life Euro Wts Aug 2018 A	100,000,000	2017/10/26	2018/08/28	15.00
17994	Goldman Sachs SP (Asia) – HKEX European Warrants Jun 2018 C	150,000,000	2017/10/26	2018/06/26	23.55
17969	HK Bank – China Railway European Warrants Apr 2018 A	30,000,000	2017/10/26	2018/04/30	10.50
17967	HK Bank – CSOP A50 ETF European Warrants Apr 2018 A	20,000,000	2017/10/26	2018/04/30	12.00
17968	HK Bank – Meitu European Warrants Apr 2018 A	60,000,000	2017/10/26	2018/04/30	15.00
17960	HK Bank – ZTE European Warrants Apr 2018 A	60,000,000	2017/10/26	2018/04/30	15.00
17990	J P Morgan SP BV – CNBM European Warrants May 2018 A	60,000,000	2017/10/26	2018/05/02	27.42
17988	J P Morgan SP BV – Nine Dragons European Warrants Jun 2018 A	80,000,000	2017/10/26	2018/06/04	12.96
17993	J P Morgan SP BV – Sh Petrochem European Warrants Mar 2018 A	38,000,000	2017/10/26	2018/03/02	10.18
17976	Macquarie Bank Ltd. – Chow Tai Fook European Wts Apr 2019 A	40,000,000	2017/10/26	2019/04/15	10.00
17973	Macquarie Bank Ltd. – GAC European Wts Aug 2018 A	40,000,000	2017/10/26	2018/08/02	10.00
17975	Macquarie Bank Ltd. – GAC European Put Warrants May 2018 C	32,500,000	2017/10/26	2018/05/02	10.11
17958	Macquarie Bank Ltd. – Ping An European Put Warrants May 18 D	24,000,000	2017/10/26	2018/05/03	10.03
17959	Macquarie Bank Ltd. – SUNAC European Warrants Aug 2018 A	11,000,000	2017/10/26	2018/08/02	10.26
17971	UBS AG – Haitong Sec European Warrants Apr 2018 A	20,000,000	2017/10/26	2018/04/25	10.18
17972	UBS AG – Nine Dragons European Warrants Jun 2018 B	50,000,000	2017/10/26	2018/06/22	12.50
17970	UBS AG – Tencent Holdings European Warrants Feb 2018 I	300,000,000	2017/10/26	2018/02/28	47.40
17962	Bank Vontobel – HKEX European Warrants Jun 2018 C	150,000,000	2017/10/26	2018/06/04	38.85
17961	Bank Vontobel – HSBC European Warrants May 2018 A	40,000,000	2017/10/26	2018/05/30	20.44
17963	Bank Vontobel – Tencent European Warrants Jun 2018 A	100,000,000	2017/10/26	2018/06/19	41.80
16681 #	Credit Suisse AG – Tencent Holdings European Wts Mar 2018 H	100,000,000	2017/10/26	2018/03/29	13.20
18031	BNP Paribas Issuance B.V. – CNBM European Wts May 2018 A	30,000,000	2017/10/27	2018/05/03	17.70
18015	BNP Paribas Issuance B.V. – GAC European Warrants Dec 2018 B	60,000,000	2017/10/27	2018/12/04	16.80
18016	BNP Paribas Issuance B.V. – Greatwall Motor Eu Wt Nov 2018 B	80,000,000	2017/10/27	2018/11/02	12.80
18017	BNP Paribas Issuance B.V. – New World Dev Eu Wt Jul 2018 A	40,000,000	2017/10/27	2018/07/04	10.80
18044	Credit Suisse AG – CNBM European Warrants May 2018 A	25,000,000	2017/10/27	2018/05/02	11.00
18053	Credit Suisse AG – China Railway European Warrants Mar 2018A	30,000,000	2017/10/27	2018/03/12	10.50
18049	Credit Suisse AG – CSOP A50 ETF European Warrants Feb 2018 A	40,000,000	2017/10/27	2018/02/28	12.40
18051	Credit Suisse AG – GAC European Warrants Jul 2018 A	70,000,000	2017/10/27	2018/07/30	17.50
18050	Credit Suisse AG – Nine Dragons European Warrants Jun 2018 A	60,000,000	2017/10/27	2018/06/04	11.40
18046	Credit Suisse AG – CRRC Times European Warrants May 2018 A	30,000,000	2017/10/27	2018/05/30	12.45
18054	Goldman Sachs SP (Asia) – China Mobile Euro Wts Jan 2018 C	95,000,000	2017/10/27	2018/01/29	14.25
18055	Goldman Sachs SP (Asia) – Tencent European Wt Mar 2018 L	150,000,000	2017/10/27	2018/03/23	34.95
18023	HK Bank – BYD European Warrants Sep 2018 A	100,000,000	2017/10/27	2018/09/21	16.00
18022	HK Bank – BYD European Warrants Dec 2018 C	100,000,000	2017/10/27	2018/12/20	15.00
18020	HK Bank – GAC European Warrants Apr 2018 A	50,000,000	2017/10/27	2018/04/30	12.50
18019	HK Bank – Geely Auto European Warrants Mar 2018 G	100,000,000	2017/10/27	2018/03/26	58.00
18028	Haitong Int'l Sec – CM Bank European Warrants May 2018 A	80,000,000	2017/10/27	2018/05/08	20.00



# MAIN BOARD WARRANTS

Code	Derivative warrants	No. of issue			Amount raised (HK\$ mil.)
		(units)	Listing date	Expiry	
18029	Haitong Int'l Sec - CM Bank European Warrants Aug 2018 A	80,000,000	2017/10/27	2018/08/16	20.00
18027	Haitong Int'l Sec - CNBM European Warrants May 2018 A	25,000,000	2017/10/27	2018/05/03	16.25
18030	Haitong Int'l Sec - Ch Unicom European Warrants Dec 2018 A	100,000,000	2017/10/27	2018/12/19	15.00
18043	J P Morgan SP BV - GAC European Warrants Jun 2018 A	60,000,000	2017/10/27	2018/06/29	15.06
18042	J P Morgan SP BV - Kingdee Intl European Warrants May 2018 A	60,000,000	2017/10/27	2018/05/02	22.86
18040	J P Morgan SP BV - Ping An European Put Warrants Apr 2018 B	100,000,000	2017/10/27	2018/04/30	36.50
18038	J P Morgan SP BV - Tencent European Warrants Mar 2018 J	300,000,000	2017/10/27	2018/03/22	45.00
18036	Macquarie Bank Ltd. - CICC European Warrants Aug 2018 A	31,500,000	2017/10/27	2018/08/15	10.05
18034	Macquarie Bank Ltd. - Ch Molybdenum European Wts Jun 2018 A	15,000,000	2017/10/27	2018/06/15	10.44
18037	Macquarie Bank Ltd. - CNBM European Put Warrants Oct 2018 A	9,000,000	2017/10/27	2018/10/03	10.02
18033	Macquarie Bank Ltd. - Kingdee Int'l European Wts May 2018 A	20,000,000	2017/10/27	2018/05/16	10.00
18026	Macquarie Bank Ltd. - Nexteer European Warrants Jul 2018 A	39,000,000	2017/10/27	2018/07/13	10.06
18025	SG Issuer - CNBM European Warrants Apr 2018 B	18,000,000	2017/10/27	2018/04/30	10.08
18024	SG Issuer - Cathay Pacific European Warrants May 2018 A	10,000,000	2017/10/27	2018/05/31	10.00
18003	SG Issuer - HSCEI European Put Warrants May 2018 A	150,000,000	2017/10/27	2018/05/30	37.50
18006	SG Issuer - HSI European Put Warrants May 2018 C	150,000,000	2017/10/27	2018/05/30	37.50
18032	UBS AG - China National Building European Wts Apr 2018 A	30,000,000	2017/10/27	2018/04/26	17.28
18007	Bank Vontobel - AIA European Warrants May 2018 A	60,000,000	2017/10/27	2018/05/02	29.28
18012	Bank Vontobel - Sinopec Corp European Warrants May 2018 A	50,000,000	2017/10/27	2018/05/30	19.90
18008	Bank Vontobel - Geely Auto European Warrants May 2018 A	50,000,000	2017/10/27	2018/05/02	13.05
18009	Bank Vontobel - Geely Auto European Warrants Jun 2018 A	50,000,000	2017/10/27	2018/06/01	12.65
18011	Bank Vontobel - Ping An European Warrants Jul 2018 A	50,000,000	2017/10/27	2018/07/30	49.00
10485	BNP Paribas Issuance B.V. - AUD/USD European Wts Jun 2018 A	50,000,000	2017/10/30	2018/06/22	12.50
10486	BNP Paribas Issuance B.V. - AUD/USD Euro Put Wts Jun 2018 B	50,000,000	2017/10/30	2018/06/22	13.00
18082	BNP Paribas Issuance B.V. - China Life Euro Wts Feb 2019 A	60,000,000	2017/10/30	2019/02/04	15.00
10484	BNP Paribas Issuance B.V. - GBP/USD European Wts Jun 2018 A	50,000,000	2017/10/30	2018/06/22	12.50
10487	BNP Paribas Issuance B.V. - Gold European Wts Jun 2018 A	50,000,000	2017/10/30	2018/06/22	12.50
10488	BNP Paribas Issuance B.V. - Gold Euro Put Wts Jun 2018 B	50,000,000	2017/10/30	2018/06/22	12.50
18092	Goldman Sachs SP (Asia) - Galaxy Ent European Wts Mar 2018 B	80,000,000	2017/10/30	2018/03/12	25.12
18095	Goldman Sachs SP (Asia) - HSI European Put Wts Apr 2018 B	150,000,000	2017/10/30	2018/04/27	22.50
18089	Goldman Sachs SP (Asia) - Haitong Sec Euro Wts Feb 2018 A	30,000,000	2017/10/30	2018/02/26	10.20
18091	Goldman Sachs SP (Asia) - Lenovo European Wts Jan 2018 A	60,000,000	2017/10/30	2018/01/30	10.02
18090	Goldman Sachs SP (Asia) - Ping An European Wts Feb 2018 F	100,000,000	2017/10/30	2018/02/23	15.00
18093	Goldman Sachs SP (Asia) - Ping An European Wts Apr 2018 A	100,000,000	2017/10/30	2018/04/25	23.70
18071	HK Bank - China Life European Warrants Apr 2018 C	80,000,000	2017/10/30	2018/04/30	12.00
18060	Haitong Int'l Sec - Anhui Conch European Warrants Apr 2018 B	40,000,000	2017/10/30	2018/04/30	10.00
18061	Haitong Int'l Sec - CGN Power European Warrants Mar 2018 A	40,000,000	2017/10/30	2018/03/29	10.00
18062	Haitong Int'l Sec - CGN Power European Warrants Aug 2018 A	40,000,000	2017/10/30	2018/08/08	10.00
18083	Haitong Int'l Sec - China Life European Warrants Apr 2018 A	150,000,000	2017/10/30	2018/04/26	22.50
18069	Haitong Int'l Sec - China Life European Warrants May 2019 A	150,000,000	2017/10/30	2019/05/29	37.50
18058	Haitong Int'l Sec - Cathay Pacific European Warrants May 18A	12,000,000	2017/10/30	2018/05/21	10.56
18063	Haitong Int'l Sec - COSCO Sh Hold European Warrants Jun 18 A	20,000,000	2017/10/30	2018/06/19	12.20
18065	Haitong Int'l Sec - Ping An European Warrants Mar 2018 D	60,000,000	2017/10/30	2018/03/29	12.78
18068	Haitong Int'l Sec - Sunny Optical European Wts Jun 2018 B	100,000,000	2017/10/30	2018/06/29	18.80

# MAIN BOARD WARRANTS

Code	Derivative warrants	No. of issue			Amount raised (HK\$ mil.)
		(units)	Listing date	Expiry	
18064	Haitong Int'l Sec - Goldwind European Warrants Aug 2018 A	60,000,000	2017/10/30	2018/08/28	15.00
18059	Haitong Int'l Sec - ZTE European Warrants May 2018 A	40,000,000	2017/10/30	2018/05/30	14.36
18087	J P Morgan SP BV - Fosun Intl European Warrants Apr 2018 B	80,000,000	2017/10/30	2018/04/23	16.16
18088	J P Morgan SP BV - SMIC European Wts Oct 2018 A	60,000,000	2017/10/30	2018/10/09	11.28
18086	J P Morgan SP BV - Tencent European Warrants May 2018 B	250,000,000	2017/10/30	2018/05/30	37.50
18079	Macquarie Bank Ltd. - CNBM European Warrants Jun 2018 A	22,000,000	2017/10/30	2018/06/04	10.01
18072	Macquarie Bank Ltd. - Sunny Optical European Wts Sep 2018 A	40,000,000	2017/10/30	2018/09/21	10.00
18074	SG Issuer - China Life European Warrants Apr 2018 C	12,000,000	2017/10/30	2018/04/30	10.08
18075	SG Issuer - Ch Mob European Warrants Apr 2018 C	60,000,000	2017/10/30	2018/04/30	21.90
18076	SG Issuer - ChiUnicom European Warrants Apr 2018 B	10,000,000	2017/10/30	2018/04/30	10.50
18077	SG Issuer - GAC European Warrants May 2018 C	40,000,000	2017/10/30	2018/05/31	10.00
18084	UBS AG - Sands China European Put Warrants Mar 2018 A	50,000,000	2017/10/30	2018/03/22	11.50
18085	UBS AG - SJM Holdings European Warrants Apr 2018 A	20,000,000	2017/10/30	2018/04/30	10.18
18147	BOCI Asia Ltd. - BOCL European Warrants Jul 2018 A	100,000,000	2017/10/31	2018/07/30	15.50
18152	BOCI Asia Ltd. - China Life European Warrants Apr 2018 B	100,000,000	2017/10/31	2018/04/30	15.10
18137	BOCI Asia Ltd. - CM Bank European Warrants May 2018 A	100,000,000	2017/10/31	2018/05/31	25.50
18148	BOCI Asia Ltd. - GAC European Warrants Apr 2018 A	100,000,000	2017/10/31	2018/04/23	21.80
18143	BOCI Asia Ltd. - Kingsoft European Warrants Jul 2018 A	100,000,000	2017/10/31	2018/07/30	27.50
18150	BOCI Asia Ltd. - NCI European Warrants Apr 2018 A	50,000,000	2017/10/31	2018/04/25	19.90
18151	BOCI Asia Ltd. - Ping An European Warrants Feb 2018 B	200,000,000	2017/10/31	2018/02/22	52.60
18149	BOCI Asia Ltd. - Sands China European Warrants May 2018 A	100,000,000	2017/10/31	2018/05/21	25.00
18139	BOCI Asia Ltd. - Tencent Holdings European Wts Apr 2018 D	200,000,000	2017/10/31	2018/04/23	48.60
18141	BOCI Asia Ltd. - Tencent Holdings European Wts Jun 2018 D	200,000,000	2017/10/31	2018/06/04	43.60
18120	BNP Paribas Issuance B.V. - CNOOC European Wts Nov 2018 A	40,000,000	2017/10/31	2018/11/02	11.20
18097	BNP Paribas Issuance B.V. - CPIC European Wts Jun 2018 A	40,000,000	2017/10/31	2018/06/04	10.40
18119	BNP Paribas Issuance B.V. - Chi Res Land Eu Wt Dec 2018 A	60,000,000	2017/10/31	2018/12/04	15.60
18099	BNP Paribas Issuance B.V. - NCI European Wts May 2018 B	40,000,000	2017/10/31	2018/05/03	12.80
18101	BNP Paribas Issuance B.V. - PICC Group Euro Wts Jun 2018 A	40,000,000	2017/10/31	2018/06/04	10.00
18098	BNP Paribas Issuance B.V. - Ping An European Wt Oct 2018 B	40,000,000	2017/10/31	2018/10/03	12.00
18129	Credit Suisse AG - Anhui Conch European Warrants Apr 2018 A	40,000,000	2017/10/31	2018/04/30	10.00
18130	Credit Suisse AG - SMIC European Warrants Oct 2018 A	60,000,000	2017/10/31	2018/10/09	10.20
18096	Goldman Sachs SP (Asia) - China Life Euro Wts Apr 2018 A	100,000,000	2017/10/31	2018/04/26	15.00
18133	Goldman Sachs SP (Asia) - CSOP A50 ETF Euro Wts Feb 2018 C	80,000,000	2017/10/31	2018/02/22	12.96
18123	Goldman Sachs SP (Asia) - HKEX European Warrants Jun 2018 D	100,000,000	2017/10/31	2018/06/22	15.00
18135	Goldman Sachs SP (Asia) - ICBC European Warrants Apr 2018 B	80,000,000	2017/10/31	2018/04/16	12.00
18136	Goldman Sachs SP (Asia) - Sands China Euro Wts Mar 2018 D	80,000,000	2017/10/31	2018/03/26	12.00
18125	HK Bank - HSI European Put Warrants Apr 2018 E	80,000,000	2017/10/31	2018/04/27	12.00
18103	Haitong Int'l Sec - Fosun Intl European Warrants May 2018 A	60,000,000	2017/10/31	2018/05/23	15.00
18104	Haitong Int'l Sec - Fosun Intl European Warrants May 2018 B	60,000,000	2017/10/31	2018/05/11	16.80
18107	Haitong Int'l Sec - Tencent European Warrants Mar 2018 H	100,000,000	2017/10/31	2018/03/22	15.00
18106	Haitong Int'l Sec - Tencent European Warrants Apr 2018 C	100,000,000	2017/10/31	2018/04/23	15.00
18131	J P Morgan SP BV - Tencent European Warrants Jun 2018 E	200,000,000	2017/10/31	2018/06/22	30.20
18132	J P Morgan SP BV - Tencent European Warrants Aug 2018 C	200,000,000	2017/10/31	2018/08/31	30.20
18126	Macquarie Bank Ltd. - Air China European Warrants Sep 2018 A	10,000,000	2017/10/31	2018/09/14	10.08

# MAIN BOARD WARRANTS

Code	Derivative warrants	No. of issue			Amount raised (HK\$ mil.)
		(units)	Listing date	Expiry	
18121	Macquarie Bank Ltd. – ICBC European Put Warrants Aug 2018 B	21,000,000	2017/10/31	2018/08/02	10.12
18122	Macquarie Bank Ltd. – ICBC European Put Warrants Oct 2018 A	33,000,000	2017/10/31	2018/10/03	10.03
18102	Macquarie Bank Ltd. – Ping An European Warrants Mar 2018 C	38,000,000	2017/10/31	2018/03/02	10.11
18108	UBS AG – BYD European Warrants Dec 2018 A	100,000,000	2017/10/31	2018/12/20	16.50
18111	UBS AG – China Mobile European Warrants Feb 2018 C	100,000,000	2017/10/31	2018/02/08	15.40
18112	UBS AG – CRRC European Warrants Dec 2019 A	100,000,000	2017/10/31	2019/12/20	15.00
18128	UBS AG – HSBC European Warrants Mar 2018 B	100,000,000	2017/10/31	2018/03/27	15.10
18116	Bank Vontobel – CSOP A50 ETF European Warrants May 2018 A	40,000,000	2017/10/31	2018/05/02	16.68
18118	Bank Vontobel – SHK Ppt European Warrants Mar 2018 A	40,000,000	2017/10/31	2018/03/02	28.80
18183	BNP Paribas Issuance B.V. – Agricultural Bank Eu Wt Aug 18 A	60,000,000	2017/11/01	2018/08/02	12.00
18181	BNP Paribas Issuance B.V. – CHALCO European Wts Jul 2018 A	40,000,000	2017/11/01	2018/07/04	31.20
18182	BNP Paribas Issuance B.V. – BYD European Wts Oct 2018 A	120,000,000	2017/11/01	2018/10/03	20.40
18180	BNP Paribas Issuance B.V. – Ch Shenhua Euro Wts Jan 2019 A	50,000,000	2017/11/01	2019/01/03	14.50
18184	BNP Paribas Issuance B.V. – SMIC European Wts Oct 2018 A	80,000,000	2017/11/01	2018/10/16	15.20
18168	Credit Suisse AG – China Life European Warrants Apr 2018 A	100,000,000	2017/11/01	2018/04/26	15.00
18188	Goldman Sachs SP (Asia) – China Mobile Euro Wts Apr 2018 B	100,000,000	2017/11/01	2018/04/24	37.00
18190	Goldman Sachs SP (Asia) – CNOOC European Warrants Mar 2018 C	80,000,000	2017/11/01	2018/03/21	43.12
18185	Goldman Sachs SP (Asia) – Sinopec Corp Euro Wts Mar 2018 A	80,000,000	2017/11/01	2018/03/26	12.00
18186	Goldman Sachs SP (Asia) – China Tel European Wts Mar 2018 B	50,000,000	2017/11/01	2018/03/12	10.00
18189	Goldman Sachs SP (Asia) – Tencent European Wt Feb 2018 R	150,000,000	2017/11/01	2018/02/21	39.60
18157	HK Bank – CITIC Bank European Warrants Jun 2018 A	40,000,000	2017/11/01	2018/06/29	10.00
18156	HK Bank – SMIC European Warrants Oct 2018 A	80,000,000	2017/11/01	2018/10/09	12.00
18175	J P Morgan SP BV – China EB Int'l European Wts Oct 2018 A	60,000,000	2017/11/01	2018/10/05	15.00
18176	J P Morgan SP BV – CKH European Warrants Mar 2018 B	100,000,000	2017/11/01	2018/03/29	15.00
18179	J P Morgan SP BV – CKI Holdings European Warrants Mar 2018 A	45,000,000	2017/11/01	2018/03/05	10.22
18173	J P Morgan SP BV – Kingboard Chem European Warrants May 18 B	60,000,000	2017/11/01	2018/05/14	20.52
18178	J P Morgan SP BV – PWR Assets European Warrants Jul 2018 A	60,000,000	2017/11/01	2018/07/03	16.98
18159	Macquarie Bank Ltd. – AIA European Warrants May 2018 A	47,000,000	2017/11/01	2018/05/03	10.01
18162	Macquarie Bank Ltd. – Cathay Pacific European Wts Aug 2018 A	10,000,000	2017/11/01	2018/08/02	10.50
18161	Macquarie Bank Ltd. – HKEX European Warrants May 2018 D	6,250,000	2017/11/01	2018/05/03	10.12
18163	Macquarie Bank Ltd. – Tencent European Warrants Jun 2018 A	24,400,000	2017/11/01	2018/06/04	10.00
18154	SG Issuer – China Life European Warrants Apr 2018 D	150,000,000	2017/11/01	2018/04/30	22.50
18164	SG Issuer – Fosun Intl European Warrants May 2018 A	40,000,000	2017/11/01	2018/05/31	10.00
18165	SG Issuer – Huaneng Power European Warrants Jul 2018 A	20,000,000	2017/11/01	2018/07/31	10.00
18166	SG Issuer – Stanchart European Warrants Jun 2018 A	16,000,000	2017/11/01	2018/06/29	10.08
18167	SG Issuer – ZTE European Warrants May 2018 B	30,000,000	2017/11/01	2018/05/18	12.30
18171	UBS AG – Agricultural Bank European Warrants Jul 2018 A	70,000,000	2017/11/01	2018/07/27	18.76
18170	UBS AG – BOCL European Warrants Apr 2018 A	70,000,000	2017/11/01	2018/04/16	12.25
18169	UBS AG – CC Bank European Warrants Mar 2018 A	70,000,000	2017/11/01	2018/03/23	19.53
18196	BNP Paribas Issuance B.V. – Evergrande Euro Wts Jun 2018 A	40,000,000	2017/11/02	2018/06/04	20.40
18197	BNP Paribas Issuance B.V. – China Mengniu Eu Wt Aug 2018 A	40,000,000	2017/11/02	2018/08/02	10.40
18216	Credit Suisse AG – CC Bank European Warrants Mar 2018 C	60,000,000	2017/11/02	2018/03/22	10.02
18217	Credit Suisse AG – China EB Int'l European Wts Sep 2018 A	40,000,000	2017/11/02	2018/09/28	10.00
18218	Credit Suisse AG – CRRC European Warrants Feb 2018 A	40,000,000	2017/11/02	2018/02/12	10.00

# MAIN BOARD WARRANTS

Code	Derivative warrants	No. of issue			Amount raised (HK\$ mil.)
		(units)	Listing date	Expiry	
18245	Goldman Sachs SP (Asia) – Agri Bk European Wts Apr 2018 A	80,000,000	2017/11/02	2018/04/23	12.00
18242	Goldman Sachs SP (Asia) – AIA European Warrants May 2018 A	80,000,000	2017/11/02	2018/05/02	25.44
18243	Goldman Sachs SP (Asia) – BOCL European Warrants Apr 2018 A	80,000,000	2017/11/02	2018/04/16	12.00
18244	Goldman Sachs SP (Asia) – Ping An European Wts Mar 2018 F	80,000,000	2017/11/02	2018/03/27	25.44
18212	HK Bank – AIA European Warrants May 2018 B	40,000,000	2017/11/02	2018/05/31	12.00
18213	HK Bank – China Mobile European Warrants Feb 2018 B	60,000,000	2017/11/02	2018/02/05	10.20
18210	HK Bank – Lenovo European Warrants May 2018 A	40,000,000	2017/11/02	2018/05/02	10.00
18209	HK Bank – China Vanke European Warrants May 2018 A	40,000,000	2017/11/02	2018/05/02	10.00
18206	Haitong Int'l Sec – AIA European Warrants Feb 2018 A	70,000,000	2017/11/02	2018/02/15	10.50
18232	Haitong Int'l Sec – China EB Int'l European Warrants Oct 18A	40,000,000	2017/11/02	2018/10/02	10.00
18205	Haitong Int'l Sec – China Shenhua European Warrants Jun 18 B	100,000,000	2017/11/02	2018/06/13	25.00
18214	Haitong Int'l Sec – GAC European Warrants May 2018 A	80,000,000	2017/11/02	2018/05/14	20.00
18215	Haitong Int'l Sec – GAC European Warrants Jul 2018 B	80,000,000	2017/11/02	2018/07/03	20.00
18199	Haitong Int'l Sec – Lenovo European Warrants May 2018 A	60,000,000	2017/11/02	2018/05/14	15.90
18200	Haitong Int'l Sec – Lenovo European Warrants Jun 2018 A	60,000,000	2017/11/02	2018/06/20	15.00
18204	Haitong Int'l Sec – PetroChina European Warrants May 2018 B	60,000,000	2017/11/02	2018/05/14	15.00
18207	Haitong Int'l Sec – PICC Group European Warrants Mar 2018 A	70,000,000	2017/11/02	2018/03/28	10.50
18208	Haitong Int'l Sec – PICC Group European Warrants May 2018 A	60,000,000	2017/11/02	2018/05/24	18.60
18202	Haitong Int'l Sec – Tencent European Warrants Aug 2018 B	100,000,000	2017/11/02	2018/08/31	18.00
18198	Macquarie Bank Ltd. – Anhui Conch European Wts Jul 2018 A	40,000,000	2017/11/02	2018/07/04	10.08
18223	Macquarie Bank Ltd. – Angang Steel European Wts May 2018 A	10,800,000	2017/11/02	2018/05/21	10.01
18221	Macquarie Bank Ltd. – China Huarong European Warrants Jul18A	29,000,000	2017/11/02	2018/07/17	10.06
18224	Macquarie Bank Ltd. – CITIC European Warrants Jul 2018 A	15,000,000	2017/11/02	2018/07/04	10.04
18219	Macquarie Bank Ltd. – GAC European Wts Jul 2018 A	30,000,000	2017/11/02	2018/07/04	12.30
18220	Macquarie Bank Ltd. – Greatwall Motor European Put Wt Dec18A	40,000,000	2017/11/02	2018/12/04	10.00
18222	Macquarie Bank Ltd. – WH Group European Warrants Nov 2019 A	40,000,000	2017/11/02	2019/11/18	10.16
18194	SG Issuer – CSOP A50 ETF European Warrants May 2018 A	20,000,000	2017/11/02	2018/05/31	11.20
18195	SG Issuer – A50 China European Warrants May 2018 A	40,000,000	2017/11/02	2018/05/31	10.00
18193	SG Issuer – SMIC European Warrants Oct 2018 A	60,000,000	2017/11/02	2018/10/09	11.40
18229	UBS AG – CAM CSI300 European Warrants Mar 2018 A	70,000,000	2017/11/02	2018/03/12	11.27
18231	UBS AG – Brilliance Chi European Warrants Mar 2018 A	70,000,000	2017/11/02	2018/03/14	10.92
18228	UBS AG – Dongfeng Motor European Warrants Feb 2018 A	25,000,000	2017/11/02	2018/02/23	10.43
18227	UBS AG – China Vanke European Warrants Apr 2018 A	50,000,000	2017/11/02	2018/04/26	11.10
18237	Bank Vontobel – CHALCO European Warrants Jun 2018 A	20,000,000	2017/11/02	2018/06/11	20.10
18233	Bank Vontobel – Ch Comm Cons European Warrants Mar 2018 A	30,000,000	2017/11/02	2018/03/29	11.79
18236	Bank Vontobel – CITIC Sec European Warrants Dec 2018 A	70,000,000	2017/11/02	2018/12/04	10.57
18238	Bank Vontobel – HKEX European Put Warrants Mar 2018 B	100,000,000	2017/11/02	2018/03/26	18.60
18241	Bank Vontobel – Kingsoft European Warrants Jun 2018 A	50,000,000	2017/11/02	2018/06/15	12.80
18266	Credit Suisse AG – Brilliance Chi European Wts Feb 2018 C	50,000,000	2017/11/03	2018/02/28	10.50
18265	Credit Suisse AG – China Life European Put Wts Jun 2018 A	50,000,000	2017/11/03	2018/06/29	12.50
18286	Goldman Sachs SP (Asia) – AIA European Warrants Apr 2018 A	80,000,000	2017/11/03	2018/04/23	12.00
18281	Goldman Sachs SP (Asia) – China Life Euro Wts Apr 2018 B	100,000,000	2017/11/03	2018/04/16	15.00
18285	Goldman Sachs SP (Asia) – China Mobile Euro Wts Mar 2018 B	80,000,000	2017/11/03	2018/03/27	12.00
18284	Goldman Sachs SP (Asia) – China Unicom Euro Wts Feb 2018 A	40,000,000	2017/11/03	2018/02/05	10.00

# MAIN BOARD WARRANTS

Code	Derivative warrants	No. of issue			Amount raised (HK\$ mil.)
		(units)	Listing date	Expiry	
18287	Goldman Sachs SP (Asia) – HKEX European Warrants Sep 2018 A	200,000,000	2017/11/03	2018/09/26	30.00
18259	HK Bank – Agricultural Bank European Warrants Aug 2018 A	50,000,000	2017/11/03	2018/08/31	12.50
18261	HK Bank – BOCL European Warrants Jul 2018 A	50,000,000	2017/11/03	2018/07/26	12.50
18258	HK Bank – CC Bank European Warrants Jul 2018 B	50,000,000	2017/11/03	2018/07/31	17.50
18256	HK Bank – GAC European Warrants May 2018 A	80,000,000	2017/11/03	2018/05/02	20.00
18260	HK Bank – ICBC European Warrants Jul 2018 A	50,000,000	2017/11/03	2018/07/31	15.00
18257	HK Bank – Yanzhou Coal European Warrants Aug 2019 A	80,000,000	2017/11/03	2019/08/23	12.80
18278	Haitong Int'l Sec – Car Inc European Warrants Aug 2020 A	80,000,000	2017/11/03	2020/08/18	20.00
18280	Haitong Int'l Sec – China Life European Warrants Apr 2018 B	100,000,000	2017/11/03	2018/04/26	15.00
18279	Haitong Int'l Sec – CSDC European Warrants Jun 2018 A	40,000,000	2017/11/03	2018/06/29	10.00
18277	Haitong Int'l Sec – Guangshen Rail European Warrants Dec 18B	20,000,000	2017/11/03	2018/12/31	17.00
18274	Haitong Int'l Sec – HS Bank European Warrants Jun 2018 A	60,000,000	2017/11/03	2018/06/29	15.00
18276	Haitong Int'l Sec – Maanshan Iron European Warrants Jun 18 A	20,000,000	2017/11/03	2018/06/20	11.00
18275	Haitong Int'l Sec – MTRC European Warrants Jun 2018 A	40,000,000	2017/11/03	2018/06/29	12.12
18272	J P Morgan SP BV – BOCL European Warrants Jul 2018 A	100,000,000	2017/11/03	2018/07/31	16.00
18269	J P Morgan SP BV – CC Bank European Wts Apr 2018 A	100,000,000	2017/11/03	2018/04/13	15.00
18268	J P Morgan SP BV – China Unicom European Warrants Dec 2018 A	100,000,000	2017/11/03	2018/12/19	15.00
18273	J P Morgan SP BV – Ping An European Warrants May 2018 C	100,000,000	2017/11/03	2018/05/02	25.10
18262	Macquarie Bank Ltd. – China Life European Wts Jun 2018 A	5,000,000	2017/11/03	2018/06/04	10.03
18264	Macquarie Bank Ltd. – HTSC European Warrants Oct 2018 A	40,000,000	2017/11/03	2018/10/16	10.00
18263	Macquarie Bank Ltd. – Meitu European Warrants May 2018 B	28,000,000	2017/11/03	2018/05/15	10.16
18251	SG Issuer – China Life European Warrants Oct 2018 B	150,000,000	2017/11/03	2018/10/31	37.50
18252	SG Issuer – ICBC European Put Wt May 2018 B	40,000,000	2017/11/03	2018/05/31	11.00
18253	SG Issuer – PICC European Warrants May 2018 A	35,000,000	2017/11/03	2018/05/31	10.15
18255	SG Issuer – Ping An European Warrants Apr 2018 D	80,000,000	2017/11/03	2018/04/30	26.80
18249	UBS AG – CSOP A50 ETF European Warrants Mar 2018 A	70,000,000	2017/11/03	2018/03/07	11.76
18246	UBS AG – Ping An European Warrants Feb 2018 C	100,000,000	2017/11/03	2018/02/21	17.20
18247	UBS AG – Ping An European Put Warrants Feb 2018 D	100,000,000	2017/11/03	2018/02/28	26.50
18335	BOCI Asia Ltd. – China Life European Warrants Oct 2018 A	200,000,000	2017/11/06	2018/10/22	51.00
18336	BOCI Asia Ltd. – Galaxy Ent European Warrants May 2018 A	100,000,000	2017/11/06	2018/05/07	25.40
18341	BOCI Asia Ltd. – HKEX European Warrants May 2018 B	200,000,000	2017/11/06	2018/05/29	30.40
18342	BOCI Asia Ltd. – IGG European Warrants Mar 2018 A	60,000,000	2017/11/06	2018/03/12	11.40
18338	BOCI Asia Ltd. – Kingsoft European Warrants Jun 2018 A	80,000,000	2017/11/06	2018/06/11	22.56
18337	BOCI Asia Ltd. – Lenovo European Warrants May 2018 A	100,000,000	2017/11/06	2018/05/28	24.70
18334	BOCI Asia Ltd. – Link REIT European Warrants May 2018 A	40,000,000	2017/11/06	2018/05/07	10.00
18340	BOCI Asia Ltd. – Meitu European Warrants Mar 2018 A	100,000,000	2017/11/06	2018/03/27	19.20
18339	BOCI Asia Ltd. – Sunny Optical European Warrants Jun 2018 C	100,000,000	2017/11/06	2018/06/29	17.20
18312	BNP Paribas Issuance B.V. – BYD Electronic Euro Wts Aug 18 A	40,000,000	2017/11/06	2018/08/02	14.00
18293	BNP Paribas Issuance B.V. – Ch Mobile Euro Wts Jul 2018 B	40,000,000	2017/11/06	2018/07/04	10.00
18313	BNP Paribas Issuance B.V. – CPIC European Wts Jul 2018 A	40,000,000	2017/11/06	2018/07/04	10.00
18311	BNP Paribas Issuance B.V. – CRRC European Wts Oct 2018 A	40,000,000	2017/11/06	2018/10/03	12.00
18314	BNP Paribas Issuance B.V. – CSOP A50 ETF Eu Wts Sep 2018 A	40,000,000	2017/11/06	2018/09/04	10.40
18298	BNP Paribas Issuance B.V. – GAC European Warrants Aug 2018 A	60,000,000	2017/11/06	2018/08/02	15.60
18294	BNP Paribas Issuance B.V. – ICBC European Wts Aug 2018 A	40,000,000	2017/11/06	2018/08/02	10.40



# MAIN BOARD WARRANTS

Code	Derivative warrants	No. of issue			Amount raised (HK\$ mil.)
		(units)	Listing date	Expiry	
18297	BNP Paribas Issuance B.V. – ICBC European Wts Oct 2018 C	40,000,000	2017/11/06	2018/10/03	10.40
18288	BNP Paribas Issuance B.V. – Tencent Euro Wts Jun 2018 A	80,000,000	2017/11/06	2018/06/04	20.80
18291	BNP Paribas Issuance B.V. – Tencent Euro Wts Aug 2018 E	80,000,000	2017/11/06	2018/08/02	20.80
18316	Credit Suisse AG – CHALCO European Wts May 2018 A	30,000,000	2017/11/06	2018/05/07	25.80
18318	Credit Suisse AG – Angang Steel European Warrants May 2018 A	30,000,000	2017/11/06	2018/05/07	30.00
18317	Credit Suisse AG – Ch Molybdenum European Warrants May 2018A	30,000,000	2017/11/06	2018/05/07	19.80
18315	Credit Suisse AG – Geely Auto European Warrants Mar 2018 B	80,000,000	2017/11/06	2018/03/19	17.60
18319	Credit Suisse AG – Maanshan Iron European Warrants May 2018A	20,000,000	2017/11/06	2018/05/31	10.00
18320	Credit Suisse AG – Ping An European Warrants May 2018 A	100,000,000	2017/11/06	2018/05/07	25.00
18327	Goldman Sachs SP (Asia) – Agri Bk European Wts Mar 2018 A	80,000,000	2017/11/06	2018/03/27	12.00
18326	Goldman Sachs SP (Asia) – CM Bank European Wts Apr 2018 A	60,000,000	2017/11/06	2018/04/23	10.02
18328	Goldman Sachs SP (Asia) – CSOP A50 ETF Euro Wts Mar 2018 C	80,000,000	2017/11/06	2018/03/05	12.00
18325	Goldman Sachs SP (Asia) – Galaxy Ent European Wts Mar 2018 C	80,000,000	2017/11/06	2018/03/22	14.72
18324	Goldman Sachs SP (Asia) – Ping An European Wts May 2018 A	100,000,000	2017/11/06	2018/05/07	25.00
18323	J P Morgan SP BV – CM Bank European Warrants May 2018 B	70,000,000	2017/11/06	2018/05/31	10.78
18331	J P Morgan SP BV – HKEX European Warrants Sep 2018 A	200,000,000	2017/11/06	2018/09/24	30.00
18321	J P Morgan SP BV – ICBC European Warrants Apr 2018 B	100,000,000	2017/11/06	2018/04/19	15.10
18301	Macquarie Bank Ltd. – A50 China European Warrants Jun 2018 A	20,000,000	2017/11/06	2018/06/04	10.30
18299	SG Issuer – China Life European Warrants May 2018 C	14,000,000	2017/11/06	2018/05/31	10.36
18300	SG Issuer – China Life European Put Warrants Jul 2018 A	100,000,000	2017/11/06	2018/07/31	25.00
18310	UBS AG – CNOOC European Warrants Mar 2018 B	40,000,000	2017/11/06	2018/03/28	12.32
18308	UBS AG – PetroChina European Put Warrants May 2018 A	40,000,000	2017/11/06	2018/05/07	10.00
18303	Bank Vontobel – HSI European Warrants May 2018 A	100,000,000	2017/11/06	2018/05/30	26.90
18306	Bank Vontobel – HSI European Warrants Jun 2018 B	100,000,000	2017/11/06	2018/06/28	27.00
18307	Bank Vontobel – HSI European Put Warrants Apr 2018 A	100,000,000	2017/11/06	2018/04/27	15.80
18305	Bank Vontobel – HSI European Put Warrants Jun 2018 A	100,000,000	2017/11/06	2018/06/28	25.50
18345	BNP Paribas Issuance B.V. – CM Bank Euro Warrants Aug 2018 A	40,000,000	2017/11/07	2018/08/02	12.00
18348	BNP Paribas Issuance B.V. – Fosun Intl European Wts Sep 18 A	60,000,000	2017/11/07	2018/09/04	15.00
18347	BNP Paribas Issuance B.V. – Nine Dragons Eur Wt Sep 2018 A	50,000,000	2017/11/07	2018/09/04	12.50
18346	BNP Paribas Issuance B.V. – SHK Ppt Euro Warrants May 2018 A	40,000,000	2017/11/07	2018/05/03	11.60
18366	Credit Suisse AG – BOCL European Warrants May 2018 C	50,000,000	2017/11/07	2018/05/07	12.50
18365	Credit Suisse AG – CNOOC European Warrants May 2018 A	40,000,000	2017/11/07	2018/05/07	10.00
18363	Credit Suisse AG – HSBC European Wts Mar 2018 B	100,000,000	2017/11/07	2018/03/27	15.00
18362	Credit Suisse AG – Tencent Holdings European Wts May 2018 A	150,000,000	2017/11/07	2018/05/18	22.50
18364	Credit Suisse AG – Want Want European Warrants May 2018 A	30,000,000	2017/11/07	2018/05/07	10.50
18374	Goldman Sachs SP (Asia) – BOCL European Warrants Apr 2018 B	80,000,000	2017/11/07	2018/04/25	12.00
18371	Goldman Sachs SP (Asia) – HKEX European Warrants Sep 2018 B	150,000,000	2017/11/07	2018/09/24	22.50
18370	Goldman Sachs SP (Asia) – ICBC European Warrants Apr 2018 C	80,000,000	2017/11/07	2018/04/25	28.72
18372	Goldman Sachs SP (Asia) – Ping An European Wts Apr 2018 B	80,000,000	2017/11/07	2018/04/25	12.00
18373	Goldman Sachs SP (Asia) – Ping An Euro Put Wts Feb 2018 G	80,000,000	2017/11/07	2018/02/23	12.00
18369	J P Morgan SP BV – CNOOC European Warrants Apr 2018 B	100,000,000	2017/11/07	2018/04/03	19.10
18367	J P Morgan SP BV – A50 China European Warrants May 2018 A	80,000,000	2017/11/07	2018/05/07	20.16
18349	Macquarie Bank Ltd. – Galaxy Ent European Wts Jun 2018 A	24,000,000	2017/11/07	2018/06/04	10.13
18343	SG Issuer – AIA European Warrants Apr 2018 B	60,000,000	2017/11/07	2018/04/30	15.00

# MAIN BOARD WARRANTS

Code	Derivative warrants	No. of issue			Amount raised (HK\$ mil.)
		(units)	Listing date	Expiry	
18344	SG Issuer – BOCL European Warrants May 2018 B	60,000,000	2017/11/07	2018/05/31	12.90
18358	SG Issuer – CCCCL European Warrants May 2018 A	13,000,000	2017/11/07	2018/05/31	10.01
18360	UBS AG – ASM Pacific European Warrants Jun 2018 A	50,000,000	2017/11/07	2018/06/22	10.75
18359	UBS AG – BYD Electronic European Warrants Jul 2018 A	30,000,000	2017/11/07	2018/07/06	10.29
18350	Bank Vontobel – BOCL European Warrants Jun 2018 A	80,000,000	2017/11/07	2018/06/25	23.92
18356	Bank Vontobel – CKH European Warrants Jun 2018 B	40,000,000	2017/11/07	2018/06/11	20.16
18353	Bank Vontobel – China Life European Warrants Oct 2018 A	100,000,000	2017/11/07	2018/10/29	25.10
18351	Bank Vontobel – HKEX European Put Warrants May 2018 A	100,000,000	2017/11/07	2018/05/31	25.50
18357	Bank Vontobel – MTRC European Warrants Apr 2018 A	70,000,000	2017/11/07	2018/04/03	10.85
12695 #	Credit Suisse AG – China Life European Warrants Mar 2018 B	80,000,000	2017/11/07	2018/03/26	12.00
17521 #	J P Morgan SP BV – HSBC European Warrants Feb 2018 A	150,000,000	2017/11/07	2018/02/02	12.00
11560 #	J P Morgan SP BV – Ping An European Warrants Mar 2018 B	100,000,000	2017/11/07	2018/03/02	18.50
16974 #	SG Issuer – CHALCO European Warrants Aug 2019 A	65,000,000	2017/11/07	2019/08/05	10.34
18410	BOCI Asia Ltd. – AIA European Warrants May 2018 A	100,000,000	2017/11/08	2018/05/31	25.50
18411	BOCI Asia Ltd. – BYD European Warrants Sep 2018 A	100,000,000	2017/11/08	2018/09/21	16.00
18412	BOCI Asia Ltd. – CKH European Warrants May 2018 A	100,000,000	2017/11/08	2018/05/31	25.00
18405	BOCI Asia Ltd. – China Life European Warrants May 2018 B	150,000,000	2017/11/08	2018/05/04	30.75
18406	BOCI Asia Ltd. – China Life European Warrants May 2019 A	150,000,000	2017/11/08	2019/05/21	37.50
18409	BOCI Asia Ltd. – PICC European Warrants Apr 2019 A	100,000,000	2017/11/08	2019/04/25	28.50
18407	BOCI Asia Ltd. – Ping An European Warrants Mar 2018 C	100,000,000	2017/11/08	2018/03/09	27.40
18408	BOCI Asia Ltd. – Ping An European Warrants May 2018 B	100,000,000	2017/11/08	2018/05/11	26.70
18383	BNP Paribas Issuance B.V. – CAM CSI300 Euro Wts Oct 2018 A	40,000,000	2017/11/08	2018/10/03	10.40
18380	BNP Paribas Issuance B.V. – BYD Electronic Euro Wts Aug 18 B	40,000,000	2017/11/08	2018/08/02	13.60
18382	BNP Paribas Issuance B.V. – PICC European Wts Aug 2018 A	30,000,000	2017/11/08	2018/08/02	25.80
18379	BNP Paribas Issuance B.V. – SMIC European Wts Oct 2018 B	50,000,000	2017/11/08	2018/10/03	12.50
18377	BNP Paribas Issuance B.V. – China Vanke Euro Wts Oct 2018 A	40,000,000	2017/11/08	2018/10/03	14.40
18419	Credit Suisse AG – Galaxy Ent European Warrants Apr 2018 B	50,000,000	2017/11/08	2018/04/10	13.50
18418	Credit Suisse AG – Baiyunshan Ph European Warrants May 2018A	30,000,000	2017/11/08	2018/05/07	12.00
18445	Goldman Sachs SP (Asia) – China Life Euro Wts Jul 2018 A	100,000,000	2017/11/08	2018/07/31	25.00
18441	Goldman Sachs SP (Asia) – Galaxy Ent European Wts Apr 2018 B	80,000,000	2017/11/08	2018/04/06	12.48
18443	Goldman Sachs SP (Asia) – Ping An European Wts May 2018 B	80,000,000	2017/11/08	2018/05/08	20.00
18439	Goldman Sachs SP (Asia) – SUNAC European Warrants Mar 2018 A	20,000,000	2017/11/08	2018/03/26	10.00
18446	Goldman Sachs SP (Asia) – Tencent European Wt May 2018 A	200,000,000	2017/11/08	2018/05/18	30.00
18417	Haitong Int'l Sec – Agricultural Bk European Warrants Mar18A	100,000,000	2017/11/08	2018/03/29	15.00
18376	Haitong Int'l Sec – CM Bank European Warrants May 2018 B	80,000,000	2017/11/08	2018/05/29	12.40
18375	Haitong Int'l Sec – CSOP A50 ETF European Warrants Mar 2018D	80,000,000	2017/11/08	2018/03/06	12.80
18416	Haitong Int'l Sec – HKEX European Warrants Sep 2018 A	150,000,000	2017/11/08	2018/09/18	22.50
18450	J P Morgan SP BV – China Life European Put Wts Mar 2018 C	100,000,000	2017/11/08	2018/03/02	15.00
10489	J P Morgan SP BV – N225 Index Euro Wts Jun 2018 C	100,000,000	2017/11/08	2018/06/08	25.30
10490	J P Morgan SP BV – N225 Idx Euro Put Wts Jun 2018 D	100,000,000	2017/11/08	2018/06/08	25.30
18448	J P Morgan SP BV – Tencent European Put Warrants Feb 2018 H	200,000,000	2017/11/08	2018/02/28	30.20
18384	Macquarie Bank Ltd. – CHALCO European Warrants Sep 2018 A	9,000,000	2017/11/08	2018/09/04	10.09
18385	Macquarie Bank Ltd. – Anta Sports European Wts Aug 2018 A	18,000,000	2017/11/08	2018/08/17	10.19
18398	SG Issuer – China Life European Warrants Mar 2018 D	150,000,000	2017/11/08	2018/03/29	22.50

# MAIN BOARD WARRANTS

Code	Derivative warrants	No. of issue			Amount raised (HK\$ mil.)
		(units)	Listing date	Expiry	
18401	SG Issuer – PICC P&C European Warrants May 2018 A	9,000,000	2017/11/08	2018/05/31	10.08
18399	SG Issuer – PICC European Warrants Mar 2018 A	46,000,000	2017/11/08	2018/03/29	10.35
18402	SG Issuer – Ping An European Warrants May 2018 C	80,000,000	2017/11/08	2018/05/31	20.00
18429	UBS AG – China Life European Warrants Jul 2018 A	100,000,000	2017/11/08	2018/07/30	25.00
18397	UBS AG – China Life European Put Warrants Feb 2018 B	70,000,000	2017/11/08	2018/02/26	10.64
18435	UBS AG – HSI European Warrants Mar 2018 F	200,000,000	2017/11/08	2018/03/28	31.20
18436	UBS AG – HSI European Warrants Aug 2018 A	200,000,000	2017/11/08	2018/08/30	31.00
18392	UBS AG – HSI European Put Warrants Mar 2018 D	200,000,000	2017/11/08	2018/03/28	30.60
18394	UBS AG – HSI European Put Warrants Mar 2018 E	200,000,000	2017/11/08	2018/03/28	30.00
18432	UBS AG – PICC European Warrants May 2018 A	20,000,000	2017/11/08	2018/05/07	17.60
18431	UBS AG – PICC Group European Warrants May 2018 A	40,000,000	2017/11/08	2018/05/07	10.32
18430	UBS AG – Ping An European Warrants May 2018 A	100,000,000	2017/11/08	2018/05/07	26.50
18420	UBS AG – Sands China European Warrants Mar 2018 B	70,000,000	2017/11/08	2018/03/27	10.78
18424	UBS AG – Tencent Holdings European Warrants Feb 2018 J	30,000,000	2017/11/08	2018/02/26	10.35
18396	UBS AG – Tencent Holdings European Warrants May 2018 A	300,000,000	2017/11/08	2018/05/18	45.90
18433	UBS AG – Tencent Holdings European Put Warrants Mar 2018 D	200,000,000	2017/11/08	2018/03/19	36.00
18390	Bank Vontobel – Ch Comm Cons European Warrants May 2018 A	20,000,000	2017/11/08	2018/05/08	14.92
18391	Bank Vontobel – China Life European Warrants Oct 2018 B	100,000,000	2017/11/08	2018/10/03	25.10
18389	Bank Vontobel – CNOOC European Warrants May 2018 A	40,000,000	2017/11/08	2018/05/07	10.04
18387	Bank Vontobel – HSBC European Put Warrants Jun 2018 A	40,000,000	2017/11/08	2018/06/29	20.32
18388	Bank Vontobel – Ping An European Warrants Jul 2018 B	50,000,000	2017/11/08	2018/07/30	16.95
18462	BNP Paribas Issuance B.V. – CNOOC European Wts Aug 2018 A	40,000,000	2017/11/09	2018/08/02	10.00
18463	BNP Paribas Issuance B.V. – CPIC European Wts Aug 2018 A	40,000,000	2017/11/09	2018/08/02	10.00
18467	BNP Paribas Issuance B.V. – Ch Unicom Euro Wt Jul 2018 A	40,000,000	2017/11/09	2018/07/04	15.20
18466	BNP Paribas Issuance B.V. – Galaxy Ent Euro Wts Jun 2018 A	40,000,000	2017/11/09	2018/06/04	10.00
18478	Credit Suisse AG – Ping An European Warrants May 2018 B	100,000,000	2017/11/09	2018/05/31	25.00
18477	Credit Suisse AG – SMIC European Warrants Jul 2018 A	80,000,000	2017/11/09	2018/07/31	20.00
18481	Credit Suisse AG – Tencent Holdings European Wts Mar 2018 I	40,000,000	2017/11/09	2018/03/01	18.00
18453	Goldman Sachs SP (Asia) – China Life Euro Wts Sep 2018 A	100,000,000	2017/11/09	2018/09/28	25.00
18492	Goldman Sachs SP (Asia) – CNOOC European Warrants Feb 2018 B	80,000,000	2017/11/09	2018/02/09	12.00
18493	Goldman Sachs SP (Asia) – CNOOC European Warrants Mar 2018 D	80,000,000	2017/11/09	2018/03/26	15.36
18491	Goldman Sachs SP (Asia) – HKEX European Warrants Feb 2018 E	40,000,000	2017/11/09	2018/02/09	16.92
18495	Goldman Sachs SP (Asia) – NCI European Warrants Feb 2018 A	40,000,000	2017/11/09	2018/02/12	10.00
18494	Goldman Sachs SP (Asia) – Sands China Euro Wts Mar 2018 E	80,000,000	2017/11/09	2018/03/26	12.00
18460	HK Bank – China Life European Warrants Jul 2018 A	80,000,000	2017/11/09	2018/07/31	20.00
18461	HK Bank – CNOOC European Warrants May 2018 B	30,000,000	2017/11/09	2018/05/08	12.00
18459	HK Bank – China Unicom European Warrants Dec 2018 A	100,000,000	2017/11/09	2018/12/31	15.00
18457	HK Bank – HSI European Warrants Aug 2018 A	150,000,000	2017/11/09	2018/08/30	22.50
18458	HK Bank – PICC Group European Warrants Mar 2018 A	80,000,000	2017/11/09	2018/03/26	12.80
18507	Haitong Int'l Sec – China Life European Put Warrants Feb 18A	100,000,000	2017/11/09	2018/02/28	15.00
18502	Haitong Int'l Sec – CNOOC European Warrants Jun 2018 B	40,000,000	2017/11/09	2018/06/29	14.00
18504	Haitong Int'l Sec – CSPC Pharma European Warrants Sep 2018 A	40,000,000	2017/11/09	2018/09/18	11.56
18497	Haitong Int'l Sec – Geely Auto European Put Warrants May 18A	40,000,000	2017/11/09	2018/05/09	12.24
18499	Haitong Int'l Sec – Geely Auto European Put Warrants Jun 18C	40,000,000	2017/11/09	2018/06/29	10.76



# MAIN BOARD WARRANTS

Code	Derivative warrants	No. of issue			Amount raised (HK\$ mil.)
		(units)	Listing date	Expiry	
18501	Haitong Int'l Sec - Baiyunshan Ph European Warrants May 18 A	30,000,000	2017/11/09	2018/05/09	11.88
18505	Haitong Int'l Sec - Ping An European Put Warrants Feb 2018 B	100,000,000	2017/11/09	2018/02/28	16.80
18503	Haitong Int'l Sec - SMIC European Warrants Sep 2018 A	60,000,000	2017/11/09	2018/09/18	16.80
18500	Haitong Int'l Sec - Tencent European Put Warrants Mar 2018 I	150,000,000	2017/11/09	2018/03/20	24.60
18487	J P Morgan SP BV - Sinopec Corp European Warrants May 2018 B	100,000,000	2017/11/09	2018/05/31	15.20
18485	J P Morgan SP BV - HSBC European Warrants Mar 2018 C	100,000,000	2017/11/09	2018/03/29	15.00
18490	J P Morgan SP BV - HSCEI European Put Warrants May 2018 A	200,000,000	2017/11/09	2018/05/30	30.80
18489	J P Morgan SP BV - HSI European Warrants Mar 2018 G	200,000,000	2017/11/09	2018/03/28	30.00
18488	J P Morgan SP BV - PetroChina European Warrants May 2018 A	100,000,000	2017/11/09	2018/05/08	25.20
18484	J P Morgan SP BV - Stanchart European Warrants Mar 2018 A	50,000,000	2017/11/09	2018/03/29	12.40
18469	Macquarie Bank Ltd. - China East Air European Wts May 2018 B	22,000,000	2017/11/09	2018/05/25	10.10
18475	Macquarie Bank Ltd. - China Life European Wts Nov 2018 A	40,000,000	2017/11/09	2018/11/02	10.04
18468	Macquarie Bank Ltd. - Ch Southern Air Euro Wts Jul 2018 A	14,000,000	2017/11/09	2018/07/20	10.07
18470	Macquarie Bank Ltd. - PetroChina European Wts Aug 2018 A	40,000,000	2017/11/09	2018/08/02	10.00
18476	SG Issuer - China Life European Warrants Sep 2018 B	150,000,000	2017/11/09	2018/09/28	37.50
18454	SG Issuer - CNOOC European Warrants May 2018 B	20,000,000	2017/11/09	2018/05/31	10.00
18451	SG Issuer - CNOOC European Put Warrants Jun 2018 B	15,000,000	2017/11/09	2018/06/29	10.05
18455	SG Issuer - Petch European Warrants May 2018 B	50,000,000	2017/11/09	2018/05/31	12.50
18452	SG Issuer - PetroChina European Put Warrants Jun 2018 A	40,000,000	2017/11/09	2018/06/29	13.20
18482	UBS AG - PetroChina European Warrants May 2018 B	40,000,000	2017/11/09	2018/05/14	10.00
18483	UBS AG - Stanchart European Warrants Mar 2018 A	35,000,000	2017/11/09	2018/03/22	10.19
12311 #	J P Morgan SP BV - Ping An European Warrants May 2018 A	100,000,000	2017/11/09	2018/05/30	70.00
18558	BOCI Asia Ltd. - CHALCO European Warrants Mar 2018 A	30,000,000	2017/11/10	2018/03/27	13.17
18561	BOCI Asia Ltd. - CRRC European Warrants Jun 2018 A	35,000,000	2017/11/10	2018/06/26	11.62
18562	BOCI Asia Ltd. - Fosun Intl European Warrants Apr 2018 A	80,000,000	2017/11/10	2018/04/23	17.68
18559	BOCI Asia Ltd. - SMIC European Warrants Jul 2018 A	50,000,000	2017/11/10	2018/07/31	13.35
18553	BOCI Asia Ltd. - Tencent Holdings European Wts Mar 2018 G	30,000,000	2017/11/10	2018/03/05	14.85
18552	BOCI Asia Ltd. - Tencent Holdings European Wts Aug 2018 B	200,000,000	2017/11/10	2018/08/29	44.60
18555	BOCI Asia Ltd. - Tencent Holdings European Put Wts Mar 2018H	100,000,000	2017/11/10	2018/03/19	17.60
18557	BOCI Asia Ltd. - Tencent Holdings European Put Wts Apr 2018E	100,000,000	2017/11/10	2018/04/23	24.90
18509	BNP Paribas Issuance B.V. - Tencent Euro Wts Jul 2018 E	80,000,000	2017/11/10	2018/07/04	20.00
18535	Credit Suisse AG - CPIC European Warrants Jun 2018 A	50,000,000	2017/11/10	2018/06/08	12.50
18529	Credit Suisse AG - HSBC European Wts Mar 2018 C	100,000,000	2017/11/10	2018/03/27	15.00
18532	Credit Suisse AG - ICBC European Warrants Apr 2018 B	60,000,000	2017/11/10	2018/04/20	10.80
18534	Credit Suisse AG - Tencent Holdings Euro Put Wts Mar 2018 J	100,000,000	2017/11/10	2018/03/29	16.00
18541	Goldman Sachs SP (Asia) - CITIC European Warrants May 2018 A	40,000,000	2017/11/10	2018/05/31	10.00
18543	Goldman Sachs SP (Asia) - CKA European Warrants Mar 2018 B	40,000,000	2017/11/10	2018/03/23	10.00
18548	Goldman Sachs SP (Asia) - Ping An European Wts Feb 2018 H	100,000,000	2017/11/10	2018/02/26	16.10
18550	Goldman Sachs SP (Asia) - Ping An European Wts Mar 2018 G	80,000,000	2017/11/10	2018/03/26	23.12
18544	Goldman Sachs SP (Asia) - Stanchart European Wts Mar 2018 A	40,000,000	2017/11/10	2018/03/29	10.00
18539	J P Morgan SP BV - Galaxy Ent European Put Wts May 2018 A	100,000,000	2017/11/10	2018/05/31	39.20
18537	J P Morgan SP BV - Ping An European Warrants May 2018 D	100,000,000	2017/11/10	2018/05/31	25.20
18536	J P Morgan SP BV - Tencent European Warrants Feb 2018 I	100,000,000	2017/11/10	2018/02/09	51.10
18524	Macquarie Bank Ltd. - CNOOC European Warrants Jun 2018 B	24,000,000	2017/11/10	2018/06/04	10.03

# MAIN BOARD WARRANTS

Code	Derivative warrants	No. of issue			Amount raised (HK\$ mil.)
		(units)	Listing date	Expiry	
18525	Macquarie Bank Ltd. – CPIC European Warrants Oct 2018 A	37,000,000	2017/11/10	2018/10/03	10.14
18526	Macquarie Bank Ltd. – Ch State Con European Wts Jun 2019 A	40,000,000	2017/11/10	2019/06/04	10.00
18527	Macquarie Bank Ltd. – MGM China European Warrants Mar 2019 A	32,200,000	2017/11/10	2019/03/04	10.18
18508	Macquarie Bank Ltd. – Ping An European Warrants Mar 2018 D	40,000,000	2017/11/10	2018/03/02	10.00
18515	SG Issuer – Country Garden European Warrants Dec 2018 B	60,000,000	2017/11/10	2018/12/31	15.00
18516	SG Issuer – SMIC European Warrants May 2018 A	50,000,000	2017/11/10	2018/05/31	12.50
18518	SG Issuer – Tencent European Warrants May 2018 E	200,000,000	2017/11/10	2018/05/31	41.00
18517	SG Issuer – Tencent European Put Warrants Apr 2018 K	150,000,000	2017/11/10	2018/04/30	34.50
18511	UBS AG – Tencent Holdings European Put Warrants May 2018 B	200,000,000	2017/11/10	2018/05/09	56.80
18512	UBS AG – ZTE European Put Warrants May 2018 B	30,000,000	2017/11/10	2018/05/09	10.80
22638 #	UBS AG – China Life European Warrants Mar 2018 A	100,000,000	2017/11/10	2018/03/27	10.60
18620	BOCI Asia Ltd. – AAC Tech European Warrants Jun 2018 A	100,000,000	2017/11/13	2018/06/25	25.30
18622	BOCI Asia Ltd. – AAC Tech European Warrants Sep 2018 B	100,000,000	2017/11/13	2018/09/24	27.10
18623	BOCI Asia Ltd. – China Mobile European Warrants Apr 2018 A	200,000,000	2017/11/13	2018/04/23	61.60
18624	BOCI Asia Ltd. – Sinopec Corp European Warrants Jun 2018 A	60,000,000	2017/11/13	2018/06/11	15.00
18627	BOCI Asia Ltd. – HKEX European Warrants May 2018 C	50,000,000	2017/11/13	2018/05/28	37.05
18625	BOCI Asia Ltd. – New World Dev European Warrants May 2018 A	40,000,000	2017/11/13	2018/05/30	15.64
18618	BOCI Asia Ltd. – Tencent Holdings European Wts Apr 2018 F	30,000,000	2017/11/13	2018/04/25	34.29
18619	BOCI Asia Ltd. – Tencent Holdings European Wts Jul 2018 A	200,000,000	2017/11/13	2018/07/30	50.00
18571	BNP Paribas Issuance B.V. – PetroCh Euro Wts Dec 2018 A	40,000,000	2017/11/13	2018/12/04	10.40
18570	BNP Paribas Issuance B.V. – PICC Group Euro Wts Aug 2018 A	50,000,000	2017/11/13	2018/08/02	12.50
18569	BNP Paribas Issuance B.V. – SMIC European Wts Feb 2019 A	80,000,000	2017/11/13	2019/02/04	20.00
18591	Credit Suisse AG – Tencent Holdings European Wts May 2018 B	150,000,000	2017/11/13	2018/05/14	37.50
18602	Goldman Sachs SP (Asia) – AAC Tech Euro Wts May 2018 A	50,000,000	2017/11/13	2018/05/30	12.50
18606	Goldman Sachs SP (Asia) – PetroChina European Wts Apr 2018 A	60,000,000	2017/11/13	2018/04/27	20.28
18605	Goldman Sachs SP (Asia) – PetroChina European Wts May 2018 A	60,000,000	2017/11/13	2018/05/14	15.00
18603	Goldman Sachs SP (Asia) – Tencent European Wt Feb 2018 S	40,000,000	2017/11/13	2018/02/26	14.56
18604	Goldman Sachs SP (Asia) – Tencent European Wt Aug 2018 A	200,000,000	2017/11/13	2018/08/29	40.80
18607	Goldman Sachs SP (Asia) – Tencent European Put Wt May 2018 B	100,000,000	2017/11/13	2018/05/31	27.00
18583	HK Bank – AAC Tech European Warrants Jun 2018 C	100,000,000	2017/11/13	2018/06/29	25.00
18582	HK Bank – Ping An European Warrants Mar 2018 C	40,000,000	2017/11/13	2018/03/28	12.00
18584	HK Bank – Tencent European Warrants May 2018 B	100,000,000	2017/11/13	2018/05/31	25.00
18596	Haitong Int'l Sec – AAC Tech European Warrants May 2018 A	80,000,000	2017/11/13	2018/05/18	20.00
18600	Haitong Int'l Sec – AAC Tech European Warrants Aug 2018 A	80,000,000	2017/11/13	2018/08/08	20.00
18601	Haitong Int'l Sec – AAC Tech European Put Warrants Jun 2018A	60,000,000	2017/11/13	2018/06/25	15.00
18592	Haitong Int'l Sec – Tencent European Warrants Jul 2018 C	100,000,000	2017/11/13	2018/07/04	25.00
18594	Haitong Int'l Sec – Tencent European Put Warrants May 2018 B	100,000,000	2017/11/13	2018/05/25	30.00
18616	J P Morgan SP BV – AAC Tech European Warrants Jun 2018 A	100,000,000	2017/11/13	2018/06/15	25.10
18613	J P Morgan SP BV – CITIC Bank European Warrants Mar 2018 A	100,000,000	2017/11/13	2018/03/29	15.50
18612	J P Morgan SP BV – Ping An European Warrants May 2018 E	150,000,000	2017/11/13	2018/05/31	53.85
18614	J P Morgan SP BV – Ping An European Warrants Aug 2018 A	150,000,000	2017/11/13	2018/08/31	88.95
18609	J P Morgan SP BV – Tencent European Put Warrants Mar 2018 K	200,000,000	2017/11/13	2018/03/23	30.00
18608	J P Morgan SP BV – Tencent European Put Warrants Apr 2018 G	200,000,000	2017/11/13	2018/04/30	31.60
18587	Macquarie Bank Ltd. – AAC Tech European Wts Jan 2019 B	40,000,000	2017/11/13	2019/01/03	10.00

# MAIN BOARD WARRANTS

Code	Derivative warrants	No. of issue			Amount raised (HK\$ mil.)
		(units)	Listing date	Expiry	
18586	Macquarie Bank Ltd. – IGG European Warrants Jun 2018 A	33,000,000	2017/11/13	2018/06/15	10.03
18588	Macquarie Bank Ltd. – SMIC European Warrants Jan 2019 A	35,000,000	2017/11/13	2019/01/16	10.12
18574	SG Issuer – Ping An European Warrants Apr 2018 E	80,000,000	2017/11/13	2018/04/30	14.40
18579	SG Issuer – Tencent European Warrants Mar 2018 N	20,000,000	2017/11/13	2018/03/29	14.40
18590	UBS AG – AAC Tech European Warrants Jul 2018 B	100,000,000	2017/11/13	2018/07/16	25.00
18581	UBS AG – AAC Tech European Put Warrants Jun 2018 A	100,000,000	2017/11/13	2018/06/29	25.40
18580	UBS AG – Cathay Pacific European Warrants Apr 2018 A	25,000,000	2017/11/13	2018/04/18	10.63
18567	Bank Vontobel – HSBC European Warrants Jul 2018 A	40,000,000	2017/11/13	2018/07/09	10.08
18573	Bank Vontobel – Lenovo European Warrants May 2018 A	40,000,000	2017/11/13	2018/05/07	10.48
18565	Bank Vontobel – PetroChina European Warrants May 2018 A	60,000,000	2017/11/13	2018/05/28	15.12
18568	Bank Vontobel – Tencent European Warrants Aug 2018 A	100,000,000	2017/11/13	2018/08/29	20.10
17038 #	Credit Suisse AG – Tencent Holdings European Wts Apr 2018 A	100,000,000	2017/11/13	2018/04/30	26.50
18636	BNP Paribas Issuance B.V. – AAC Tech Euro Wts Jul 2018 C	120,000,000	2017/11/14	2018/07/04	30.00
18635	BNP Paribas Issuance B.V. – AAC Tech Euro Wts Oct 2018 B	120,000,000	2017/11/14	2018/10/03	30.00
18634	BNP Paribas Issuance B.V. – HSI European Wts Jun 2018 D	80,000,000	2017/11/14	2018/06/28	20.00
18628	BNP Paribas Issuance B.V. – Tencent Euro Wts Aug 2018 F	80,000,000	2017/11/14	2018/08/02	20.00
18630	BNP Paribas Issuance B.V. – Tencent Euro Wts Nov 2018 B	80,000,000	2017/11/14	2018/11/02	20.00
18631	BNP Paribas Issuance B.V. – Tencent Euro Wts Jan 2019 E	80,000,000	2017/11/14	2019/01/03	20.00
18698	Credit Suisse AG – AAC Tech European Warrants Jun 2018 A	100,000,000	2017/11/14	2018/06/29	25.00
18688	Credit Suisse AG – BYD Electronic European Warrants May 18 A	50,000,000	2017/11/14	2018/05/31	17.50
18691	Credit Suisse AG – CKH Holdings European Warrants Apr 2018 A	70,000,000	2017/11/14	2018/04/03	10.50
18689	Credit Suisse AG – China Mobile European Warrants Feb 2018 C	70,000,000	2017/11/14	2018/02/28	10.50
18697	Credit Suisse AG – China Taiping European Warrants Jul 2018A	40,000,000	2017/11/14	2018/07/30	10.00
18692	Credit Suisse AG – ZhengTongAuto European Warrants Jul 2018A	50,000,000	2017/11/14	2018/07/31	12.50
18690	Credit Suisse AG – PICC European Warrants May 2018 A	25,000,000	2017/11/14	2018/05/14	18.75
18683	Credit Suisse AG – Ping An European Put Warrants May 2018 C	70,000,000	2017/11/14	2018/05/31	28.00
18693	Credit Suisse AG – SMIC European Warrants Jun 2018 A	100,000,000	2017/11/14	2018/06/19	25.00
18696	Credit Suisse AG – Tencent Holdings European Wts Apr 2018 C	150,000,000	2017/11/14	2018/04/03	49.50
18695	Credit Suisse AG – Tencent Holdings European Wts May 2018 C	150,000,000	2017/11/14	2018/05/14	37.50
18685	Credit Suisse AG – Tencent Holdings Euro Put Wts Apr 2018 B	100,000,000	2017/11/14	2018/04/23	15.00
18699	Goldman Sachs SP (Asia) – CKH European Wts May 2018 A	40,000,000	2017/11/14	2018/05/31	10.00
18704	Goldman Sachs SP (Asia) – China Unicom Euro Wts Mar 2018 B	40,000,000	2017/11/14	2018/03/21	10.00
18700	Goldman Sachs SP (Asia) – Tencent European Wt May 2018 C	150,000,000	2017/11/14	2018/05/31	37.50
18701	Goldman Sachs SP (Asia) – Tencent European Wt May 2018 D	150,000,000	2017/11/14	2018/05/14	37.50
18703	Goldman Sachs SP (Asia) – Tencent European Wt Jun 2018 D	150,000,000	2017/11/14	2018/06/22	48.90
18646	HK Bank – HKEX European Put Warrants May 2018 C	100,000,000	2017/11/14	2018/05/24	20.00
18648	HK Bank – HSCEI European Put Warrants May 2018 A	150,000,000	2017/11/14	2018/05/30	22.50
18647	HK Bank – HSI European Put Warrants Apr 2018 F	150,000,000	2017/11/14	2018/04/27	24.00
18653	HK Bank – Tencent European Warrants Feb 2018 E	25,000,000	2017/11/14	2018/02/28	22.50
18666	Haitong Int'l Sec – Tencent European Warrants Jun 2018 E	100,000,000	2017/11/14	2018/06/11	25.00
18678	J P Morgan SP BV – AAC Tech European Put Warrants May 2018 B	60,000,000	2017/11/14	2018/05/31	15.54
18679	J P Morgan SP BV – HSI European Put Warrants May 2018 B	300,000,000	2017/11/14	2018/05/30	46.50
18681	J P Morgan SP BV – HSI European Put Warrants May 2018 C	300,000,000	2017/11/14	2018/05/30	76.20
18677	J P Morgan SP BV – PetroChina European Warrants Jun 2018 B	100,000,000	2017/11/14	2018/06/01	26.00

# MAIN BOARD WARRANTS

Code	Derivative warrants	No. of issue			Amount raised (HK\$ mil.)
		(units)	Listing date	Expiry	
18674	J P Morgan SP BV – Tencent European Warrants Feb 2018 J	100,000,000	2017/11/14	2018/02/28	54.00
18672	J P Morgan SP BV – Tencent European Warrants May 2018 C	250,000,000	2017/11/14	2018/05/31	64.00
18675	J P Morgan SP BV – Tencent European Warrants May 2018 D	250,000,000	2017/11/14	2018/05/14	64.00
18676	J P Morgan SP BV – Tencent European Put Warrants May 2018 E	250,000,000	2017/11/14	2018/05/31	65.00
18669	Macquarie Bank Ltd. – GCL-Poly Energy European Wts Jul 2019B	34,000,000	2017/11/14	2019/07/03	10.03
18667	Macquarie Bank Ltd. – Huadian Fuxin European Warrants Nov18A	30,000,000	2017/11/14	2018/11/16	10.02
18671	Macquarie Bank Ltd. – PICC Group European Wts Jul 2018 B	40,000,000	2017/11/14	2018/07/04	10.00
18668	Macquarie Bank Ltd. – Sino Biopharm European Wts Dec 2020 A	25,000,000	2017/11/14	2020/12/16	10.00
18641	SG Issuer – AAC Tech European Warrants May 2018 A	70,000,000	2017/11/14	2018/05/31	17.50
18664	SG Issuer – China Life European Warrants May 2018 D	150,000,000	2017/11/14	2018/05/31	37.50
18637	SG Issuer – HKEX European Put Warrants Feb 2018 F	150,000,000	2017/11/14	2018/02/28	22.50
18639	SG Issuer – Kingsoft European Warrants Apr 2018 B	70,000,000	2017/11/14	2018/04/30	10.50
18640	SG Issuer – Ping An European Put Warrants May 2018 D	60,000,000	2017/11/14	2018/05/31	20.10
18642	SG Issuer – Tencent European Warrants May 2018 F	200,000,000	2017/11/14	2018/05/31	50.00
18654	UBS AG – Sinopec Corp European Warrants May 2018 A	50,000,000	2017/11/14	2018/05/31	12.65
18660	UBS AG – Galaxy Ent European Warrants May 2018 A	70,000,000	2017/11/14	2018/05/14	17.78
18655	UBS AG – Ping An European Warrants Mar 2018 B	100,000,000	2017/11/14	2018/03/26	44.70
18658	UBS AG – Ping An European Warrants May 2018 B	100,000,000	2017/11/14	2018/05/14	25.30
18661	UBS AG – Tencent Holdings European Warrants May 2018 C	300,000,000	2017/11/14	2018/05/14	78.60
18643	Bank Vontobel – China Unicom European Warrants Aug 2018 A	20,000,000	2017/11/14	2018/08/06	10.00
18662	Bank Vontobel – Tencent European Warrants Jun 2018 B	100,000,000	2017/11/14	2018/06/04	25.70
18644	Bank Vontobel – Tencent European Put Warrants May 2018 D	100,000,000	2017/11/14	2018/05/14	26.70
18770	BOCI Asia Ltd. – China Life European Warrants Mar 2018 B	200,000,000	2017/11/15	2018/03/29	30.00
18711	BOCI Asia Ltd. – CNOOC European Warrants Apr 2018 A	100,000,000	2017/11/15	2018/04/30	28.20
18709	BOCI Asia Ltd. – Ping An European Warrants Mar 2018 D	100,000,000	2017/11/15	2018/03/29	38.70
18769	BOCI Asia Ltd. – Ping An European Warrants May 2018 C	100,000,000	2017/11/15	2018/05/31	29.70
18710	BOCI Asia Ltd. – Ping An European Put Warrants Jul 2018 A	100,000,000	2017/11/15	2018/07/30	15.80
18765	BOCI Asia Ltd. – Tencent Holdings European Wts Mar 2018 I	30,000,000	2017/11/15	2018/03/29	30.87
18764	BOCI Asia Ltd. – Tencent Holdings European Wts May 2018 B	200,000,000	2017/11/15	2018/05/14	52.20
18712	BOCI Asia Ltd. – Tencent Holdings European Wts Jun 2018 E	200,000,000	2017/11/15	2018/06/25	50.00
18778	BOCI Asia Ltd. – Tencent Holdings European Wts Jun 2018 G	200,000,000	2017/11/15	2018/06/29	50.60
18768	BOCI Asia Ltd. – Tencent Holdings European Put Wts Jun 2018F	200,000,000	2017/11/15	2018/06/11	63.20
18713	BNP Paribas Issuance B.V. – AAC Tech Euro Wts Oct 2018 C	100,000,000	2017/11/15	2018/10/03	26.00
18738	BNP Paribas Issuance B.V. – CITIC Bank Euro Wts Oct 2018 A	40,000,000	2017/11/15	2018/10/03	10.00
18715	BNP Paribas Issuance B.V. – NCI European Wts Aug 2018 A	40,000,000	2017/11/15	2018/08/02	10.40
18740	BNP Paribas Issuance B.V. – SHK Ppt Euro Warrants Jul 2018 A	40,000,000	2017/11/15	2018/07/04	14.80
18739	BNP Paribas Issuance B.V. – Stanchart Euro Wts Jul 2018 A	40,000,000	2017/11/15	2018/07/04	23.20
18714	BNP Paribas Issuance B.V. – Sunny Optical Eu Wt Nov 2018 A	100,000,000	2017/11/15	2018/11/02	25.00
18758	Credit Suisse AG – Kingsoft European Warrants Apr 2018 A	70,000,000	2017/11/15	2018/04/26	10.50
18755	Credit Suisse AG – PICC Group European Warrants May 2018 A	40,000,000	2017/11/15	2018/05/14	10.00
18756	Credit Suisse AG – Tencent Holdings European Wts May 2018 D	150,000,000	2017/11/15	2018/05/14	37.50
18757	Credit Suisse AG – Tencent Holdings European Wts May 2018 E	150,000,000	2017/11/15	2018/05/14	37.50
18760	Credit Suisse AG – Tencent Holdings European Wts May 2018 F	150,000,000	2017/11/15	2018/05/31	37.50
18774	Goldman Sachs SP (Asia) – Sinopec Corp Euro Wts Feb 2018 C	50,000,000	2017/11/15	2018/02/26	12.10

# MAIN BOARD WARRANTS

Code	Derivative warrants	No. of issue		Expiry	Amount raised (HK\$ mil.)
		(units)	Listing date		
18777	Goldman Sachs SP (Asia) – Sinopec Corp Euro Wts Mar 2018 B	50,000,000	2017/11/15	2018/03/27	10.00
18708	Goldman Sachs SP (Asia) – HKEX European Warrants May 2018 E	150,000,000	2017/11/15	2018/05/24	22.50
18771	Goldman Sachs SP (Asia) – HSI European Put Wts Apr 2018 C	150,000,000	2017/11/15	2018/04/27	22.50
18776	Goldman Sachs SP (Asia) – Ping An European Wts Apr 2018 C	100,000,000	2017/11/15	2018/04/24	31.70
18773	Goldman Sachs SP (Asia) – Ping An European Wts May 2018 C	100,000,000	2017/11/15	2018/05/31	43.40
18746	HK Bank – AAC Tech European Warrants May 2018 A	100,000,000	2017/11/15	2018/05/31	25.00
18742	HK Bank – A50 China European Warrants Apr 2018 A	40,000,000	2017/11/15	2018/04/30	10.40
18741	HK Bank – Ping An European Warrants Apr 2018 B	80,000,000	2017/11/15	2018/04/30	14.40
18744	HK Bank – Sunny Optical European Warrants Jun 2018 C	100,000,000	2017/11/15	2018/06/04	15.00
18743	HK Bank – Tencent European Warrants May 2018 C	100,000,000	2017/11/15	2018/05/31	25.00
18754	J P Morgan SP BV – China Life European Warrants Jul 2018 A	150,000,000	2017/11/15	2018/07/27	25.35
18737	Macquarie Bank Ltd. – Ping An European Warrants May 2018 E	24,000,000	2017/11/15	2018/05/03	10.15
18732	Macquarie Bank Ltd. – SUNAC European Warrants Oct 2018 B	11,000,000	2017/11/15	2018/10/03	10.46
18733	Macquarie Bank Ltd. – Tencent European Warrants Jun 2018 B	10,000,000	2017/11/15	2018/06/04	10.01
18734	Macquarie Bank Ltd. – Tencent European Warrants Jun 2018 C	7,000,000	2017/11/15	2018/06/04	15.73
18735	Macquarie Bank Ltd. – Tencent European Put Wts Jun 2018 D	40,000,000	2017/11/15	2018/06/04	16.20
18736	Macquarie Bank Ltd. – Tencent European Put Wts Jun 2018 E	10,000,000	2017/11/15	2018/06/04	23.00
18718	SG Issuer – CHALCO European Warrants Jun 2018 A	12,000,000	2017/11/15	2018/06/29	10.08
18719	SG Issuer – CCoal European Warrants Jul 2018 A	30,000,000	2017/11/15	2018/07/31	10.05
18720	SG Issuer – CGS European Warrants May 2018 A	15,000,000	2017/11/15	2018/05/31	10.05
18721	SG Issuer – China Life European Warrants Jul 2018 B	150,000,000	2017/11/15	2018/07/31	22.50
18722	SG Issuer – CRCC European Warrants May 2018 A	14,000,000	2017/11/15	2018/05/31	10.78
18724	SG Issuer – HKEX European Warrants Jun 2018 D	200,000,000	2017/11/15	2018/06/29	30.00
18762	SG Issuer – Tencent European Warrants Feb 2018 I	20,000,000	2017/11/15	2018/02/28	11.00
18716	SG Issuer – Tencent European Warrants May 2018 G	200,000,000	2017/11/15	2018/05/31	50.00
18728	SG Issuer – Tencent European Warrants Jun 2018 B	200,000,000	2017/11/15	2018/06/29	50.00
18763	SG Issuer – Tencent European Warrants Jun 2018 C	200,000,000	2017/11/15	2018/06/29	50.00
18717	SG Issuer – Tencent European Warrants Jul 2018 D	200,000,000	2017/11/15	2018/07/31	50.00
18731	SG Issuer – Yanzhou Coal Eu Wt May 2018 A	15,000,000	2017/11/15	2018/05/31	10.05
18750	UBS AG – CNOOC European Warrants Apr 2018 A	40,000,000	2017/11/15	2018/04/27	11.84
18751	UBS AG – HKEX European Warrants May 2018 B	300,000,000	2017/11/15	2018/05/28	45.30
18753	UBS AG – Sunny Optical European Warrants May 2018 A	100,000,000	2017/11/15	2018/05/28	15.00
18752	UBS AG – Sunny Optical European Put Warrants Apr 2018 C	70,000,000	2017/11/15	2018/04/23	11.13
18707	Bank Vontobel – CNBM European Warrants May 2018 A	20,000,000	2017/11/15	2018/05/16	14.02
18761	Bank Vontobel – Tencent European Warrants Jun 2018 C	100,000,000	2017/11/15	2018/06/25	25.20
17716 #	J P Morgan SP BV – Ping An European Warrants May 2018 B	50,000,000	2017/11/15	2018/05/02	31.50
18784	BNP Paribas Issuance B.V. – China Life Euro Wts Aug 2018 A	70,000,000	2017/11/16	2018/08/02	10.50
18786	BNP Paribas Issuance B.V. – Geely Auto Euro Wts Apr 2018 B	60,000,000	2017/11/16	2018/04/04	16.80
18781	BNP Paribas Issuance B.V. – HKEX European Wts Jun 2018 B	80,000,000	2017/11/16	2018/06/04	12.00
18780	BNP Paribas Issuance B.V. – HKEX European Wts Nov 2018 A	80,000,000	2017/11/16	2018/11/02	20.00
18782	BNP Paribas Issuance B.V. – HSBC European Wts Jul 2018 B	40,000,000	2017/11/16	2018/07/04	11.60
18788	BNP Paribas Issuance B.V. – Ping An European Wt Apr 2018 D	40,000,000	2017/11/16	2018/04/04	12.00
18779	BNP Paribas Issuance B.V. – ZTE European Wts Jun 2018 A	40,000,000	2017/11/16	2018/06/04	10.40
18821	Credit Suisse AG – CGS European Warrants May 2018 A	25,000,000	2017/11/16	2018/05/15	12.00



# MAIN BOARD WARRANTS

Code	Derivative warrants	No. of issue			Amount raised (HK\$ mil.)
		(units)	Listing date	Expiry	
18820	Credit Suisse AG – China Life European Warrants Jul 2018 A	100,000,000	2017/11/16	2018/07/23	15.00
18824	Credit Suisse AG – ChiUnicom European Warrants Mar 2018 A	30,000,000	2017/11/16	2018/03/28	10.50
18819	Credit Suisse AG – Ping An European Warrants May 2018 D	100,000,000	2017/11/16	2018/05/03	55.00
18822	Credit Suisse AG – Ping An European Put Warrants Apr 2018 A	70,000,000	2017/11/16	2018/04/30	13.51
18823	Credit Suisse AG – Tencent Holdings European Wts Feb 2018 N	40,000,000	2017/11/16	2018/02/28	32.00
18825	Goldman Sachs SP (Asia) – HSBC European Warrants Apr 2018 A	80,000,000	2017/11/16	2018/04/26	16.00
18827	Goldman Sachs SP (Asia) – NCI European Warrants Apr 2018 A	40,000,000	2017/11/16	2018/04/25	12.32
18828	Goldman Sachs SP (Asia) – Ping An European Wts May 2018 D	100,000,000	2017/11/16	2018/05/24	17.40
18817	Goldman Sachs SP (Asia) – Tencent European Wt May 2018 E	150,000,000	2017/11/16	2018/05/16	37.50
18818	Goldman Sachs SP (Asia) – Tencent European Wt May 2018 F	150,000,000	2017/11/16	2018/05/29	37.50
18811	J P Morgan SP BV – China Life European Warrants Sep 2018 A	150,000,000	2017/11/16	2018/09/20	23.10
10491	J P Morgan SP BV – N225 Index Euro Wts Jun 2018 E	100,000,000	2017/11/16	2018/06/08	25.50
18812	J P Morgan SP BV – Ping An European Put Warrants May 2018 F	150,000,000	2017/11/16	2018/05/31	61.50
18808	J P Morgan SP BV – Tencent European Warrants Dec 2019 A	300,000,000	2017/11/16	2019/12/31	75.30
18805	Macquarie Bank Ltd. – BBMG European Warrants Oct 2018 A	13,000,000	2017/11/16	2018/10/16	10.01
18804	Macquarie Bank Ltd. – CITIC Bank European Wts Nov 2018 A	32,000,000	2017/11/16	2018/11/02	10.24
18800	Macquarie Bank Ltd. – Sinopec Corp European Wts Aug 2018 A	40,000,000	2017/11/16	2018/08/02	10.00
18802	Macquarie Bank Ltd. – Sinopec Corp Euro Put Wts Sep 2018 A	25,000,000	2017/11/16	2018/09/04	10.58
18795	Macquarie Bank Ltd. – CSOP A50 ETF European Wts Jun 2018 A	14,000,000	2017/11/16	2018/06/04	10.33
18798	Macquarie Bank Ltd. – HKEX European Warrants Jun 2018 B	6,000,000	2017/11/16	2018/06/04	10.64
18799	Macquarie Bank Ltd. – HKEX European Warrants Jun 2018 C	10,500,000	2017/11/16	2018/06/04	10.10
18806	Macquarie Bank Ltd. – PetroChina European Put Wts Jan 2019 A	19,000,000	2017/11/16	2019/01/03	10.01
18796	Macquarie Bank Ltd. – Ping An European Put Warrants Jun 18 D	23,000,000	2017/11/16	2018/06/04	10.19
18801	Macquarie Bank Ltd. – Sands China European Wts Jun 2018 A	40,000,000	2017/11/16	2018/06/04	10.00
18807	SG Issuer – AAC Tech European Warrants Jul 2018 C	50,000,000	2017/11/16	2018/07/31	12.50
18789	SG Issuer – HKEX European Warrants Mar 2018 C	22,000,000	2017/11/16	2018/03/29	10.34
18790	SG Issuer – HKEX European Warrants May 2018 A	200,000,000	2017/11/16	2018/05/31	30.00
18791	SG Issuer – KECL European Warrants May 2018 A	15,000,000	2017/11/16	2018/05/31	10.05
18792	SG Issuer – SMIC European Warrants Sep 2018 A	50,000,000	2017/11/16	2018/09/28	12.50
18793	SG Issuer – Tencent European Put Warrants May 2018 H	150,000,000	2017/11/16	2018/05/31	41.25
18814	UBS AG – China Taiping European Warrants May 2018 A	40,000,000	2017/11/16	2018/05/15	12.04
18815	UBS AG – Tencent Holdings European Warrants Feb 2018 K	30,000,000	2017/11/16	2018/02/23	24.06
18850	BNP Paribas Issuance B.V. – Ping An European Wt May 2018 B	60,000,000	2017/11/17	2018/05/03	18.60
18849	BNP Paribas Issuance B.V. – Ping An European Wt Jun 2018 D	60,000,000	2017/11/17	2018/06/04	17.40
18894	Credit Suisse AG – AAC Tech European Warrants Jul 2018 A	100,000,000	2017/11/17	2018/07/30	25.00
18889	Credit Suisse AG – BBMG European Warrants May 2018 A	20,000,000	2017/11/17	2018/05/16	10.60
18898	Credit Suisse AG – BJ Ent Water European Warrants May 2018 A	20,000,000	2017/11/17	2018/05/31	14.20
18895	Credit Suisse AG – Country Garden European Warrants Aug 18 A	100,000,000	2017/11/17	2018/08/15	25.00
18901	Credit Suisse AG – CSOP A50 ETF European Warrants Mar 2018 B	50,000,000	2017/11/17	2018/03/28	11.00
18902	Credit Suisse AG – GCL-Poly Energy European Wts Oct 2018 A	60,000,000	2017/11/17	2018/10/31	15.00
18897	Credit Suisse AG – HS H-SHARE European Warrants May 2018 A	70,000,000	2017/11/17	2018/05/31	17.50
18896	Credit Suisse AG – Huaneng Power European Warrants May 2018A	40,000,000	2017/11/17	2018/05/16	10.00
18890	Credit Suisse AG – Sunny Optical European Warrants Jul 2018B	100,000,000	2017/11/17	2018/07/30	25.00
18909	Goldman Sachs SP (Asia) – Ch Comm Cons Euro Wts Apr 2018 B	30,000,000	2017/11/17	2018/04/30	13.65

# MAIN BOARD WARRANTS

Code	Derivative warrants	No. of issue			Amount raised (HK\$ mil.)
		(units)	Listing date	Expiry	
18903	Goldman Sachs SP (Asia) – China Life Euro Wts Jul 2018 B	100,000,000	2017/11/17	2018/07/23	15.00
18907	Goldman Sachs SP (Asia) – CRRC European Warrants Mar 2018 A	30,000,000	2017/11/17	2018/03/26	10.02
18904	Goldman Sachs SP (Asia) – HSBC European Warrants Apr 2018 B	80,000,000	2017/11/17	2018/04/25	12.00
18908	Goldman Sachs SP (Asia) – Ping An European Wts May 2018 F	80,000,000	2017/11/17	2018/05/30	20.00
18906	Goldman Sachs SP (Asia) – Ping An Euro Put Wts May 2018 E	60,000,000	2017/11/17	2018/05/18	17.34
18844	HK Bank – China Shenhua European Warrants May 2018 A	80,000,000	2017/11/17	2018/05/02	12.00
18852	HK Bank – HSI European Put Warrants Apr 2018 G	150,000,000	2017/11/17	2018/04/27	22.50
18851	HK Bank – Tencent European Warrants Jun 2018 C	150,000,000	2017/11/17	2018/06/29	37.50
18853	HK Bank – Tencent European Put Warrants May 2018 D	150,000,000	2017/11/17	2018/05/02	30.00
18843	Haitong Int'l Sec – China Life European Warrants Jul 2018 A	100,000,000	2017/11/17	2018/07/24	15.00
18842	Haitong Int'l Sec – China Life European Warrants Oct 2018 B	100,000,000	2017/11/17	2018/10/30	25.00
18837	Haitong Int'l Sec – PetroChina European Warrants Jun 2018 A	40,000,000	2017/11/17	2018/06/29	10.40
18840	Haitong Int'l Sec – Ping An European Warrants May 2018 A	100,000,000	2017/11/17	2018/05/18	27.30
18838	Haitong Int'l Sec – SMIC European Warrants Jun 2018 A	80,000,000	2017/11/17	2018/06/29	20.00
18839	Haitong Int'l Sec – SMIC European Warrants Aug 2018 A	80,000,000	2017/11/17	2018/08/28	20.08
18835	Haitong Int'l Sec – Tencent European Warrants Jun 2018 F	100,000,000	2017/11/17	2018/06/29	25.00
18836	Haitong Int'l Sec – Tencent European Put Warrants May 2018 C	80,000,000	2017/11/17	2018/05/18	21.60
18877	J P Morgan SP BV – AAC Tech European Warrants Jun 2018 B	80,000,000	2017/11/17	2018/06/29	20.00
18872	J P Morgan SP BV – CC Bank European Wts Mar 2018 C	100,000,000	2017/11/17	2018/03/28	16.40
18884	J P Morgan SP BV – China Mob European Wts Apr 2018 A	150,000,000	2017/11/17	2018/04/06	30.45
18886	J P Morgan SP BV – China Mob European Put Wts May 2018 A	150,000,000	2017/11/17	2018/05/16	37.95
18880	J P Morgan SP BV – CPIC European Warrants Jun 2018 A	80,000,000	2017/11/17	2018/06/01	20.88
18887	J P Morgan SP BV – CSDC European Warrants Jun 2018 B	40,000,000	2017/11/17	2018/06/29	10.00
18882	J P Morgan SP BV – China Taiping European Wts May 2018 A	80,000,000	2017/11/17	2018/05/31	20.16
18878	J P Morgan SP BV – HKEX European Warrants Nov 2018 A	200,000,000	2017/11/17	2018/11/30	30.40
18883	J P Morgan SP BV – PICC European Warrants Dec 2018 A	80,000,000	2017/11/17	2018/12/31	20.08
18881	J P Morgan SP BV – PICC Group European Warrants May 2018 A	80,000,000	2017/11/17	2018/05/31	20.80
18879	J P Morgan SP BV – Ping An European Warrants Jun 2018 A	150,000,000	2017/11/17	2018/06/29	37.80
18888	J P Morgan SP BV – Ping An European Warrants Jun 2018 B	150,000,000	2017/11/17	2018/06/29	58.05
18873	J P Morgan SP BV – Sunny Optical European Warrants Jun 2018B	100,000,000	2017/11/17	2018/06/29	25.10
18861	Macquarie Bank Ltd. – AAC Tech European Wts Jun 2018 A	9,000,000	2017/11/17	2018/06/04	10.10
18857	Macquarie Bank Ltd. – Bank of EA European Wts Dec 2018 A	40,000,000	2017/11/17	2018/12/04	10.00
18859	Macquarie Bank Ltd. – Geely Auto European Wts Jul 2018 B	21,000,000	2017/11/17	2018/07/04	10.25
18854	Macquarie Bank Ltd. – Baiyunshan Ph European Warrants Dec18A	16,500,000	2017/11/17	2018/12/18	10.05
18860	Macquarie Bank Ltd. – Link REIT European Warrants Mar 2019 A	30,000,000	2017/11/17	2019/03/04	10.14
18855	Macquarie Bank Ltd. – Weigao Group European Wts Aug 2020 A	37,000,000	2017/11/17	2020/08/18	10.18
18858	Macquarie Bank Ltd. – Sunny Optical European Put Wts Sep18 B	40,000,000	2017/11/17	2018/09/04	10.00
18845	SG Issuer – China Life European Put Warrants Jun 2018 B	100,000,000	2017/11/17	2018/06/29	25.00
18846	SG Issuer – China Taiping European Warrants May 2018 A	40,000,000	2017/11/17	2018/05/31	10.00
18863	SG Issuer – Ping An European Warrants May 2018 E	80,000,000	2017/11/17	2018/05/31	20.00
18847	SG Issuer – SUNAC European Warrants May 2018 A	15,000,000	2017/11/17	2018/05/16	11.25
18848	SG Issuer – SUNAC European Warrants Jun 2018 A	15,000,000	2017/11/17	2018/06/29	13.95
18869	UBS AG – AAC Tech European Warrants Jun 2018 B	100,000,000	2017/11/17	2018/06/25	25.10
18865	UBS AG – ASM Pacific European Warrants Oct 2018 A	50,000,000	2017/11/17	2018/10/29	12.65

# MAIN BOARD WARRANTS

Code	Derivative warrants	No. of issue			Amount raised (HK\$ mil.)
		(units)	Listing date	Expiry	
18870	UBS AG – Kingsoft European Warrants Mar 2018 A	100,000,000	2017/11/17	2018/03/26	15.00
18831	Bank Vontobel – HSI European Warrants Aug 2018 A	100,000,000	2017/11/17	2018/08/30	15.30
18833	Bank Vontobel – HSI European Warrants Jan 2019 A	100,000,000	2017/11/17	2019/01/30	15.10
18829	Bank Vontobel – HSI European Put Warrants Jun 2018 C	100,000,000	2017/11/17	2018/06/28	25.40
18834	Bank Vontobel – Ping An European Warrants May 2018 A	50,000,000	2017/11/17	2018/05/29	12.95
18372 #	Goldman Sachs SP (Asia) – Ping An European Wts Apr 2018 B	50,000,000	2017/11/17	2018/04/25	25.50
18925	BNP Paribas Issuance B.V. – Country Garden Eu Wt Nov 2018 A	100,000,000	2017/11/20	2018/11/02	25.00
18927	BNP Paribas Issuance B.V. – Country Garden Eu Wt Mar 2019 A	100,000,000	2017/11/20	2019/03/04	25.00
18923	BNP Paribas Issuance B.V. – Galaxy Ent Euro Wts Nov 2018 A	50,000,000	2017/11/20	2018/11/02	16.00
18924	BNP Paribas Issuance B.V. – Sunny Optical Eu Wt Jul 2018 D	100,000,000	2017/11/20	2018/07/04	26.00
18956	Credit Suisse AG – ASM Pacific European Warrants Sep 2018 A	100,000,000	2017/11/20	2018/09/28	25.00
18955	Credit Suisse AG – CICC European Warrants May 2018 A	50,000,000	2017/11/20	2018/05/30	12.50
18953	Credit Suisse AG – HKEX European Warrants May 2018 D	150,000,000	2017/11/20	2018/05/24	22.50
18957	Credit Suisse AG – Ping An European Warrants May 2018 E	100,000,000	2017/11/20	2018/05/31	70.00
18958	Credit Suisse AG – Ping An European Warrants May 2018 F	100,000,000	2017/11/20	2018/05/30	25.00
18954	Credit Suisse AG – SUNAC European Warrants May 2018 A	15,000,000	2017/11/20	2018/05/21	13.80
18981	Goldman Sachs SP (Asia) – AAC Tech Euro Wts May 2018 B	80,000,000	2017/11/20	2018/05/30	20.00
18978	Goldman Sachs SP (Asia) – BOCL European Warrants Jul 2018 A	80,000,000	2017/11/20	2018/07/19	12.00
18980	Goldman Sachs SP (Asia) – BOCL European Warrants Aug 2018 B	80,000,000	2017/11/20	2018/08/28	12.00
18982	Goldman Sachs SP (Asia) – A50 China European Wts Mar 2018 B	80,000,000	2017/11/20	2018/03/23	28.16
18986	Goldman Sachs SP (Asia) – HKEX European Warrants Feb 2018 F	30,000,000	2017/11/20	2018/02/23	10.17
18987	Goldman Sachs SP (Asia) – HSI European Put Wts Apr 2018 D	150,000,000	2017/11/20	2018/04/27	22.50
18931	HK Bank – AAC Tech European Warrants May 2018 B	80,000,000	2017/11/20	2018/05/31	20.00
18933	HK Bank – AIA European Warrants Mar 2018 A	80,000,000	2017/11/20	2018/03/28	12.00
18930	HK Bank – Ping An European Warrants May 2018 B	60,000,000	2017/11/20	2018/05/31	15.00
18929	HK Bank – Ping An European Put Warrants May 2018 A	40,000,000	2017/11/20	2018/05/31	12.00
18932	HK Bank – Sunny Optical European Put Warrants Jun 2018 D	60,000,000	2017/11/20	2018/06/29	15.00
18922	Haitong Int'l Sec – CGS European Warrants Mar 2018 A	30,000,000	2017/11/20	2018/03/28	10.50
18921	Haitong Int'l Sec – China Life European Warrants Sep 2018 B	150,000,000	2017/11/20	2018/09/20	31.80
18912	Haitong Int'l Sec – China Taiping European Warrants May 18 A	40,000,000	2017/11/20	2018/05/21	10.00
18928	Haitong Int'l Sec – Esprit European Warrants Jun 2020 A	150,000,000	2017/11/20	2020/06/30	37.50
18911	Haitong Int'l Sec – PetroChina European Warrants May 2018 C	50,000,000	2017/11/20	2018/05/08	11.00
18918	Haitong Int'l Sec – PICC European Warrants Sep 2018 A	100,000,000	2017/11/20	2018/09/10	25.00
18919	Haitong Int'l Sec – PICC European Warrants Jan 2019 A	100,000,000	2017/11/20	2019/01/31	25.00
18914	Haitong Int'l Sec – Ping An European Warrants Feb 2018 C	100,000,000	2017/11/20	2018/02/22	36.60
18915	Haitong Int'l Sec – Ping An European Warrants Apr 2018 A	100,000,000	2017/11/20	2018/04/30	35.30
18916	Haitong Int'l Sec – Ping An European Put Warrants Apr 2018 B	100,000,000	2017/11/20	2018/04/24	15.40
18917	Haitong Int'l Sec – Ping An European Put Warrants May 2018 B	100,000,000	2017/11/20	2018/05/21	31.50
18913	Haitong Int'l Sec – Sands China European Warrants Jun 2018 A	100,000,000	2017/11/20	2018/06/26	16.60
18962	J P Morgan SP BV – Galaxy Ent European Warrants May 2018 B	100,000,000	2017/11/20	2018/05/21	25.20
18967	J P Morgan SP BV – Ping An European Warrants Jul 2018 A	150,000,000	2017/11/20	2018/07/31	101.85
18965	J P Morgan SP BV – Ping An European Warrants Sep 2018 A	150,000,000	2017/11/20	2018/09/28	79.35
18964	J P Morgan SP BV – Ping An European Warrants Nov 2018 A	150,000,000	2017/11/20	2018/11/30	66.15
18963	J P Morgan SP BV – Ping An European Warrants Dec 2018 A	150,000,000	2017/11/20	2018/12/31	39.30



# MAIN BOARD WARRANTS

Code	Derivative warrants	No. of issue			Amount raised (HK\$ mil.)
		(units)	Listing date	Expiry	
18948	Macquarie Bank Ltd. – AIA European Warrants Jun 2018 A	40,000,000	2017/11/20	2018/06/04	10.04
18952	Macquarie Bank Ltd. – Skyworth Digital European Wts Dec 18 A	18,000,000	2017/11/20	2018/12/18	10.03
18949	Macquarie Bank Ltd. – Sunny Optical European Wts Aug 2018 A	35,000,000	2017/11/20	2018/08/02	10.01
18950	Macquarie Bank Ltd. – Tencent European Warrants Jun 2018 F	8,000,000	2017/11/20	2018/06/04	22.77
18951	Macquarie Bank Ltd. – Goldwind European Warrants Oct 2018 A	40,000,000	2017/11/20	2018/10/16	10.00
18936	SG Issuer – AIA European Warrants Jun 2018 B	80,000,000	2017/11/20	2018/06/29	20.00
18935	SG Issuer – AIA European Put Warrants May 2018 A	60,000,000	2017/11/20	2018/05/31	15.00
18937	SG Issuer – CCB European Warrants May 2018 B	60,000,000	2017/11/20	2018/05/31	16.80
18938	SG Issuer – Ch Mob European Warrants Apr 2018 D	60,000,000	2017/11/20	2018/04/30	10.50
18939	SG Issuer – CMob European Put Warrants Jun 2018 A	40,000,000	2017/11/20	2018/06/29	11.80
18940	SG Issuer – CP&CC European Warrants May 2018 A	40,000,000	2017/11/20	2018/05/31	13.60
18941	SG Issuer – ChiUnicom European Warrants Jun 2018 A	11,000,000	2017/11/20	2018/06/29	10.01
18944	SG Issuer – ChiUnicom European Put Warrants Jun 2018 B	8,000,000	2017/11/20	2018/06/29	10.00
18945	SG Issuer – ICBC European Warrants May 2018 C	60,000,000	2017/11/20	2018/05/31	20.40
18946	SG Issuer – Ping An European Warrants Sep 2018 A	80,000,000	2017/11/20	2018/09/28	46.40
18947	SG Issuer – Sunny Optical European Warrants Jun 2018 B	50,000,000	2017/11/20	2018/06/29	12.50
18959	UBS AG – AIA European Warrants Feb 2018 B	100,000,000	2017/11/20	2018/02/27	15.40
18910	UBS AG – AIA European Put Warrants Apr 2018 A	100,000,000	2017/11/20	2018/04/13	19.20
18960	UBS AG – CITIC Bank European Warrants Mar 2018 A	70,000,000	2017/11/20	2018/03/26	11.20
18961	UBS AG – Sunny Optical European Warrants Jun 2018 B	100,000,000	2017/11/20	2018/06/11	25.00
18971	Bank Vontobel – AIA European Warrants Mar 2018 A	70,000,000	2017/11/20	2018/03/01	10.85
18977	Bank Vontobel – AIA European Warrants Jun 2018 A	60,000,000	2017/11/20	2018/06/04	15.06
18972	Bank Vontobel – HKEX European Warrants Apr 2018 A	30,000,000	2017/11/20	2018/04/03	14.64
18973	Bank Vontobel – HKEX European Warrants Jun 2018 D	150,000,000	2017/11/20	2018/06/04	25.20
18968	Bank Vontobel – Kingsoft European Warrants Aug 2018 A	50,000,000	2017/11/20	2018/08/27	12.90
11495 #	Credit Suisse AG – Ping An European Warrants Feb 2018 B	50,000,000	2017/11/20	2018/02/28	14.50
18993	BNP Paribas Issuance B.V. – Ch Railway Euro Wts Jun 2018 A	40,000,000	2017/11/21	2018/06/04	12.80
18992	BNP Paribas Issuance B.V. – New World Dev Eu Wt Jun 2018 A	40,000,000	2017/11/21	2018/06/04	17.60
18995	BNP Paribas Issuance B.V. – PICC European Wts Jan 2019 A	80,000,000	2017/11/21	2019/01/03	20.00
18994	BNP Paribas Issuance B.V. – Zijin Mining Eu Wts Oct 2018 A	60,000,000	2017/11/21	2018/10/03	19.20
19016	Credit Suisse AG – AIA European Warrants Feb 2018 C	70,000,000	2017/11/21	2018/02/28	12.60
19015	Credit Suisse AG – AIA European Warrants Jun 2018 A	70,000,000	2017/11/21	2018/06/04	17.50
19023	Credit Suisse AG – BAIC Motor European Warrants May 2018 A	100,000,000	2017/11/21	2018/05/31	87.00
19018	Credit Suisse AG – Ch Overseas European Warrants May 2018 A	70,000,000	2017/11/21	2018/05/31	11.90
19017	Credit Suisse AG – China Shenhua European Wts Oct 2018 A	70,000,000	2017/11/21	2018/10/31	17.50
19019	Credit Suisse AG – PetroChina European Warrants May 2018 A	70,000,000	2017/11/21	2018/05/07	10.50
19022	Credit Suisse AG – Ping An European Warrants Apr 2018 B	100,000,000	2017/11/21	2018/04/25	52.00
19021	Credit Suisse AG – Ping An European Warrants May 2018 G	100,000,000	2017/11/21	2018/05/31	40.00
19020	Credit Suisse AG – Yanzhou Coal European Warrants May 2018 A	15,000,000	2017/11/21	2018/05/31	11.25
19034	Goldman Sachs SP (Asia) – Geely Auto European Wts Apr 2018 D	80,000,000	2017/11/21	2018/04/24	13.68
18996	Goldman Sachs SP (Asia) – HKEX European Warrants Apr 2018 B	150,000,000	2017/11/21	2018/04/09	22.50
19031	Goldman Sachs SP (Asia) – Ping An European Wts Apr 2018 D	100,000,000	2017/11/21	2018/04/24	33.70
19024	Goldman Sachs SP (Asia) – Ping An European Wts May 2018 G	100,000,000	2017/11/21	2018/05/07	23.90
19030	Goldman Sachs SP (Asia) – Ping An European Wts May 2018 H	100,000,000	2017/11/21	2018/05/24	48.00

# MAIN BOARD WARRANTS

Code	Derivative warrants	No. of issue			Amount raised (HK\$ mil.)
		(units)	Listing date	Expiry	
19029	Goldman Sachs SP (Asia) – Ping An European Wts Jun 2018 A	100,000,000	2017/11/21	2018/06/22	47.50
18998	HK Bank – Meitu European Warrants May 2018 A	50,000,000	2017/11/21	2018/05/31	15.00
18999	HK Bank – SMIC European Warrants Jun 2018 A	50,000,000	2017/11/21	2018/06/29	12.50
19010	J P Morgan SP BV – AIA European Warrants May 2018 A	100,000,000	2017/11/21	2018/05/31	25.40
19009	J P Morgan SP BV – AIA European Warrants Jun 2018 A	100,000,000	2017/11/21	2018/06/29	25.10
19012	J P Morgan SP BV – AIA European Put Warrants Jun 2018 B	100,000,000	2017/11/21	2018/06/01	28.90
19014	J P Morgan SP BV – GCL-Poly European Warrants Aug 2018 B	60,000,000	2017/11/21	2018/08/03	15.24
19013	J P Morgan SP BV – Tingyi European Warrants Dec 2018 A	60,000,000	2017/11/21	2018/12/31	15.06
19007	Macquarie Bank Ltd. – AIA European Put Warrants Jun 2018 B	24,000,000	2017/11/21	2018/06/04	10.13
19008	Macquarie Bank Ltd. – Minsheng Bank European Wts Jul 2018 A	24,000,000	2017/11/21	2018/07/04	10.01
19005	Macquarie Bank Ltd. – Ping An European Warrants Jul 2018 E	20,000,000	2017/11/21	2018/07/04	10.40
19000	SG Issuer – AIA European Warrants Feb 2018 C	80,000,000	2017/11/21	2018/02/28	14.40
19003	UBS AG – China Life European Warrants May 2018 A	100,000,000	2017/11/21	2018/05/24	15.30
19002	UBS AG – Geely Auto European Warrants May 2018 A	40,000,000	2017/11/21	2018/05/21	11.16
19004	UBS AG – Geely Auto European Warrants Jun 2018 A	40,000,000	2017/11/21	2018/06/25	16.72
19001	UBS AG – Greatwall Motor European Warrants Oct 2018 B	70,000,000	2017/11/21	2018/10/10	10.50
18990	Bank Vontobel – China Shenhua European Warrants Dec 2018 A	80,000,000	2017/11/21	2018/12/03	20.00
18997	Bank Vontobel – Geely Auto European Warrants Jun 2018 B	40,000,000	2017/11/21	2018/06/01	10.16
18989	Bank Vontobel – Ping An European Warrants Sep 2018 A	50,000,000	2017/11/21	2018/09/28	15.55
18988	Bank Vontobel – Ping An European Warrants Dec 2018 A	50,000,000	2017/11/21	2018/12/07	15.20
18695 #	Credit Suisse AG – Tencent Holdings European Wts May 2018 C	100,000,000	2017/11/21	2018/05/14	19.70
19063	Credit Suisse AG – CITIC Sec European Warrants Nov 2018 A	70,000,000	2017/11/22	2018/11/30	10.50
19065	Credit Suisse AG – CKA European Warrants Jun 2018 A	40,000,000	2017/11/22	2018/06/29	10.00
19064	Credit Suisse AG – China Railway European Warrants Mar 2018B	35,000,000	2017/11/22	2018/03/28	10.68
19073	Goldman Sachs SP (Asia) – China Mobile Euro Wts Apr 2018 C	100,000,000	2017/11/22	2018/04/23	15.00
19076	Goldman Sachs SP (Asia) – CNOOC European Warrants Apr 2018 A	60,000,000	2017/11/22	2018/04/27	10.08
19077	Goldman Sachs SP (Asia) – Ch Overseas European Wts May 2018B	80,000,000	2017/11/22	2018/05/28	12.00
19075	Goldman Sachs SP (Asia) – Tencent European Wt Mar 2018 M	150,000,000	2017/11/22	2018/03/22	39.15
19074	Goldman Sachs SP (Asia) – Tencent European Wt Jun 2018 E	150,000,000	2017/11/22	2018/06/15	22.50
19051	HK Bank – Ch Comm Cons European Warrants Sep 2019 A	100,000,000	2017/11/22	2019/09/30	15.00
19050	HK Bank – China Tel European Warrants Jun 2018 A	40,000,000	2017/11/22	2018/06/29	10.00
19052	HK Bank – Ping An European Warrants May 2018 C	80,000,000	2017/11/22	2018/05/31	36.00
19044	Haitong Int'l Sec – China Gas Hold European Warrants Apr 18B	70,000,000	2017/11/22	2018/04/25	18.62
19049	Haitong Int'l Sec – Ch Molybdenum European Warrants Mar 18 B	40,000,000	2017/11/22	2018/03/28	10.40
19039	Haitong Int'l Sec – Geely Auto European Warrants Mar 2018 C	100,000,000	2017/11/22	2018/03/29	37.90
19042	Haitong Int'l Sec – Geely Auto European Put Warrants Apr 18F	50,000,000	2017/11/22	2018/04/24	10.15
19048	Haitong Int'l Sec – HKEX European Warrants May 2018 C	100,000,000	2017/11/22	2018/05/25	15.00
19036	Haitong Int'l Sec – Ping An European Warrants Jun 2018 C	80,000,000	2017/11/22	2018/06/04	20.00
19070	J P Morgan SP BV – China Life European Warrants May 2018 A	100,000,000	2017/11/22	2018/05/31	15.10
19066	J P Morgan SP BV – Ping An European Warrants Mar 2018 D	150,000,000	2017/11/22	2018/03/29	75.15
19071	J P Morgan SP BV – Sh Electric European Warrants May 2018 A	40,000,000	2017/11/22	2018/05/31	11.16
19067	J P Morgan SP BV – Tencent European Warrants May 2018 F	300,000,000	2017/11/22	2018/05/07	45.30
19069	J P Morgan SP BV – Tencent European Warrants Jun 2018 F	300,000,000	2017/11/22	2018/06/15	46.50
19061	Macquarie Bank Ltd. – CKH European Warrants Jun 2018 A	26,000,000	2017/11/22	2018/06/04	10.04

# MAIN BOARD WARRANTS

Code	Derivative warrants	No. of issue			Amount raised (HK\$ mil.)
		(units)	Listing date	Expiry	
19062	Macquarie Bank Ltd. – CKH European Put Warrants Jul 2018 A	20,000,000	2017/11/22	2018/07/04	10.00
19058	Macquarie Bank Ltd. – Greatwall Motor European Wts Oct 2018A	7,080,000	2017/11/22	2018/10/03	10.12
19060	Macquarie Bank Ltd. – HKEX European Warrants Jun 2018 D	16,200,000	2017/11/22	2018/06/04	10.16
19059	Macquarie Bank Ltd. – Nine Dragons European Wts Aug 2018 A	40,000,000	2017/11/22	2018/08/20	10.04
19057	Macquarie Bank Ltd. – Sh Electric European Wts Jul 2018 A	23,000,000	2017/11/22	2018/07/16	10.24
19055	SG Issuer – CITIC Sec European Warrants Nov 2018 A	60,000,000	2017/11/22	2018/11/30	15.00
19056	SG Issuer – CKH European Warrants Jun 2018 A	20,000,000	2017/11/22	2018/06/29	10.00
19053	SG Issuer – China Overseas European Warrants Jul 2018 A	40,000,000	2017/11/22	2018/07/31	10.00
19054	SG Issuer – Shenhua European Warrants Jul 2018 A	60,000,000	2017/11/22	2018/07/31	15.00
19035	SG Issuer – HSI European Warrants Aug 2018 A	150,000,000	2017/11/22	2018/08/30	22.50
19105	BOCI Asia Ltd. – AIA European Warrants Jun 2018 A	100,000,000	2017/11/23	2018/06/04	25.00
19106	BOCI Asia Ltd. – BOCL European Warrants Apr 2018 A	100,000,000	2017/11/23	2018/04/30	15.00
19123	BOCI Asia Ltd. – China Life European Warrants Jul 2018 A	200,000,000	2017/11/23	2018/07/23	31.60
19103	BOCI Asia Ltd. – Galaxy Ent European Warrants May 2018 B	100,000,000	2017/11/23	2018/05/28	25.30
19104	BOCI Asia Ltd. – HSBC European Warrants Jun 2018 A	200,000,000	2017/11/23	2018/06/19	50.20
19121	BOCI Asia Ltd. – Ping An European Warrants May 2018 D	100,000,000	2017/11/23	2018/05/23	25.60
19107	BOCI Asia Ltd. – Sunny Optical European Warrants Jul 2018 A	100,000,000	2017/11/23	2018/07/30	27.80
19098	BNP Paribas Issuance B.V. – BYD European Wts Jan 2019 A	180,000,000	2017/11/23	2019/01/03	27.00
19092	BNP Paribas Issuance B.V. – China Life Euro Wts Oct 2018 B	60,000,000	2017/11/23	2018/10/03	15.60
19095	BNP Paribas Issuance B.V. – Geely Auto Euro Wts May 2018 B	60,000,000	2017/11/23	2018/05/03	19.20
19093	BNP Paribas Issuance B.V. – Geely Auto Euro Wts Oct 2018 B	60,000,000	2017/11/23	2018/10/03	27.00
19096	BNP Paribas Issuance B.V. – Ping An European Wt Jun 2018 E	60,000,000	2017/11/23	2018/06/04	33.60
19097	BNP Paribas Issuance B.V. – Ping An European Wt Nov 2018 A	60,000,000	2017/11/23	2018/11/02	36.60
19099	BNP Paribas Issuance B.V. – Ping An European Wt Jan 2019 A	60,000,000	2017/11/23	2019/01/03	22.80
19110	Credit Suisse AG – China Mer Port European Warrants May 18 A	40,000,000	2017/11/23	2018/05/23	12.00
19111	Credit Suisse AG – China Tel European Warrants Apr 2018 A	60,000,000	2017/11/23	2018/04/30	10.02
19112	Credit Suisse AG – HSBC European Wts May 2018 A	100,000,000	2017/11/23	2018/05/31	18.00
19113	Credit Suisse AG – Nine Dragons European Warrants Jun 2018 B	40,000,000	2017/11/23	2018/06/29	10.00
19124	Goldman Sachs SP (Asia) – BOCL European Warrants May 2018 C	80,000,000	2017/11/23	2018/05/31	20.00
19126	Goldman Sachs SP (Asia) – China Life Euro Wts May 2018 B	80,000,000	2017/11/23	2018/05/24	12.00
19125	Goldman Sachs SP (Asia) – China Life Euro Wts Aug 2018 B	80,000,000	2017/11/23	2018/08/28	20.96
19127	Goldman Sachs SP (Asia) – Ping An European Wts May 2018 I	80,000,000	2017/11/23	2018/05/23	20.00
19129	Goldman Sachs SP (Asia) – Ping An European Wts May 2018 J	80,000,000	2017/11/23	2018/05/23	20.00
19087	Haitong Int'l Sec – AIA European Warrants May 2018 A	50,000,000	2017/11/23	2018/05/31	14.20
19086	Haitong Int'l Sec – AIA European Warrants Jun 2018 A	50,000,000	2017/11/23	2018/06/28	12.50
19088	Haitong Int'l Sec – AIA European Put Warrants Apr 2018 B	80,000,000	2017/11/23	2018/04/24	14.72
19081	Haitong Int'l Sec – BYD Electronic European Warrants May 18A	50,000,000	2017/11/23	2018/05/30	19.75
19079	Haitong Int'l Sec – BYD Electronic European Warrants Jul 18A	40,000,000	2017/11/23	2018/07/03	14.00
19091	Haitong Int'l Sec – CICC European Warrants May 2018 A	40,000,000	2017/11/23	2018/05/23	10.00
19083	Haitong Int'l Sec – Ch Overseas European Warrants May 2018 B	80,000,000	2017/11/23	2018/05/29	12.00
19089	Haitong Int'l Sec – ZhengTongAuto European Warrants Jul 18 A	50,000,000	2017/11/23	2018/07/18	12.65
19090	Haitong Int'l Sec – ZhengTongAuto European Warrants Sep 18 A	50,000,000	2017/11/23	2018/09/18	12.70
19078	Haitong Int'l Sec – Galaxy Ent European Put Wts Mar 2018 C	100,000,000	2017/11/23	2018/03/28	16.70
19084	Haitong Int'l Sec – Yanzhou Coal European Warrants Dec 2018A	100,000,000	2017/11/23	2018/12/20	15.00

# MAIN BOARD WARRANTS

Code	Derivative warrants	No. of issue			Amount raised (HK\$ mil.)
		(units)	Listing date	Expiry	
19119	J P Morgan SP BV – HSBC European Warrants Apr 2018 C	100,000,000	2017/11/23	2018/04/03	19.80
19120	J P Morgan SP BV – IGG European Warrants Apr 2018 B	70,000,000	2017/11/23	2018/04/19	11.41
19118	J P Morgan SP BV – Ping An European Put Warrants Jun 2018 C	100,000,000	2017/11/23	2018/06/29	46.10
19108	Macquarie Bank Ltd. – COSCO Sh Hold European Wts Aug 2018 A	17,000,000	2017/11/23	2018/08/02	10.37
19109	Macquarie Bank Ltd. – Tencent European Warrants Jun 2018 G	40,000,000	2017/11/23	2018/06/04	14.84
19100	SG Issuer – Henganintl Eu Wt Oct 2018 A	12,000,000	2017/11/23	2018/10/31	10.08
19102	SG Issuer – Ping An European Warrants Jul 2018 A	80,000,000	2017/11/23	2018/07/31	32.40
19101	SG Issuer – Ping An European Put Warrants May 2018 F	60,000,000	2017/11/23	2018/05/31	24.00
19117	UBS AG – China Life European Warrants Mar 2018 B	100,000,000	2017/11/23	2018/03/26	15.10
19116	UBS AG – Ch Molybdenum European Warrants May 2018 A	30,000,000	2017/11/23	2018/05/07	14.79
19114	UBS AG – PetroChina European Warrants Apr 2018 A	40,000,000	2017/11/23	2018/04/27	10.32
19115	UBS AG – Tencent Holdings European Warrants May 2018 D	300,000,000	2017/11/23	2018/05/07	63.60
16688 #	Goldman Sachs SP (Asia) – Tencent European Wt Apr 2018 C	100,000,000	2017/11/23	2018/04/23	34.50
19152	Credit Suisse AG – Air China European Warrants May 2018 A	20,000,000	2017/11/24	2018/05/23	12.60
19151	Credit Suisse AG – China East Air European Warrants May 18 A	30,000,000	2017/11/24	2018/05/23	12.00
19156	Credit Suisse AG – CITIC European Warrants Apr 2018 A	30,000,000	2017/11/24	2018/04/06	10.50
19153	Credit Suisse AG – China South Air European Warrants May 18A	20,000,000	2017/11/24	2018/05/23	12.00
19149	Credit Suisse AG – ZhengTongAuto European Warrants Sep 2018A	50,000,000	2017/11/24	2018/09/14	12.50
19157	Credit Suisse AG – Ping An European Warrants May 2018 H	100,000,000	2017/11/24	2018/05/23	33.00
19158	Credit Suisse AG – Ping An European Put Warrants May 2018 I	70,000,000	2017/11/24	2018/05/31	25.90
19154	Credit Suisse AG – Sh Petrochem European Warrants May 2018 A	25,000,000	2017/11/24	2018/05/23	10.00
19150	Credit Suisse AG – Sh Pharma European Warrants Jun 2018 A	60,000,000	2017/11/24	2018/06/22	10.02
19159	Credit Suisse AG – Tencent Holdings European Wts May 2018 G	150,000,000	2017/11/24	2018/05/23	37.50
19160	Credit Suisse AG – Tencent Holdings Euro Put Wts May 2018 H	100,000,000	2017/11/24	2018/05/23	25.00
19155	Credit Suisse AG – Techtronic European Warrants May 2018 A	30,000,000	2017/11/24	2018/05/23	12.00
19180	Goldman Sachs SP (Asia) – AIA European Warrants Feb 2018 E	80,000,000	2017/11/24	2018/02/26	12.00
19183	Goldman Sachs SP (Asia) – AIA European Warrants Mar 2018 D	80,000,000	2017/11/24	2018/03/22	12.00
19184	Goldman Sachs SP (Asia) – HSBC European Warrants May 2018 A	80,000,000	2017/11/24	2018/05/31	12.00
19176	Goldman Sachs SP (Asia) – Tencent European Wt Apr 2018 F	150,000,000	2017/11/24	2018/04/23	47.40
19177	Goldman Sachs SP (Asia) – Tencent European Wt May 2018 G	150,000,000	2017/11/24	2018/05/07	36.75
19179	Goldman Sachs SP (Asia) – Tencent European Wt May 2018 H	150,000,000	2017/11/24	2018/05/07	28.35
19178	Goldman Sachs SP (Asia) – Tencent European Put Wt Jun 2018 F	100,000,000	2017/11/24	2018/06/04	28.50
19133	Haitong Int'l Sec – China Life European Warrants Jul 2018 B	100,000,000	2017/11/24	2018/07/04	27.00
19136	Haitong Int'l Sec – CPIC European Warrants May 2018 A	80,000,000	2017/11/24	2018/05/25	20.80
19137	Haitong Int'l Sec – CPIC European Warrants Jul 2018 A	80,000,000	2017/11/24	2018/07/26	20.00
19139	Haitong Int'l Sec – China Shenhua European Warrants Jun 18 C	100,000,000	2017/11/24	2018/06/05	25.00
19138	Haitong Int'l Sec – China Taiping European Warrants May 18 B	80,000,000	2017/11/24	2018/05/31	20.00
19166	Haitong Int'l Sec – GWMC European Warrants Mar 2019 A	200,000,000	2017/11/24	2019/03/29	50.00
19131	Haitong Int'l Sec – Ping An European Warrants May 2018 C	80,000,000	2017/11/24	2018/05/31	20.00
19132	Haitong Int'l Sec – Ping An European Warrants May 2018 D	80,000,000	2017/11/24	2018/05/31	30.40
19173	J P Morgan SP BV – COSCO Sh Hold European Warrants May 2018A	60,000,000	2017/11/24	2018/05/31	24.72
19174	J P Morgan SP BV – PetroChina European Warrants May 2018 B	100,000,000	2017/11/24	2018/05/31	25.30
19175	J P Morgan SP BV – Ping An European Warrants Jun 2018 D	150,000,000	2017/11/24	2018/06/15	51.30
19169	J P Morgan SP BV – Tencent European Warrants May 2018 G	250,000,000	2017/11/24	2018/05/24	37.75

# MAIN BOARD WARRANTS

Code	Derivative warrants	No. of issue			Amount raised (HK\$ mil.)
		(units)	Listing date	Expiry	
19170	J P Morgan SP BV – Tencent European Warrants May 2018 H	250,000,000	2017/11/24	2018/05/07	38.25
19171	J P Morgan SP BV – Tencent European Warrants Jun 2018 H	250,000,000	2017/11/24	2018/06/07	63.00
19168	J P Morgan SP BV – Tencent European Put Warrants Jun 2018 G	200,000,000	2017/11/24	2018/06/01	50.40
19161	Macquarie Bank Ltd. – Ping An European Warrants Jun 2018 E	30,000,000	2017/11/24	2018/06/04	10.23
19162	Macquarie Bank Ltd. – Tencent European Warrants Jul 2018 B	40,000,000	2017/11/24	2018/07/04	18.60
19145	SG Issuer – Link REIT European Warrants Jul 2018 A	30,000,000	2017/11/24	2018/07/31	10.05
19147	SG Issuer – Ping An European Warrants Jun 2018 B	80,000,000	2017/11/24	2018/06/29	59.20
19148	SG Issuer – Ping An European Warrants Jun 2018 C	80,000,000	2017/11/24	2018/06/29	20.40
19164	UBS AG – Ping An European Warrants May 2018 C	100,000,000	2017/11/24	2018/05/23	28.00
19165	UBS AG – Ping An European Put Warrants Apr 2018 A	100,000,000	2017/11/24	2018/04/23	15.20
19163	UBS AG – Tencent Holdings European Warrants May 2018 E	300,000,000	2017/11/24	2018/05/24	47.70
19144	Bank Vontobel – BOC HK European Warrants Jun 2018 A	80,000,000	2017/11/24	2018/06/01	20.24
19140	Bank Vontobel – Ch Comm Cons European Warrants Jun 2018 A	20,000,000	2017/11/24	2018/06/05	11.22
19142	Bank Vontobel – CNBM European Warrants May 2018 B	20,000,000	2017/11/24	2018/05/23	10.50
19141	Bank Vontobel – China Overseas European Warrants Jul 2018 A	80,000,000	2017/11/24	2018/07/03	20.32
19167	Bank Vontobel – Tencent European Warrants Jul 2018 A	100,000,000	2017/11/24	2018/07/03	25.10
18756 #	Credit Suisse AG – Tencent Holdings European Wts May 2018 D	100,000,000	2017/11/24	2018/05/14	30.00
13699 #	J P Morgan SP BV – HSBC European Warrants Mar 2018 B	100,000,000	2017/11/24	2018/03/16	12.40
19231	BNP Paribas Issuance B.V. – AAC Tech Euro Wts Aug 2018 A	100,000,000	2017/11/27	2018/08/02	25.00
19197	BNP Paribas Issuance B.V. – CHALCO European Wts Jul 2018 B	40,000,000	2017/11/27	2018/07/04	20.00
19196	BNP Paribas Issuance B.V. – CAM CSI300 Euro Wts Oct 2018 B	40,000,000	2017/11/27	2018/10/03	10.00
19232	BNP Paribas Issuance B.V. – Ch Mobile Euro Wts Dec 2018 B	40,000,000	2017/11/27	2018/12/04	10.80
19199	BNP Paribas Issuance B.V. – Ch Molybdenum Eur Wts Jul 2018 A	40,000,000	2017/11/27	2018/07/04	23.60
19200	BNP Paribas Issuance B.V. – CNBM European Wts Jul 2018 A	40,000,000	2017/11/27	2018/07/04	27.20
19195	BNP Paribas Issuance B.V. – CSOP A50 ETF Eu Wts Apr 2018 B	50,000,000	2017/11/27	2018/04/04	10.00
19194	BNP Paribas Issuance B.V. – CSOP A50 ETF Eu Wts Jun 2018 A	40,000,000	2017/11/27	2018/06/04	16.40
19234	BNP Paribas Issuance B.V. – Sunny Optical Eu Wt Oct 2018 A	100,000,000	2017/11/27	2018/10/03	25.00
19228	BNP Paribas Issuance B.V. – Tencent Euro Wts Jun 2018 B	80,000,000	2017/11/27	2018/06/04	20.00
19230	BNP Paribas Issuance B.V. – Tencent Euro Wts Sep 2018 A	80,000,000	2017/11/27	2018/09/04	21.60
19233	BNP Paribas Issuance B.V. – ZTE European Wts Aug 2018 A	50,000,000	2017/11/27	2018/08/02	12.50
19245	Credit Suisse AG – Tencent Holdings European Wts May 2018 I	250,000,000	2017/11/27	2018/05/28	62.50
19246	Credit Suisse AG – Tencent Holdings European Wts May 2018 J	250,000,000	2017/11/27	2018/05/30	62.50
19256	Goldman Sachs SP (Asia) – Ping An European Wts Apr 2018 E	80,000,000	2017/11/27	2018/04/27	36.64
19255	Goldman Sachs SP (Asia) – Ping An European Wts May 2018 K	80,000,000	2017/11/27	2018/05/28	48.40
19254	Goldman Sachs SP (Asia) – Ping An European Wts Jun 2018 B	80,000,000	2017/11/27	2018/06/26	64.16
19257	Goldman Sachs SP (Asia) – Tencent European Wt Feb 2018 T	30,000,000	2017/11/27	2018/02/27	42.63
19258	Goldman Sachs SP (Asia) – Tencent European Wt May 2018 I	150,000,000	2017/11/27	2018/05/07	34.05
19259	Goldman Sachs SP (Asia) – Tencent European Wt May 2018 J	150,000,000	2017/11/27	2018/05/24	32.70
19261	Goldman Sachs SP (Asia) – Tencent European Wt May 2018 K	150,000,000	2017/11/27	2018/05/24	25.50
19262	Goldman Sachs SP (Asia) – Tencent European Wt May 2018 L	150,000,000	2017/11/27	2018/05/28	37.50
19205	HK Bank – Anhui Conch European Warrants Jun 2018 A	40,000,000	2017/11/27	2018/06/29	10.00
19206	HK Bank – Sinopec Corp European Warrants Jul 2018 A	40,000,000	2017/11/27	2018/07/31	10.00
19202	HK Bank – Evergrande European Warrants Jul 2018 A	40,000,000	2017/11/27	2018/07/31	20.00
19203	HK Bank – HSI European Warrants Jun 2018 A	100,000,000	2017/11/27	2018/06/28	15.00



# MAIN BOARD WARRANTS

Code	Derivative warrants	No. of issue			Amount raised (HK\$ mil.)
		(units)	Listing date	Expiry	
19204	HK Bank – HSI European Put Warrants May 2018 A	100,000,000	2017/11/27	2018/05/30	25.00
19201	HK Bank – SUNAC European Warrants Jun 2018 A	40,000,000	2017/11/27	2018/06/29	24.00
19215	Haitong Int'l Sec – Air China European Warrants May 2018 A	18,000,000	2017/11/27	2018/05/28	11.88
19222	Haitong Int'l Sec – BAIC Motor European Warrants May 2018 A	20,000,000	2017/11/27	2018/05/28	12.40
19208	Haitong Int'l Sec – China Mer Port European Warrants Aug 18A	35,000,000	2017/11/27	2018/08/28	10.89
19216	Haitong Int'l Sec – IGG European Warrants Apr 2018 A	68,000,000	2017/11/27	2018/04/16	10.20
19217	Haitong Int'l Sec – IGG European Warrants May 2018 A	50,000,000	2017/11/27	2018/05/28	14.50
19219	Haitong Int'l Sec – Meitu European Warrants May 2018 A	50,000,000	2017/11/27	2018/05/28	12.50
19220	Haitong Int'l Sec – Meitu European Warrants Aug 2018 A	50,000,000	2017/11/27	2018/08/28	14.10
19225	Haitong Int'l Sec – Ping An European Warrants May 2018 E	80,000,000	2017/11/27	2018/05/07	46.80
19227	Haitong Int'l Sec – Ping An European Warrants May 2018 F	80,000,000	2017/11/27	2018/05/25	26.40
19223	Haitong Int'l Sec – Sunny Optical European Wts Jun 2018 C	100,000,000	2017/11/27	2018/06/28	25.00
19224	Haitong Int'l Sec – Sunny Optical European Wts Jul 2018 B	100,000,000	2017/11/27	2018/07/18	28.30
19209	Haitong Int'l Sec – Tencent European Warrants May 2018 D	200,000,000	2017/11/27	2018/05/08	40.40
19210	Haitong Int'l Sec – Tencent European Warrants May 2018 E	200,000,000	2017/11/27	2018/05/08	57.80
19212	Haitong Int'l Sec – Tencent European Warrants Jun 2018 G	200,000,000	2017/11/27	2018/06/29	50.00
19252	J P Morgan SP BV – BYD European Warrants Dec 2018 A	150,000,000	2017/11/27	2018/12/20	22.50
19248	J P Morgan SP BV – Ch Comm Cons European Warrants Sep 2019 A	100,000,000	2017/11/27	2019/09/30	15.10
19253	J P Morgan SP BV – Country Garden European Warrants Jun 18 A	100,000,000	2017/11/27	2018/06/29	25.00
19249	J P Morgan SP BV – Ch Railway Cons European Wts May 2018 A	40,000,000	2017/11/27	2018/05/31	21.36
19251	J P Morgan SP BV – SJM Holdings European Warrants May 2018 A	40,000,000	2017/11/27	2018/05/31	11.12
19236	Macquarie Bank Ltd. – China Mobile European Wts Jun 2018 B	19,000,000	2017/11/27	2018/06/04	10.20
19237	Macquarie Bank Ltd. – China Mobile Euro Put Wts Sep 2018 A	32,000,000	2017/11/27	2018/09/04	10.30
19241	Macquarie Bank Ltd. – HSBC European Warrants May 2018 B	4,500,000	2017/11/27	2018/05/31	10.45
19242	Macquarie Bank Ltd. – HSBC European Warrants Sep 2018 A	21,000,000	2017/11/27	2018/09/04	10.19
19240	Macquarie Bank Ltd. – Tencent European Warrants Jun 2018 I	40,000,000	2017/11/27	2018/06/04	11.16
19238	Macquarie Bank Ltd. – Tencent European Put Wts Jun 2018 H	40,000,000	2017/11/27	2018/06/04	21.08
19247	SG Issuer – Galaxy Ent European Warrants May 2018 C	60,000,000	2017/11/27	2018/05/31	16.80
19192	SG Issuer – Haitong Sec European Warrants May 2018 A	11,000,000	2017/11/27	2018/05/31	10.01
19193	SG Issuer – Ping An European Warrants Aug 2018 A	80,000,000	2017/11/27	2018/08/31	70.40
19243	SG Issuer – Tencent European Warrants May 2018 I	200,000,000	2017/11/27	2018/05/31	50.00
19244	SG Issuer – Tencent European Warrants Jun 2018 D	200,000,000	2017/11/27	2018/06/29	50.00
19273	UBS AG – AIA European Warrants Jun 2018 A	100,000,000	2017/11/27	2018/06/29	64.60
19271	UBS AG – CC Bank European Warrants Mar 2018 B	70,000,000	2017/11/27	2018/03/27	20.72
19272	UBS AG – CC Bank European Warrants May 2018 A	70,000,000	2017/11/27	2018/05/30	18.48
19274	UBS AG – China Life European Warrants Jun 2018 A	100,000,000	2017/11/27	2018/06/29	33.30
19269	UBS AG – Galaxy Ent European Warrants Jun 2018 A	40,000,000	2017/11/27	2018/06/29	11.36
19270	UBS AG – Galaxy Ent European Put Warrants May 2018 B	50,000,000	2017/11/27	2018/05/24	11.70
19265	UBS AG – Ping An European Warrants Jun 2018 A	100,000,000	2017/11/27	2018/06/29	112.30
19191	Bank Vontobel – CITIC Sec European Warrants Sep 2018 A	70,000,000	2017/11/27	2018/09/28	10.57
19189	Bank Vontobel – Galaxy Ent European Warrants Jun 2018 A	50,000,000	2017/11/27	2018/06/01	12.65
19186	Bank Vontobel – ICBC European Warrants Jul 2018 A	50,000,000	2017/11/27	2018/07/31	13.10
19185	Bank Vontobel – Sands China European Warrants Sep 2018 A	90,000,000	2017/11/27	2018/09/28	22.68
19235	Bank Vontobel – Tencent European Put Warrants May 2018 E	100,000,000	2017/11/27	2018/05/28	30.40

# MAIN BOARD WARRANTS

Code	Derivative warrants	No. of issue			Amount raised (HK\$ mil.)
		(units)	Listing date	Expiry	
18760 #	Credit Suisse AG – Tencent Holdings European Wts May 2018 F	100,000,000	2017/11/27	2018/05/31	27.50
18128 #	UBS AG – HSBC European Warrants Mar 2018 B	110,000,000	2017/11/27	2018/03/27	10.34
19329	BOCI Asia Ltd. – CC Bank European Warrants May 2018 A	100,000,000	2017/11/28	2018/05/28	26.90
19331	BOCI Asia Ltd. – China Mobile European Warrants May 2018 A	100,000,000	2017/11/28	2018/05/28	25.10
19330	BOCI Asia Ltd. – Ch Overseas European Warrants May 2018 A	70,000,000	2017/11/28	2018/05/28	10.57
19334	BOCI Asia Ltd. – Ping An European Warrants May 2018 E	100,000,000	2017/11/28	2018/05/28	25.30
19332	BOCI Asia Ltd. – Tencent Holdings European Wts May 2018 C	200,000,000	2017/11/28	2018/05/31	57.20
19333	BOCI Asia Ltd. – Tencent Holdings European Wts Jun 2018 H	200,000,000	2017/11/28	2018/06/19	56.80
19298	BNP Paribas Issuance B.V. – Ping An European Wt Jun 2018 F	60,000,000	2017/11/28	2018/06/04	15.60
19299	BNP Paribas Issuance B.V. – Ping An Eur Put Wts Jun 2018 G	60,000,000	2017/11/28	2018/06/04	22.20
19295	BNP Paribas Issuance B.V. – Tencent Euro Wts Aug 2018 G	80,000,000	2017/11/28	2018/08/02	24.80
19297	BNP Paribas Issuance B.V. – Tencent Euro Wts Oct 2018 E	80,000,000	2017/11/28	2018/10/03	24.80
19296	BNP Paribas Issuance B.V. – Tencent Eu Put Wt Jul 2018 F	80,000,000	2017/11/28	2018/07/04	20.00
19359	Credit Suisse AG – China Taiping European Warrants May 2018A	40,000,000	2017/11/28	2018/05/31	10.00
19360	Credit Suisse AG – HKEX European Put Warrants May 2018 E	100,000,000	2017/11/28	2018/05/24	15.00
19358	Credit Suisse AG – NCI European Warrants Jun 2018 A	40,000,000	2017/11/28	2018/06/29	16.00
19353	Credit Suisse AG – Tencent Holdings European Wts May 2018 K	250,000,000	2017/11/28	2018/05/29	62.50
19354	Credit Suisse AG – Tencent Holdings European Wts Jun 2018 D	250,000,000	2017/11/28	2018/06/29	62.50
19357	Credit Suisse AG – Tencent Holdings Euro Put Wts May 2018 L	100,000,000	2017/11/28	2018/05/07	17.00
19385	Goldman Sachs SP (Asia) – AIA European Warrants Jun 2018 A	80,000,000	2017/11/28	2018/06/04	14.56
19384	Goldman Sachs SP (Asia) – CAM CSI300 European Wts Jun 2018 A	60,000,000	2017/11/28	2018/06/28	15.00
19380	Goldman Sachs SP (Asia) – CSOP A50 ETF Euro Wts Mar 2018 D	60,000,000	2017/11/28	2018/03/26	13.20
19383	Goldman Sachs SP (Asia) – CSOP A50 ETF Euro Wts Apr 2018 A	60,000,000	2017/11/28	2018/04/23	21.30
19377	Goldman Sachs SP (Asia) – HKEX European Warrants Sep 2018 C	150,000,000	2017/11/28	2018/09/24	26.55
19378	Goldman Sachs SP (Asia) – Ping An European Wts May 2018 L	100,000,000	2017/11/28	2018/05/28	29.60
19379	Goldman Sachs SP (Asia) – Tencent European Put Wt May 2018 M	100,000,000	2017/11/28	2018/05/28	25.00
19310	HK Bank – CSOP A50 ETF European Warrants May 2018 A	50,000,000	2017/11/28	2018/05/31	15.00
19320	HK Bank – HKEX European Warrants Sep 2018 B	100,000,000	2017/11/28	2018/09/28	25.00
19318	HK Bank – Ping An European Warrants May 2018 D	80,000,000	2017/11/28	2018/05/31	32.00
19319	HK Bank – Ping An European Warrants May 2018 E	80,000,000	2017/11/28	2018/05/31	24.00
19312	HK Bank – Tencent European Warrants May 2018 E	100,000,000	2017/11/28	2018/05/31	25.00
19311	HK Bank – Tencent European Warrants Jun 2018 D	100,000,000	2017/11/28	2018/06/29	25.00
19313	HK Bank – Tencent European Put Warrants May 2018 F	100,000,000	2017/11/28	2018/05/31	30.00
19280	Haitong Int'l Sec – China East Air European Warrants May 18A	30,000,000	2017/11/28	2018/05/28	10.80
19284	Haitong Int'l Sec – Ping An European Warrants Jun 2018 D	100,000,000	2017/11/28	2018/06/29	66.40
19285	Haitong Int'l Sec – Ping An European Warrants Jun 2018 E	100,000,000	2017/11/28	2018/06/29	25.30
19286	Haitong Int'l Sec – Ping An European Put Warrants Jun 2018 F	100,000,000	2017/11/28	2018/06/29	55.40
19278	Haitong Int'l Sec – Sh Petrochem European Warrants May 2018B	25,000,000	2017/11/28	2018/05/28	11.75
19276	Haitong Int'l Sec – Tencent European Warrants Jun 2018 H	100,000,000	2017/11/28	2018/06/19	25.00
19282	Haitong Int'l Sec – Tencent European Warrants Jun 2018 I	150,000,000	2017/11/28	2018/06/04	37.50
19277	Haitong Int'l Sec – Tencent European Warrants Jul 2018 D	100,000,000	2017/11/28	2018/07/09	25.00
19281	Haitong Int'l Sec – Tencent European Warrants Aug 2018 C	150,000,000	2017/11/28	2018/08/28	37.50
19283	Haitong Int'l Sec – Tencent European Put Warrants May 2018 F	150,000,000	2017/11/28	2018/05/28	45.60
19376	J P Morgan SP BV – CAM CSI300 European Warrants Aug 2018 B	100,000,000	2017/11/28	2018/08/06	25.10

# MAIN BOARD WARRANTS

Code	Derivative warrants	No. of issue			Amount raised (HK\$ mil.)
		(units)	Listing date	Expiry	
19368	J P Morgan SP BV – China Life European Put Wts Jul 2018 B	100,000,000	2017/11/28	2018/07/31	15.00
19373	J P Morgan SP BV – CSOP A50 ETF European Warrants Mar 2018 B	100,000,000	2017/11/28	2018/03/29	18.10
19374	J P Morgan SP BV – A50 China European Warrants Mar 2018 A	100,000,000	2017/11/28	2018/03/05	15.80
19366	J P Morgan SP BV – HKEX European Warrants May 2018 B	200,000,000	2017/11/28	2018/05/24	30.60
19367	J P Morgan SP BV – HKEX European Put Wts May 2018 C	200,000,000	2017/11/28	2018/05/31	30.40
19375	J P Morgan SP BV – HSI European Put Warrants Jun 2018 B	300,000,000	2017/11/28	2018/06/28	47.40
19370	J P Morgan SP BV – Ping An European Warrants May 2018 H	150,000,000	2017/11/28	2018/05/28	42.30
19372	J P Morgan SP BV – Ping An European Warrants Jun 2018 E	150,000,000	2017/11/28	2018/06/08	37.95
19369	J P Morgan SP BV – Ping An European Put Warrants May 2018 G	150,000,000	2017/11/28	2018/05/31	55.20
19363	J P Morgan SP BV – Tencent European Warrants Feb 2018 K	60,000,000	2017/11/28	2018/02/28	90.06
19322	J P Morgan SP BV – Tencent European Warrants May 2018 I	250,000,000	2017/11/28	2018/05/28	62.50
19321	J P Morgan SP BV – Tencent European Warrants Jun 2018 I	250,000,000	2017/11/28	2018/06/04	62.50
19365	J P Morgan SP BV – Tencent European Put Warrants May 2018 J	200,000,000	2017/11/28	2018/05/28	50.60
19362	J P Morgan SP BV – Want Want Ch European Warrants May 2018 A	40,000,000	2017/11/28	2018/05/31	21.36
19335	Macquarie Bank Ltd. – China Taiping European Wts Aug 2018 A	25,000,000	2017/11/28	2018/08/24	10.10
19307	SG Issuer – CSOP A50 ETF European Warrants May 2018 B	25,000,000	2017/11/28	2018/05/31	10.00
19308	SG Issuer – A50 China European Warrants Jun 2018 A	25,000,000	2017/11/28	2018/06/29	10.00
19303	SG Issuer – HKEX European Warrants May 2018 B	20,000,000	2017/11/28	2018/05/31	15.00
19304	SG Issuer – HKEX European Put Warrants May 2018 C	150,000,000	2017/11/28	2018/05/31	22.50
19300	SG Issuer – Tencent European Warrants Mar 2018 O	20,000,000	2017/11/28	2018/03/29	20.00
19306	SG Issuer – Tencent European Warrants Jun 2018 E	200,000,000	2017/11/28	2018/06/29	50.00
19302	SG Issuer – Tencent European Put Warrants May 2018 J	150,000,000	2017/11/28	2018/05/31	42.00
19346	UBS AG – AIA European Warrants Jun 2018 B	100,000,000	2017/11/28	2018/06/29	25.00
19349	UBS AG – CPIC European Warrants May 2018 A	40,000,000	2017/11/28	2018/05/31	11.20
19341	UBS AG – CSOP A50 ETF European Warrants Mar 2018 B	40,000,000	2017/11/28	2018/03/22	10.28
19342	UBS AG – CSOP A50 ETF European Warrants Jun 2018 A	40,000,000	2017/11/28	2018/06/29	10.24
19347	UBS AG – China Taiping European Warrants May 2018 B	40,000,000	2017/11/28	2018/05/31	10.20
19352	UBS AG – Fosun Intl European Warrants May 2018 A	70,000,000	2017/11/28	2018/05/24	10.64
19343	UBS AG – A50 China European Warrants Mar 2018 A	30,000,000	2017/11/28	2018/03/22	10.11
19344	UBS AG – A50 China European Warrants Jun 2018 A	30,000,000	2017/11/28	2018/06/29	10.47
19287	UBS AG – HKEX European Put Warrants May 2018 C	100,000,000	2017/11/28	2018/05/24	18.90
19345	UBS AG – HSI European Warrants Jan 2019 A	200,000,000	2017/11/28	2019/01/30	34.00
19289	UBS AG – HSI European Put Warrants Apr 2018 E	200,000,000	2017/11/28	2018/04/27	33.40
19290	UBS AG – HSI European Put Warrants May 2018 A	200,000,000	2017/11/28	2018/05/30	50.00
19348	UBS AG – NCI European Warrants Mar 2018 A	40,000,000	2017/11/28	2018/03/26	10.08
19340	UBS AG – Ping An European Warrants May 2018 E	100,000,000	2017/11/28	2018/05/31	31.70
19351	UBS AG – Ping An European Warrants Jun 2018 B	100,000,000	2017/11/28	2018/06/29	26.30
19288	UBS AG – Ping An European Put Warrants May 2018 D	100,000,000	2017/11/28	2018/05/28	48.10
19339	UBS AG – Tencent Holdings European Warrants May 2018 H	300,000,000	2017/11/28	2018/05/28	77.10
19337	UBS AG – Tencent Holdings European Warrants Sep 2018 A	300,000,000	2017/11/28	2018/09/28	84.90
19336	UBS AG – Tencent Holdings European Warrants Dec 2018 A	300,000,000	2017/11/28	2018/12/24	76.50
19293	UBS AG – Tencent Holdings European Put Warrants May 2018 F	200,000,000	2017/11/28	2018/05/07	36.00
19294	UBS AG – Tencent Holdings European Put Warrants May 2018 G	200,000,000	2017/11/28	2018/05/28	56.60
19327	Bank Vontobel – HKEX European Warrants Jun 2018 E	30,000,000	2017/11/28	2018/06/29	29.10



# MAIN BOARD WARRANTS

Code	Derivative warrants	No. of issue			Amount raised (HK\$ mil.)
		(units)	Listing date	Expiry	
19323	Bank Vontobel – Ping An European Warrants Jun 2018 B	50,000,000	2017/11/28	2018/06/22	18.60
19328	Bank Vontobel – Tencent European Warrants May 2018 G	100,000,000	2017/11/28	2018/05/28	25.10
19275	Bank Vontobel – Tencent European Put Warrants May 2018 F	100,000,000	2017/11/28	2018/05/29	47.00
18958 #	Credit Suisse AG – Ping An European Warrants May 2018 F	50,000,000	2017/11/28	2018/05/30	22.50
19433	BNP Paribas Issuance B.V. – AIA European Wts Aug 2018 A	40,000,000	2017/11/29	2018/08/02	10.40
19438	BNP Paribas Issuance B.V. – BYD Company European Wts Jan 19B	150,000,000	2017/11/29	2019/01/03	24.00
19439	BNP Paribas Issuance B.V. – BYD Electronic Euro Wts Jul 18 A	40,000,000	2017/11/29	2018/07/04	13.60
19437	BNP Paribas Issuance B.V. – CITIC Sec Euro Wts Jan 2019 B	80,000,000	2017/11/29	2019/01/03	20.80
19436	BNP Paribas Issuance B.V. – Fosun Intl European Wts Aug 18 A	60,000,000	2017/11/29	2018/08/02	16.80
19457	Credit Suisse AG – CITIC Sec European Warrants Jul 2018 A	60,000,000	2017/11/29	2018/07/26	10.02
19459	Credit Suisse AG – Greatwall Motor European Wts Oct 2018 B	80,000,000	2017/11/29	2018/10/10	12.00
19455	Credit Suisse AG – HKEX European Warrants Feb 2018 F	40,000,000	2017/11/29	2018/02/28	22.00
19456	Credit Suisse AG – HSBC European Put Warrants Apr 2018 B	80,000,000	2017/11/29	2018/04/20	17.60
19453	Credit Suisse AG – Ping An European Warrants Jun 2018 C	100,000,000	2017/11/29	2018/06/04	25.00
19460	Credit Suisse AG – Ping An European Warrants Jun 2018 D	100,000,000	2017/11/29	2018/06/04	30.00
19452	Credit Suisse AG – Tencent Holdings European Wts May 2018 M	250,000,000	2017/11/29	2018/05/28	62.50
19451	Credit Suisse AG – Tencent Holdings European Wts Jun 2018 E	250,000,000	2017/11/29	2018/06/15	62.50
19526	Goldman Sachs SP (Asia) – CC Bank European Wts May 2018 A	80,000,000	2017/11/29	2018/05/24	22.56
19520	Goldman Sachs SP (Asia) – Country Garden European Wts Jun18A	80,000,000	2017/11/29	2018/06/22	12.00
19519	Goldman Sachs SP (Asia) – HKEX European Warrants Aug 2018 A	150,000,000	2017/11/29	2018/08/01	37.50
19523	Goldman Sachs SP (Asia) – Ping An European Wts May 2018 M	100,000,000	2017/11/29	2018/05/29	25.00
19524	Goldman Sachs SP (Asia) – Ping An Euro Put Wts May 2018 N	40,000,000	2017/11/29	2018/05/29	18.92
19527	Goldman Sachs SP (Asia) – Tencent European Wt May 2018 N	150,000,000	2017/11/29	2018/05/29	39.30
19528	Goldman Sachs SP (Asia) – Tencent European Wt May 2018 O	150,000,000	2017/11/29	2018/05/29	37.50
19421	HK Bank – HKEX European Put Warrants Jun 2018 B	150,000,000	2017/11/29	2018/06/29	37.50
19415	HK Bank – HSCEI European Warrants Jul 2019 A	150,000,000	2017/11/29	2019/07/30	37.50
19416	HK Bank – HSCEI European Put Warrants May 2018 B	150,000,000	2017/11/29	2018/05/30	37.50
19417	HK Bank – HSI European Warrants Jul 2018 A	150,000,000	2017/11/29	2018/07/30	37.50
19419	HK Bank – HSI European Put Warrants May 2018 B	150,000,000	2017/11/29	2018/05/30	37.50
19420	HK Bank – HSI European Put Warrants Jun 2018 B	150,000,000	2017/11/29	2018/06/28	22.50
19391	Haitong Int'l Sec – BYD Electronic European Warrants Aug 18A	40,000,000	2017/11/29	2018/08/20	20.80
19394	Haitong Int'l Sec – HKEX European Warrants Aug 2018 A	150,000,000	2017/11/29	2018/08/15	37.50
19395	Haitong Int'l Sec – HKEX European Warrants Oct 2018 B	150,000,000	2017/11/29	2018/10/31	37.50
19396	Haitong Int'l Sec – HKEX European Warrants Dec 2018 B	150,000,000	2017/11/29	2018/12/18	37.50
19400	Haitong Int'l Sec – PICC Group European Warrants May 2018 B	50,000,000	2017/11/29	2018/05/30	12.50
19401	Haitong Int'l Sec – Ping An European Warrants Jun 2018 G	100,000,000	2017/11/29	2018/06/29	42.00
19402	Haitong Int'l Sec – Ping An European Warrants Jun 2018 H	100,000,000	2017/11/29	2018/06/29	33.50
19404	Haitong Int'l Sec – Ping An European Warrants Jun 2018 I	100,000,000	2017/11/29	2018/06/29	27.70
19397	Haitong Int'l Sec – Tencent European Warrants May 2018 G	150,000,000	2017/11/29	2018/05/30	48.90
19399	Haitong Int'l Sec – Tencent European Warrants Jun 2018 J	150,000,000	2017/11/29	2018/06/29	40.80
19398	Haitong Int'l Sec – Tencent European Warrants Jul 2018 E	150,000,000	2017/11/29	2018/07/10	39.30
19493	J P Morgan SP BV – Agricultural Bk Euro Warrants May 2018 A	100,000,000	2017/11/29	2018/05/31	16.10
19514	J P Morgan SP BV – ASM Pacific European Warrants Sep 2018 A	60,000,000	2017/11/29	2018/09/28	10.56
19503	J P Morgan SP BV – BOCL European Warrants Apr 2018 B	100,000,000	2017/11/29	2018/04/30	17.80

# MAIN BOARD WARRANTS

Code	Derivative warrants	No. of issue			Amount raised (HK\$ mil.)
		(units)	Listing date	Expiry	
19517	J P Morgan SP BV – China EB Int'l European Wts Jul 2018 A	60,000,000	2017/11/29	2018/07/24	11.64
19492	J P Morgan SP BV – CITIC Bank European Warrants Aug 2018 A	100,000,000	2017/11/29	2018/08/31	25.00
19488	J P Morgan SP BV – CITIC European Warrants Mar 2018 B	20,000,000	2017/11/29	2018/03/29	10.32
19504	J P Morgan SP BV – CITIC Sec European Warrants Nov 2018 A	100,000,000	2017/11/29	2018/11/30	16.90
19477	J P Morgan SP BV – CKH European Warrants May 2018 A	100,000,000	2017/11/29	2018/05/30	29.30
19502	J P Morgan SP BV – CM Bank European Warrants Aug 2018 B	60,000,000	2017/11/29	2018/08/01	15.00
19497	J P Morgan SP BV – Minsheng Bank European Wts May 2018 A	100,000,000	2017/11/29	2018/05/31	37.40
19508	J P Morgan SP BV – Sinopec Corp European Warrants May 2018 C	100,000,000	2017/11/29	2018/05/24	24.50
19518	J P Morgan SP BV – China Railway European Wts Mar 2018 B	60,000,000	2017/11/29	2018/03/29	16.98
19489	J P Morgan SP BV – China Tel European Warrants May 2018 A	100,000,000	2017/11/29	2018/05/03	15.00
19513	J P Morgan SP BV – Dongfeng Motor European Wts May 2019 A	60,000,000	2017/11/29	2019/05/24	10.08
19485	J P Morgan SP BV – Geely Auto European Warrants Apr 2018 G	100,000,000	2017/11/29	2018/04/09	23.40
19482	J P Morgan SP BV – Galaxy Ent European Put Wts Jun 2018 A	100,000,000	2017/11/29	2018/06/01	41.30
19510	J P Morgan SP BV – HKEX European Warrants Mar 2018 C	100,000,000	2017/11/29	2018/03/01	44.20
19512	J P Morgan SP BV – HKEX European Warrants Apr 2018 A	200,000,000	2017/11/29	2018/04/09	37.60
19480	J P Morgan SP BV – HSBC European Warrants May 2018 A	100,000,000	2017/11/29	2018/05/02	22.30
19498	J P Morgan SP BV – HS H-SHARE European Warrants Mar 2018 A	100,000,000	2017/11/29	2018/03/02	20.50
19495	J P Morgan SP BV – ICBC European Warrants Mar 2018 B	100,000,000	2017/11/29	2018/03/01	16.20
19496	J P Morgan SP BV – ICBC European Put Wts May 2018 B	100,000,000	2017/11/29	2018/05/31	28.30
19506	J P Morgan SP BV – JX Copper European Warrants Aug 2018 B	70,000,000	2017/11/29	2018/08/21	10.57
19499	J P Morgan SP BV – Kingsoft European Warrants Jun 2018 A	60,000,000	2017/11/29	2018/06/15	15.06
19490	J P Morgan SP BV – Longfor PPT European Warrants May 2018 A	60,000,000	2017/11/29	2018/05/28	15.12
19486	J P Morgan SP BV – Melco Int'l Dev European Wts Jun 2018 A	60,000,000	2017/11/29	2018/06/04	15.60
19494	J P Morgan SP BV – NCI European Warrants Apr 2018 A	100,000,000	2017/11/29	2018/04/04	30.90
19481	J P Morgan SP BV – SHK Ppt European Warrants May 2018 A	60,000,000	2017/11/29	2018/05/03	18.18
19491	J P Morgan SP BV – SMIC European Wts May 2018 A	70,000,000	2017/11/29	2018/05/31	10.57
19515	J P Morgan SP BV – Tencent European Warrants Jun 2018 J	250,000,000	2017/11/29	2018/06/15	62.50
19505	J P Morgan SP BV – WH Group European Warrants Nov 2019 A	60,000,000	2017/11/29	2019/11/11	13.44
19445	Macquarie Bank Ltd. – AIA European Warrants Jul 2018 A	32,000,000	2017/11/29	2018/07/04	10.18
19443	Macquarie Bank Ltd. – CITIC Sec European Warrants Sep 2018 A	5,600,000	2017/11/29	2018/09/04	10.29
19423	Macquarie Bank Ltd. – China Life European Wts Jul 2018 B	6,000,000	2017/11/29	2018/07/04	10.01
19424	Macquarie Bank Ltd. – China Life European Wts Jan 2019 A	40,000,000	2017/11/29	2019/01/03	10.00
19422	Macquarie Bank Ltd. – CM Bank European Warrants Oct 2018 A	40,000,000	2017/11/29	2018/10/03	10.00
19426	Macquarie Bank Ltd. – Geely Auto European Wts Jul 2018 C	26,000,000	2017/11/29	2018/07/04	10.04
19450	Macquarie Bank Ltd. – HKEX European Warrants Jun 2018 E	45,000,000	2017/11/29	2018/06/04	10.04
19446	Macquarie Bank Ltd. – Ping An European Warrants Aug 2018 C	18,000,000	2017/11/29	2018/08/02	10.12
19425	Macquarie Bank Ltd. – Tencent European Warrants Jun 2018 J	8,000,000	2017/11/29	2018/06/04	10.10
19429	SG Issuer – CITIC Sec European Warrants Dec 2018 A	70,000,000	2017/11/29	2018/12/31	11.55
19430	SG Issuer – Geely Auto European Warrants May 2018 F	40,000,000	2017/11/29	2018/05/31	10.00
19386	SG Issuer – HKEX European Warrants May 2018 D	20,000,000	2017/11/29	2018/05/31	10.20
19411	SG Issuer – HKEX European Warrants May 2018 F	200,000,000	2017/11/29	2018/05/31	50.00
19412	SG Issuer – HKEX European Warrants Jul 2018 B	200,000,000	2017/11/29	2018/07/31	50.00
19387	SG Issuer – HKEX European Put Warrants May 2018 E	150,000,000	2017/11/29	2018/05/31	39.75
19406	SG Issuer – HSCEI European Warrants Dec 2018 B	150,000,000	2017/11/29	2018/12/28	37.50

# MAIN BOARD WARRANTS

Code	Derivative warrants	No. of issue			Amount raised (HK\$ mil.)
		(units)	Listing date	Expiry	
19407	SG Issuer – HSI European Warrants May 2018 D	150,000,000	2017/11/29	2018/05/30	37.50
19410	SG Issuer – HSI European Warrants Jul 2018 B	150,000,000	2017/11/29	2018/07/30	37.50
19408	SG Issuer – HSI European Put Warrants May 2018 E	150,000,000	2017/11/29	2018/05/30	37.50
19409	SG Issuer – HSI European Put Warrants May 2018 F	150,000,000	2017/11/29	2018/05/30	37.50
19431	SG Issuer – ICBC European Warrants Mar 2018 B	60,000,000	2017/11/29	2018/03/29	23.70
19432	SG Issuer – NCI European Warrants May 2018 A	20,000,000	2017/11/29	2018/05/31	10.00
19388	SG Issuer – Ping An European Warrants May 2018 G	80,000,000	2017/11/29	2018/05/31	35.20
19390	SG Issuer – Ping An European Warrants Jun 2018 D	80,000,000	2017/11/29	2018/06/29	20.00
19389	SG Issuer – Ping An European Put Warrants May 2018 H	60,000,000	2017/11/29	2018/05/31	37.80
19469	UBS AG – AIA European Warrants Jun 2018 C	100,000,000	2017/11/29	2018/06/04	25.30
19472	UBS AG – BOCL European Warrants May 2018 B	70,000,000	2017/11/29	2018/05/24	11.62
19471	UBS AG – CC Bank European Warrants Apr 2018 A	70,000,000	2017/11/29	2018/04/13	12.46
19470	UBS AG – China Life European Warrants Sep 2018 A	100,000,000	2017/11/29	2018/09/20	15.80
19466	UBS AG – China Mobile European Warrants Mar 2018 A	100,000,000	2017/11/29	2018/03/27	22.40
19468	UBS AG – China Mobile European Warrants Jun 2018 B	100,000,000	2017/11/29	2018/06/26	24.30
19464	UBS AG – HKEX European Warrants May 2018 D	50,000,000	2017/11/29	2018/05/28	50.25
19463	UBS AG – HKEX European Warrants Sep 2018 B	300,000,000	2017/11/29	2018/09/07	75.90
19461	UBS AG – HSBC European Warrants Apr 2018 A	100,000,000	2017/11/29	2018/04/25	20.30
19462	UBS AG – HSBC European Warrants May 2018 A	100,000,000	2017/11/29	2018/05/29	16.00
19476	UBS AG – ICBC European Warrants May 2018 A	70,000,000	2017/11/29	2018/05/28	33.95
19475	UBS AG – ICBC European Warrants Jul 2018 A	70,000,000	2017/11/29	2018/07/23	30.87
19473	UBS AG – Kingsoft European Warrants Jul 2018 A	100,000,000	2017/11/29	2018/07/30	25.90
19474	UBS AG – Ping An European Warrants Aug 2018 A	100,000,000	2017/11/29	2018/08/02	87.50
19413	Bank Vontobel – CSOP A50 ETF European Warrants Mar 2018 A	40,000,000	2017/11/29	2018/03/22	10.04
19414	Bank Vontobel – CSOP A50 ETF European Warrants May 2018 B	40,000,000	2017/11/29	2018/05/29	10.04
24307 #	Credit Suisse AG – China Life European Warrants Mar 2018 A	100,000,000	2017/11/29	2018/03/27	11.30
28022 #	Credit Suisse AG – PetroChina European Warrants Feb 2018 A	80,000,000	2017/11/29	2018/02/28	10.24
18908 #	Goldman Sachs SP (Asia) – Ping An European Wts May 2018 F	70,000,000	2017/11/29	2018/05/30	28.35
19535	BNP Paribas Issuance B.V. – HKEX European Wts Oct 2018 C	80,000,000	2017/11/30	2018/10/03	20.00
19534	BNP Paribas Issuance B.V. – HKEX European Wts Jan 2019 B	80,000,000	2017/11/30	2019/01/03	20.00
19532	BNP Paribas Issuance B.V. – HSBC European Wts Jul 2018 C	50,000,000	2017/11/30	2018/07/04	13.00
19530	BNP Paribas Issuance B.V. – Tencent Euro Wts Oct 2018 F	80,000,000	2017/11/30	2018/10/03	21.60
19529	BNP Paribas Issuance B.V. – Tencent Euro Wts Jan 2019 F	80,000,000	2017/11/30	2019/01/03	23.20
19574	Credit Suisse AG – BYD Company European Warrants Dec 2018 A	100,000,000	2017/11/30	2018/12/20	18.00
19572	Credit Suisse AG – China Life European Warrants Sep 2018 A	100,000,000	2017/11/30	2018/09/20	16.00
19575	Credit Suisse AG – CSOP A50 ETF European Warrants May 2018 A	50,000,000	2017/11/30	2018/05/31	12.50
19573	Credit Suisse AG – Geely Auto European Warrants Apr 2018 E	80,000,000	2017/11/30	2018/04/30	21.60
19577	Credit Suisse AG – HKEX European Warrants May 2018 F	200,000,000	2017/11/30	2018/05/29	50.00
19576	Credit Suisse AG – HKEX European Warrants Jul 2018 A	200,000,000	2017/11/30	2018/07/31	50.00
19570	Credit Suisse AG – KECL European Warrants May 2018 A	35,000,000	2017/11/30	2018/05/31	10.15
19571	Credit Suisse AG – Ping An European Warrants Jun 2018 E	150,000,000	2017/11/30	2018/06/29	37.50
19593	Goldman Sachs SP (Asia) – CC Bank European Wts May 2018 B	80,000,000	2017/11/30	2018/05/28	25.60
19590	Goldman Sachs SP (Asia) – CITIC Sec European Wts May 2018 A	80,000,000	2017/11/30	2018/05/28	12.00
19592	Goldman Sachs SP (Asia) – Galaxy Ent European Wts Mar 2018 D	80,000,000	2017/11/30	2018/03/28	19.52

# MAIN BOARD WARRANTS

Code	Derivative warrants	No. of issue			Amount raised (HK\$ mil.)
		(units)	Listing date	Expiry	
19591	Goldman Sachs SP (Asia) – HKEX European Warrants Mar 2018 F	30,000,000	2017/11/30	2018/03/26	22.35
19594	Goldman Sachs SP (Asia) – HKEX European Warrants Mar 2018 G	30,000,000	2017/11/30	2018/03/05	13.50
19597	Goldman Sachs SP (Asia) – HSI European Warrants Aug 2018 A	150,000,000	2017/11/30	2018/08/30	25.35
19598	Goldman Sachs SP (Asia) – HSI European Warrants Jan 2019 A	150,000,000	2017/11/30	2019/01/30	22.50
19595	Goldman Sachs SP (Asia) – HSI European Put Wts May 2018 A	150,000,000	2017/11/30	2018/05/30	22.50
19547	HK Bank – Country Garden European Warrants Oct 2018 A	80,000,000	2017/11/30	2018/10/31	20.00
19546	HK Bank – CITIC Sec European Warrants Nov 2018 A	80,000,000	2017/11/30	2018/11/30	12.00
19549	HK Bank – Minsheng Bank European Warrants Jul 2018 A	40,000,000	2017/11/30	2018/07/31	12.80
19536	HK Bank – IGG European Warrants Jun 2018 A	80,000,000	2017/11/30	2018/06/29	20.00
19551	HK Bank – Kingsoft European Warrants Jun 2018 A	50,000,000	2017/11/30	2018/06/29	12.50
19548	HK Bank – Ping An European Warrants May 2018 F	60,000,000	2017/11/30	2018/05/07	36.00
19567	Haitong Int'l Sec – China Mer Port European Warrants May 18A	60,000,000	2017/11/30	2018/05/16	18.78
19566	Haitong Int'l Sec – Galaxy Ent European Warrants Mar 2018 D	100,000,000	2017/11/30	2018/03/28	36.10
19568	Haitong Int'l Sec – HKEX European Warrants Oct 2018 C	150,000,000	2017/11/30	2018/10/18	37.80
19560	Haitong Int'l Sec – HSBC European Warrants Mar 2018 C	100,000,000	2017/11/30	2018/03/28	23.50
19561	Haitong Int'l Sec – HSBC European Warrants Mar 2018 D	100,000,000	2017/11/30	2018/03/27	15.30
19562	Haitong Int'l Sec – HSBC European Warrants May 2018 A	100,000,000	2017/11/30	2018/05/30	22.30
19565	Haitong Int'l Sec – HSBC European Warrants Jun 2018 C	100,000,000	2017/11/30	2018/06/29	34.50
19563	Haitong Int'l Sec – HSBC European Warrants Jul 2018 A	100,000,000	2017/11/30	2018/07/31	25.00
19564	Haitong Int'l Sec – HSBC European Warrants Nov 2018 A	100,000,000	2017/11/30	2018/11/08	25.00
19578	J P Morgan SP BV – HSI European Warrants Jul 2018 A	300,000,000	2017/11/30	2018/07/30	75.60
19580	J P Morgan SP BV – HSI European Put Warrants Jun 2018 C	300,000,000	2017/11/30	2018/06/28	75.30
19581	J P Morgan SP BV – Ping An European Warrants May 2018 I	150,000,000	2017/11/30	2018/05/21	54.45
19582	J P Morgan SP BV – Ping An European Warrants Jun 2018 F	150,000,000	2017/11/30	2018/06/13	39.30
19579	J P Morgan SP BV – Ping An European Warrants Dec 2020 A	300,000,000	2017/11/30	2020/12/31	75.90
19583	SG Issuer – China Shenhua European Warrants Oct 2018 A	70,000,000	2017/11/30	2018/10/31	10.50
19537	SG Issuer – HKEX European Warrants Sep 2018 A	200,000,000	2017/11/30	2018/09/28	50.00
19558	SG Issuer – Tencent European Warrants Aug 2018 C	200,000,000	2017/11/30	2018/08/31	50.00
19559	SG Issuer – Tencent European Warrants Dec 2019 A	200,000,000	2017/11/30	2019/12/31	80.00
19584	UBS AG – Agricultural Bank European Warrants May 2018 A	70,000,000	2017/11/30	2018/05/25	14.07
19587	UBS AG – CITIC Bank European Warrants Aug 2018 A	70,000,000	2017/11/30	2018/08/27	18.76
19588	UBS AG – CM Bank European Warrants Sep 2018 A	50,000,000	2017/11/30	2018/09/10	12.50
19586	UBS AG – Minsheng Bank European Warrants Jul 2018 A	50,000,000	2017/11/30	2018/07/10	20.40
19589	UBS AG – Haitong Int'l European Warrants Aug 2018 A	15,000,000	2017/11/30	2018/08/20	10.32
19544	Bank Vontobel – CC Bank European Warrants May 2018 A	50,000,000	2017/11/30	2018/05/02	10.15
19541	Bank Vontobel – China Mobile European Warrants Jul 2018 A	40,000,000	2017/11/30	2018/07/03	10.04
19555	Bank Vontobel – HSI European Warrants Apr 2018 B	100,000,000	2017/11/30	2018/04/27	18.80
19554	Bank Vontobel – HSI European Warrants Sep 2018 A	100,000,000	2017/11/30	2018/09/27	26.30
19556	Bank Vontobel – HSI European Put Warrants Apr 2018 C	100,000,000	2017/11/30	2018/04/27	15.20
19557	Bank Vontobel – HSI European Put Warrants Sep 2018 B	100,000,000	2017/11/30	2018/09/27	29.20
19543	Bank Vontobel – Ping An European Warrants Aug 2018 A	50,000,000	2017/11/30	2018/08/03	14.10
19545	Bank Vontobel – Tencent European Warrants Jul 2018 B	100,000,000	2017/11/30	2018/07/03	25.20
19539	Bank Vontobel – Tencent European Warrants Aug 2018 B	100,000,000	2017/11/30	2018/08/13	25.20
28714 #	Credit Suisse AG – HKEX European Warrants Jun 2018 B	100,000,000	2017/11/30	2018/06/29	17.60

# MAIN BOARD WARRANTS

Code	Derivative warrants	No. of issue			Amount raised (HK\$ mil.)
		(units)	Listing date	Expiry	
19611	BNP Paribas Issuance B.V. – HKEX European Wts Jun 2018 C	80,000,000	2017/12/01	2018/06/04	15.20
19644	Credit Suisse AG – China Mobile European Warrants Apr 2018 A	70,000,000	2017/12/01	2018/04/23	10.50
19650	Goldman Sachs SP (Asia) – CNOOC European Warrants Apr 2018 B	80,000,000	2017/12/01	2018/04/25	24.96
19647	Goldman Sachs SP (Asia) – Sinopec Corp Euro Wts May 2018 A	60,000,000	2017/12/01	2018/05/23	18.00
19649	Goldman Sachs SP (Asia) – China Tel European Wts Apr 2018 A	50,000,000	2017/12/01	2018/04/26	10.00
19645	Goldman Sachs SP (Asia) – HSBC European Warrants Apr 2018 C	80,000,000	2017/12/01	2018/04/25	12.00
19648	Goldman Sachs SP (Asia) – PetroChina European Wts Apr 2018 B	80,000,000	2017/12/01	2018/04/30	13.20
19622	HK Bank – CAM CSI300 European Warrants Sep 2018 A	50,000,000	2017/12/01	2018/09/28	12.50
19624	HK Bank – CSOP A50 ETF European Warrants Mar 2018 A	60,000,000	2017/12/01	2018/03/29	18.00
19626	HK Bank – CSOP A50 ETF European Warrants May 2018 B	60,000,000	2017/12/01	2018/05/31	42.00
19625	HK Bank – A50 China European Warrants May 2018 A	60,000,000	2017/12/01	2018/05/31	18.00
19616	HK Bank – Galaxy Ent European Warrants May 2018 A	50,000,000	2017/12/01	2018/05/31	20.00
19620	HK Bank – HKEX European Warrants Apr 2018 B	100,000,000	2017/12/01	2018/04/09	18.00
19621	HK Bank – HKEX European Warrants Sep 2018 C	100,000,000	2017/12/01	2018/09/28	25.00
19617	HK Bank – Sands China European Warrants Jun 2018 A	50,000,000	2017/12/01	2018/06/29	12.50
19612	HK Bank – SMIC European Warrants May 2018 A	100,000,000	2017/12/01	2018/05/28	15.00
19619	HK Bank – Sunny Optical European Warrants Jun 2018 E	100,000,000	2017/12/01	2018/06/29	25.00
19638	J P Morgan SP BV – Ping An European Warrants Jun 2018 G	100,000,000	2017/12/01	2018/06/29	25.20
19637	J P Morgan SP BV – PSBC European Warrants Jul 2018 A	40,000,000	2017/12/01	2018/07/03	10.68
19635	Macquarie Bank Ltd. – Tencent European Warrants Jul 2018 C	9,000,000	2017/12/01	2018/07/04	10.03
19627	SG Issuer – BOCOM European Warrants Jul 2018 A	23,000,000	2017/12/01	2018/07/31	10.01
19628	SG Issuer – CITIC Bank European Warrants Jul 2018 A	33,000,000	2017/12/01	2018/07/31	10.07
19629	SG Issuer – CMB European Warrants Jul 2018 A	40,000,000	2017/12/01	2018/07/31	10.00
19630	SG Issuer – China Taiping European Warrants Jul 2018 A	30,000,000	2017/12/01	2018/07/31	10.05
19631	SG Issuer – Ping An European Warrants Aug 2018 B	80,000,000	2017/12/01	2018/08/31	50.40
19632	SG Issuer – Ping An European Warrants Aug 2018 C	80,000,000	2017/12/01	2018/08/31	34.40
19633	SG Issuer – Ping An European Warrants Dec 2018 A	80,000,000	2017/12/01	2018/12/31	73.60
19634	SG Issuer – Ping An European Warrants Dec 2018 B	80,000,000	2017/12/01	2018/12/31	24.80
19642	SG Issuer – Tencent European Warrants May 2018 K	200,000,000	2017/12/01	2018/05/31	72.00
19643	SG Issuer – Tencent European Warrants May 2018 L	200,000,000	2017/12/01	2018/05/31	50.00
19640	SG Issuer – Wharf European Warrants May 2018 B	40,000,000	2017/12/01	2018/05/31	10.00
19641	SG Issuer – Wharf European Warrants Aug 2018 A	40,000,000	2017/12/01	2018/08/31	10.00
19606	UBS AG – CAM CSI300 European Warrants Aug 2018 A	70,000,000	2017/12/01	2018/08/03	17.50
19600	UBS AG – Sinopec Corp European Warrants May 2018 B	60,000,000	2017/12/01	2018/05/02	11.76
19607	UBS AG – China Unicom European Warrants Jun 2018 A	25,000,000	2017/12/01	2018/06/19	14.15
19601	UBS AG – HSBC European Warrants May 2018 B	100,000,000	2017/12/01	2018/05/03	15.40
19602	UBS AG – HSBC European Put Warrants Apr 2018 B	100,000,000	2017/12/01	2018/04/16	27.70
19608	UBS AG – HSCFI European Put Warrants May 2018 A	100,000,000	2017/12/01	2018/05/30	15.00
19604	UBS AG – Sands China European Warrants Jun 2018 A	70,000,000	2017/12/01	2018/06/25	10.50
19599	UBS AG – SMIC European Warrants Dec 2018 A	60,000,000	2017/12/01	2018/12/21	18.66
18953 #	Credit Suisse AG – HKEX European Warrants May 2018 D	100,000,000	2017/12/01	2018/05/24	16.10
19652	BNP Paribas Issuance B.V. – China Life Euro Wts Oct 2018 C	70,000,000	2017/12/04	2018/10/03	18.20
19651	BNP Paribas Issuance B.V. – HSBC European Wts May 2018 B	60,000,000	2017/12/04	2018/05/03	13.80
19653	BNP Paribas Issuance B.V. – ICBC European Wts Oct 2018 D	40,000,000	2017/12/04	2018/10/03	10.80



# MAIN BOARD WARRANTS

Code	Derivative warrants	No. of issue			Amount raised (HK\$ mil.)
		(units)	Listing date	Expiry	
19658	Credit Suisse AG – China Mobile European Warrants Mar 2018 A	72,000,000	2017/12/04	2018/03/29	10.80
19659	Credit Suisse AG – HSBC European Wts Apr 2018 C	100,000,000	2017/12/04	2018/04/25	15.00
19660	Credit Suisse AG – Sinopharm European Warrants Jun 2018 A	30,000,000	2017/12/04	2018/06/04	12.00
19668	Goldman Sachs SP (Asia) – BYD Company European Wts Sep18A	80,000,000	2017/12/04	2018/09/21	12.00
19669	Goldman Sachs SP (Asia) – CSOP A50 ETF Euro Wts Mar 2018 E	80,000,000	2017/12/04	2018/03/22	12.00
19671	Goldman Sachs SP (Asia) – A50 China European Wts Apr 2018 A	80,000,000	2017/12/04	2018/04/27	26.16
19666	Goldman Sachs SP (Asia) – HSBC European Warrants May 2018 B	80,000,000	2017/12/04	2018/05/31	12.00
19667	Goldman Sachs SP (Asia) – ICBC European Warrants Apr 2018 D	80,000,000	2017/12/04	2018/04/16	13.04
19656	Macquarie Bank Ltd. – CSOP A50 ETF European Wts Jun 2018 B	22,000,000	2017/12/04	2018/06/05	10.36
19657	Macquarie Bank Ltd. – Galaxy Ent European Wts Jul 2018 A	25,000,000	2017/12/04	2018/07/04	10.13
19654	SG Issuer – CSOP A50 ETF European Warrants Mar 2018 C	42,000,000	2017/12/04	2018/03/05	10.08
19655	SG Issuer – CSOP A50 ETF European Warrants Jul 2018 A	20,000,000	2017/12/04	2018/07/31	16.80
19665	UBS AG – AAC Tech European Warrants May 2018 A	50,000,000	2017/12/04	2018/05/11	14.10
19664	UBS AG – CKH Holdings European Warrants Mar 2018 A	70,000,000	2017/12/04	2018/03/26	10.50
19662	UBS AG – CLP Holdings European Warrants Jun 2018 A	40,000,000	2017/12/04	2018/06/29	10.04
19663	UBS AG – HK & China Gas European Warrants Jun 2018 A	20,000,000	2017/12/04	2018/06/29	10.16
19661	UBS AG – HS H-SHARE European Warrants Jun 2018 A	50,000,000	2017/12/04	2018/06/28	15.35
19687	Credit Suisse AG – AIA European Warrants Apr 2018 A	70,000,000	2017/12/05	2018/04/23	25.20
19688	Credit Suisse AG – China Life European Warrants Jul 2018 B	100,000,000	2017/12/05	2018/07/31	15.00
19700	Goldman Sachs SP (Asia) – AIA European Warrants Jun 2018 B	80,000,000	2017/12/05	2018/06/21	12.00
19699	Goldman Sachs SP (Asia) – China Mobile Euro Wts Mar 2018 C	80,000,000	2017/12/05	2018/03/28	12.00
19713	Goldman Sachs SP (Asia) – Galaxy Ent European Wts May 2018 A	80,000,000	2017/12/05	2018/05/07	19.60
19710	Goldman Sachs SP (Asia) – Sands China Euro Wts Jun 2018 A	80,000,000	2017/12/05	2018/06/26	12.00
19697	Goldman Sachs SP (Asia) – Tencent European Wt Apr 2018 G	30,000,000	2017/12/05	2018/04/25	43.17
19674	HK Bank – HSCEI European Warrants Jul 2018 B	180,000,000	2017/12/05	2018/07/30	45.00
19677	HK Bank – HSI European Warrants Apr 2018 H	180,000,000	2017/12/05	2018/04/27	36.00
19672	HK Bank – Tencent European Warrants May 2018 G	180,000,000	2017/12/05	2018/05/31	27.00
19673	HK Bank – Tencent European Warrants May 2018 H	180,000,000	2017/12/05	2018/05/07	39.60
19694	J P Morgan SP BV – Ping An European Warrants Dec 2019 B	100,000,000	2017/12/05	2019/12/03	140.20
19696	J P Morgan SP BV – Ping An European Warrants Dec 2020 B	100,000,000	2017/12/05	2020/12/02	130.60
19684	SG Issuer – CITIC European Warrants Jul 2018 A	11,000,000	2017/12/05	2018/07/31	10.01
19685	SG Issuer – CKA European Warrants Jun 2018 A	25,000,000	2017/12/05	2018/06/29	10.00
19686	SG Issuer – Lenovo European Warrants Jun 2018 B	24,000,000	2017/12/05	2018/06/29	10.08
19691	UBS AG – HKEX European Warrants Jun 2018 B	300,000,000	2017/12/05	2018/06/22	50.40
19693	UBS AG – ZTE European Warrants Jun 2018 A	50,000,000	2017/12/05	2018/06/25	20.55
19680	Bank Vontobel – HKEX European Warrants Apr 2018 B	140,000,000	2017/12/05	2018/04/11	21.42
19682	Bank Vontobel – HSBC European Warrants Mar 2018 A	80,000,000	2017/12/05	2018/03/05	12.16
19683	Bank Vontobel – Ping An European Warrants May 2018 B	50,000,000	2017/12/05	2018/05/04	35.30
19737	Credit Suisse AG – BOC HK European Warrants Oct 2018 A	60,000,000	2017/12/06	2018/10/31	10.20
19738	Credit Suisse AG – CKI Holdings European Warrants Apr 2018 A	40,000,000	2017/12/06	2018/04/30	12.00
19736	Credit Suisse AG – Ping An European Warrants Jun 2018 F	150,000,000	2017/12/06	2018/06/15	52.50
19734	Credit Suisse AG – Tencent Holdings European Wts Jun 2018 F	250,000,000	2017/12/06	2018/06/15	62.50
19739	Credit Suisse AG – Tencent Holdings European Wts Jun 2018 G	250,000,000	2017/12/06	2018/06/29	62.50
19743	Goldman Sachs SP (Asia) – HKEX European Warrants Dec 2018 A	200,000,000	2017/12/06	2018/12/11	30.00

# MAIN BOARD WARRANTS

Code	Derivative warrants	No. of issue			Amount raised (HK\$ mil.)
		(units)	Listing date	Expiry	
19747	Goldman Sachs SP (Asia) – HSI European Warrants Mar 2018 G	150,000,000	2017/12/06	2018/03/28	26.10
19744	Goldman Sachs SP (Asia) – Tencent European Wt Mar 2018 N	30,000,000	2017/12/06	2018/03/06	18.03
19746	Goldman Sachs SP (Asia) – Tencent European Wt May 2018 P	150,000,000	2017/12/06	2018/05/31	22.50
19745	Goldman Sachs SP (Asia) – Tencent European Wt Jun 2018 G	150,000,000	2017/12/06	2018/06/22	22.50
19728	HK Bank – AIA European Warrants Jun 2018 A	80,000,000	2017/12/06	2018/06/05	20.00
19729	HK Bank – China Life European Warrants Sep 2018 A	100,000,000	2017/12/06	2018/09/24	20.00
19727	HK Bank – China Mobile European Warrants Jun 2018 B	80,000,000	2017/12/06	2018/06/29	20.00
19725	HK Bank – Geely Auto European Warrants Jun 2018 B	150,000,000	2017/12/06	2018/06/29	81.00
19726	HK Bank – Geely Auto European Warrants Jun 2018 C	150,000,000	2017/12/06	2018/06/29	45.00
19717	Haitong Int'l Sec – CSOP A50 ETF European Warrants Mar 2018E	60,000,000	2017/12/06	2018/03/29	22.80
19716	Haitong Int'l Sec – CSOP A50 ETF European Warrants Jun 2018A	60,000,000	2017/12/06	2018/06/06	15.00
19721	Haitong Int'l Sec – Fosun Intl European Warrants Oct 2018 A	60,000,000	2017/12/06	2018/10/08	11.40
19714	Haitong Int'l Sec – Galaxy Ent European Warrants Jun 2018 A	60,000,000	2017/12/06	2018/06/15	27.00
19718	Haitong Int'l Sec – Sunny Optical European Wts Jun 2018 D	150,000,000	2017/12/06	2018/06/22	28.50
19719	Haitong Int'l Sec – Sunny Optical European Wts Jun 2018 E	150,000,000	2017/12/06	2018/06/25	30.00
19740	J P Morgan SP BV – BEA European Warrants Nov 2018 A	50,000,000	2017/12/06	2018/11/30	10.20
19742	J P Morgan SP BV – IGG European Warrants May 2018 A	70,000,000	2017/12/06	2018/05/25	11.13
19741	J P Morgan SP BV – Link REIT European Warrants Oct 2018 A	60,000,000	2017/12/06	2018/10/31	15.06
19722	Macquarie Bank Ltd. – Kingsoft European Warrants Jul 2018 A	40,000,000	2017/12/06	2018/07/04	10.04
19731	SG Issuer – Anhui Conch European Warrants Jul 2018 A	30,000,000	2017/12/06	2018/07/31	10.05
19730	SG Issuer – CHALCO European Warrants Jul 2018 A	13,000,000	2017/12/06	2018/07/31	10.01
19733	SG Issuer – CNBM European Warrants Jun 2018 A	13,000,000	2017/12/06	2018/06/29	10.01
19723	UBS AG – China South Air European Warrants Jul 2018 A	13,000,000	2017/12/06	2018/07/30	10.67
19783	BOCI Asia Ltd. – HKEX European Warrants Jun 2018 B	200,000,000	2017/12/07	2018/06/25	31.20
19782	BOCI Asia Ltd. – HSBC European Warrants Jun 2018 B	200,000,000	2017/12/07	2018/06/25	50.60
19786	BOCI Asia Ltd. – Tencent Holdings European Wts May 2018 D	200,000,000	2017/12/07	2018/05/25	30.60
19784	BOCI Asia Ltd. – Tencent Holdings European Wts Jun 2018 I	200,000,000	2017/12/07	2018/06/27	30.40
19785	BOCI Asia Ltd. – Tencent Holdings European Wts Jun 2018 J	200,000,000	2017/12/07	2018/06/11	30.60
19787	BOCI Asia Ltd. – Tencent Holdings European Wts Sep 2018 A	200,000,000	2017/12/07	2018/09/24	39.00
19752	BNP Paribas Issuance B.V. – CKH European Wts Aug 2018 A	40,000,000	2017/12/07	2018/08/02	10.00
19751	BNP Paribas Issuance B.V. – CNOOC European Wts May 2018 A	40,000,000	2017/12/07	2018/05/03	10.00
19748	BNP Paribas Issuance B.V. – Evergrande Euro Wts Aug 2018 B	50,000,000	2017/12/07	2018/08/02	24.00
19754	BNP Paribas Issuance B.V. – Jiangxi Copper Eu Wt Sep 2018 A	80,000,000	2017/12/07	2018/09/04	12.00
19749	BNP Paribas Issuance B.V. – Meitu European Wts Aug 2018 A	80,000,000	2017/12/07	2018/08/02	20.80
19791	Credit Suisse AG – CHALCO European Wts Jun 2018 A	30,000,000	2017/12/07	2018/06/06	16.50
19792	Credit Suisse AG – Ping An European Warrants Dec 2020 A	200,000,000	2017/12/07	2020/12/31	36.00
19790	Credit Suisse AG – Xinyi Glass European Warrants Mar 2019 A	60,000,000	2017/12/07	2019/03/29	15.00
19800	Goldman Sachs SP (Asia) – Agri Bk European Wts Jun 2018 A	80,000,000	2017/12/07	2018/06/08	20.00
19802	Goldman Sachs SP (Asia) – Ch Overseas European Wts Jun 2018A	80,000,000	2017/12/07	2018/06/25	12.00
19801	Goldman Sachs SP (Asia) – ICBC European Warrants May 2018 A	80,000,000	2017/12/07	2018/05/24	21.28
19799	Goldman Sachs SP (Asia) – SHK Ppt European Wts May 2018 A	40,000,000	2017/12/07	2018/05/21	10.00
19780	HK Bank – Chi Res Land European Warrants Jul 2018 A	80,000,000	2017/12/07	2018/07/31	20.00
19779	HK Bank – Ping An European Warrants Dec 2020 A	300,000,000	2017/12/07	2020/12/31	54.00
19763	Haitong Int'l Sec – CAM CSI300 European Warrants Aug 2018 A	80,000,000	2017/12/07	2018/08/01	12.00



# MAIN BOARD WARRANTS

Code	Derivative warrants	No. of issue			Amount raised (HK\$ mil.)
		(units)	Listing date	Expiry	
19762	Haitong Int'l Sec - BYD Company European Warrants Sep 2018 A	150,000,000	2017/12/07	2018/09/21	22.50
19761	Haitong Int'l Sec - BYD Company European Warrants Dec 2018 B	150,000,000	2017/12/07	2018/12/20	22.50
19760	Haitong Int'l Sec - BYD Company European Warrants Jul 2019 A	150,000,000	2017/12/07	2019/07/24	29.25
19759	Haitong Int'l Sec - CM Bank European Warrants Sep 2018 A	100,000,000	2017/12/07	2018/09/04	18.00
19764	Haitong Int'l Sec - Geely Auto European Warrants May 2018 B	100,000,000	2017/12/07	2018/05/16	26.50
19765	Haitong Int'l Sec - Geely Auto European Warrants May 2018 C	100,000,000	2017/12/07	2018/05/25	20.00
19766	Haitong Int'l Sec - Tencent Holdings European Wts May18H	100,000,000	2017/12/07	2018/05/07	26.00
19767	Haitong Int'l Sec - Tencent Holdings European Wts May18I	100,000,000	2017/12/07	2018/05/25	26.50
19769	Haitong Int'l Sec - Tencent Holdings European Wts May18J	100,000,000	2017/12/07	2018/05/07	26.00
19795	J P Morgan SP BV - AIA European Warrants Apr 2018 C	100,000,000	2017/12/07	2018/04/30	17.60
19796	J P Morgan SP BV - HKEX European Warrants May 2018 D	200,000,000	2017/12/07	2018/05/21	30.20
19797	J P Morgan SP BV - HKEX European Warrants Jul 2018 B	200,000,000	2017/12/07	2018/07/24	30.20
19794	Macquarie Bank Ltd. - Air China European Warrants Jan 2019 A	8,000,000	2017/12/07	2019/01/15	10.54
19793	Macquarie Bank Ltd. - BYD Electronic European Wts Nov 2018 A	17,800,000	2017/12/07	2018/11/15	10.32
19788	Macquarie Bank Ltd. - HKEX European Warrants Jul 2018 D	9,000,000	2017/12/07	2018/07/04	10.58
19771	Macquarie Bank Ltd. - Ping An European Warrants Aug 2018 D	15,000,000	2017/12/07	2018/08/02	10.74
19756	SG Issuer - Jiangxi Copper European Warrants Aug 2018 A	80,000,000	2017/12/07	2018/08/01	12.80
19757	SG Issuer - Ping An European Warrants Dec 2019 A	100,000,000	2017/12/07	2019/12/31	114.00
19755	SG Issuer - China Vanke European Warrants Jun 2018 A	30,000,000	2017/12/07	2018/06/29	11.70
19776	UBS AG - CC Bank European Warrants Apr 2018 B	70,000,000	2017/12/07	2018/04/23	20.30
19774	UBS AG - HSI European Warrants May 2018 B	200,000,000	2017/12/07	2018/05/30	31.40
19775	UBS AG - HSI European Warrants Jul 2018 A	200,000,000	2017/12/07	2018/07/30	33.80
19773	UBS AG - Link REIT European Warrants Jun 2018 B	40,000,000	2017/12/07	2018/06/06	10.96
19778	UBS AG - PetroChina European Warrants May 2018 C	70,000,000	2017/12/07	2018/05/07	21.63
19772	UBS AG - Tencent Holdings European Warrants Jun 2018 B	300,000,000	2017/12/07	2018/06/06	90.60
19579 #	J P Morgan SP BV - Ping An European Warrants Dec 2020 A	700,000,000	2017/12/07	2020/12/31	103.60
19807	BOCI Asia Ltd. - Tencent Holdings European Wts May 2018 E	200,000,000	2017/12/08	2018/05/09	37.60
19809	BOCI Asia Ltd. - Tencent Holdings European Wts May 2018 F	200,000,000	2017/12/08	2018/05/07	50.40
19812	Credit Suisse AG - Avichina European Warrants Jun 2018 A	20,000,000	2017/12/08	2018/06/29	13.00
19810	Credit Suisse AG - BYD Electronic European Warrants Jun 18 A	40,000,000	2017/12/08	2018/06/07	11.20
19811	Credit Suisse AG - Ch LongYuan European Warrants Jun 2018 A	20,000,000	2017/12/08	2018/06/07	10.00
19827	Goldman Sachs SP (Asia) - BYD European Warrants Dec 2018 A	80,000,000	2017/12/08	2018/12/20	12.00
19828	Goldman Sachs SP (Asia) - HKEX European Warrants May 2018 F	150,000,000	2017/12/08	2018/05/21	22.50
19829	Goldman Sachs SP (Asia) - HKEX European Warrants Jul 2018 A	150,000,000	2017/12/08	2018/07/24	22.50
19826	Goldman Sachs SP (Asia) - HSBC European Warrants May 2018 C	80,000,000	2017/12/08	2018/05/28	21.36
19831	Goldman Sachs SP (Asia) - ICBC European Warrants May 2018 B	80,000,000	2017/12/08	2018/05/18	19.84
19805	HK Bank - BBMG European Warrants Jun 2018 A	40,000,000	2017/12/08	2018/06/29	10.00
19804	HK Bank - CKH European Warrants Jun 2018 A	40,000,000	2017/12/08	2018/06/29	10.00
19806	HK Bank - Jiangxi Copper European Warrants Aug 2018 A	80,000,000	2017/12/08	2018/08/21	12.00
19813	J P Morgan SP BV - China Mob European Wts Apr 2018 B	100,000,000	2017/12/08	2018/04/30	15.20
19815	J P Morgan SP BV - HSCEI European Wts Jul 2019 A	200,000,000	2017/12/08	2019/07/30	30.60
19814	J P Morgan SP BV - Tencent European Warrants Jun 2018 K	250,000,000	2017/12/08	2018/06/29	37.75
19816	Macquarie Bank Ltd. - China Life European Put Warrants Jul18C	6,700,000	2017/12/08	2018/07/03	10.03
19817	Macquarie Bank Ltd. - China Unicom European Wts Jul 2018 A	11,000,000	2017/12/08	2018/07/04	10.33

# MAIN BOARD WARRANTS

Code	Derivative warrants	No. of issue			Amount raised (HK\$ mil.)
		(units)	Listing date	Expiry	
19820	Macquarie Bank Ltd. – HKEX European Warrants Jul 2018 E	40,000,000	2017/12/08	2018/07/04	10.00
19821	Macquarie Bank Ltd. – PCCW European Warrants Feb 2019 A	21,880,000	2017/12/08	2019/02/15	10.04
19823	Macquarie Bank Ltd. – Wynn Macau European Wts Mar 2019 A	26,000,000	2017/12/08	2019/03/15	10.19
19825	UBS AG – BYD Electronic European Warrants Aug 2018 A	40,000,000	2017/12/08	2018/08/06	11.20
19824	UBS AG – Tencent Holdings European Warrants Apr 2018 E	300,000,000	2017/12/08	2018/04/23	90.00
19159 #	Credit Suisse AG – Tencent Holdings European Wts May 2018 G	100,000,000	2017/12/08	2018/05/23	16.40
19845	Goldman Sachs SP (Asia) – AIA European Warrants Jun 2018 C	80,000,000	2017/12/11	2018/06/26	21.52
19847	Goldman Sachs SP (Asia) – Galaxy Ent European Wts May 2018 B	80,000,000	2017/12/11	2018/05/28	38.40
19846	Goldman Sachs SP (Asia) – HTSC European Warrants Apr 2018 A	50,000,000	2017/12/11	2018/04/20	10.00
19832	HK Bank – HKEX European Warrants May 2018 D	150,000,000	2017/12/11	2018/05/24	22.50
19841	J P Morgan SP BV – CK Asset European Warrants Jun 2018 A	100,000,000	2017/12/11	2018/06/29	29.10
19842	J P Morgan SP BV – MTRC European Warrants Jun 2018 A	40,000,000	2017/12/11	2018/06/29	10.16
19840	J P Morgan SP BV – Ping An European Warrants Oct 2020 A	100,000,000	2017/12/11	2020/10/30	119.70
19843	J P Morgan SP BV – SHK Ppt European Warrants Jun 2018 A	60,000,000	2017/12/11	2018/06/29	27.84
19838	Macquarie Bank Ltd. – CITIC European Warrants Dec 2019 A	40,000,000	2017/12/11	2019/12/31	10.20
19834	Macquarie Bank Ltd. – Hang Seng Bank European Wts Jul 2019 A	40,000,000	2017/12/11	2019/07/02	10.00
19833	Macquarie Bank Ltd. – SHK Ppt European Warrants Jul 2018 A	15,000,000	2017/12/11	2018/07/04	10.07
19835	Macquarie Bank Ltd. – Tencent European Warrants Jul 2018 D	9,000,000	2017/12/11	2018/07/03	10.09
19836	Macquarie Bank Ltd. – Tencent European Warrants Jul 2018 E	7,000,000	2017/12/11	2018/07/03	11.23
19837	Macquarie Bank Ltd. – Tencent European Warrants Jul 2018 F	40,000,000	2017/12/11	2018/07/03	14.00
19839	UBS AG – Ping An European Warrants Dec 2020 A	500,000,000	2017/12/11	2020/12/31	79.00
11495 #	Credit Suisse AG – Ping An European Warrants Feb 2018 B	50,000,000	2017/12/11	2018/02/28	13.75
19870	Credit Suisse AG – Sunny Optical European Warrants Jul 2018C	100,000,000	2017/12/12	2018/07/13	17.20
19872	Credit Suisse AG – Tencent European Wts Jun 2018 H	250,000,000	2017/12/12	2018/06/29	62.50
19886	Goldman Sachs SP (Asia) – CC Bank European Wts Apr 2018 C	80,000,000	2017/12/12	2018/04/24	12.00
19887	Goldman Sachs SP (Asia) – China Mobile Euro Wts May 2018 A	80,000,000	2017/12/12	2018/05/18	12.00
19890	Goldman Sachs SP (Asia) – CSOP A50 ETF Euro Wts May 2018 A	80,000,000	2017/12/12	2018/05/24	38.56
19884	Goldman Sachs SP (Asia) – China Unicom Euro Wts Jun 2018 A	40,000,000	2017/12/12	2018/06/12	12.08
19888	Goldman Sachs SP (Asia) – Lenovo European Wts Apr 2018 B	60,000,000	2017/12/12	2018/04/23	10.02
19883	Goldman Sachs SP (Asia) – Tencent European Wt Mar 2018 O	30,000,000	2017/12/12	2018/03/26	18.36
19860	Haitong Int'l Sec – China Coal European Warrants Jul 2018 A	40,000,000	2017/12/12	2018/07/18	10.40
19851	Haitong Int'l Sec – Cathay Pacific European Warrants Dec 18B	80,000,000	2017/12/12	2018/12/24	20.00
19858	Haitong Int'l Sec – Datang Power European Warrants Apr 2018A	25,000,000	2017/12/12	2018/04/10	10.50
19859	Haitong Int'l Sec – Datang Power European Warrants Aug 2018A	25,000,000	2017/12/12	2018/08/20	14.18
19868	Haitong Int'l Sec – Fosun Intl European Warrants Jun 2018 A	68,000,000	2017/12/12	2018/06/27	11.49
19869	Haitong Int'l Sec – Fosun Intl European Warrants Aug 2018 A	80,000,000	2017/12/12	2018/08/02	12.00
19852	Haitong Int'l Sec – HKEX European Warrants Jul 2018 B	200,000,000	2017/12/12	2018/07/24	30.00
19849	Haitong Int'l Sec – Kingboard Chem European Warrants May 18A	60,000,000	2017/12/12	2018/05/08	15.00
19854	Haitong Int'l Sec – Tencent European Warrants Jun 2018 K	200,000,000	2017/12/12	2018/06/28	30.00
19856	Haitong Int'l Sec – Tencent European Warrants Jun 2018 L	200,000,000	2017/12/12	2018/06/11	30.00
19853	Haitong Int'l Sec – Techtronic European Warrants May 2018 A	40,000,000	2017/12/12	2018/05/16	10.96
19879	J P Morgan SP BV – MGM China European Warrants Jun 2018 A	60,000,000	2017/12/12	2018/06/29	15.18
19881	J P Morgan SP BV – Tencent European Warrants Aug 2018 D	300,000,000	2017/12/12	2018/08/24	46.20
19873	Macquarie Bank Ltd. – Tencent European Warrants Jul 2018 G	6,000,000	2017/12/12	2018/07/03	10.18

# MAIN BOARD WARRANTS

Code	Derivative warrants	No. of issue			Amount raised (HK\$ mil.)
		(units)	Listing date	Expiry	
19875	Macquarie Bank Ltd. – Tencent European Warrants Jul 2018 H	40,000,000	2017/12/12	2018/07/03	21.40
19848	SG Issuer – Ping An European Warrants Dec 2020 A	500,000,000	2017/12/12	2020/12/31	82.50
19876	UBS AG – Ping An European Warrants Oct 2018 A	100,000,000	2017/12/12	2018/10/03	48.70
19877	UBS AG – Ping An European Warrants Jan 2019 A	100,000,000	2017/12/12	2019/01/04	53.90
19878	UBS AG – Tencent European Warrants Jun 2018 C	300,000,000	2017/12/12	2018/06/19	84.30
19867	Bank Vontobel – China Life European Warrants Aug 2018 A	100,000,000	2017/12/12	2018/08/02	25.30
19862	Bank Vontobel – HKEX European Put Warrants Jun 2018 F	100,000,000	2017/12/12	2018/06/29	15.20
19863	Bank Vontobel – HSBC European Warrants Aug 2018 A	40,000,000	2017/12/12	2018/08/31	20.36
19865	Bank Vontobel – Ping An European Warrants Oct 2018 A	50,000,000	2017/12/12	2018/10/05	48.35
19861	Bank Vontobel – Tencent European Warrants Aug 2018 C	100,000,000	2017/12/12	2018/08/02	37.70
19913	Credit Suisse AG – Lenovo European Warrants Apr 2018 A	60,000,000	2017/12/13	2018/04/30	10.02
19912	Credit Suisse AG – Tencent European Wts Jun 2018 I	250,000,000	2017/12/13	2018/06/29	45.00
19916	Goldman Sachs SP (Asia) – Sinopec Corp Euro Wts Apr 2018 A	60,000,000	2017/12/13	2018/04/24	10.08
19917	Goldman Sachs SP (Asia) – PetroChina European Wts May 2018 B	80,000,000	2017/12/13	2018/05/07	20.16
19920	Goldman Sachs SP (Asia) – Ping An European Wts Dec 2020 A	300,000,000	2017/12/13	2020/12/31	45.00
19918	Goldman Sachs SP (Asia) – Sands China Euro Wts May 2018 A	80,000,000	2017/12/13	2018/05/28	12.00
19891	HK Bank – HSI European Warrants May 2018 C	150,000,000	2017/12/13	2018/05/30	27.00
19892	HK Bank – HSI European Put Warrants May 2018 D	150,000,000	2017/12/13	2018/05/30	22.50
19906	J P Morgan SP BV – China Life European Warrants Jul 2018 C	100,000,000	2017/12/13	2018/07/04	25.50
19915	J P Morgan SP BV – HSI European Warrants Apr 2018 D	300,000,000	2017/12/13	2018/04/27	45.90
19911	J P Morgan SP BV – HSI European Warrants May 2018 D	300,000,000	2017/12/13	2018/05/30	45.00
19910	J P Morgan SP BV – HSI European Warrants Jun 2018 D	300,000,000	2017/12/13	2018/06/28	75.00
19900	J P Morgan SP BV – Sunny Optical European Warrants Jul 2018B	100,000,000	2017/12/13	2018/07/04	25.50
19897	Macquarie Bank Ltd. – CNBM European Warrants Aug 2018 A	8,000,000	2017/12/13	2018/08/01	10.09
19895	Macquarie Bank Ltd. – Foxconn European Warrants Sep 2018 A	27,000,000	2017/12/13	2018/09/04	10.15
19898	SG Issuer – China Life European Warrants Jul 2018 C	150,000,000	2017/12/13	2018/07/31	37.50
19893	UBS AG – BYD Company European Warrants Sep 2018 A	100,000,000	2017/12/13	2018/09/21	15.20
19894	UBS AG – BYD Company European Warrants Apr 2019 A	100,000,000	2017/12/13	2019/04/23	15.00
19907	UBS AG – CC Bank European Warrants Apr 2018 C	100,000,000	2017/12/13	2018/04/04	30.20
19909	UBS AG – China Mobile European Warrants Apr 2018 A	100,000,000	2017/12/13	2018/04/23	23.60
19934	BOCI Asia Ltd. – CNOOC European Warrants Jun 2018 A	100,000,000	2017/12/14	2018/06/26	25.10
19933	BOCI Asia Ltd. – Sinopec Corp European Warrants Jun 2018 B	100,000,000	2017/12/14	2018/06/26	25.20
19932	BOCI Asia Ltd. – PetroChina European Warrants Jul 2018 A	100,000,000	2017/12/14	2018/07/30	25.40
19939	BNP Paribas Issuance B.V. – SUNAC European Wts Jul 2018 C	50,000,000	2017/12/14	2018/07/04	24.00
19948	Credit Suisse AG – Brilliance Chi European Wts Jun 2018 A	40,000,000	2017/12/14	2018/06/13	10.00
19945	Credit Suisse AG – China Coal European Warrants Jun 2018 A	40,000,000	2017/12/14	2018/06/13	10.00
19951	Credit Suisse AG – CGS European Warrants Jun 2018 A	30,000,000	2017/12/14	2018/06/13	12.60
19947	Credit Suisse AG – China Cinda European Warrants Jun 2018 A	40,000,000	2017/12/14	2018/06/13	10.00
19944	Credit Suisse AG – Ch Molybdenum European Warrants May 2018B	30,000,000	2017/12/14	2018/05/11	12.00
19952	Credit Suisse AG – CMS European Warrants Sep 2018 A	40,000,000	2017/12/14	2018/09/28	10.00
19949	Credit Suisse AG – CNBM European Warrants Apr 2018 A	25,000,000	2017/12/14	2018/04/30	13.75
19942	Credit Suisse AG – Chi Res Land European Warrants Jul 2018 A	60,000,000	2017/12/14	2018/07/31	10.50
19946	Credit Suisse AG – CSDC European Warrants Sep 2018 A	40,000,000	2017/12/14	2018/09/28	10.00
19950	Credit Suisse AG – Haitong Sec European Warrants Jun 2018 A	25,000,000	2017/12/14	2018/06/13	19.25

# MAIN BOARD WARRANTS

Code	Derivative warrants	No. of issue			Amount raised (HK\$ mil.)
		(units)	Listing date	Expiry	
19941	Credit Suisse AG – WH Group European Warrants Jun 2018 A	20,000,000	2017/12/14	2018/06/13	15.40
19943	Credit Suisse AG – Zhaojin Mining European Warrants Jun 18 A	20,000,000	2017/12/14	2018/06/29	14.00
19981	Goldman Sachs SP (Asia) – China Mobile Euro Wts Jun 2018 B	80,000,000	2017/12/14	2018/06/26	12.00
19977	Goldman Sachs SP (Asia) – CSOP A50 ETF Euro Wts May 2018 B	80,000,000	2017/12/14	2018/05/24	17.12
19984	Goldman Sachs SP (Asia) – Geely Auto European Wts Apr 2018 E	80,000,000	2017/12/14	2018/04/25	21.04
19979	Goldman Sachs SP (Asia) – HSBC European Warrants Jun 2018 A	80,000,000	2017/12/14	2018/06/15	12.00
19982	Goldman Sachs SP (Asia) – Lenovo European Wts Jun 2018 A	60,000,000	2017/12/14	2018/06/26	10.20
19983	Goldman Sachs SP (Asia) – Tencent European Wt May 2018 Q	150,000,000	2017/12/14	2018/05/28	39.60
19937	HK Bank – AAC Tech European Warrants Jun 2018 D	100,000,000	2017/12/14	2018/06/29	25.00
19938	HK Bank – China Life European Warrants Jun 2018 A	80,000,000	2017/12/14	2018/06/22	16.00
19935	HK Bank – Geely Auto European Warrants Jun 2018 D	100,000,000	2017/12/14	2018/06/29	25.00
19936	HK Bank – HSI European Put Warrants Jun 2018 C	150,000,000	2017/12/14	2018/06/28	22.50
19926	Haitong Int'l Sec – Sunart Retail European Warrants Dec 18 B	80,000,000	2017/12/14	2018/12/18	25.36
19927	Haitong Int'l Sec – Sunart Retail European Warrants Mar 19 B	80,000,000	2017/12/14	2019/03/28	26.88
19960	J P Morgan SP BV – AAC Tech European Warrants Apr 2018 A	80,000,000	2017/12/14	2018/04/23	12.40
19967	J P Morgan SP BV – CHALCO European Warrants Jun 2018 A	30,000,000	2017/12/14	2018/06/29	12.48
19958	J P Morgan SP BV – BOCL European Warrants Aug 2018 A	100,000,000	2017/12/14	2018/08/31	25.40
19970	J P Morgan SP BV – CC Bank European Wts Apr 2018 B	100,000,000	2017/12/14	2018/04/04	25.20
19965	J P Morgan SP BV – China Mobile European Wts Apr 2018 C	100,000,000	2017/12/14	2018/04/30	17.90
19966	J P Morgan SP BV – Ch Molybdenum European Warrants May 2018A	40,000,000	2017/12/14	2018/05/08	12.76
19972	J P Morgan SP BV – Chi Res Land European Warrants Jul 2018 A	100,000,000	2017/12/14	2018/07/31	16.40
19971	J P Morgan SP BV – CSOP A50 ETF European Warrants May 2018 A	100,000,000	2017/12/14	2018/05/31	45.00
19974	J P Morgan SP BV – Geely Auto European Warrants Mar 2018 F	60,000,000	2017/12/14	2018/03/19	12.66
19975	J P Morgan SP BV – Geely Auto European Warrants Jun 2018 C	60,000,000	2017/12/14	2018/06/29	15.24
19961	J P Morgan SP BV – Galaxy Ent European Warrants Apr 2018 B	100,000,000	2017/12/14	2018/04/30	33.10
19976	J P Morgan SP BV – HSI European Put Warrants Jul 2018 B	300,000,000	2017/12/14	2018/07/30	75.90
19973	J P Morgan SP BV – Huaneng Power European Wts Apr 2018 A	60,000,000	2017/12/14	2018/04/30	15.60
19962	J P Morgan SP BV – KECL European Warrants May 2018 A	40,000,000	2017/12/14	2018/05/31	12.32
19959	J P Morgan SP BV – Kingdee Intl European Warrants Jun 2018 A	50,000,000	2017/12/14	2018/06/29	12.50
19969	J P Morgan SP BV – Lenovo European Warrants Apr 2018 A	100,000,000	2017/12/14	2018/04/30	16.00
19964	J P Morgan SP BV – Nine Dragons European Warrants Jun 2018 B	80,000,000	2017/12/14	2018/06/29	12.08
19956	Macquarie Bank Ltd. – Sinopec Corp European Wts Oct 2018 A	18,000,000	2017/12/14	2018/10/03	10.91
19957	Macquarie Bank Ltd. – Sands China European Put Wts Jul 2018 A	29,000,000	2017/12/14	2018/07/04	10.18
19955	Macquarie Bank Ltd. – ZTE European Warrants Dec 2018 A	22,000,000	2017/12/14	2018/12/04	10.01
19953	SG Issuer – Dongfeng European Warrants Dec 2018 A	80,000,000	2017/12/14	2018/12/31	12.00
19954	SG Issuer – Geely Auto European Warrants Jul 2018 A	40,000,000	2017/12/14	2018/07/31	16.00
19924	Bank Vontobel – Sinopec Corp European Warrants Oct 2018 A	60,000,000	2017/12/14	2018/10/08	15.30
19922	Bank Vontobel – Geely Auto European Warrants Mar 2018 A	60,000,000	2017/12/14	2018/03/22	13.68
19930	Bank Vontobel – Greatwall Motor European Warrants Mar 2019 A	80,000,000	2017/12/14	2019/03/29	20.32
19921	Bank Vontobel – PetroChina European Warrants Jul 2018 A	60,000,000	2017/12/14	2018/07/30	15.24
19923	Bank Vontobel – Ping An European Warrants Dec 2018 B	70,000,000	2017/12/14	2018/12/21	10.71
18363 #	Credit Suisse AG – HSBC European Wts Mar 2018 B	100,000,000	2017/12/14	2018/03/27	11.30
20016	BOCI Asia Ltd. – BOC HK European Warrants May 2018 A	100,000,000	2017/12/15	2018/05/29	15.40
20014	BOCI Asia Ltd. – BOCL European Warrants Aug 2018 A	100,000,000	2017/12/15	2018/08/28	15.20

# MAIN BOARD WARRANTS

Code	Derivative warrants	No. of issue			Amount raised (HK\$ mil.)
		(units)	Listing date	Expiry	
20009	BOCI Asia Ltd. - CC Bank European Warrants May 2018 B	100,000,000	2017/12/15	2018/05/28	30.30
20010	BOCI Asia Ltd. - CC Bank European Warrants Jul 2018 A	100,000,000	2017/12/15	2018/07/30	36.60
20017	BOCI Asia Ltd. - Galaxy Ent European Warrants Jun 2018 A	100,000,000	2017/12/15	2018/06/25	38.30
20011	BOCI Asia Ltd. - ICBC European Warrants Jul 2018 B	100,000,000	2017/12/15	2018/07/24	20.30
20018	BOCI Asia Ltd. - Sands China European Warrants Jun 2018 A	100,000,000	2017/12/15	2018/06/29	15.40
20019	BOCI Asia Ltd. - Tencent European Put Wts Jun 2018 K	100,000,000	2017/12/15	2018/06/26	25.20
20030	Credit Suisse AG - BOCL European Warrants Jul 2018 A	50,000,000	2017/12/15	2018/07/31	12.50
20029	Credit Suisse AG - China Mobile European Warrants Apr 2018 B	70,000,000	2017/12/15	2018/04/30	11.20
20043	Goldman Sachs SP (Asia) - AIA European Warrants May 2018 B	80,000,000	2017/12/15	2018/05/29	14.80
20042	Goldman Sachs SP (Asia) - CC Bank European Wts May 2018 C	80,000,000	2017/12/15	2018/05/18	12.00
20044	Goldman Sachs SP (Asia) - China Life Euro Wts Jun 2018 A	80,000,000	2017/12/15	2018/06/26	12.00
20045	Goldman Sachs SP (Asia) - Geely Auto European Wts Apr 2018 F	80,000,000	2017/12/15	2018/04/24	16.56
20041	Goldman Sachs SP (Asia) - HSBC European Warrants Jun 2018 B	80,000,000	2017/12/15	2018/06/27	12.00
20002	HK Bank - PetroChina European Warrants Jun 2018 A	40,000,000	2017/12/15	2018/06/29	10.00
20003	HK Bank - Tencent European Warrants Jun 2018 E	150,000,000	2017/12/15	2018/06/29	60.00
19987	Haitong Int'l Sec - Ch Comm Cons European Warrants Jun 2018A	25,000,000	2017/12/15	2018/06/15	19.75
19989	Haitong Int'l Sec - Ch Comm Cons European Warrants Sep 2018A	25,000,000	2017/12/15	2018/09/28	16.50
19985	Haitong Int'l Sec - China Railway European Warrants Sep 18 A	30,000,000	2017/12/15	2018/09/28	17.70
19986	Haitong Int'l Sec - China Railway European Warrants Dec 18 A	30,000,000	2017/12/15	2018/12/31	15.90
20027	Haitong Int'l Sec - Greentown China European Wts Aug 2019 A	80,000,000	2017/12/15	2019/08/28	20.00
19994	Haitong Int'l Sec - Greatwall Motor European Warrants Jun18A	20,000,000	2017/12/15	2018/06/29	17.40
19993	Haitong Int'l Sec - Greatwall Motor European Warrants Dec19A	100,000,000	2017/12/15	2019/12/31	25.00
19992	Haitong Int'l Sec - KB Laminates European Warrants Jun 2018A	40,000,000	2017/12/15	2018/06/29	10.60
20034	J P Morgan SP BV - China Cinda European Warrants Aug 2018 A	60,000,000	2017/12/15	2018/08/31	15.18
20031	J P Morgan SP BV - CMS European Warrants Jun 2018 A	60,000,000	2017/12/15	2018/06/29	15.36
20039	J P Morgan SP BV - Henganintl European Warrants Jun 2018 A	60,000,000	2017/12/15	2018/06/29	28.74
20036	J P Morgan SP BV - HS Bank European Warrants Jun 2018 A	60,000,000	2017/12/15	2018/06/29	10.74
20032	J P Morgan SP BV - Haitong Sec European Warrants Apr 2018 A	35,000,000	2017/12/15	2018/04/03	12.25
20040	J P Morgan SP BV - KB Laminates European Warrants Jul 2018 A	60,000,000	2017/12/15	2018/07/04	15.24
20037	J P Morgan SP BV - Wharf European Warrants Jun 2018 A	60,000,000	2017/12/15	2018/06/29	15.00
20006	Macquarie Bank Ltd. - Haitong Sec European Wts Jul 2018 A	12,000,000	2017/12/15	2018/07/04	10.12
20008	Macquarie Bank Ltd. - Tencent European Put Wts Jun 2018 K	38,000,000	2017/12/15	2018/06/26	21.70
20007	Macquarie Bank Ltd. - Tencent European Put Wts Jul 2018 I	9,000,000	2017/12/15	2018/07/03	33.01
20004	SG Issuer - Ch Mob European Warrants Jun 2018 B	60,000,000	2017/12/15	2018/06/29	15.00
20001	SG Issuer - China Unicom European Warrants Jun 2018 C	14,000,000	2017/12/15	2018/06/29	10.08
20005	SG Issuer - Greatwall Motor European Warrants Jun 2018 A	10,000,000	2017/12/15	2018/06/29	10.00
20025	UBS AG - CGS European Warrants Jul 2018 A	25,000,000	2017/12/15	2018/07/31	11.80
20024	UBS AG - China Cinda European Warrants Jul 2018 A	40,000,000	2017/12/15	2018/07/31	10.20
20023	UBS AG - CKI Holdings European Warrants Jul 2018 A	33,000,000	2017/12/15	2018/07/04	10.20
20021	UBS AG - China Unicom European Warrants Mar 2018 A	50,000,000	2017/12/15	2018/03/28	10.80
20000	Bank Vontobel - China Unicom European Warrants Jul 2018 A	10,000,000	2017/12/15	2018/07/09	10.16
19999	Bank Vontobel - HKEX European Warrants Jul 2019 A	150,000,000	2017/12/15	2019/07/03	37.80
19996	Bank Vontobel - HSBC European Warrants Mar 2019 A	40,000,000	2017/12/15	2019/03/29	15.52
19998	Bank Vontobel - ICBC European Warrants Aug 2018 A	40,000,000	2017/12/15	2018/08/31	19.68



# MAIN BOARD WARRANTS

Code	Derivative warrants	No. of issue			Amount raised (HK\$ mil.)
		(units)	Listing date	Expiry	
19579 #	J P Morgan SP BV – Ping An European Warrants Dec 2020 A	1,000,000,000	2017/12/15	2020/12/31	149.00
20063	BOCI Asia Ltd. – CSOP A50 ETF European Warrants May 2018 A	40,000,000	2017/12/18	2018/05/24	12.60
20064	BOCI Asia Ltd. – CSOP A50 ETF European Warrants May 2018 B	40,000,000	2017/12/18	2018/05/31	31.00
20065	BOCI Asia Ltd. – A50 China European Warrants Jun 2018 A	40,000,000	2017/12/18	2018/06/22	11.04
20066	BOCI Asia Ltd. – A50 China European Warrants Jun 2018 B	40,000,000	2017/12/18	2018/06/29	30.40
20062	BNP Paribas Issuance B.V. – Fosun Intl European Wts Sep 18 B	60,000,000	2017/12/18	2018/09/04	15.60
20068	Credit Suisse AG – ChiUnicom European Warrants Jun 2018 A	30,000,000	2017/12/18	2018/06/29	17.10
20067	Credit Suisse AG – HSBC European Wts Jun 2018 A	100,000,000	2017/12/18	2018/06/29	25.00
20077	Goldman Sachs SP (Asia) – HKEX European Warrants Sep 2018 D	150,000,000	2017/12/18	2018/09/05	22.50
20076	Goldman Sachs SP (Asia) – HSBC European Warrants Jun 2018 C	80,000,000	2017/12/18	2018/06/22	16.64
20078	Goldman Sachs SP (Asia) – ICBC European Warrants Mar 2018 F	80,000,000	2017/12/18	2018/03/23	22.56
20079	Goldman Sachs SP (Asia) – Ping An European Wts Jun 2018 C	100,000,000	2017/12/18	2018/06/22	21.60
20080	Goldman Sachs SP (Asia) – Ping An European Wts Jun 2018 D	100,000,000	2017/12/18	2018/06/08	28.10
20081	Goldman Sachs SP (Asia) – Ping An European Wts Jun 2018 E	100,000,000	2017/12/18	2018/06/22	32.30
20082	Goldman Sachs SP (Asia) – Ping An European Wts Jun 2018 F	100,000,000	2017/12/18	2018/06/26	65.70
20083	Goldman Sachs SP (Asia) – Ping An European Wts Jun 2018 G	100,000,000	2017/12/18	2018/06/26	50.40
20057	HK Bank – BOCL European Warrants Jul 2018 B	80,000,000	2017/12/18	2018/07/31	20.00
20060	HK Bank – CITIC Sec European Warrants Sep 2018 B	80,000,000	2017/12/18	2018/09/28	12.80
20056	HK Bank – China Mobile European Warrants Jun 2018 C	50,000,000	2017/12/18	2018/06/29	13.00
20058	HK Bank – NCI European Warrants Jul 2018 A	40,000,000	2017/12/18	2018/07/31	10.00
20059	HK Bank – ZTE European Warrants Jun 2018 A	40,000,000	2017/12/18	2018/06/29	12.00
20046	Haitong Int'l Sec – KECL European Warrants Jun 2018 A	25,000,000	2017/12/18	2018/06/20	10.25
20047	Haitong Int'l Sec – KECL European Warrants Dec 2018 A	25,000,000	2017/12/18	2018/12/31	14.25
20049	Haitong Int'l Sec – Li & Fung European Warrants Jul 2018 A	40,000,000	2017/12/18	2018/07/03	12.40
20050	Haitong Int'l Sec – Li & Fung European Warrants Dec 2018 A	40,000,000	2017/12/18	2018/12/31	12.40
20048	Haitong Int'l Sec – Want Want China European Warrants May18A	50,000,000	2017/12/18	2018/05/02	11.00
20072	J P Morgan SP BV – HSBC European Warrants Jun 2018 B	100,000,000	2017/12/18	2018/06/19	25.20
20071	J P Morgan SP BV – HSBC European Warrants Jul 2018 A	100,000,000	2017/12/18	2018/07/03	16.20
20069	J P Morgan SP BV – Ping An European Warrants Sep 2018 B	100,000,000	2017/12/18	2018/09/28	50.00
20070	J P Morgan SP BV – Ping An European Warrants Jun 2020 A	100,000,000	2017/12/18	2020/06/30	149.40
20051	Macquarie Bank Ltd. – CC Bank European Warrants Jul 2018 A	29,000,000	2017/12/18	2018/07/04	10.01
20075	SG Issuer – Galaxy Ent European Warrants Jun 2018 B	60,000,000	2017/12/18	2018/06/29	15.00
20074	SG Issuer – Galaxy Ent European Put Warrants May 2018 D	40,000,000	2017/12/18	2018/05/31	16.40
20052	SG Issuer – HSBC European Warrants Jun 2018 B	100,000,000	2017/12/18	2018/06/29	15.00
20053	SG Issuer – MGM China European Warrants Jul 2018 B	40,000,000	2017/12/18	2018/07/31	10.00
20054	SG Issuer – Wynn Macau European Warrants Jul 2018 A	40,000,000	2017/12/18	2018/07/31	10.00
20118	BOCI Asia Ltd. – China Mobile European Warrants Jun 2018 A	100,000,000	2017/12/19	2018/06/22	26.50
20119	BOCI Asia Ltd. – Geely Auto European Warrants Jun 2018 A	100,000,000	2017/12/19	2018/06/29	23.40
20117	BOCI Asia Ltd. – HSBC European Warrants Jun 2018 C	100,000,000	2017/12/19	2018/06/29	25.30
20122	BOCI Asia Ltd. – PetroChina European Warrants May 2018 A	50,000,000	2017/12/19	2018/05/24	12.95
20085	BOCI Asia Ltd. – Ping An European Warrants May 2018 F	100,000,000	2017/12/19	2018/05/16	56.80
20084	BOCI Asia Ltd. – Ping An European Warrants Dec 2020 A	500,000,000	2017/12/19	2020/12/31	99.00
20137	BNP Paribas Issuance B.V. – Tencent Euro Wts Sep 2018 B	80,000,000	2017/12/19	2018/09/04	20.00
20125	Credit Suisse AG – CC Bank European Warrants Jul 2018 A	50,000,000	2017/12/19	2018/07/31	14.00

# MAIN BOARD WARRANTS

Code	Derivative warrants	No. of issue			Amount raised (HK\$ mil.)
		(units)	Listing date	Expiry	
20129	Credit Suisse AG – CPIC European Warrants Jun 2018 B	50,000,000	2017/12/19	2018/06/19	18.00
20126	Credit Suisse AG – Dongfeng Motor European Warrants May 19 A	60,000,000	2017/12/19	2019/05/24	10.02
20124	Credit Suisse AG – ICBC European Warrants Jul 2018 A	50,000,000	2017/12/19	2018/07/31	12.50
20127	Credit Suisse AG – Ping An European Warrants Jun 2018 G	150,000,000	2017/12/19	2018/06/19	54.00
20128	Credit Suisse AG – Ping An European Warrants Oct 2018 A	150,000,000	2017/12/19	2018/10/31	162.00
20130	Credit Suisse AG – Tencent European Wts Apr 2018 D	40,000,000	2017/12/19	2018/04/25	52.00
20123	Credit Suisse AG – Tencent European Wts Jun 2018 J	250,000,000	2017/12/19	2018/06/29	62.50
20142	Goldman Sachs SP (Asia) – Agri Bk European Wts May 2018 A	80,000,000	2017/12/19	2018/05/25	12.00
20143	Goldman Sachs SP (Asia) – AIA European Warrants May 2018 C	80,000,000	2017/12/19	2018/05/31	23.68
20150	Goldman Sachs SP (Asia) – CC Bank European Wts Mar 2018 E	80,000,000	2017/12/19	2018/03/28	19.36
20151	Goldman Sachs SP (Asia) – CM Bank European Wts May 2018 A	60,000,000	2017/12/19	2018/05/24	10.08
20148	Goldman Sachs SP (Asia) – HKEX European Warrants Mar 2018 H	150,000,000	2017/12/19	2018/03/27	22.50
20144	Goldman Sachs SP (Asia) – ICBC European Warrants Jul 2018 A	80,000,000	2017/12/19	2018/07/24	12.00
20145	Goldman Sachs SP (Asia) – ICBC European Warrants Jul 2018 B	80,000,000	2017/12/19	2018/07/27	12.00
20146	Goldman Sachs SP (Asia) – Sands China Euro Wts Jun 2018 B	80,000,000	2017/12/19	2018/06/29	20.00
20147	Goldman Sachs SP (Asia) – Sands China Euro Wts Jul 2018 A	80,000,000	2017/12/19	2018/07/03	20.00
20149	Goldman Sachs SP (Asia) – Tencent European Wt Jun 2018 H	150,000,000	2017/12/19	2018/06/26	54.60
20111	HK Bank – CHALCO European Warrants Jun 2018 A	30,000,000	2017/12/19	2018/06/29	15.00
20112	HK Bank – BYD Electronic EEuropean Warrants Jun 2018 A	60,000,000	2017/12/19	2018/06/29	15.00
20116	HK Bank – Minsheng Bank European Warrants Jul 2018 B	40,000,000	2017/12/19	2018/07/31	14.00
20115	HK Bank – CPIC European Warrants Jul 2018 A	60,000,000	2017/12/19	2018/07/04	15.00
20141	J P Morgan SP BV – CITIC Sec European Warrants Sep 2018 B	70,000,000	2017/12/19	2018/09/20	11.13
20138	J P Morgan SP BV – China Mobile European Put Wts Jul 2018 A	100,000,000	2017/12/19	2018/07/31	25.60
20139	J P Morgan SP BV – CSOP A50 ETF European Warrants Jun 2018 A	100,000,000	2017/12/19	2018/06/29	35.90
20140	J P Morgan SP BV – A50 China European Warrants Jun 2018 A	100,000,000	2017/12/19	2018/06/29	34.40
20136	Macquarie Bank Ltd. – CGS European Warrants Oct 2018 A	16,000,000	2017/12/19	2018/10/15	10.14
20133	Macquarie Bank Ltd. – CKH European Warrants Jun 2018 B	14,400,000	2017/12/19	2018/06/26	10.05
20134	Macquarie Bank Ltd. – Minsheng Bank European Wts Jul 2018 B	8,200,000	2017/12/19	2018/07/04	10.05
20132	Macquarie Bank Ltd. – HKEX European Warrants Jun 2020 A	28,000,000	2017/12/19	2020/06/02	10.14
20131	Macquarie Bank Ltd. – MGM China European Warrants Jan 2019 A	28,000,000	2017/12/19	2019/01/03	10.36
20105	SG Issuer – BOCL European Warrants Jul 2018 A	60,000,000	2017/12/19	2018/07/31	15.00
20106	SG Issuer – CCB European Warrants Jul 2018 A	60,000,000	2017/12/19	2018/07/31	22.50
20107	SG Issuer – CGS European Warrants Jun 2018 A	22,000,000	2017/12/19	2018/06/19	10.12
20109	SG Issuer – ICBC European Warrants Jul 2018 A	60,000,000	2017/12/19	2018/07/31	21.60
20110	SG Issuer – Meitu European Warrants Jul 2018 A	50,000,000	2017/12/19	2018/07/31	12.50
20103	UBS AG – BYD European Warrants Jun 2018 A	20,000,000	2017/12/19	2018/06/19	11.02
20102	UBS AG – BYD European Warrants Feb 2019 A	100,000,000	2017/12/19	2019/02/11	16.40
20101	UBS AG – BYD Electronic European Warrants Jun 2018 A	40,000,000	2017/12/19	2018/06/19	12.16
20093	UBS AG – China Coal European Warrants Jun 2018 A	40,000,000	2017/12/19	2018/06/19	10.00
20094	UBS AG – China National Building European Wts Apr 2018 B	15,000,000	2017/12/19	2018/04/24	10.10
20096	UBS AG – China Shenhua European Warrants May 2018 A	70,000,000	2017/12/19	2018/05/29	13.09
20092	UBS AG – ICBC European Warrants Apr 2018 B	70,000,000	2017/12/19	2018/04/25	21.28
20100	UBS AG – Stanchart European Warrants Apr 2018 A	30,000,000	2017/12/19	2018/04/25	10.68
20091	Bank Vontobel – CHALCO European Warrants Aug 2018 A	20,000,000	2017/12/19	2018/08/27	11.54



# MAIN BOARD WARRANTS

Code	Derivative warrants	No. of issue			Amount raised (HK\$ mil.)
		(units)	Listing date	Expiry	
20089	Bank Vontobel – BOC HK European Warrants Nov 2018 A	50,000,000	2017/12/19	2018/11/01	12.70
20090	Bank Vontobel – CITIC Sec European Warrants Aug 2018 A	50,000,000	2017/12/19	2018/08/01	12.70
20086	Bank Vontobel – CKH European Warrants Jul 2018 A	40,000,000	2017/12/19	2018/07/06	28.20
20087	Bank Vontobel – Ping An European Warrants Jun 2019 A	50,000,000	2017/12/19	2019/06/18	50.75
20183	BOCI Asia Ltd. – AIA European Warrants Jun 2018 B	100,000,000	2017/12/20	2018/06/28	25.10
20185	BOCI Asia Ltd. – BOC HK European Warrants Jul 2018 A	100,000,000	2017/12/20	2018/07/30	25.00
20182	BOCI Asia Ltd. – HSBC European Warrants Jul 2018 A	100,000,000	2017/12/20	2018/07/23	25.10
20174	Credit Suisse AG – China Life European Warrants Jun 2018 B	120,000,000	2017/12/20	2018/06/29	22.80
20175	Credit Suisse AG – Sands China European Warrants May 2018 A	60,000,000	2017/12/20	2018/05/31	10.20
20155	Bank of East Asia – Country Garden European Warrants Dec 18A	40,000,000	2017/12/20	2018/12/31	10.04
20154	Bank of East Asia – China Shenhua European Warrants Dec 18 A	40,000,000	2017/12/20	2018/12/31	10.12
20153	Bank of East Asia – IGG European Warrants Jul 2018 A	70,000,000	2017/12/20	2018/07/06	11.34
20152	Bank of East Asia – Tencent European Wts Jun 2018 A	80,000,000	2017/12/20	2018/06/04	12.72
20193	Goldman Sachs SP (Asia) – CC Bank European Wts Jun 2018 A	80,000,000	2017/12/20	2018/06/29	16.16
20195	Goldman Sachs SP (Asia) – Ch Overseas European Wts Jul 2018A	80,000,000	2017/12/20	2018/07/24	12.00
20192	Goldman Sachs SP (Asia) – Galaxy Ent European Wts Apr 2018 C	80,000,000	2017/12/20	2018/04/25	26.72
20191	Goldman Sachs SP (Asia) – Galaxy Ent European Wts May 2018 C	80,000,000	2017/12/20	2018/05/24	20.72
20194	Goldman Sachs SP (Asia) – HKEX European Warrants Jun 2018 E	150,000,000	2017/12/20	2018/06/26	22.50
20199	Goldman Sachs SP (Asia) – HSBC European Warrants Jun 2018 D	80,000,000	2017/12/20	2018/06/26	12.00
20188	Goldman Sachs SP (Asia) – SHK Ppt European Wts May 2018 B	40,000,000	2017/12/20	2018/05/29	10.68
20198	Goldman Sachs SP (Asia) – Tencent European Wt May 2018 R	150,000,000	2017/12/20	2018/05/07	27.30
20196	Goldman Sachs SP (Asia) – Tencent European Wt Jun 2018 I	150,000,000	2017/12/20	2018/06/26	27.90
20197	Goldman Sachs SP (Asia) – Tencent European Wt Jun 2018 J	150,000,000	2017/12/20	2018/06/22	22.50
20167	HK Bank – CC Bank European Warrants Jul 2018 C	80,000,000	2017/12/20	2018/07/31	28.00
20170	HK Bank – Ch Molybdenum European Warrants Jul 2018 A	40,000,000	2017/12/20	2018/07/31	20.00
20164	HK Bank – CNBM European Warrants Jun 2018 A	30,000,000	2017/12/20	2018/06/29	19.50
20169	HK Bank – CSOP A50 ETF European Warrants Apr 2018 B	50,000,000	2017/12/20	2018/04/30	13.00
20161	HK Bank – Fosun Intl European Warrants Jun 2018 A	60,000,000	2017/12/20	2018/06/29	15.00
20159	HK Bank – A50 China European Warrants Jun 2018 A	50,000,000	2017/12/20	2018/06/29	25.00
20163	HK Bank – GCL-Poly Energy European Warrants Jul 2018 A	40,000,000	2017/12/20	2018/07/31	10.00
20160	HK Bank – HKEX European Warrants May 2018 E	100,000,000	2017/12/20	2018/05/31	15.00
20168	HK Bank – ICBC European Warrants Jul 2018 B	80,000,000	2017/12/20	2018/07/31	24.00
20162	HK Bank – Sunny Optical European Warrants Jul 2018 B	100,000,000	2017/12/20	2018/07/31	25.00
20203	J P Morgan SP BV – BYD Electronic European Warrants May 18 A	60,000,000	2017/12/20	2018/05/31	11.82
20207	J P Morgan SP BV – CGS European Warrants Jul 2018 A	40,000,000	2017/12/20	2018/07/31	10.84
20213	J P Morgan SP BV – CITIC European Warrants Dec 2019 A	60,000,000	2017/12/20	2019/12/20	10.02
20204	J P Morgan SP BV – CNOOC European Warrants Jun 2018 A	100,000,000	2017/12/20	2018/06/29	31.60
20220	J P Morgan SP BV – Ch Overseas European Warrants May 2018 A	80,000,000	2017/12/20	2018/05/31	12.32
20222	J P Morgan SP BV – Ch State Con European Warrants Dec 2018 A	80,000,000	2017/12/20	2018/12/20	12.32
20219	J P Morgan SP BV – China Shenhua European Wts Dec 2018 A	100,000,000	2017/12/20	2018/12/24	19.20
20226	J P Morgan SP BV – Dongfeng Motor European Wts Dec 2018 A	80,000,000	2017/12/20	2018/12/20	12.16
20225	J P Morgan SP BV – Galaxy Ent European Warrants Jun 2018 B	100,000,000	2017/12/20	2018/06/19	34.20
20208	J P Morgan SP BV – GJ Int'l European Warrants Jul 2018 A	40,000,000	2017/12/20	2018/07/31	10.68
20216	J P Morgan SP BV – HSBC European Warrants May 2018 B	100,000,000	2017/12/20	2018/05/30	20.60

# MAIN BOARD WARRANTS

Code	Derivative warrants	No. of issue			Amount raised (HK\$ mil.)
		(units)	Listing date	Expiry	
20200	J P Morgan SP BV – HSBC European Warrants Aug 2018 A	100,000,000	2017/12/20	2018/08/31	25.20
20202	J P Morgan SP BV – HSBC European Put Warrants Jul 2018 B	100,000,000	2017/12/20	2018/07/04	26.10
20217	J P Morgan SP BV – MCC European Warrants Aug 2018 A	30,000,000	2017/12/20	2018/08/31	10.59
20212	J P Morgan SP BV – Meitu European Warrants Mar 2018 B	70,000,000	2017/12/20	2018/03/23	10.78
20223	J P Morgan SP BV – Sands China European Warrants Jun 2018 A	100,000,000	2017/12/20	2018/06/01	16.20
20224	J P Morgan SP BV – Sands China European Put Wts Jul 2018 B	100,000,000	2017/12/20	2018/07/03	33.40
20206	J P Morgan SP BV – Wynn Macau European Warrants Aug 2018 A	60,000,000	2017/12/20	2018/08/02	15.12
20158	Macquarie Bank Ltd. – BYD European Warrants May 2020 A	40,000,000	2017/12/20	2020/05/04	10.00
20157	Macquarie Bank Ltd. – China Life European Wts Jul 2018 D	37,000,000	2017/12/20	2018/07/26	10.18
20173	Macquarie Bank Ltd. – Swire Pacific A European Wts Dec18A	18,200,000	2017/12/20	2018/12/04	10.08
20156	Macquarie Bank Ltd. – WH Group European Warrants Dec 2018 A	6,900,000	2017/12/20	2018/12/18	10.07
20186	SG Issuer – HSBC European Warrants Jul 2018 C	100,000,000	2017/12/20	2018/07/31	25.00
20187	SG Issuer – Tencent European Warrants May 2018 M	200,000,000	2017/12/20	2018/05/31	30.00
20179	UBS AG – Air China European Warrants Jun 2018 A	15,000,000	2017/12/20	2018/06/19	15.02
20178	UBS AG – China East Air European Warrants Jun 2018 A	20,000,000	2017/12/20	2018/06/19	10.98
20177	UBS AG – MGM China European Warrants Jun 2018 A	40,000,000	2017/12/20	2018/06/19	10.00
20181	UBS AG – Sands China European Warrants May 2018 A	70,000,000	2017/12/20	2018/05/29	11.06
20180	UBS AG – Sunny Optical European Warrants Mar 2018 A	100,000,000	2017/12/20	2018/03/22	19.00
19779 #	HK Bank – Ping An European Warrants Dec 2020 A	700,000,000	2017/12/20	2020/12/31	117.60
20266	BOCI Asia Ltd. – Agricultural Bk European Wts May 2018 A	100,000,000	2017/12/21	2018/05/28	15.60
20271	BOCI Asia Ltd. – CKA European Warrants Jun 2018 A	60,000,000	2017/12/21	2018/06/04	10.38
20268	BOCI Asia Ltd. – Ch Overseas European Warrants Jun 2018 A	100,000,000	2017/12/21	2018/06/29	15.20
20269	BOCI Asia Ltd. – SHK Ppt European Warrants Jun 2018 A	25,000,000	2017/12/21	2018/06/26	16.38
20265	Credit Suisse AG – China Huarong European Warrants Jul 2018A	40,000,000	2017/12/21	2018/07/31	11.20
20262	Credit Suisse AG – Galaxy Ent European Warrants Jun 2018 A	50,000,000	2017/12/21	2018/06/29	16.00
20263	Credit Suisse AG – Ping An European Warrants Oct 2018 B	150,000,000	2017/12/21	2018/10/04	174.00
20264	Credit Suisse AG – Zijin Mining European Warrants Jun 2018 A	40,000,000	2017/12/21	2018/06/29	10.00
20280	Goldman Sachs SP (Asia) – CITIC European Warrants Jul 2018 A	60,000,000	2017/12/21	2018/07/31	17.04
20278	Goldman Sachs SP (Asia) – CKA European Warrants Jun 2018 A	50,000,000	2017/12/21	2018/06/26	10.00
20277	Goldman Sachs SP (Asia) – CKH European Wts Jun 2018 A	60,000,000	2017/12/21	2018/06/22	10.08
20272	Goldman Sachs SP (Asia) – China Mobile Euro Wts Apr 2018 D	80,000,000	2017/12/21	2018/04/23	12.00
20274	Goldman Sachs SP (Asia) – China Mobile Euro Wts May 2018 B	60,000,000	2017/12/21	2018/05/28	20.58
20276	Goldman Sachs SP (Asia) – Greatwall Motor Eur Wts Mar 2019 A	80,000,000	2017/12/21	2019/03/22	16.08
20281	Goldman Sachs SP (Asia) – HS H-SHARE European Wts Jul 2018 A	50,000,000	2017/12/21	2018/07/04	12.50
20284	Goldman Sachs SP (Asia) – ICBC European Warrants Jun 2018 A	80,000,000	2017/12/21	2018/06/22	14.48
20275	Goldman Sachs SP (Asia) – Lenovo European Wts Jun 2018 B	40,000,000	2017/12/21	2018/06/22	10.00
20282	Goldman Sachs SP (Asia) – Stanchart European Wts Jun 2018 A	40,000,000	2017/12/21	2018/06/29	10.00
20255	HK Bank – CC Bank European Warrants Jul 2018 D	80,000,000	2017/12/21	2018/07/31	20.00
20257	HK Bank – CNOOC European Warrants Jun 2018 A	40,000,000	2017/12/21	2018/06/29	22.00
20256	HK Bank – CNOOC European Warrants Sep 2018 A	40,000,000	2017/12/21	2018/09/28	17.60
20240	HK Bank – Sinopec Corp European Warrants Sep 2018 A	50,000,000	2017/12/21	2018/09/28	12.50
20245	HK Bank – Galaxy Ent European Warrants Jun 2018 B	80,000,000	2017/12/21	2018/06/29	24.00
20244	HK Bank – Galaxy Ent European Put Warrants Jun 2018 A	50,000,000	2017/12/21	2018/06/29	13.00
20258	HK Bank – Lenovo European Warrants Jul 2018 A	50,000,000	2017/12/21	2018/07/31	12.50

# MAIN BOARD WARRANTS

Code	Derivative warrants	No. of issue			Amount raised (HK\$ mil.)
		(units)	Listing date	Expiry	
20238	HK Bank – PICC European Warrants Dec 2018 A	80,000,000	2017/12/21	2018/12/24	12.00
20239	HK Bank – Ping An European Warrants Jun 2018 A	80,000,000	2017/12/21	2018/06/29	40.00
20241	HK Bank – Ping An European Warrants Jul 2018 A	80,000,000	2017/12/21	2018/07/31	64.00
20242	HK Bank – Ping An European Warrants Aug 2018 A	80,000,000	2017/12/21	2018/08/31	56.00
20243	HK Bank – Ping An European Warrants Sep 2018 A	80,000,000	2017/12/21	2018/09/28	43.20
20246	HK Bank – Sands China European Warrants Jun 2018 B	80,000,000	2017/12/21	2018/06/29	20.00
20288	Haitong Int'l Sec – CC Bank European Warrants May 2018 A	100,000,000	2017/12/21	2018/05/21	29.00
20289	Haitong Int'l Sec – CC Bank European Warrants Sep 2018 B	100,000,000	2017/12/21	2018/09/28	34.00
20290	Haitong Int'l Sec – CC Bank European Warrants Dec 2018 A	100,000,000	2017/12/21	2018/12/31	45.00
20249	Haitong Int'l Sec – HKEX European Warrants Jun 2018 C	150,000,000	2017/12/21	2018/06/22	22.50
20250	Haitong Int'l Sec – HKEX European Warrants Sep 2018 B	150,000,000	2017/12/21	2018/09/24	23.40
20247	Haitong Int'l Sec – HKEX European Warrants Oct 2018 D	150,000,000	2017/12/21	2018/10/29	31.80
20291	Haitong Int'l Sec – ICBC European Warrants Sep 2018 A	100,000,000	2017/12/21	2018/09/28	40.00
20293	Haitong Int'l Sec – ICBC European Warrants Sep 2018 B	100,000,000	2017/12/21	2018/09/28	25.00
20294	Haitong Int'l Sec – Ping An European Warrants Sep 2018 A	80,000,000	2017/12/21	2018/09/28	70.16
20295	Haitong Int'l Sec – Ping An European Warrants Sep 2018 B	80,000,000	2017/12/21	2018/09/28	79.28
20296	Haitong Int'l Sec – Ping An European Warrants Sep 2018 C	80,000,000	2017/12/21	2018/09/28	59.68
20287	J P Morgan SP BV – AAC Tech European Put Warrants Aug 2018 C	80,000,000	2017/12/21	2018/08/02	20.24
20286	J P Morgan SP BV – ICBC European Warrants Jul 2018 A	100,000,000	2017/12/21	2018/07/13	29.80
20253	Macquarie Bank Ltd. – AAC Tech European Wts Oct 2018 A	4,400,000	2017/12/21	2018/10/02	10.02
20235	Macquarie Bank Ltd. – China Mobile European Wts Aug 2018 B	19,000,000	2017/12/21	2018/08/31	10.36
20237	Macquarie Bank Ltd. – HSBC European Warrants Jun 2018 D	6,000,000	2017/12/21	2018/06/29	10.60
20236	Macquarie Bank Ltd. – HSBC European Warrants Aug 2018 C	28,000,000	2017/12/21	2018/08/27	10.14
20233	Macquarie Bank Ltd. – HSBC European Put Warrants Sep 2018 B	29,000,000	2017/12/21	2018/09/28	10.32
20254	Macquarie Bank Ltd. – Lenovo European Warrants Jul 2018 A	40,000,000	2017/12/21	2018/07/04	10.16
20252	Macquarie Bank Ltd. – Ping An European Warrants Jan 2019 A	8,000,000	2017/12/21	2019/01/03	10.22
20259	UBS AG – CSPC Pharma European Warrants Oct 2018 A	40,000,000	2017/12/21	2018/10/03	11.40
20260	UBS AG – Fosun Pharma European Warrants Dec 2018 A	11,000,000	2017/12/21	2018/12/10	11.37
20261	UBS AG – Sh Pharma European Warrants Dec 2018 A	40,000,000	2017/12/21	2018/12/10	10.00
20228	Bank Vontobel – CC Bank European Warrants May 2018 B	50,000,000	2017/12/21	2018/05/24	12.95
20229	Bank Vontobel – CNOOC European Warrants Aug 2018 A	40,000,000	2017/12/21	2018/08/31	10.08
20251	Bank Vontobel – Galaxy Ent European Warrants Jun 2018 B	50,000,000	2017/12/21	2018/06/28	12.85
20227	Bank Vontobel – HSBC European Warrants Aug 2018 B	40,000,000	2017/12/21	2018/08/30	10.12
20230	Bank Vontobel – PetroChina European Warrants May 2018 B	70,000,000	2017/12/21	2018/05/07	10.50
19579 #	J P Morgan SP BV – Ping An European Warrants Dec 2020 A	1,000,000,000	2017/12/21	2020/12/31	141.00
20331	Credit Suisse AG – AIA European Warrants Jun 2018 B	70,000,000	2017/12/22	2018/06/29	17.50
20333	Credit Suisse AG – CKH Holdings European Warrants Jun 2018 A	50,000,000	2017/12/22	2018/06/28	10.00
20338	Credit Suisse AG – Sinopec Corp European Warrants Jun 2018 A	50,000,000	2017/12/22	2018/06/29	13.50
20335	Credit Suisse AG – Geely Auto European Warrants May 2018 A	80,000,000	2017/12/22	2018/05/09	17.60
20320	Credit Suisse AG – HKEX European Warrants Sep 2018 A	200,000,000	2017/12/22	2018/09/24	30.00
20334	Credit Suisse AG – HSBC European Wts Jun 2018 B	100,000,000	2017/12/22	2018/06/29	17.00
20332	Credit Suisse AG – MTRC European Warrants Jun 2018 A	40,000,000	2017/12/22	2018/06/29	10.00
20337	Credit Suisse AG – PICC European Warrants Sep 2018 A	100,000,000	2017/12/22	2018/09/03	15.00
20339	Credit Suisse AG – SHK Ppt European Warrants Apr 2018 A	50,000,000	2017/12/22	2018/04/30	10.00

# MAIN BOARD WARRANTS

Code	Derivative warrants	No. of issue			Amount raised (HK\$ mil.)
		(units)	Listing date	Expiry	
20357	Goldman Sachs SP (Asia) – AAC Tech Euro Wts Apr 2018 A	60,000,000	2017/12/22	2018/04/23	10.20
20358	Goldman Sachs SP (Asia) – AAC Tech Euro Wts Jun 2018 A	70,000,000	2017/12/22	2018/06/22	10.50
20347	Goldman Sachs SP (Asia) – CITIC Bank European Wts Apr 2018 A	50,000,000	2017/12/22	2018/04/26	10.00
20349	Goldman Sachs SP (Asia) – CITIC Bank European Wts Jun 2018 A	50,000,000	2017/12/22	2018/06/22	10.00
20344	Goldman Sachs SP (Asia) – CITIC Sec European Wts Sep 2018 A	80,000,000	2017/12/22	2018/09/20	12.00
20346	Goldman Sachs SP (Asia) – CITIC Sec European Wts Dec 2018 A	80,000,000	2017/12/22	2018/12/24	12.00
20342	Goldman Sachs SP (Asia) – CKH European Wts Jul 2018 A	50,000,000	2017/12/22	2018/07/26	10.00
20350	Goldman Sachs SP (Asia) – China Life Euro Wts Jun 2018 B	80,000,000	2017/12/22	2018/06/26	12.00
20343	Goldman Sachs SP (Asia) – Haitong Sec Euro Wts May 2018 A	40,000,000	2017/12/22	2018/05/24	13.68
20356	Goldman Sachs SP (Asia) – Ping An European Wts Jun 2018 H	80,000,000	2017/12/22	2018/06/29	34.72
20318	HK Bank – AAC Tech European Warrants Jun 2018 E	150,000,000	2017/12/22	2018/06/25	22.50
20317	HK Bank – AAC Tech European Warrants Jul 2018 A	150,000,000	2017/12/22	2018/07/31	39.00
20304	HK Bank – BYD European Warrants Feb 2019 A	100,000,000	2017/12/22	2019/02/11	15.00
20306	HK Bank – China Taiping European Warrants Jul 2018 A	50,000,000	2017/12/22	2018/07/31	12.50
20298	HK Bank – Dongfeng Motor European Warrants May 2019 A	80,000,000	2017/12/22	2019/05/24	12.00
20303	HK Bank – Evergrande European Warrants Sep 2018 A	40,000,000	2017/12/22	2018/09/28	12.00
20299	HK Bank – GAC European Warrants Jul 2018 A	80,000,000	2017/12/22	2018/07/31	20.00
20315	HK Bank – Geely Auto European Warrants Jul 2018 A	150,000,000	2017/12/22	2018/07/31	63.00
20316	HK Bank – Geely Auto European Warrants Jul 2018 B	150,000,000	2017/12/22	2018/07/31	37.50
20305	HK Bank – Kingdee Intl European Warrants Jun 2018 A	50,000,000	2017/12/22	2018/06/29	15.00
20308	HK Bank – Ping An European Warrants Dec 2018 A	80,000,000	2017/12/22	2018/12/31	80.00
20301	HK Bank – Stanchart European Warrants Jun 2018 A	40,000,000	2017/12/22	2018/06/29	10.40
20302	HK Bank – SUNAC European Warrants Aug 2018 A	40,000,000	2017/12/22	2018/08/31	24.00
20329	Macquarie Bank Ltd. – KB Laminates European Warrants Sep 18A	32,000,000	2017/12/22	2018/09/18	10.14
20330	Macquarie Bank Ltd. – Ping An European Warrants Jan 2021 A	53,000,000	2017/12/22	2021/01/05	10.12
20322	UBS AG – BEA European Warrants Nov 2018 A	70,000,000	2017/12/22	2018/11/27	10.64
20328	UBS AG – BOCL European Warrants Mar 2018 A	60,000,000	2017/12/22	2018/03/21	10.02
20321	UBS AG – China Life European Warrants Mar 2018 C	100,000,000	2017/12/22	2018/03/22	15.00
20323	UBS AG – China Life European Warrants Aug 2018 A	100,000,000	2017/12/22	2018/08/28	15.00
20326	UBS AG – Galaxy Ent European Warrants Jun 2018 B	40,000,000	2017/12/22	2018/06/21	10.00
20325	UBS AG – MTRC European Warrants Jun 2018 A	70,000,000	2017/12/22	2018/06/22	11.34
20324	UBS AG – PWR Assets European Warrants Dec 2018 A	20,000,000	2017/12/22	2018/12/17	10.14
20314	Bank Vontobel – HKEX European Warrants Jan 2020 A	100,000,000	2017/12/22	2020/01/03	30.90
20309	Bank Vontobel – HSBC European Warrants Jan 2020 A	40,000,000	2017/12/22	2020/01/03	20.36
20311	Bank Vontobel – Ping An European Warrants Dec 2020 A	200,000,000	2017/12/22	2020/12/30	34.60
20313	Bank Vontobel – Tencent European Warrants Jan 2020 A	100,000,000	2017/12/22	2020/01/06	78.00
20369	Credit Suisse AG – AAC Tech European Warrants May 2018 A	100,000,000	2017/12/27	2018/05/11	15.00
20371	Credit Suisse AG – Angang Steel European Warrants Jun 2018 A	30,000,000	2017/12/27	2018/06/29	25.50
20370	Credit Suisse AG – BYD Electronic European Wts Jun 2018 B	40,000,000	2017/12/27	2018/06/29	10.00
20375	Credit Suisse AG – China EB Ltd European Warrants Aug 2018 A	60,000,000	2017/12/27	2018/08/29	10.02
20374	Credit Suisse AG – Baiyunshan Ph European Warrants Jun 2018A	40,000,000	2017/12/27	2018/06/12	11.20
20373	Credit Suisse AG – PetroChina European Warrants Apr 2018 A	60,000,000	2017/12/27	2018/04/30	10.20
20383	Goldman Sachs SP (Asia) – CAM CSI300 European Wts Jun 2018 B	80,000,000	2017/12/27	2018/06/29	20.00
20382	Goldman Sachs SP (Asia) – BOCL European Warrants Jul 2018 B	80,000,000	2017/12/27	2018/07/24	12.00

# MAIN BOARD WARRANTS

Code	Derivative warrants	No. of issue			Amount raised (HK\$ mil.)
		(units)	Listing date	Expiry	
20389	Goldman Sachs SP (Asia) – CNOOC European Warrants May 2018 B	80,000,000	2017/12/27	2018/05/24	18.80
20381	Goldman Sachs SP (Asia) – CNOOC European Warrants Jun 2018 A	80,000,000	2017/12/27	2018/06/28	25.04
20379	Goldman Sachs SP (Asia) – PetroChina European Wts May 2018 C	80,000,000	2017/12/27	2018/05/24	23.60
20380	Goldman Sachs SP (Asia) – PetroChina European Wts May 2018 D	80,000,000	2017/12/27	2018/05/24	12.00
20385	Goldman Sachs SP (Asia) – Ping An European Wts Sep 2018 A	80,000,000	2017/12/27	2018/09/26	48.72
20387	Goldman Sachs SP (Asia) – Ping An European Wts Sep 2018 B	80,000,000	2017/12/27	2018/09/27	42.32
20388	Goldman Sachs SP (Asia) – Ping An European Wts Sep 2018 C	80,000,000	2017/12/27	2018/09/28	36.56
20376	Goldman Sachs SP (Asia) – Tencent European Wt Jun 2018 K	150,000,000	2017/12/27	2018/06/11	40.80
20378	Goldman Sachs SP (Asia) – Tencent European Wt Jun 2018 L	150,000,000	2017/12/27	2018/06/28	37.50
20360	HK Bank – HSCEI European Put Warrants Dec 2018 A	150,000,000	2017/12/27	2018/12/28	37.50
20367	HK Bank – HSI European Warrants Jun 2018 E	150,000,000	2017/12/27	2018/06/28	37.50
20359	HK Bank – HSI European Put Warrants Jun 2018 D	150,000,000	2017/12/27	2018/06/28	37.50
20363	HK Bank – Ping An European Warrants Dec 2019 A	60,000,000	2017/12/27	2019/12/31	55.80
20364	HK Bank – Sunny Optical European Warrants Aug 2018 B	80,000,000	2017/12/27	2018/08/31	20.00
20368	J P Morgan SP BV – Ping An European Warrants Jun 2021 A	1,000,000,000	2017/12/27	2021/06/30	251.00
20413	BOCI Asia Ltd. – CM Bank European Warrants Jul 2018 A	60,000,000	2017/12/28	2018/07/30	11.76
20415	BOCI Asia Ltd. – China Unicom European Warrants Jun 2018 A	20,000,000	2017/12/28	2018/06/25	10.70
20417	BOCI Asia Ltd. – HKEX European Put Warrants May 2018 D	100,000,000	2017/12/28	2018/05/28	15.10
20414	BOCI Asia Ltd. – Lenovo European Warrants Jun 2018 A	60,000,000	2017/12/28	2018/06/26	11.10
20412	BOCI Asia Ltd. – Sunny Optical European Warrants Jun 2018 D	100,000,000	2017/12/28	2018/06/25	22.80
20416	BOCI Asia Ltd. – ZTE European Warrants Jun 2018 A	50,000,000	2017/12/28	2018/06/28	15.55
20394	BNP Paribas Issuance B.V. – CC Bank Euro Wts Aug 2018 A	40,000,000	2017/12/28	2018/08/02	11.20
20399	BNP Paribas Issuance B.V. – Minsheng Bk Euro Wt Nov 2018 A	40,000,000	2017/12/28	2018/11/02	18.00
20392	BNP Paribas Issuance B.V. – Ch Mobile Euro Wts Aug 2018 A	40,000,000	2017/12/28	2018/08/02	10.40
20391	BNP Paribas Issuance B.V. – Geely Auto Euro Wts Aug 2018 B	60,000,000	2017/12/28	2018/08/02	24.00
20390	BNP Paribas Issuance B.V. – Geely Auto Euro Wts Jan 2019 A	60,000,000	2017/12/28	2019/01/03	28.20
20395	BNP Paribas Issuance B.V. – Galaxy Ent Euro Wts Aug 2018 A	40,000,000	2017/12/28	2018/08/02	20.00
20400	BNP Paribas Issuance B.V. – Ping An European Wt Aug 2018 A	60,000,000	2017/12/28	2018/08/02	38.40
20444	Credit Suisse AG – CGN Power European Warrants Jul 2018 A	40,000,000	2017/12/28	2018/07/31	10.00
20442	Credit Suisse AG – China Life European Warrants Jun 2018 C	120,000,000	2017/12/28	2018/06/26	18.00
20446	Credit Suisse AG – CNOOC European Warrants Apr 2018 A	40,000,000	2017/12/28	2018/04/30	14.00
20445	Credit Suisse AG – GAC European Warrants Jun 2018 A	40,000,000	2017/12/28	2018/06/29	10.00
20443	Credit Suisse AG – Meitu European Warrants Jun 2018 A	40,000,000	2017/12/28	2018/06/29	10.00
20448	Credit Suisse AG – PICC Group European Warrants May 2018 B	40,000,000	2017/12/28	2018/05/31	12.80
20441	Credit Suisse AG – Ping An European Warrants Jan 2021 A	300,000,000	2017/12/28	2021/01/29	75.00
20447	Credit Suisse AG – SUNAC European Warrants Jun 2018 A	15,000,000	2017/12/28	2018/06/29	10.50
20454	Goldman Sachs SP (Asia) – Ch Comm Cons Euro Wts Jun 2018 A	30,000,000	2017/12/28	2018/06/08	13.71
20450	Goldman Sachs SP (Asia) – CKH European Wts Jun 2018 B	50,000,000	2017/12/28	2018/06/28	13.20
20453	Goldman Sachs SP (Asia) – China Mobile Euro Wts Jun 2018 C	80,000,000	2017/12/28	2018/06/25	12.00
20452	Goldman Sachs SP (Asia) – China Unicom Euro Wts Jun 2018 B	50,000,000	2017/12/28	2018/06/22	14.90
20451	Goldman Sachs SP (Asia) – Galaxy Ent European Wts Jun 2018 A	80,000,000	2017/12/28	2018/06/28	20.48
20449	Goldman Sachs SP (Asia) – HSBC European Warrants Jun 2018 E	80,000,000	2017/12/28	2018/06/11	12.88
20455	Goldman Sachs SP (Asia) – Kingsoft European Wts Jun 2018 A	50,000,000	2017/12/28	2018/06/22	10.00
20457	Goldman Sachs SP (Asia) – SHK Ppt European Wts Jun 2018 A	40,000,000	2017/12/28	2018/06/22	10.04



# MAIN BOARD WARRANTS

Code	Derivative warrants	No. of issue			Amount raised (HK\$ mil.)
		(units)	Listing date	Expiry	
20401	HK Bank – China Life European Warrants Sep 2018 B	80,000,000	2017/12/28	2018/09/24	15.20
20405	HK Bank – Greatwall Motor European Warrants Mar 2019 A	50,000,000	2017/12/28	2019/03/29	11.00
20403	HK Bank – PetroChina European Warrants Jul 2018 B	40,000,000	2017/12/28	2018/07/31	10.80
20402	HK Bank – SUNAC European Warrants Jul 2018 A	40,000,000	2017/12/28	2018/07/31	20.00
20409	HK Bank – Tencent European Put Warrants Jun 2018 F	100,000,000	2017/12/28	2018/06/29	25.00
20440	Macquarie Bank Ltd. – BOCL European Warrants Sep 2018 A	40,000,000	2017/12/28	2018/09/04	10.00
20439	Macquarie Bank Ltd. – Henganintl European Wts Oct 2018 A	15,500,000	2017/12/28	2018/10/03	10.18
20435	Macquarie Bank Ltd. – HKEX European Warrants Jan 2020 A	70,000,000	2017/12/28	2020/01/03	18.76
20438	Macquarie Bank Ltd. – Li & Fung European Warrants Nov 2018 A	19,000,000	2017/12/28	2018/11/02	10.24
20437	Macquarie Bank Ltd. – Sands China European Wts Aug 2018 A	5,250,000	2017/12/28	2018/08/02	10.15
20434	Macquarie Bank Ltd. – Tencent European Warrants Aug 2018 B	8,700,000	2017/12/28	2018/08/01	10.10
20433	Macquarie Bank Ltd. – Zoomlion European Warrants Apr 2019 A	11,500,000	2017/12/28	2019/04/01	10.03
20419	SG Issuer – KECL European Warrants Jul 2018 B	15,000,000	2017/12/28	2018/07/31	10.95
20421	SG Issuer – KECL European Warrants Nov 2018 A	15,000,000	2017/12/28	2018/11/30	12.30
20432	UBS AG – China Cinda European Warrants Jun 2018 A	40,000,000	2017/12/28	2018/06/06	10.60
20429	UBS AG – CPIC European Warrants Jul 2018 A	70,000,000	2017/12/28	2018/07/03	17.36
20422	UBS AG – HSBC European Warrants Jun 2018 A	100,000,000	2017/12/28	2018/06/26	17.30
20426	UBS AG – NCI European Warrants May 2018 A	30,000,000	2017/12/28	2018/05/23	17.28
20430	UBS AG – PICC European Warrants Sep 2018 A	70,000,000	2017/12/28	2018/09/03	10.57
20428	UBS AG – PICC Group European Warrants Jul 2018 A	40,000,000	2017/12/28	2018/07/16	15.00
20423	UBS AG – Tencent European Warrants Apr 2018 F	30,000,000	2017/12/28	2018/04/25	39.99
20424	UBS AG – Tencent European Warrants May 2018 I	300,000,000	2017/12/28	2018/05/28	45.60
28978 #	Credit Suisse AG – HKEX European Warrants Mar 2018 A	150,000,000	2017/12/28	2018/03/29	10.20
18695 #	Credit Suisse AG – Tencent Holdings European Wts May 2018 C	65,000,000	2017/12/28	2018/05/14	10.60
18756 #	Credit Suisse AG – Tencent Holdings European Wts May 2018 D	80,000,000	2017/12/28	2018/05/14	10.72
18760 #	Credit Suisse AG – Tencent Holdings European Wts May 2018 F	80,000,000	2017/12/28	2018/05/31	10.24
19579 #	J P Morgan SP BV – Ping An European Warrants Dec 2020 A	2,000,000,000	2017/12/28	2020/12/31	350.00
20462	BOCI Asia Ltd. – HSCEI European Warrants Dec 2018 A	100,000,000	2017/12/29	2018/12/28	15.00
20463	BOCI Asia Ltd. – HSCEI European Put Warrants Dec 2018 B	100,000,000	2017/12/29	2018/12/28	25.40
20459	BOCI Asia Ltd. – HSI European Warrants Jun 2018 A	100,000,000	2017/12/29	2018/06/28	19.70
20458	BOCI Asia Ltd. – HSI European Warrants Jan 2019 A	100,000,000	2017/12/29	2019/01/30	15.70
20460	BOCI Asia Ltd. – HSI European Put Warrants Jun 2018 B	100,000,000	2017/12/29	2018/06/28	15.80
20467	BNP Paribas Issuance B.V. – HKEX European Wts Jan 2019 C	100,000,000	2017/12/29	2019/01/03	26.00
20465	BNP Paribas Issuance B.V. – HSBC European Wts Jul 2018 D	40,000,000	2017/12/29	2018/07/04	12.00
20466	BNP Paribas Issuance B.V. – HSBC European Wts Jan 2019 B	40,000,000	2017/12/29	2019/01/03	10.80
20469	BNP Paribas Issuance B.V. – PetroCh Euro Wts Jun 2018 A	50,000,000	2017/12/29	2018/06/04	11.00
20464	BNP Paribas Issuance B.V. – Tencent Euro Wts Oct 2018 G	80,000,000	2017/12/29	2018/10/03	28.80
20502	Credit Suisse AG – BJ Ent Water European Warrants Jun 2018 A	20,000,000	2017/12/29	2018/06/29	17.40
20505	Credit Suisse AG – Car Inc European Warrants Jun 2018 A	30,000,000	2017/12/29	2018/06/29	19.50
20512	Credit Suisse AG – Ch Comm Cons European Warrants Jul 2018 A	20,000,000	2017/12/29	2018/07/31	11.00
20508	Credit Suisse AG – China Re European Warrants Dec 2018 A	40,000,000	2017/12/29	2018/12/31	10.00
20503	Credit Suisse AG – China Railway European Warrants Jun 2018A	40,000,000	2017/12/29	2018/06/29	10.00
20511	Credit Suisse AG – CRCC European Warrants May 2018 A	25,000,000	2017/12/29	2018/05/31	10.00
20514	Credit Suisse AG – CRCC European Warrants Apr 2018 A	25,000,000	2017/12/29	2018/04/30	17.00

# MAIN BOARD WARRANTS

Code	Derivative warrants	No. of issue			Amount raised (HK\$ mil.)
		(units)	Listing date	Expiry	
20515	Credit Suisse AG – CRRC European Warrants Jun 2018 A	25,000,000	2017/12/29	2018/06/01	11.50
20510	Credit Suisse AG – Geely Auto European Put Wts Jun 2018 A	40,000,000	2017/12/29	2018/06/29	10.00
20507	Credit Suisse AG – Henganintl European Warrants Jun 2018 A	20,000,000	2017/12/29	2018/06/29	10.00
20500	Credit Suisse AG – KECL European Warrants Jun 2018 A	35,000,000	2017/12/29	2018/06/29	15.75
20509	Credit Suisse AG – Stanchart European Warrants Jun 2018 A	30,000,000	2017/12/29	2018/06/29	10.50
20504	Credit Suisse AG – Travelsky Tech European Wts Jul 2018 A	35,000,000	2017/12/29	2018/07/31	10.50
20506	Credit Suisse AG – Xinyi Solar European Warrants Jun 2018 A	30,000,000	2017/12/29	2018/06/29	10.80
20518	Goldman Sachs SP (Asia) – AIA European Warrants Jun 2018 D	80,000,000	2017/12/29	2018/06/29	20.00
20526	Goldman Sachs SP (Asia) – Country Garden Euro Wts Oct 2018 A	50,000,000	2017/12/29	2018/10/24	10.00
20522	Goldman Sachs SP (Asia) – CM Bank European Wts Apr 2018 B	60,000,000	2017/12/29	2018/04/30	10.02
20520	Goldman Sachs SP (Asia) – Sinopec Corp Euro Wts May 2018 B	60,000,000	2017/12/29	2018/05/24	10.86
20521	Goldman Sachs SP (Asia) – Sinopec Corp Euro Wts Jun 2018 A	60,000,000	2017/12/29	2018/06/29	15.00
20524	Goldman Sachs SP (Asia) – CRCC European Warrants Apr 2018 A	50,000,000	2017/12/29	2018/04/23	10.00
20527	Goldman Sachs SP (Asia) – CRRC European Warrants Jun 2018 A	40,000,000	2017/12/29	2018/06/01	10.00
20517	Goldman Sachs SP (Asia) – ICBC European Warrants Jul 2018 C	80,000,000	2017/12/29	2018/07/24	17.52
20472	HK Bank – Foxconn European Warrants Sep 2018 A	40,000,000	2017/12/29	2018/09/28	10.00
20470	HK Bank – IGG European Warrants Dec 2018 A	50,000,000	2017/12/29	2018/12/31	12.50
20471	HK Bank – Zijin Mining European Warrants Aug 2018 A	40,000,000	2017/12/29	2018/08/31	10.00
20492	J P Morgan SP BV – Anta Sports European Warrants Jul 2018 A	60,000,000	2017/12/29	2018/07/03	16.56
20499	J P Morgan SP BV – BOCL European Put Wts Dec 2018 A	60,000,000	2017/12/29	2018/12/03	15.12
20497	J P Morgan SP BV – BankComm European Warrants Jun 2018 A	80,000,000	2017/12/29	2018/06/04	12.16
20495	J P Morgan SP BV – China Huarong European Warrants Jul 2018A	60,000,000	2017/12/29	2018/07/03	16.86
20493	J P Morgan SP BV – China Mengniu European Wts Oct 2018 B	60,000,000	2017/12/29	2018/10/02	15.18
20491	J P Morgan SP BV – Nexteer European Warrants Jul 2018 A	60,000,000	2017/12/29	2018/07/03	15.06
20496	J P Morgan SP BV – Stanchart European Warrants Jul 2018 A	30,000,000	2017/12/29	2018/07/03	11.97
20516	J P Morgan SP BV – Sunny Optical European Put Wts Jun 2018 C	100,000,000	2017/12/29	2018/06/28	16.90
20490	J P Morgan SP BV – Yuexiu Property European Wts Nov 2018 A	60,000,000	2017/12/29	2018/11/05	15.12
20498	J P Morgan SP BV – CRRC Times European Warrants Jul 2018 A	60,000,000	2017/12/29	2018/07/03	15.48
20481	Macquarie Bank Ltd. – Galaxy Ent European Wts Oct 2018 A	19,000,000	2017/12/29	2018/10/03	10.22
20479	Macquarie Bank Ltd. – HSBC European Warrants Oct 2019 A	20,000,000	2017/12/29	2019/10/02	10.24
20482	Macquarie Bank Ltd. – Tencent European Warrants Aug 2018 C	7,000,000	2017/12/29	2018/08/01	10.13
20473	SG Issuer – Galaxy Ent European Warrants Jul 2018 A	40,000,000	2017/12/29	2018/07/31	12.20
20475	SG Issuer – HLand European Warrants Sep 2018 A	20,000,000	2017/12/29	2018/09/28	10.00
20476	SG Issuer – HSBC European Warrants Aug 2018 A	100,000,000	2017/12/29	2018/08/31	36.00
20477	SG Issuer – MTRC European Warrants Sep 2018 A	40,000,000	2017/12/29	2018/09/28	10.00
20478	SG Issuer – NewWorld Dev Eu Wt Aug 2018 A	10,000,000	2017/12/29	2018/08/31	10.00
20488	UBS AG – AIA European Warrants Jun 2018 D	100,000,000	2017/12/29	2018/06/21	23.00
20487	UBS AG – CRRC European Warrants Jun 2018 A	25,000,000	2017/12/29	2018/06/28	12.20
20484	UBS AG – GAC European Warrants Jun 2018 A	70,000,000	2017/12/29	2018/06/26	12.88
20489	UBS AG – China Mengniu European Warrants Jun 2018 A	40,000,000	2017/12/29	2018/06/28	10.08
<b>Total</b>					<b>54,250.29</b>

# Further issue



# MAIN BOARD DEBT SECURITIES

## Debt Securities Trading Statistics

		Turnover value	
		Exchange fund notes (HK\$ mil)	Market total (HK\$ mil)
2016	Q4	3.00	6,753.04
2017	Q1	-	8,993.57
	Q2	43.84	23,757.24
	Q3	73.43	17,878.71
	Q4	43.07	9,866.80

## Debt Securities Nominal Value

		No. of issues	Nominal value (HK\$ mil.)
2016	Q4	892	3,258,654.54
2017	Q1	936	3,471,408.76
	Q2	970	3,676,742.43
	Q3	996	3,801,628.13
	Q4	1,047	4,033,192.43

## New Listing Statistics – Debt Securities

		No. of newly listed debt securities	Amount raised (HK\$ mil.)
2016	Q4	75	239,694.08
2017	Q1	78	308,706.43
	Q2	79	332,799.81
	Q3	59	214,236.64
	Q4	100	334,930.82

# MAIN BOARD DEBT SECURITIES

## Newly Listed Debt Securities

for 4th quarter 2017

Code	Debt securities	Principal	Listing date	Maturity	Amount raised (HK\$ mil.)
05286	Tianjin Real Estate Group Co., Ltd. 4.50% Bonds 2020	USD 100,000,000	2017/10/03	2020/09/29	780.00
05287	Yuzhou Properties Co. Ltd. 5.375% Senior Perpetual Securities	USD 300,000,000	2017/10/03	-	2,340.00
05288	Green Fortune Capital Ltd. 8.75% Guaranteed Bonds 2019	USD 150,000,000	2017/10/03	2019/09/29	1,164.76
05289	Qinghai Provincial Investment Group Co., Ltd. 6.30% Bonds 2018	USD 300,000,000	2017/10/06	2018/09/26	2,340.00
05290	New Lion Bridge Co., Ltd. 9.75% Guaranteed Senior Notes 2020	USD 160,000,000	2017/10/11	2020/10/10	1,248.00
05291	Overseas Chinese Town (Asia) Holdings Ltd. Senior Guar Perpetual CapSec	USD 800,000,000	2017/10/11	-	6,240.00
05352 #	GOHL Capital Ltd. 4.25% Guaranteed Notes 2027	USD 500,000,000	2017/10/18	2027/01/24	4,017.08
05292	China Singyes Solar Technologies Holdings Ltd. 6.75% Senior Notes 2018	USD 160,000,000	2017/10/19	2018/10/17	1,248.00
04229 #	The Govt of the HKSAR of the PRC 0.91% Bonds 2020	HKD 4,000,000,000	2017/10/20	2020/11/05	3,958.80
05293	Yihua Overseas Investment Ltd. 8.50% Senior Notes 2020	USD 250,000,000	2017/10/24	2020/10/23	1,950.00
05295	CDBL Funding 1 3.00% Guaranteed Notes 2023	USD 400,000,000	2017/10/25	2023/04/24	3,097.63
05296	CDBL Funding 1 3.50% Guaranteed Notes 2027	USD 400,000,000	2017/10/25	2027/10/24	3,097.35
05297	Huaxin Pharmaceutical (Hong Kong) Co., Ltd. 4.50% Guaranteed Notes 2018	USD 120,000,000	2017/10/25	2018/10/22	936.00
05298	Maoye International Holdings Ltd. 7.00% Senior Notes 2018	USD 300,000,000	2017/10/25	2018/10/23	2,340.00
05000	Huaneng Hong Kong Capital Ltd. Senior Guar. Perpetual CapSec	USD 500,000,000	2017/10/31	-	3,900.00
05294	Zhongsheng Group Holdings Ltd. Zero Coupon Conv. Bonds 2018	HKD 2,350,000,000	2017/10/31	2018/10/25	2,350.00
05299	Press Metal (Labuan) Ltd. 4.80% Senior Notes 2022	USD 400,000,000	2017/10/31	2022/10/30	3,120.00
06750	The Ministry of Finance of the PRC 2.125% Bonds 2022	USD 1,000,000,000	2017/11/03	2022/11/02	7,773.95
06751	The Ministry of Finance of the PRC 2.625% Bonds 2027	USD 1,000,000,000	2017/11/03	2027/11/02	7,757.80
05262 #	Phoenix Lead Ltd. Guaranteed Perpetual Capital Securities	USD 150,000,000	2017/11/06	-	1,170.00
85727	Hong Kong Mortgage Corporation Ltd., The 4.05% CNY Notes 2020	RMB 500,000,000	2017/11/07	2020/11/06	587.65
05001	Huarong Finance 2017 Co., Ltd. Guar Floating Rate Notes 2022	USD 600,000,000	2017/11/08	2022/11/07	4,680.00
05002	Huarong Finance 2017 Co., Ltd. 4.25% Guaranteed Notes 2027	USD 1,100,000,000	2017/11/08	2027/11/07	8,559.93
05003	Huarong Finance 2017 Co., Ltd. 4.95% Guaranteed Notes 2047	USD 700,000,000	2017/11/08	2047/11/07	5,460.00
05004	Huarong Finance 2017 Co., Ltd. 3.80% Guaranteed Notes 2025	SGD 400,000,000	2017/11/08	2025/11/07	2,291.32
05005	Huarong Finance 2017 Co., Ltd. Unsubordinated Guar. Perpetual Sec	USD 700,000,000	2017/11/08	-	5,460.00
05281 #	Tianjin Lingang Investment Holding Co., Ltd. 4.50% Notes 2018	USD 40,000,000	2017/11/08	2018/09/19	312.00
05006	Vanke Real Estate (Hong Kong) Co. Ltd. 3.975% Notes 2027	USD 1,000,000,000	2017/11/10	2027/11/09	7,778.32
05007	Guotai Junan International Holdings Ltd. 2.80% Notes 2018	USD 300,000,000	2017/11/10	2018/11/08	2,340.00
05008	KWG Property Holding Ltd. 5.875% Senior Notes 2024	USD 400,000,000	2017/11/13	2024/11/10	3,120.00
05009	China Minmetals Corporation Senior Perpetual Cap Securities	USD 1,000,000,000	2017/11/14	-	7,800.00
05011	Far East Consortium International Ltd. 4.50% Notes 2023	USD 150,000,000	2017/11/14	2023/05/13	1,170.00
05012	Yunnan Energy Investment Overseas Finance Co. Ltd. 3.75% Guar. Bonds 2020	USD 300,000,000	2017/11/15	2020/11/14	2,331.53
05013	Yunnan Energy Investment Overseas Finance Co. Ltd. 4.25% Guar. Bonds 2022	USD 300,000,000	2017/11/15	2022/11/14	2,331.46
05014	ICBCIL Finance Co. Ltd. 3.125% Notes 2022	USD 700,000,000	2017/11/16	2022/11/15	5,456.72
05015	ICBCIL Finance Co. Ltd. 3.625% Notes 2022	USD 250,000,000	2017/11/16	2027/11/15	1,947.90
05016	Jiayuan International Group Ltd. 8.25% Senior Secured N2018	USD 300,000,000	2017/11/16	2018/11/14	2,340.00
05017	China Minsheng Banking Corp., Ltd. HK Branch 2.875% N2020 A	USD 250,000,000	2017/11/16	2020/11/15	1,947.27
05018	China Minsheng Banking Corp., Ltd. HK Branch FR Notes 2020 B	USD 450,000,000	2017/11/16	2020/11/15	3,510.00
05010	AVIC International Leasing Co., Ltd. 3.00% Notes 2020	USD 300,000,000	2017/11/17	2020/11/16	2,333.28
05019	FWD Group Ltd. Zero Coupon Subordinated Perpetual Cap Sec	USD 150,000,000	2017/11/17	-	849.74
05020	China Development Bank 0.375% Notes 2021	EUR 1,000,000,000	2017/11/17	2021/11/16	9,154.80

# MAIN BOARD DEBT SECURITIES

Code	Debt securities	Principal	Listing date	Maturity	Amount raised (HK\$mil.)
05021	China Development Bank 2.75% Notes 2022	USD 500,000,000	2017/11/17	2022/11/16	3,891.31
05022	Eastern Air Overseas (HK) Corp Ltd. 2.80% Guar. Bonds 2010	SGD 500,000,000	2017/11/17	2020/11/16	2,876.65
05007 #	Guotai Junan International Holdings Ltd. 2.80% Notes 2018	USD 100,000,000	2017/11/17	2018/11/08	780.00
04070	Hong Kong Monetary Authority, The 1.04% Exchange Fund Notes 2019	HKD 1,200,000,000	2017/11/21	2019/11/20	1,199.64
05027	Dangdai Int'l Investments Ltd. 7.25% Guar. Senior Notes 2020	USD 300,000,000	2017/11/21	2020/11/20	2,340.00
05024	Harvest International Co. Zero Coupon Guar. Exchangeable Bonds 2022	HKD 8,000,000,000	2017/11/22	2022/11/21	8,000.00
05029	Wing Lung Bank Ltd. 3.75% Subordinated Notes 2027	USD 400,000,000	2017/11/23	2027/11/22	3,115.35
05030	Franshion Brilliant Ltd. Subordinated Guar. Perpetual CapSec	USD 300,000,000	2017/11/24	-	2,340.00
04234 #	The Govt of the HKSAR of the PRC 1.16% Bonds 2022	HKD 2,500,000,000	2017/11/24	2022/05/18	2,463.25
05031	JIC Zhixin Ltd. 3.00% Guaranteed Bonds 2022	USD 500,000,000	2017/11/27	2022/11/24	3,892.48
05032	JIC Zhixin Ltd. 3.50% Guaranteed Bonds 2027	USD 400,000,000	2017/11/27	2027/11/24	3,091.92
05033	CLP Power Hong Kong Financing Ltd. 3.92% Notes 2029	AUD 35,000,000	2017/11/27	2029/11/24	208.49
05035	Oceanwide Holdings Int'l 2017 Co., Ltd. 8.50% Guar. Senior Notes 2019	USD 300,000,000	2017/11/29	2019/05/28	2,340.00
05036	Tianqi Finco Co., Ltd. 3.75% Guaranteed Notes 2022	USD 300,000,000	2017/11/29	2022/11/28	2,328.93
05034	Chiyu Bank Corp. Ltd. Undated Non-Cum Sub Add Tier 1 CapSec	USD 250,000,000	2017/11/30	-	1,950.00
05037	Ch State Construct Fin (Cayman) II Ltd. 3.375% Guar. Notes 2022	USD 550,000,000	2017/11/30	2022/11/29	4,289.23
05038	Ch State Construct Fin (Cayman) II Ltd. 3.875% Guar. Notes 2027	USD 250,000,000	2017/11/30	2027/11/29	1,943.92
05042	Shenzhen Int'l Holdings Ltd. Senior Perpetual Securities	USD 300,000,000	2017/11/30	-	2,340.00
05043	Shanghai Comm Bank Ltd. 3.75% Tier 2 Subordinated Notes 2027	USD 250,000,000	2017/11/30	2027/11/29	1,945.59
05039	Times Property Holdings Ltd. 6.60% Senior Notes 2023	USD 300,000,000	2017/12/01	2023/03/02	2,337.66
05040	Binhai Investment Co. Ltd. 4.45% Bonds 2020	USD 300,000,000	2017/12/01	2020/11/30	2,340.00
05041	Orient Huizhi Ltd. 3.625% Guaranteed Bonds 2022	USD 500,000,000	2017/12/01	2022/11/30	3,868.30
05044	Yankuang Group (Cayman) Ltd. 4.75% Bonds 2020	USD 400,000,000	2017/12/01	2020/11/30	3,098.50
05045	Mulpha MTN Ltd. 5.75% Notes 2020	USD 70,000,000	2017/12/04	2020/12/01	546.00
05026	King Talent Management Ltd. Guar. Subordinated Perpetual CapSec	USD 400,000,000	2017/12/05	-	3,120.00
05055	China Cinda Finance (2017) III Ltd. 4.75% Guar. Senior N2037	USD 545,000,000	2017/12/05	2037/12/04	4,223.88
86650	Ministry of Finance of the PRC 3.90% CNY Bonds 2019	RMB 4,300,000,000	2017/12/05	2019/12/04	5,076.15
86651	Ministry of Finance of the PRC 4.10% CNY Bonds 2022	RMB 2,200,000,000	2017/12/05	2022/12/04	2,597.10
86652	Ministry of Finance of the PRC 4.15% CNY Bonds 2027	RMB 500,000,000	2017/12/05	2027/12/04	590.25
05023	Hongkong International (Qingdao) Co. Ltd. 3.75% Bonds 2020	USD 300,000,000	2017/12/05	2020/12/04	2,336.33
05048	Hongkong International (Qingdao) Co. Ltd. 4.25% Bonds 2022	USD 500,000,000	2017/12/05	2022/12/04	3,893.92
05046	Bank of Communications Co., Ltd. HK Branch FR Notes 2020	USD 400,000,000	2017/12/05	2020/12/04	3,120.00
05047	Bank of Communications Co., Ltd. HK Branch FR Notes 2022	USD 600,000,000	2017/12/05	2022/12/04	4,680.00
05049	China Construction Bank Corporation, HK Branch 2.75% Notes 2020A	USD 500,000,000	2017/12/05	2020/12/04	3,888.77
05050	China Construction Bank Corporation, HK Branch 3.00% Notes 2022	USD 400,000,000	2017/12/05	2022/12/04	3,111.39
05051	China Construction Bank Corporation, HK Branch FR Notes 2020B	USD 800,000,000	2017/12/05	2020/12/04	6,240.00
05052	Anton Oilfield Services Group 9.75% Senior Notes 2020	USD 300,000,000	2017/12/06	2020/12/05	2,325.17
05053	Nanjing Yangzi State-owned Assets Investment Group Co., Ltd. 3.625% Bonds 2022	USD 300,000,000	2017/12/06	2022/12/05	2,310.07
05054	Nanjing Yangzi State-owned Assets Investment Group Co., Ltd. 4.50% Bonds 2027	USD 200,000,000	2017/12/06	2027/12/05	1,537.16
05056	Chouzhou International Investment Ltd. 4.00% Guar Bonds 2020	USD 500,000,000	2017/12/06	2020/12/04	3,892.05
05057	Gansu Provincial Highway Aviation Tourism Invest Gp Co.,Ltd. 1.875% Bonds 2020	EUR 410,000,000	2017/12/08	2020/12/07	3,773.16
05403 #	KWG Property Holding Ltd. 6.00% Senior Notes 2022	USD 150,000,000	2017/12/08	2022/09/15	1,172.93

## MAIN BOARD DEBT SECURITIES

Code	Debt securities	Principal	Listing date	Maturity	Amount raised (HK\$mil.)	
05058	CGNPC International Ltd. 3.125% Guaranteed Bonds 2022	USD	350,000,000	2017/12/12	2022/12/12	2,716.73
05059	CGNPC International Ltd. 3.75% Guaranteed Bonds 2027	USD	550,000,000	2017/12/12	2027/12/11	4,258.17
05060	Cheung Kong Infrastructure Finance (BVI) Ltd. 1.00% Guar. Bonds 2024	EUR	600,000,000	2017/12/13	2024/12/12	5,495.75
05061	Haitian (BVI) International Investment Development Ltd. 3.875% Guar Bonds 2020	USD	400,000,000	2017/12/13	2020/12/12	3,115.35
05062	Chengdu Communications Investment Group Corporation Ltd. 4.75% Bonds 2027	USD	300,000,000	2017/12/14	2027/12/13	2,333.00
05064	Qinghai Province General Aviation Group Co., Ltd. 6.00% Guar. Bonds 2018	USD	300,000,000	2017/12/14	2018/12/11	2,340.00
05063	Shandong Iron and Steel Xinheng International Co. Ltd. 6.50% Guar. Bonds 2021	USD	200,000,000	2017/12/15	2021/06/14	1,560.00
05065	Xinxing Industry Investment Co. Ltd. 4.25% Guar. Bonds 2020	USD	300,000,000	2017/12/15	2020/12/14	2,330.69
05066	China CITIC Bank Corporation Ltd. 2.875% Bonds 2020A	USD	300,000,000	2017/12/15	2020/12/14	2,332.00
05067	China CITIC Bank Corporation Ltd. 3.125% Bonds 2022A	USD	250,000,000	2017/12/15	2022/12/14	1,940.97
05068	China CITIC Bank Corporation Ltd. Floating Rate Bonds 2020B	USD	700,000,000	2017/12/15	2020/12/14	5,460.00
05069	China CITIC Bank Corporation Ltd. Floating Rate Bonds 2022B	USD	550,000,000	2017/12/15	2022/12/14	4,290.00
05070	Wuhan State-owned Assets Management Ltd. Co. 3.80% Notes 2020	USD	300,000,000	2017/12/19	2020/12/18	2,335.20
05071	CIFI Holdings (Group) Co. Ltd. Senior Perpetual Cap Sec	USD	300,000,000	2017/12/20	-	2,340.00
05072	Yangzhou Urban Construction State-Owned Assets Holding (Group) Co., Ltd. 4.375% Notes 2020	USD	300,000,000	2017/12/20	2020/12/19	2,337.47
05073	Urumqi Gaoxin Investment and Development Group Co. Ltd. 5.20% Bonds 2020	USD	200,000,000	2017/12/21	2020/12/20	1,547.22
05074	Huzhou City Investment Development Group Co. Ltd. 4.875% Notes 2020	USD	300,000,000	2017/12/21	2020/12/20	2,336.84
05075	Charming Light Investments Ltd. 4.375% Notes 2027	USD	1,000,000,000	2017/12/22	2027/12/21	7,756.94
05076	Charming Light Investments Ltd. Floating Rate Notes 2020	USD	750,000,000	2017/12/22	2020/12/21	5,850.00
05077	Charming Light Investments Ltd. Unsubordinated Guar Perpetual Sec	USD	250,000,000	2017/12/22	-	1,950.00
05078	Luso International Banking Ltd. 5.375% Subordinated Capital Notes 2027	USD	250,000,000	2017/12/29	2027/12/28	1,950.00
05257 #	China Logistics Property Holdings Co., Ltd. 8.00% Senior N2020	USD	100,000,000	2017/12/29	2020/08/08	779.89
05080	China Development Bank 3.00% Notes 2022	USD	350,000,000	2017/12/29	2022/12/28	2,715.56
05081	Hanrui Overseas Investment Co., Ltd. 6.25% Guar. Bonds 2020	USD	110,000,000	2017/12/29	2020/12/28	852.23
<b>Total</b>						<b>334,930.82</b>

# Further issue

# MAIN BOARD UNIT TRUSTS AND MUTUAL FUNDS

## Unit Trusts and Mutual Funds Trading Statistics

		Exchange Traded Fund (ETF) (HK\$ mil.)	Leveraged and Inverse Products (L&I Products) (HK\$ mil.)	Real Estate Investment Trusts (REITs) (HK\$ mil.)	Others (HK\$ mil.)	Total (HK\$ mil.)	% of market total
2016	Q4	200,178.89	286.95	25,310.73	25.00	225,801.57	5.79
2017	Q1	272,667.62	8,468.18	21,154.53	45.32	302,335.66	6.60
	Q2	287,085.90	40,415.94	22,355.40	35.41	349,892.65	7.69
	Q3	256,464.87	31,956.70	23,257.20	99.96	311,778.73	5.26
	Q4	249,162.50	13,254.17	22,643.22	96.64	285,156.54	4.39

Note: Turnover value traded in non-HKD currency securities have been included

## Unit Trusts and Mutual Funds Market Value

		No. of issues	Exchange Traded Funds (ETF) (HK\$ mil.)	No. of issues	Leveraged and Inverse Products (L&I Products) (HK\$ mil.)	No. of issues	Real Estate Investment Trusts (REITs) (HK\$ mil.)	No. of issues	Others (HK\$ mil.)	No. of issues	Total (HK\$ mil.)
2016	Q4	133	561,308.69	12	517.17	11	210,386.83	1	1,134.67	157	773,347.35
2017	Q1	127	576,046.57	30	4,773.28	11	224,246.52	1	1,215.23	169	806,281.61
	Q2	126	596,939.76	30	4,650.20	11	241,870.58	1	1,045.24	168	844,505.77
	Q3	107	601,666.46	27	4,213.20	11	251,920.21	1	1,110.76	146	858,910.64
	Q4	106	632,535.18	27	3,442.75	11	276,508.56	1	1,162.33	145	913,648.81

## New Listing Unit Trust and Mutual Funds Statistics

		No. of newly listed unit trust and mutual funds	Funds raised (HK\$ mil.)
2016	Q4	9	-
2017	Q1	18	-
	Q2	-	-
	Q3	1	-
	Q4	3	-

# MAIN BOARD UNIT TRUSTS AND MUTUAL FUNDS

## Newly Listed Unit Trust and Mutual Funds

for 4th quarter 2017

Code	Unit trust and Mutual funds	Fund manager	Issue price (HK\$)	No. of unit offer	Amount raised (HK\$ mil)	Subscription rate (times)	Listing date
02803	Premia CSI Caixin China Bedrock Economy ETF	Premia Partners Company Limited	n.a.	n.a.	n.a.	n.a.	2017/10/24
03173	Premia CSI Caixin China New Economy ETF	Premia Partners Company Limited	n.a.	n.a.	n.a.	n.a.	2017/10/24
03080	Ping An of China CSI 5-10Y CGB ETF	Ping An of China Asset Management (Hong Kong) Company Limited	n.a.	n.a.	n.a.	n.a.	2017/12/29



# MAIN BOARD CALLABLE BULL/BEAR CONTRACTS

## Callable Bull/Bear Contracts Trading Statistics

		Number	Market value (HK\$ mil.)	Turnover value (HK\$ mil.)
2016	Q4	1,844	46,982.16	288,777.61
2017	Q1	2,271	56,964.61	282,458.37
	Q2	2,667	83,611.38	220,839.34
	Q3	3,257	119,305.67	302,173.15
	Q4	3,374	114,271.35	383,700.91

## New Listings Callable Bull/Bear Contracts Statistics

		No. of newly listed CBBC	Amount raised (HK\$ mil.)
2016	Q4	2,001	78,979.94
2017	Q1	2,508	90,548.83
	Q2	2,224	75,481.22
	Q3	3,799	122,666.17
	Q4	4,704	144,771.12

# MAIN BOARD CALLABLE BULL/BEAR CONTRACTS

## Newly Listed Callable Bull/Bear Contracts

for 4th quarter 2017

Code	Callable Bull/Bear Contracts	No. of issue (units)	Listing date	Expiry	Amount raised (HK\$ mil.)
69768	BNP Paribas Issuance B.V. – HSI R Bull CBBC Sep 2018 A	250,000,000	2017/10/03	2018/09/27	62.50
69693	BNP Paribas Issuance B.V. – HSI R Bull CBBC Sep 2018 U	250,000,000	2017/10/03	2018/09/27	62.50
69691	BNP Paribas Issuance B.V. – HSI R Bull CBBC Sep 2018 V	250,000,000	2017/10/03	2018/09/27	62.50
69688	BNP Paribas Issuance B.V. – HSI R Bull CBBC Sep 2018 W	250,000,000	2017/10/03	2018/09/27	62.50
69735	BNP Paribas Issuance B.V. – HSI R Bear CBBC Mar 2018 E	250,000,000	2017/10/03	2018/03/28	62.50
69739	BNP Paribas Issuance B.V. – HSI R Bear CBBC Mar 2018 I	250,000,000	2017/10/03	2018/03/28	62.50
69748	BNP Paribas Issuance B.V. – HSI R Bear CBBC Mar 2018 J	250,000,000	2017/10/03	2018/03/28	62.50
69769	BNP Paribas Issuance B.V. – HSI R Bear CBBC Mar 2018 K	250,000,000	2017/10/03	2018/03/28	62.50
69703	BNP Paribas Issuance B.V. – Tencent R Bull CBBC Aug 2018 N	50,000,000	2017/10/03	2018/08/30	12.50
69840	Credit Suisse AG – ABC R Bull CBBC Oct 2018 B	70,000,000	2017/10/03	2018/10/11	17.50
69824	Credit Suisse AG – CNOOC R Bull CBBC Oct 2018 E	50,000,000	2017/10/03	2018/10/12	12.50
69811	Credit Suisse AG – Geely Auto R Bear CBBC Apr 2018 I	40,000,000	2017/10/03	2018/04/13	10.00
69786	Credit Suisse AG – HSI R Bull CBBC Mar 2018 U	200,000,000	2017/10/03	2018/03/28	50.00
69787	Credit Suisse AG – HSI R Bull CBBC Apr 2018 X	200,000,000	2017/10/03	2018/04/27	50.00
69783	Credit Suisse AG – HSI R Bull CBBC Aug 2018 B	200,000,000	2017/10/03	2018/08/30	50.00
69854	Credit Suisse AG – HSI R Bear CBBC Jan 2018 P	200,000,000	2017/10/03	2018/01/30	50.00
69841	Credit Suisse AG – HSI R Bear CBBC Feb 2018 M	200,000,000	2017/10/03	2018/02/27	50.00
69848	Credit Suisse AG – HSI R Bear CBBC Mar 2018 I	200,000,000	2017/10/03	2018/03/28	50.00
69825	Credit Suisse AG – Ping An R Bull CBBC Oct 2018 H	100,000,000	2017/10/03	2018/10/19	25.00
69823	Credit Suisse AG – Tencent R Bull CBBC Jul 2018 H	50,000,000	2017/10/03	2018/07/20	12.50
69684	Goldman Sachs SP (Asia) – HSI R Bull CBBC Aug 2019 C	200,000,000	2017/10/03	2019/08/29	50.00
69686	Goldman Sachs SP (Asia) – HSI R Bull CBBC Aug 2019 D	200,000,000	2017/10/03	2019/08/29	50.00
69749	Goldman Sachs SP (Asia) – HSI R Bull CBBC Aug 2019 E	200,000,000	2017/10/03	2019/08/29	50.00
69858	Goldman Sachs SP (Asia) – HSI R Bear CBBC Mar 2018 T	200,000,000	2017/10/03	2018/03/28	50.00
69859	Goldman Sachs SP (Asia) – HSI R Bear CBBC Mar 2018 U	200,000,000	2017/10/03	2018/03/28	50.00
69705	Goldman Sachs SP (Asia) – Tencent R Bull CBBC Feb 2018 A	80,000,000	2017/10/03	2018/02/28	20.00
69707	Goldman Sachs SP (Asia) – Tencent R Bull CBBC Feb 2018 B	80,000,000	2017/10/03	2018/02/28	20.00
69860	Goldman Sachs SP (Asia) – Tencent R Bear CBBC Apr 2018 I	80,000,000	2017/10/03	2018/04/10	20.00
69734	HK Bank – HSCEI R Bear CBBC Mar 2018 F	50,000,000	2017/10/03	2018/03/28	12.50
69696	HK Bank – HSI R Bull CBBC Jul 2018 L	100,000,000	2017/10/03	2018/07/30	25.00
69700	HK Bank – HSI R Bull CBBC Jul 2018 M	100,000,000	2017/10/03	2018/07/30	25.00
69732	HK Bank – HSI R Bear CBBC Mar 2018 B	150,000,000	2017/10/03	2018/03/28	37.50
69722	HK Bank – HSI R Bear CBBC Mar 2018 O	150,000,000	2017/10/03	2018/03/28	37.50
69702	HK Bank – Tencent R Bull CBBC Jul 2018 U	60,000,000	2017/10/03	2018/07/30	15.00
69906	J P Morgan SP BV – HSI R Bull CBBC Nov 2018 G	240,000,000	2017/10/03	2018/11/29	60.00
69905	J P Morgan SP BV – HSI R Bull CBBC Sep 2019 B	240,000,000	2017/10/03	2019/09/27	60.00
69909	J P Morgan SP BV – HSI R Bull CBBC Sep 2019 C	240,000,000	2017/10/03	2019/09/27	60.00
69918	J P Morgan SP BV – HSI R Bear CBBC Jan 2018 B	240,000,000	2017/10/03	2018/01/30	60.00
69913	J P Morgan SP BV – HSI R Bear CBBC Jan 2018 F	240,000,000	2017/10/03	2018/01/30	60.00
69912	J P Morgan SP BV – HSI R Bear CBBC Jan 2018 I	240,000,000	2017/10/03	2018/01/30	60.00
69920	J P Morgan SP BV – HSI R Bear CBBC Jan 2018 J	240,000,000	2017/10/03	2018/01/30	60.00
69910	J P Morgan SP BV – Tencent R Bull CBBC Jan 2018 U	60,000,000	2017/10/03	2018/01/19	15.00
69927	J P Morgan SP BV – Tencent R Bear CBBC Mar 2018 J	40,000,000	2017/10/03	2018/03/16	10.00

# MAIN BOARD CALLABLE BULL/BEAR CONTRACTS

Code	Callable Bull/Bear Contracts	No. of issue (units)	Listing date	Expiry	Amount raised (HK\$ mil.)
69755	Macquarie Bank Ltd. – Tencent R Bear CBBC Apr 2018 M	15,000,000	2017/10/03	2018/04/30	10.01
69708	SG Issuer – HSBC R Bull CBBC Apr 2018 H	100,000,000	2017/10/03	2018/04/16	25.00
69970	SG Issuer – HSI R Bull CBBC Mar 2019 T	200,000,000	2017/10/03	2019/03/28	50.00
69973	SG Issuer – HSI R Bull CBBC Apr 2019 R	200,000,000	2017/10/03	2019/04/29	50.00
69928	SG Issuer – HSI R Bear CBBC Jan 2018 K	200,000,000	2017/10/03	2018/01/30	50.00
69931	SG Issuer – HSI R Bear CBBC Feb 2018 R	200,000,000	2017/10/03	2018/02/27	50.00
69954	SG Issuer – HSI R Bear CBBC Feb 2018 S	200,000,000	2017/10/03	2018/02/27	50.00
69963	SG Issuer – HSI R Bear CBBC Mar 2018 G	200,000,000	2017/10/03	2018/03/28	50.00
69715	SG Issuer – Ping An R Bull CBBC May 2018 F	100,000,000	2017/10/03	2018/05/28	25.00
69717	SG Issuer – Tencent R Bull CBBC Apr 2018 O	80,000,000	2017/10/03	2018/04/17	20.00
69721	SG Issuer – Tencent R Bull CBBC Jun 2018 G	80,000,000	2017/10/03	2018/06/25	20.00
69862	UBS AG – HSI R Bull CBBC Dec 2018 D	200,000,000	2017/10/03	2018/12/28	50.00
69864	UBS AG – HSI R Bull CBBC Dec 2018 E	250,000,000	2017/10/03	2018/12/28	62.50
69867	UBS AG – HSI R Bull CBBC Dec 2018 F	250,000,000	2017/10/03	2018/12/28	62.50
69881	UBS AG – HSI R Bear CBBC Jan 2018 I	200,000,000	2017/10/03	2018/01/30	50.00
69882	UBS AG – HSI R Bear CBBC Jan 2018 J	250,000,000	2017/10/03	2018/01/30	62.50
69900	UBS AG – HSI R Bear CBBC Jan 2018 K	200,000,000	2017/10/03	2018/01/30	50.00
69904	UBS AG – Tencent R Bull CBBC May 2018 B	50,000,000	2017/10/03	2018/05/21	12.50
60169	BNP Paribas Issuance B.V. – HSBC R Bull CBBC Aug 2018 H	150,000,000	2017/10/04	2018/08/30	37.50
60223	BNP Paribas Issuance B.V. – HSCEI R Bear CBBC Feb 2018 V	100,000,000	2017/10/04	2018/02/27	25.00
60226	BNP Paribas Issuance B.V. – HSI R Bull CBBC Sep 2018 B	250,000,000	2017/10/04	2018/09/27	62.50
60207	BNP Paribas Issuance B.V. – Tencent R Bull CBBC Aug 2018 F	50,000,000	2017/10/04	2018/08/30	12.50
60221	BNP Paribas Issuance B.V. – Tencent R Bull CBBC Aug 2018 M	50,000,000	2017/10/04	2018/08/30	12.50
60170	BNP Paribas Issuance B.V. – Tencent R Bull CBBC Aug 2018 O	50,000,000	2017/10/04	2018/08/30	12.50
60234	BNP Paribas Issuance B.V. – Tencent R Bear CBBC Apr 2018 M	50,000,000	2017/10/04	2018/04/27	12.50
60300	Credit Suisse AG – BOCL R Bull CBBC Sep 2018 D	50,000,000	2017/10/04	2018/09/13	12.50
60297	Credit Suisse AG – CNOOC R Bull CBBC Oct 2018 F	50,000,000	2017/10/04	2018/10/25	12.50
60294	Credit Suisse AG – Geely Auto R Bull CBBC Apr 2018 E	40,000,000	2017/10/04	2018/04/19	10.00
60248	Credit Suisse AG – HSI R Bull CBBC Mar 2018 Y	150,000,000	2017/10/04	2018/03/28	37.50
60249	Credit Suisse AG – HSI R Bull CBBC Apr 2018 A	200,000,000	2017/10/04	2018/04/27	50.00
60277	Credit Suisse AG – HSI R Bear CBBC Jan 2018 Q	200,000,000	2017/10/04	2018/01/30	50.00
60258	Credit Suisse AG – HSI R Bear CBBC Jan 2018 S	200,000,000	2017/10/04	2018/01/30	50.00
60260	Credit Suisse AG – HSI R Bear CBBC Feb 2018 T	200,000,000	2017/10/04	2018/02/27	50.00
60265	Credit Suisse AG – Tencent R Bull CBBC Jul 2018 I	50,000,000	2017/10/04	2018/07/12	12.50
60292	Credit Suisse AG – Tencent R Bull CBBC Jul 2018 J	50,000,000	2017/10/04	2018/07/18	12.50
69974	Goldman Sachs SP (Asia) – HSI R Bull CBBC Aug 2019 F	200,000,000	2017/10/04	2019/08/29	50.00
69980	Goldman Sachs SP (Asia) – HSI R Bull CBBC Aug 2019 G	200,000,000	2017/10/04	2019/08/29	50.00
60057	Goldman Sachs SP (Asia) – HSI R Bear CBBC Mar 2018 V	200,000,000	2017/10/04	2018/03/28	50.00
60062	Goldman Sachs SP (Asia) – HSI R Bear CBBC Mar 2018 W	200,000,000	2017/10/04	2018/03/28	50.00
60071	Goldman Sachs SP (Asia) – HSI R Bear CBBC Mar 2018 X	200,000,000	2017/10/04	2018/03/28	50.00
60334	Goldman Sachs SP (Asia) – HSI R Bear CBBC Mar 2018 Y	200,000,000	2017/10/04	2018/03/28	50.00
60045	Goldman Sachs SP (Asia) – Tencent R Bull CBBC Mar 2018 D	80,000,000	2017/10/04	2018/03/28	20.00
60048	Goldman Sachs SP (Asia) – Tencent R Bull CBBC Mar 2018 E	80,000,000	2017/10/04	2018/03/28	20.00
60053	Goldman Sachs SP (Asia) – Tencent R Bull CBBC Mar 2018 F	80,000,000	2017/10/04	2018/03/28	20.00
60056	Goldman Sachs SP (Asia) – Tencent R Bull CBBC Mar 2018 G	80,000,000	2017/10/04	2018/03/28	20.00

# MAIN BOARD CALLABLE BULL/BEAR CONTRACTS

Code	Callable Bull/Bear Contracts	No. of issue (units)	Listing date	Expiry	Amount raised (HK\$ mil.)
60449	Goldman Sachs SP (Asia) – Tencent R Bear CBBC Feb 2018 A	80,000,000	2017/10/04	2018/02/28	20.00
60112	HK Bank – China Life R Bear CBBC Apr 2018 A	40,000,000	2017/10/04	2018/04/30	10.00
60101	HK Bank – Geely Auto R Bull CBBC Aug 2018 E	40,000,000	2017/10/04	2018/08/20	10.00
60087	HK Bank – Geely Auto R Bear CBBC Apr 2018 F	40,000,000	2017/10/04	2018/04/16	10.00
60076	HK Bank – Galaxy Ent R Bear CBBC Jun 2018 B	40,000,000	2017/10/04	2018/06/25	10.00
60106	HK Bank – HKEX R Bull CBBC Jun 2018 L	50,000,000	2017/10/04	2018/06/25	12.50
69993	HK Bank – HSI R Bull CBBC Jul 2018 N	100,000,000	2017/10/04	2018/07/30	25.00
60115	HK Bank – HSI R Bear CBBC Mar 2018 P	100,000,000	2017/10/04	2018/03/28	25.00
60117	HK Bank – HSI R Bear CBBC Mar 2018 Q	100,000,000	2017/10/04	2018/03/28	25.00
60114	HK Bank – Ping An R Bear CBBC May 2018 C	40,000,000	2017/10/04	2018/05/07	10.00
60103	HK Bank – Sunny Optical R Bull CBBC Apr 2018 D	40,000,000	2017/10/04	2018/04/23	10.00
60072	HK Bank – Tencent R Bull CBBC Mar 2018 O	60,000,000	2017/10/04	2018/03/26	15.00
69987	HK Bank – Tencent R Bull CBBC Apr 2018 X	60,000,000	2017/10/04	2018/04/16	15.00
69990	HK Bank – Tencent R Bull CBBC Apr 2018 Y	60,000,000	2017/10/04	2018/04/23	15.00
60111	HK Bank – Tencent R Bear CBBC Apr 2018 G	50,000,000	2017/10/04	2018/04/09	12.50
60328	J P Morgan SP BV – CNOOC R Bull CBBC Oct 2018 B	100,000,000	2017/10/04	2018/10/19	25.00
60314	J P Morgan SP BV – HSI R Bull CBBC Dec 2018 S	240,000,000	2017/10/04	2018/12/28	60.00
60302	J P Morgan SP BV – HSI R Bear CBBC Jan 2018 N	240,000,000	2017/10/04	2018/01/30	60.00
60333	J P Morgan SP BV – HSI R Bear CBBC Jan 2018 P	240,000,000	2017/10/04	2018/01/30	60.00
60317	J P Morgan SP BV – Tencent R Bull CBBC Jan 2018 V	50,000,000	2017/10/04	2018/01/19	12.50
60318	J P Morgan SP BV – Tencent R Bull CBBC Jan 2018 W	50,000,000	2017/10/04	2018/01/19	12.50
60320	J P Morgan SP BV – Tencent R Bear CBBC Feb 2018 N	40,000,000	2017/10/04	2018/02/15	10.00
60134	Macquarie Bank Ltd. – Tencent R Bull CBBC Apr 2018 M	15,000,000	2017/10/04	2018/04/30	10.19
60166	Macquarie Bank Ltd. – Tencent R Bull CBBC Apr 2018 N	16,000,000	2017/10/04	2018/04/30	10.50
60135	Macquarie Bank Ltd. – Tencent R Bear CBBC Apr 2018 N	15,000,000	2017/10/04	2018/04/30	10.34
60237	SG Issuer – AAC Tech R Bull CBBC Dec 2018 A	40,000,000	2017/10/04	2018/12/07	11.00
69994	SG Issuer – CNOOC R Bull CBBC Jul 2018 C	40,000,000	2017/10/04	2018/07/30	10.00
69999	SG Issuer – Geely Auto R Bull CBBC Sep 2018 C	40,000,000	2017/10/04	2018/09/27	10.00
60240	SG Issuer – HKEX R Bull CBBC Jun 2018 I	50,000,000	2017/10/04	2018/06/14	12.50
60246	SG Issuer – HSCEI R Bull CBBC Nov 2018 J	200,000,000	2017/10/04	2018/11/29	50.00
60379	SG Issuer – HSI R Bull CBBC Jul 2019 H	200,000,000	2017/10/04	2019/07/30	50.00
60383	SG Issuer – HSI R Bull CBBC Oct 2019 A	200,000,000	2017/10/04	2019/10/30	50.00
60335	SG Issuer – HSI R Bear CBBC Jan 2018 R	200,000,000	2017/10/04	2018/01/30	50.00
60351	SG Issuer – HSI R Bear CBBC Jan 2018 T	200,000,000	2017/10/04	2018/01/30	50.00
60362	SG Issuer – HSI R Bear CBBC Mar 2018 H	200,000,000	2017/10/04	2018/03/28	50.00
60001	SG Issuer – PetroChina R Bull CBBC Aug 2018 B	40,000,000	2017/10/04	2018/08/09	10.00
60005	SG Issuer – Ping An R Bull CBBC Oct 2018 C	100,000,000	2017/10/04	2018/10/22	25.00
60022	SG Issuer – Tencent R Bull CBBC Apr 2018 P	80,000,000	2017/10/04	2018/04/12	20.00
60023	SG Issuer – Tencent R Bull CBBC Jul 2018 J	80,000,000	2017/10/04	2018/07/04	20.00
60024	SG Issuer – Tencent R Bull CBBC Jul 2018 K	80,000,000	2017/10/04	2018/07/12	20.00
60018	SG Issuer – Tencent R Bear CBBC Mar 2018 L	80,000,000	2017/10/04	2018/03/28	20.00
60394	UBS AG – HSI R Bull CBBC Sep 2018 L	250,000,000	2017/10/04	2018/09/27	62.50
60391	UBS AG – HSI R Bull CBBC Nov 2018 L	200,000,000	2017/10/04	2018/11/29	50.00
60414	UBS AG – HSI R Bear CBBC Jan 2018 L	250,000,000	2017/10/04	2018/01/30	62.50
60428	UBS AG – HSI R Bear CBBC Jan 2018 M	200,000,000	2017/10/04	2018/01/30	50.00

# MAIN BOARD CALLABLE BULL/BEAR CONTRACTS

Code	Callable Bull/Bear Contracts	No. of issue (units)	Listing date	Expiry	Amount raised (HK\$ mil.)
60436	UBS AG – HSI R Bear CBBC Jan 2018 N	200,000,000	2017/10/04	2018/01/30	50.00
60396	UBS AG – Tencent R Bull CBBC Jun 2018 B	50,000,000	2017/10/04	2018/06/25	12.50
60397	UBS AG – Tencent R Bull CBBC Jul 2018 E	50,000,000	2017/10/04	2018/07/23	12.50
60640	Credit Suisse AG – Geely Auto R Bull CBBC Apr 2018 F	40,000,000	2017/10/06	2018/04/12	10.00
60669	Credit Suisse AG – HSI R Bull CBBC Feb 2018 H	200,000,000	2017/10/06	2018/02/27	50.00
60661	Credit Suisse AG – HSI R Bull CBBC Apr 2018 Q	200,000,000	2017/10/06	2018/04/27	50.00
60624	Credit Suisse AG – HSI R Bear CBBC Jan 2018 R	200,000,000	2017/10/06	2018/01/30	50.00
60636	Credit Suisse AG – HSI R Bear CBBC Mar 2018 J	200,000,000	2017/10/06	2018/03/28	50.00
60650	Credit Suisse AG – ICBC R Bull CBBC Sep 2018 K	70,000,000	2017/10/06	2018/09/14	17.50
60651	Credit Suisse AG – Sunny Optical R Bull CBBC Feb 2018 D	40,000,000	2017/10/06	2018/02/22	10.00
60647	Credit Suisse AG – Tencent R Bull CBBC Jul 2018 K	50,000,000	2017/10/06	2018/07/27	12.50
60542	Bank of East Asia – China Mobile R Bull CBBC Jul 2018 B	60,000,000	2017/10/06	2018/07/18	15.00
60541	Bank of East Asia – Ping An R Bull CBBC Jun 2018 J	16,000,000	2017/10/06	2018/06/15	10.40
60536	Bank of East Asia – Tencent R Bull CBBC Jul 2018 M	40,000,000	2017/10/06	2018/07/18	10.00
60537	Bank of East Asia – Tencent R Bull CBBC Jul 2018 N	40,000,000	2017/10/06	2018/07/18	10.00
60538	Bank of East Asia – Tencent R Bear CBBC Jul 2018 D	30,000,000	2017/10/06	2018/07/18	10.50
60678	Goldman Sachs SP (Asia) – HSI R Bull CBBC Apr 2019 F	200,000,000	2017/10/06	2019/04/29	50.00
60691	Goldman Sachs SP (Asia) – HSI R Bull CBBC Apr 2019 G	200,000,000	2017/10/06	2019/04/29	50.00
60491	Goldman Sachs SP (Asia) – HSI R Bear CBBC Feb 2018 N	200,000,000	2017/10/06	2018/02/27	50.00
60692	Goldman Sachs SP (Asia) – Tencent R Bull CBBC Mar 2018 H	80,000,000	2017/10/06	2018/03/28	20.00
60704	Goldman Sachs SP (Asia) – Tencent R Bull CBBC Mar 2018 I	80,000,000	2017/10/06	2018/03/09	20.00
60718	Goldman Sachs SP (Asia) – Tencent R Bull CBBC Apr 2018 D	80,000,000	2017/10/06	2018/04/25	20.00
60723	Goldman Sachs SP (Asia) – Tencent R Bear CBBC Apr 2018 J	80,000,000	2017/10/06	2018/04/30	33.36
60525	HK Bank – AAC Tech R Bull CBBC Apr 2018 B	40,000,000	2017/10/06	2018/04/30	10.00
60518	HK Bank – China Life R Bull CBBC Apr 2018 B	40,000,000	2017/10/06	2018/04/30	10.00
60498	HK Bank – CNOOC R Bull CBBC Apr 2018 A	50,000,000	2017/10/06	2018/04/30	12.50
60494	HK Bank – CNOOC R Bull CBBC May 2018 A	50,000,000	2017/10/06	2018/05/07	12.50
60510	HK Bank – Geely Auto R Bull CBBC Aug 2018 F	40,000,000	2017/10/06	2018/08/06	10.00
60499	HK Bank – HKEX R Bull CBBC Jun 2018 M	50,000,000	2017/10/06	2018/06/19	12.50
60508	HK Bank – HSI R Bull CBBC Jul 2018 O	150,000,000	2017/10/06	2018/07/30	37.50
60497	HK Bank – PetCh R Bull CBBC Apr 2018 B	50,000,000	2017/10/06	2018/04/30	12.50
60528	HK Bank – Sunny Optical R Bull CBBC Apr 2018 E	40,000,000	2017/10/06	2018/04/30	10.00
60509	HK Bank – Tencent R Bull CBBC Aug 2018 Q	60,000,000	2017/10/06	2018/08/06	15.00
60567	J P Morgan SP BV – HSI R Bull CBBC Dec 2018 T	200,000,000	2017/10/06	2018/12/28	50.00
60581	J P Morgan SP BV – HSI R Bull CBBC Sep 2019 D	200,000,000	2017/10/06	2019/09/27	50.00
60558	J P Morgan SP BV – HSI R Bear CBBC Jan 2018 E	200,000,000	2017/10/06	2018/01/30	50.00
60548	J P Morgan SP BV – HSI R Bear CBBC Jan 2018 Q	200,000,000	2017/10/06	2018/01/30	50.00
60582	J P Morgan SP BV – Tencent R Bull CBBC Jan 2018 X	50,000,000	2017/10/06	2018/01/19	12.50
60589	J P Morgan SP BV – Tencent R Bear CBBC Feb 2018 O	50,000,000	2017/10/06	2018/02/15	12.50
60614	Macquarie Bank Ltd. – HSI R Bull CBBC Oct 2018 A	40,000,000	2017/10/06	2018/10/30	10.00
60621	Macquarie Bank Ltd. – Tencent R Bull CBBC Apr 2018 O	15,000,000	2017/10/06	2018/04/30	10.01
60469	SG Issuer – CMob R Bear CBBC Apr 2018 B	100,000,000	2017/10/06	2018/04/13	25.00
60477	SG Issuer – CMob R Bear CBBC Jul 2018 A	100,000,000	2017/10/06	2018/07/06	25.00
60451	SG Issuer – CCB R Bear CBBC May 2018 B	80,000,000	2017/10/06	2018/05/10	20.00
60733	SG Issuer – HSI R Bull CBBC Sep 2019 A	200,000,000	2017/10/06	2019/09/27	50.00

# MAIN BOARD CALLABLE BULL/BEAR CONTRACTS

Code	Callable Bull/Bear Contracts	No. of issue (units)	Listing date	Expiry	Amount raised (HK\$ mil.)
60734	SG Issuer – HSI R Bull CBBC Sep 2019 B	200,000,000	2017/10/06	2019/09/27	50.00
60736	SG Issuer – HSI R Bull CBBC Nov 2019 A	200,000,000	2017/10/06	2019/11/28	50.00
60725	SG Issuer – HSI R Bear CBBC Jan 2018 X	200,000,000	2017/10/06	2018/01/30	50.00
60729	SG Issuer – HSI R Bear CBBC Feb 2018 T	200,000,000	2017/10/06	2018/02/27	50.00
60486	SG Issuer – Sunny Optical R Bull CBBC Apr 2018 B	40,000,000	2017/10/06	2018/04/20	10.00
60531	SG Issuer – Tencent R Bull CBBC Apr 2018 Q	80,000,000	2017/10/06	2018/04/16	20.00
60535	SG Issuer – Tencent R Bull CBBC Sep 2018 D	80,000,000	2017/10/06	2018/09/07	20.00
60606	UBS AG – HSI R Bull CBBC Sep 2018 S	250,000,000	2017/10/06	2018/09/27	62.50
60608	UBS AG – HSI R Bull CBBC Nov 2018 M	250,000,000	2017/10/06	2018/11/29	62.50
60590	UBS AG – HSI R Bear CBBC Jan 2018 O	250,000,000	2017/10/06	2018/01/30	62.50
60591	UBS AG – HSI R Bear CBBC Jan 2018 P	250,000,000	2017/10/06	2018/01/30	62.50
60592	UBS AG – HSI R Bear CBBC Jan 2018 Q	250,000,000	2017/10/06	2018/01/30	62.50
60600	UBS AG – Tencent R Bull CBBC Jun 2018 C	50,000,000	2017/10/06	2018/06/11	12.50
60599	UBS AG – Tencent R Bull CBBC Jul 2018 F	50,000,000	2017/10/06	2018/07/09	12.50
60782	BNP Paribas Issuance B.V. – Ping An R Bull CBBC Aug 2018 J	200,000,000	2017/10/09	2018/08/30	50.00
60807	Credit Suisse AG – CCB R Bull CBBC Aug 2018 A	70,000,000	2017/10/09	2018/08/24	17.50
60836	Credit Suisse AG – Galaxy Ent R Bull CBBC May 2018 B	50,000,000	2017/10/09	2018/05/18	12.50
60802	Credit Suisse AG – HSBC R Bull CBBC Jul 2018 G	100,000,000	2017/10/09	2018/07/13	25.00
60799	Credit Suisse AG – HSI R Bull CBBC Aug 2018 D	200,000,000	2017/10/09	2018/08/30	50.00
60794	Credit Suisse AG – HSI R Bull CBBC Oct 2018 C	200,000,000	2017/10/09	2018/10/30	50.00
60809	Credit Suisse AG – HSI R Bear CBBC Feb 2018 V	200,000,000	2017/10/09	2018/02/27	50.00
60839	Credit Suisse AG – HSI R Bear CBBC Feb 2018 W	200,000,000	2017/10/09	2018/02/27	50.00
60810	Credit Suisse AG – Ping An R Bull CBBC Aug 2018 A	100,000,000	2017/10/09	2018/08/17	25.00
60829	Credit Suisse AG – Ping An R Bull CBBC Aug 2018 B	100,000,000	2017/10/09	2018/08/31	25.00
60749	Goldman Sachs SP (Asia) – HSI R Bull CBBC Nov 2018 P	200,000,000	2017/10/09	2018/11/29	50.00
60855	Goldman Sachs SP (Asia) – HSI R Bear CBBC Mar 2018 A	200,000,000	2017/10/09	2018/03/28	50.00
60854	Goldman Sachs SP (Asia) – HSI R Bear CBBC Mar 2018 Z	200,000,000	2017/10/09	2018/03/28	50.00
60850	Goldman Sachs SP (Asia) – Tencent R Bull CBBC Feb 2018 C	80,000,000	2017/10/09	2018/02/28	20.00
60879	Goldman Sachs SP (Asia) – Tencent R Bull CBBC Apr 2018 E	200,000,000	2017/10/09	2018/04/27	91.80
60882	Goldman Sachs SP (Asia) – Tencent R Bull CBBC Apr 2018 F	200,000,000	2017/10/09	2018/04/27	111.80
60883	Goldman Sachs SP (Asia) – Tencent R Bear CBBC Apr 2018 K	200,000,000	2017/10/09	2018/04/10	50.00
60776	HK Bank – AIA R Bear CBBC Jul 2018 C	40,000,000	2017/10/09	2018/07/16	10.00
60760	HK Bank – China Mobile R Bull CBBC Apr 2018 A	50,000,000	2017/10/09	2018/04/30	12.50
60754	HK Bank – China Mobile R Bull CBBC Aug 2018 B	50,000,000	2017/10/09	2018/08/06	12.50
60773	HK Bank – Evergrande R Bull CBBC Nov 2018 A	80,000,000	2017/10/09	2018/11/26	20.00
60767	HK Bank – Geely Auto R Bear CBBC Jul 2018 A	40,000,000	2017/10/09	2018/07/30	14.00
60770	HK Bank – Tencent R Bull CBBC Jul 2018 V	60,000,000	2017/10/09	2018/07/09	15.00
60761	HK Bank – Tencent R Bull CBBC Aug 2018 R	60,000,000	2017/10/09	2018/08/27	15.00
60841	J P Morgan SP BV – HSI R Bull CBBC Sep 2019 E	200,000,000	2017/10/09	2019/09/27	50.00
60842	J P Morgan SP BV – HSI R Bear CBBC Jan 2018 G	200,000,000	2017/10/09	2018/01/30	50.00
60843	J P Morgan SP BV – HSI R Bear CBBC Jan 2018 S	200,000,000	2017/10/09	2018/01/30	50.00
60849	J P Morgan SP BV – PetCh R Bull CBBC Mar 2018 A	80,000,000	2017/10/09	2018/03/16	20.00
60845	J P Morgan SP BV – Tencent R Bull CBBC Jan 2018 Y	50,000,000	2017/10/09	2018/01/19	12.50
60848	J P Morgan SP BV – Tencent R Bear CBBC Feb 2018 P	50,000,000	2017/10/09	2018/02/15	12.50
60752	Macquarie Bank Ltd. – CSOP A50 ETF R Bull CBBC Jul 2018 B	27,000,000	2017/10/09	2018/07/30	10.02



# MAIN BOARD CALLABLE BULL/BEAR CONTRACTS

Code	Callable Bull/Bear Contracts	No. of issue (units)	Listing date	Expiry	Amount raised (HK\$ mil.)
60739	SG Issuer – Galaxy R Bull CBBC May 2018 B	80,000,000	2017/10/09	2018/05/18	20.00
60870	SG Issuer – HSI R Bear CBBC Jan 2018 S	200,000,000	2017/10/09	2018/01/30	50.00
60875	SG Issuer – HSI R Bear CBBC Mar 2018 I	200,000,000	2017/10/09	2018/03/28	50.00
60792	SG Issuer – Ping An R Bull CBBC Jun 2018 C	100,000,000	2017/10/09	2018/06/28	25.00
60741	SG Issuer – Tencent R Bull CBBC Apr 2018 R	80,000,000	2017/10/09	2018/04/20	20.00
60863	UBS AG – HSI R Bull CBBC Oct 2018 N	200,000,000	2017/10/09	2018/10/30	50.00
60867	UBS AG – HSI R Bull CBBC Dec 2018 G	200,000,000	2017/10/09	2018/12/28	50.00
60869	UBS AG – HSI R Bear CBBC Jan 2018 R	250,000,000	2017/10/09	2018/01/30	62.50
60924	Credit Suisse AG – CNOOC R Bull CBBC Oct 2018 G	50,000,000	2017/10/10	2018/10/11	12.50
60926	Credit Suisse AG – CNOOC R Bear CBBC Mar 2018 B	50,000,000	2017/10/10	2018/03/02	12.50
60922	Credit Suisse AG – HSI R Bull CBBC Apr 2018 S	150,000,000	2017/10/10	2018/04/27	37.50
60921	Credit Suisse AG – HSI R Bear CBBC Feb 2018 X	200,000,000	2017/10/10	2018/02/27	50.00
60929	Credit Suisse AG – Ping An R Bull CBBC Oct 2018 I	100,000,000	2017/10/10	2018/10/25	25.00
60923	Credit Suisse AG – Tencent R Bear CBBC Apr 2018 K	50,000,000	2017/10/10	2018/04/27	12.50
60884	Goldman Sachs SP (Asia) – China Life R Bull CBBC Feb 2018 A	50,000,000	2017/10/10	2018/02/27	12.50
60987	Goldman Sachs SP (Asia) – HKEX R Bull CBBC Feb 2018 A	80,000,000	2017/10/10	2018/02/23	20.00
60998	Goldman Sachs SP (Asia) – HKEX R Bull CBBC Feb 2018 B	80,000,000	2017/10/10	2018/02/12	20.00
60931	Goldman Sachs SP (Asia) – HSCEI R Bull CBBC Nov 2018 A	200,000,000	2017/10/10	2018/11/29	50.00
60945	Goldman Sachs SP (Asia) – HSCEI R Bear CBBC Mar 2018 B	200,000,000	2017/10/10	2018/03/28	50.00
60930	Goldman Sachs SP (Asia) – HSI R Bull CBBC Nov 2018 Q	200,000,000	2017/10/10	2018/11/29	50.00
60890	Goldman Sachs SP (Asia) – Ping An R Bull CBBC Feb 2018 A	100,000,000	2017/10/10	2018/02/27	25.00
60999	Goldman Sachs SP (Asia) – Tencent R Bull CBBC Feb 2018 D	80,000,000	2017/10/10	2018/02/12	27.76
60901	HK Bank – Evergrande R Bull CBBC Dec 2018 A	80,000,000	2017/10/10	2018/12/17	20.00
60910	HK Bank – Ping An R Bull CBBC Aug 2018 C	80,000,000	2017/10/10	2018/08/13	20.00
60895	HK Bank – Tencent R Bear CBBC Jul 2018 L	50,000,000	2017/10/10	2018/07/03	12.50
60952	J P Morgan SP BV – HSI R Bull CBBC Dec 2018 U	200,000,000	2017/10/10	2018/12/28	50.00
60918	Macquarie Bank Ltd. – HKEX R Bear CBBC Sep 2018 C	20,000,000	2017/10/10	2018/09/27	10.40
60913	SG Issuer – CCB R Bull CBBC Sep 2018 B	100,000,000	2017/10/10	2018/09/13	25.00
60915	SG Issuer – CNOOC R Bull CBBC Oct 2018 B	40,000,000	2017/10/10	2018/10/12	10.00
60914	SG Issuer – CNOOC R Bear CBBC Jul 2018 A	40,000,000	2017/10/10	2018/07/18	10.00
60917	SG Issuer – CNOOC R Bear CBBC Nov 2018 A	40,000,000	2017/10/10	2018/11/23	10.00
60949	SG Issuer – HSI R Bull CBBC Aug 2019 A	200,000,000	2017/10/10	2019/08/29	50.00
60947	SG Issuer – HSI R Bear CBBC Mar 2018 J	200,000,000	2017/10/10	2018/03/28	50.00
60963	UBS AG – HSI R Bear CBBC Jan 2018 S	200,000,000	2017/10/10	2018/01/30	50.00
60960	UBS AG – HSI R Bear CBBC Feb 2018 B	250,000,000	2017/10/10	2018/02/27	62.50
60965	UBS AG – Ping An R Bull CBBC Aug 2018 B	50,000,000	2017/10/10	2018/08/20	12.50
60967	UBS AG – Sands China R Bull CBBC Jul 2018 A	40,000,000	2017/10/10	2018/07/23	10.00
61095	BNP Paribas Issuance B.V. – HSI R Bull CBBC Aug 2018 O	250,000,000	2017/10/11	2018/08/30	62.50
61104	BNP Paribas Issuance B.V. – HSI R Bull CBBC Aug 2018 P	250,000,000	2017/10/11	2018/08/30	62.50
61112	BNP Paribas Issuance B.V. – HSI R Bull CBBC Aug 2018 Q	250,000,000	2017/10/11	2018/08/30	62.50
61011	BNP Paribas Issuance B.V. – HSI R Bear CBBC Mar 2018 L	250,000,000	2017/10/11	2018/03/28	62.50
61013	BNP Paribas Issuance B.V. – HSI R Bear CBBC Mar 2018 P	250,000,000	2017/10/11	2018/03/28	62.50
61015	BNP Paribas Issuance B.V. – HSI R Bear CBBC Mar 2018 V	250,000,000	2017/10/11	2018/03/28	62.50
61017	BNP Paribas Issuance B.V. – HSI R Bear CBBC Mar 2018 W	250,000,000	2017/10/11	2018/03/28	62.50
61018	BNP Paribas Issuance B.V. – HSI R Bear CBBC Mar 2018 X	250,000,000	2017/10/11	2018/03/28	62.50

# MAIN BOARD CALLABLE BULL/BEAR CONTRACTS

Code	Callable Bull/Bear Contracts	No. of issue (units)	Listing date	Expiry	Amount raised (HK\$ mil.)
61378	Credit Suisse AG – ABC R Bull CBBC Aug 2018 A	70,000,000	2017/10/11	2018/08/03	17.50
61353	Credit Suisse AG – BOCL R Bull CBBC Sep 2018 E	70,000,000	2017/10/11	2018/09/07	17.50
61416	Credit Suisse AG – CCB R Bull CBBC Aug 2018 B	70,000,000	2017/10/11	2018/08/29	17.50
61421	Credit Suisse AG – CCB R Bull CBBC Aug 2018 C	70,000,000	2017/10/11	2018/08/28	17.50
61321	Credit Suisse AG – CM Bank R Bull CBBC Nov 2018 B	70,000,000	2017/10/11	2018/11/08	17.50
61357	Credit Suisse AG – CM Bank R Bull CBBC Nov 2018 C	70,000,000	2017/10/11	2018/11/23	17.50
61394	Credit Suisse AG – HKEX R Bull CBBC Jun 2018 M	50,000,000	2017/10/11	2018/06/29	12.50
61406	Credit Suisse AG – HSBC R Bull CBBC Jun 2018 B	100,000,000	2017/10/11	2018/06/29	25.00
61426	Credit Suisse AG – HSCEI R Bull CBBC Mar 2018 I	100,000,000	2017/10/11	2018/03/28	25.00
61319	Credit Suisse AG – HSI R Bull CBBC Mar 2018 S	150,000,000	2017/10/11	2018/03/28	37.50
61293	Credit Suisse AG – HSI R Bull CBBC Apr 2018 P	150,000,000	2017/10/11	2018/04/27	37.50
61297	Credit Suisse AG – HSI R Bull CBBC May 2018 V	200,000,000	2017/10/11	2018/05/30	50.00
61303	Credit Suisse AG – HSI R Bull CBBC Oct 2018 D	200,000,000	2017/10/11	2018/10/30	50.00
61279	Credit Suisse AG – HSI R Bear CBBC Feb 2018 Y	200,000,000	2017/10/11	2018/02/27	50.00
61289	Credit Suisse AG – HSI R Bear CBBC Mar 2018 K	150,000,000	2017/10/11	2018/03/28	37.50
61290	Credit Suisse AG – HSI R Bear CBBC Mar 2018 L	200,000,000	2017/10/11	2018/03/28	50.00
61282	Credit Suisse AG – HSI R Bear CBBC Apr 2018 A	200,000,000	2017/10/11	2018/04/27	50.00
61322	Credit Suisse AG – ICBC R Bull CBBC Jul 2018 A	70,000,000	2017/10/11	2018/07/27	17.50
61342	Credit Suisse AG – ICBC R Bull CBBC Aug 2018 A	70,000,000	2017/10/11	2018/08/03	17.50
61410	Credit Suisse AG – Ping An R Bull CBBC Aug 2018 C	100,000,000	2017/10/11	2018/08/15	25.00
61359	Credit Suisse AG – Sunny Optical R Bull CBBC Apr 2018 A	40,000,000	2017/10/11	2018/04/26	10.00
61387	Credit Suisse AG – Tencent R Bull CBBC Apr 2018 H	50,000,000	2017/10/11	2018/04/27	12.50
61052	Bank of East Asia – CM Bank R Bull CBBC Jul 2018 A	25,000,000	2017/10/11	2018/07/27	10.00
61051	Bank of East Asia – Geely Auto R Bull CBBC Jul 2018 D	40,000,000	2017/10/11	2018/07/27	10.00
61043	Bank of East Asia – Galaxy Ent R Bull CBBC Jul 2018 B	16,000,000	2017/10/11	2018/07/27	10.40
61048	Bank of East Asia – HKEX R Bull CBBC Jul 2018 E	40,000,000	2017/10/11	2018/07/27	10.00
61041	Bank of East Asia – HSBC Holdings R Bull CBBC May 2018 B	60,000,000	2017/10/11	2018/05/08	15.00
61049	Bank of East Asia – Tencent R Bull CBBC Jul 2018 O	40,000,000	2017/10/11	2018/07/27	10.00
61622	Goldman Sachs SP (Asia) – China Life R Bull CBBC Apr 2018 A	80,000,000	2017/10/11	2018/04/20	20.00
61625	Goldman Sachs SP (Asia) – China Life R Bull CBBC Apr 2018 B	80,000,000	2017/10/11	2018/04/20	21.60
61568	Goldman Sachs SP (Asia) – HKEX R Bear CBBC Feb 2018 A	80,000,000	2017/10/11	2018/02/26	20.00
61525	Goldman Sachs SP (Asia) – HSI R Bull CBBC Nov 2018 R	200,000,000	2017/10/11	2018/11/29	50.00
61534	Goldman Sachs SP (Asia) – HSI R Bull CBBC Nov 2018 S	200,000,000	2017/10/11	2018/11/29	50.00
61557	Goldman Sachs SP (Asia) – HSI R Bull CBBC Nov 2018 T	200,000,000	2017/10/11	2018/11/29	50.00
61114	Goldman Sachs SP (Asia) – HSI R Bear CBBC Feb 2018 O	200,000,000	2017/10/11	2018/02/27	50.00
61122	Goldman Sachs SP (Asia) – HSI R Bear CBBC Feb 2018 P	200,000,000	2017/10/11	2018/02/27	50.00
61127	Goldman Sachs SP (Asia) – HSI R Bear CBBC Feb 2018 Q	200,000,000	2017/10/11	2018/02/27	50.00
61130	Goldman Sachs SP (Asia) – HSI R Bear CBBC Feb 2018 R	200,000,000	2017/10/11	2018/02/27	50.00
61628	Goldman Sachs SP (Asia) – HSI R Bear CBBC Feb 2018 S	200,000,000	2017/10/11	2018/02/27	50.00
61609	Goldman Sachs SP (Asia) – Ping An R Bull CBBC Apr 2018 A	80,000,000	2017/10/11	2018/04/20	20.00
61615	Goldman Sachs SP (Asia) – Ping An R Bull CBBC Apr 2018 B	80,000,000	2017/10/11	2018/04/20	20.00
61558	Goldman Sachs SP (Asia) – Tencent R Bull CBBC Feb 2018 E	80,000,000	2017/10/11	2018/02/27	20.00
61564	Goldman Sachs SP (Asia) – Tencent R Bull CBBC Feb 2018 F	80,000,000	2017/10/11	2018/02/27	20.00
61131	Goldman Sachs SP (Asia) – Tencent R Bear CBBC Feb 2018 B	80,000,000	2017/10/11	2018/02/23	20.00
61132	Goldman Sachs SP (Asia) – Tencent R Bear CBBC Feb 2018 C	80,000,000	2017/10/11	2018/02/28	20.00

# MAIN BOARD CALLABLE BULL/BEAR CONTRACTS

Code	Callable Bull/Bear Contracts	No. of issue (units)	Listing date	Expiry	Amount raised (HK\$ mil.)
61567	Goldman Sachs SP (Asia) – Tencent R Bear CBBC Feb 2018 D	80,000,000	2017/10/11	2018/02/28	23.52
61093	HK Bank – BOCL R Bull CBBC Aug 2018 G	80,000,000	2017/10/11	2018/08/06	20.00
61084	HK Bank – CC Bank R Bull CBBC Aug 2018 I	80,000,000	2017/10/11	2018/08/06	20.00
61037	HK Bank – CSOP A50 ETF R Bull CBBC Jul 2018 C	50,000,000	2017/10/11	2018/07/30	12.50
61028	HK Bank – Evergrande R Bull CBBC Aug 2018 C	80,000,000	2017/10/11	2018/08/20	20.00
61027	HK Bank – Geely Auto R Bull CBBC Apr 2018 G	40,000,000	2017/10/11	2018/04/30	10.00
61030	HK Bank – HKEX R Bull CBBC Jul 2018 X	50,000,000	2017/10/11	2018/07/16	12.50
61036	HK Bank – HSCEI R Bull CBBC Apr 2018 K	60,000,000	2017/10/11	2018/04/27	15.00
61031	HK Bank – HSI R Bull CBBC Jul 2018 P	100,000,000	2017/10/11	2018/07/30	25.00
61034	HK Bank – HSI R Bull CBBC Jul 2018 Q	150,000,000	2017/10/11	2018/07/30	37.50
61089	HK Bank – ICBC R Bull CBBC Aug 2018 I	80,000,000	2017/10/11	2018/08/27	20.00
61092	HK Bank – ICBC R Bull CBBC Aug 2018 J	80,000,000	2017/10/11	2018/08/06	20.00
61021	HK Bank – Ping An R Bull CBBC Aug 2018 D	80,000,000	2017/10/11	2018/08/06	20.00
61026	HK Bank – Tencent R Bull CBBC Jul 2018 O	60,000,000	2017/10/11	2018/07/30	15.00
61082	HK Bank – Tencent R Bull CBBC Sep 2018 A	60,000,000	2017/10/11	2018/09/03	15.00
61162	J P Morgan SP BV – BOCL R Bull CBBC Aug 2018 C	150,000,000	2017/10/11	2018/08/17	37.50
61155	J P Morgan SP BV – CC Bank R Bull CBBC Aug 2018 E	100,000,000	2017/10/11	2018/08/17	25.00
61165	J P Morgan SP BV – HKEX R Bull CBBC Jan 2018 J	40,000,000	2017/10/11	2018/01/19	10.00
61168	J P Morgan SP BV – HSCEI R Bull CBBC Sep 2019 A	100,000,000	2017/10/11	2019/09/27	25.00
61211	J P Morgan SP BV – HSI R Bull CBBC Nov 2018 H	200,000,000	2017/10/11	2018/11/29	50.00
61212	J P Morgan SP BV – HSI R Bull CBBC Dec 2018 V	200,000,000	2017/10/11	2018/12/28	50.00
61178	J P Morgan SP BV – HSI R Bull CBBC Sep 2019 F	200,000,000	2017/10/11	2019/09/27	50.00
61179	J P Morgan SP BV – HSI R Bull CBBC Sep 2019 G	200,000,000	2017/10/11	2019/09/27	50.00
61146	J P Morgan SP BV – HSI R Bear CBBC Jan 2018 B	200,000,000	2017/10/11	2018/01/30	50.00
61147	J P Morgan SP BV – HSI R Bear CBBC Jan 2018 F	200,000,000	2017/10/11	2018/01/30	50.00
61140	J P Morgan SP BV – HSI R Bear CBBC Jan 2018 H	200,000,000	2017/10/11	2018/01/30	50.00
61135	J P Morgan SP BV – HSI R Bear CBBC Jan 2018 T	200,000,000	2017/10/11	2018/01/30	50.00
61158	J P Morgan SP BV – ICBC R Bull CBBC Aug 2018 C	100,000,000	2017/10/11	2018/08/17	25.00
61214	J P Morgan SP BV – Ping An R Bull CBBC Mar 2018 E	150,000,000	2017/10/11	2018/03/16	37.50
61230	J P Morgan SP BV – Ping An R Bull CBBC Mar 2018 F	150,000,000	2017/10/11	2018/03/16	37.50
61164	J P Morgan SP BV – Tencent R Bull CBBC Jan 2018 Z	60,000,000	2017/10/11	2018/01/19	15.00
61060	Macquarie Bank Ltd. – Tencent R Bear CBBC Apr 2018 O	15,000,000	2017/10/11	2018/04/30	10.01
61064	SG Issuer – ABC R Bull CBBC Aug 2018 D	40,000,000	2017/10/11	2018/08/24	10.00
61066	SG Issuer – CCB R Bull CBBC Aug 2018 J	100,000,000	2017/10/11	2018/08/13	25.00
61569	SG Issuer – CCB R Bull CBBC Sep 2018 C	100,000,000	2017/10/11	2018/09/21	25.00
61573	SG Issuer – China Life R Bull CBBC May 2018 H	40,000,000	2017/10/11	2018/05/10	10.00
61068	SG Issuer – CMB R Bull CBBC Dec 2018 A	40,000,000	2017/10/11	2018/12/21	10.00
61606	SG Issuer – CSOP A50 ETF R Bull CBBC Jun 2018 B	40,000,000	2017/10/11	2018/06/22	10.00
61077	SG Issuer – Geely Auto R Bull CBBC Jul 2018 E	40,000,000	2017/10/11	2018/07/26	10.00
61070	SG Issuer – Galaxy R Bull CBBC Jul 2018 B	80,000,000	2017/10/11	2018/07/19	20.00
61574	SG Issuer – HKEX R Bull CBBC Jul 2018 E	50,000,000	2017/10/11	2018/07/09	12.50
61243	SG Issuer – HSI R Bull CBBC Sep 2019 C	200,000,000	2017/10/11	2019/09/27	50.00
61248	SG Issuer – HSI R Bull CBBC Oct 2019 B	200,000,000	2017/10/11	2019/10/30	50.00
61255	SG Issuer – HSI R Bull CBBC Oct 2019 C	200,000,000	2017/10/11	2019/10/30	50.00
61266	SG Issuer – HSI R Bull CBBC Nov 2019 B	200,000,000	2017/10/11	2019/11/28	50.00

# MAIN BOARD CALLABLE BULL/BEAR CONTRACTS

Code	Callable Bull/Bear Contracts	No. of issue (units)	Listing date	Expiry	Amount raised (HK\$ mil.)
61277	SG Issuer – HSI R Bull CBBC Nov 2019 C	200,000,000	2017/10/11	2019/11/28	50.00
61234	SG Issuer – HSI R Bear CBBC Jan 2018 Y	200,000,000	2017/10/11	2018/01/30	50.00
61002	SG Issuer – HSI R Bear CBBC Mar 2018 K	200,000,000	2017/10/11	2018/03/28	50.00
61003	SG Issuer – HSI R Bear CBBC Mar 2018 L	200,000,000	2017/10/11	2018/03/28	50.00
61236	SG Issuer – HSI R Bear CBBC Mar 2018 M	200,000,000	2017/10/11	2018/03/28	50.00
61578	SG Issuer – ICBC R Bull CBBC Aug 2018 I	60,000,000	2017/10/11	2018/08/06	15.00
61592	SG Issuer – ICBC R Bull CBBC Sep 2018 B	60,000,000	2017/10/11	2018/09/12	15.00
61597	SG Issuer – Ping An R Bull CBBC May 2018 G	100,000,000	2017/10/11	2018/05/28	25.00
61603	SG Issuer – Tencent R Bull CBBC Apr 2018 S	80,000,000	2017/10/11	2018/04/18	20.00
61509	UBS AG – CC Bank R Bull CBBC Jul 2018 C	60,000,000	2017/10/11	2018/07/23	15.00
61496	UBS AG – HSI R Bull CBBC Nov 2018 N	250,000,000	2017/10/11	2018/11/29	62.50
61498	UBS AG – HSI R Bull CBBC Nov 2018 O	250,000,000	2017/10/11	2018/11/29	62.50
61497	UBS AG – HSI R Bull CBBC Apr 2019 C	200,000,000	2017/10/11	2019/04/29	50.00
61440	UBS AG – HSI R Bear CBBC Jan 2018 T	200,000,000	2017/10/11	2018/01/30	50.00
61454	UBS AG – HSI R Bear CBBC Jan 2018 U	250,000,000	2017/10/11	2018/01/30	62.50
61456	UBS AG – HSI R Bear CBBC Jan 2018 V	200,000,000	2017/10/11	2018/01/30	50.00
61457	UBS AG – HSI R Bear CBBC Jan 2018 W	250,000,000	2017/10/11	2018/01/30	62.50
61460	UBS AG – HSI R Bear CBBC Jan 2018 X	200,000,000	2017/10/11	2018/01/30	50.00
61473	UBS AG – HSI R Bear CBBC Jan 2018 Y	250,000,000	2017/10/11	2018/01/30	62.50
61505	UBS AG – HSI R Bear CBBC Jan 2018 Z	250,000,000	2017/10/11	2018/01/30	62.50
61492	UBS AG – HSI R Bear CBBC Feb 2018 C	250,000,000	2017/10/11	2018/02/27	67.50
61494	UBS AG – HSI R Bear CBBC Feb 2018 D	250,000,000	2017/10/11	2018/02/27	62.50
61515	UBS AG – ICBC R Bull CBBC Aug 2018 B	60,000,000	2017/10/11	2018/08/13	15.00
61506	UBS AG – Tencent R Bull CBBC Jun 2018 D	50,000,000	2017/10/11	2018/06/11	12.50
61694	BNP Paribas Issuance B.V. – HSCEI R Bull CBBC Aug 2018 Y	100,000,000	2017/10/12	2018/08/30	25.00
61698	BNP Paribas Issuance B.V. – HSCEI R Bull CBBC Aug 2018 Z	100,000,000	2017/10/12	2018/08/30	25.00
61691	BNP Paribas Issuance B.V. – HSCEI R Bear CBBC Feb 2018 W	100,000,000	2017/10/12	2018/02/27	25.00
61905	BNP Paribas Issuance B.V. – HSI R Bull CBBC Sep 2018 R	250,000,000	2017/10/12	2018/09/27	62.50
61920	BNP Paribas Issuance B.V. – HSI R Bull CBBC Sep 2018 U	250,000,000	2017/10/12	2018/09/27	62.50
61879	BNP Paribas Issuance B.V. – HSI R Bull CBBC Sep 2018 X	250,000,000	2017/10/12	2018/09/27	62.50
61667	BNP Paribas Issuance B.V. – HSI R Bear CBBC Mar 2018 B	250,000,000	2017/10/12	2018/03/28	62.50
61673	BNP Paribas Issuance B.V. – HSI R Bear CBBC Mar 2018 C	250,000,000	2017/10/12	2018/03/28	62.50
61678	BNP Paribas Issuance B.V. – HSI R Bear CBBC Mar 2018 E	250,000,000	2017/10/12	2018/03/28	62.50
61680	BNP Paribas Issuance B.V. – HSI R Bear CBBC Mar 2018 I	250,000,000	2017/10/12	2018/03/28	62.50
61686	BNP Paribas Issuance B.V. – HSI R Bear CBBC Mar 2018 J	250,000,000	2017/10/12	2018/03/28	75.00
61631	BNP Paribas Issuance B.V. – HSI R Bear CBBC Mar 2018 O	250,000,000	2017/10/12	2018/03/28	62.50
61644	BNP Paribas Issuance B.V. – HSI R Bear CBBC Mar 2018 U	250,000,000	2017/10/12	2018/03/28	62.50
61661	BNP Paribas Issuance B.V. – HSI R Bear CBBC Mar 2018 Y	250,000,000	2017/10/12	2018/03/28	62.50
61664	BNP Paribas Issuance B.V. – HSI R Bear CBBC Mar 2018 Z	250,000,000	2017/10/12	2018/03/28	62.50
61700	BNP Paribas Issuance B.V. – Tencent R Bull CBBC Aug 2018 I	50,000,000	2017/10/12	2018/08/30	12.50
61690	BNP Paribas Issuance B.V. – Tencent R Bear CBBC Apr 2018 F	50,000,000	2017/10/12	2018/04/27	12.50
62167	Credit Suisse AG – CCB R Bull CBBC Sep 2018 L	70,000,000	2017/10/12	2018/09/20	17.50
62222	Credit Suisse AG – China Life R Bull CBBC Mar 2018 B	40,000,000	2017/10/12	2018/03/16	10.00
62237	Credit Suisse AG – CSOP A50 ETF R Bull CBBC Apr 2018 E	50,000,000	2017/10/12	2018/04/20	12.50
62239	Credit Suisse AG – China Shenhua R Bull CBBC Sep 2018 C	40,000,000	2017/10/12	2018/09/20	10.00

# MAIN BOARD CALLABLE BULL/BEAR CONTRACTS

Code	Callable Bull/Bear Contracts	No. of issue (units)	Listing date	Expiry	Amount raised (HK\$ mil.)
62082	Credit Suisse AG – Geely Auto R Bull CBBC Apr 2018 G	40,000,000	2017/10/12	2018/04/27	10.00
62084	Credit Suisse AG – HKEX R Bull CBBC Jun 2018 N	50,000,000	2017/10/12	2018/06/15	12.50
62550	Credit Suisse AG – HSCEI R Bull CBBC Apr 2018 M	100,000,000	2017/10/12	2018/04/27	25.00
62071	Credit Suisse AG – HSI R Bull CBBC Feb 2018 O	200,000,000	2017/10/12	2018/02/27	50.00
62066	Credit Suisse AG – HSI R Bull CBBC Apr 2018 T	150,000,000	2017/10/12	2018/04/27	37.50
62079	Credit Suisse AG – HSI R Bull CBBC Apr 2018 U	150,000,000	2017/10/12	2018/04/27	37.50
62077	Credit Suisse AG – HSI R Bull CBBC Aug 2018 G	200,000,000	2017/10/12	2018/08/30	50.00
62065	Credit Suisse AG – HSI R Bear CBBC Feb 2018 D	200,000,000	2017/10/12	2018/02/27	50.00
62048	Credit Suisse AG – HSI R Bear CBBC Feb 2018 Z	200,000,000	2017/10/12	2018/02/27	50.00
62064	Credit Suisse AG – HSI R Bear CBBC Mar 2018 M	150,000,000	2017/10/12	2018/03/28	37.50
62197	Credit Suisse AG – ICBC R Bull CBBC Sep 2018 L	70,000,000	2017/10/12	2018/09/28	17.50
62200	Credit Suisse AG – ICBC R Bear CBBC Apr 2018 A	70,000,000	2017/10/12	2018/04/20	17.50
62201	Credit Suisse AG – Ping An R Bull CBBC Aug 2018 D	100,000,000	2017/10/12	2018/08/10	25.00
62208	Credit Suisse AG – Ping An R Bull CBBC Aug 2018 E	100,000,000	2017/10/12	2018/08/16	25.00
62165	Credit Suisse AG – Tencent R Bull CBBC Jul 2018 L	50,000,000	2017/10/12	2018/07/26	12.50
62243	Credit Suisse AG – Tencent R Bull CBBC Jul 2018 M	50,000,000	2017/10/12	2018/07/19	12.50
61836	Bank of East Asia – CC Bank R Bull CBBC Aug 2018 B	40,000,000	2017/10/12	2018/08/02	10.00
61822	Bank of East Asia – China Shenhua R Bull CBBC Aug 2018 B	30,000,000	2017/10/12	2018/08/02	10.50
61834	Bank of East Asia – ICBC R Bull CBBC Aug 2018 A	60,000,000	2017/10/12	2018/08/02	15.00
61839	Bank of East Asia – Ping An R Bull CBBC Jun 2018 K	16,000,000	2017/10/12	2018/06/15	10.40
61819	Bank of East Asia – Tencent R Bull CBBC Aug 2018 A	40,000,000	2017/10/12	2018/08/02	10.00
62028	Bank of East Asia – Tencent R Bull CBBC Aug 2018 B	40,000,000	2017/10/12	2018/08/02	10.00
61738	Goldman Sachs SP (Asia) – CSOP A50 ETF R Bull CBBC Feb 2018A	60,000,000	2017/10/12	2018/02/28	15.00
61763	Goldman Sachs SP (Asia) – CSOP A50 ETF R Bull CBBC Feb 2018B	60,000,000	2017/10/12	2018/02/28	15.00
61856	Goldman Sachs SP (Asia) – HKEX R Bull CBBC Mar 2018 A	80,000,000	2017/10/12	2018/03/29	20.00
61857	Goldman Sachs SP (Asia) – HKEX R Bull CBBC Mar 2018 B	80,000,000	2017/10/12	2018/03/29	20.00
61841	Goldman Sachs SP (Asia) – HSI R Bull CBBC Dec 2018 L	200,000,000	2017/10/12	2018/12/28	50.00
61842	Goldman Sachs SP (Asia) – HSI R Bull CBBC Dec 2018 M	200,000,000	2017/10/12	2018/12/28	50.00
61847	Goldman Sachs SP (Asia) – HSI R Bull CBBC Dec 2018 N	200,000,000	2017/10/12	2018/12/28	50.00
61927	Goldman Sachs SP (Asia) – HSI R Bull CBBC Dec 2018 O	200,000,000	2017/10/12	2018/12/28	50.00
61708	Goldman Sachs SP (Asia) – HSI R Bear CBBC Feb 2018 T	200,000,000	2017/10/12	2018/02/27	50.00
61709	Goldman Sachs SP (Asia) – HSI R Bear CBBC Feb 2018 U	200,000,000	2017/10/12	2018/02/27	50.00
61707	Goldman Sachs SP (Asia) – HSI R Bear CBBC Mar 2018 B	200,000,000	2017/10/12	2018/03/28	50.00
61849	Goldman Sachs SP (Asia) – Tencent R Bull CBBC Mar 2018 J	80,000,000	2017/10/12	2018/03/06	20.00
62021	Goldman Sachs SP (Asia) – Tencent R Bull CBBC Mar 2018 K	80,000,000	2017/10/12	2018/03/06	20.00
62022	Goldman Sachs SP (Asia) – Tencent R Bull CBBC Mar 2018 L	80,000,000	2017/10/12	2018/03/06	20.00
61714	Goldman Sachs SP (Asia) – Tencent R Bear CBBC Feb 2018 E	80,000,000	2017/10/12	2018/02/28	20.00
61802	HK Bank – CC Bank R Bull CBBC Sep 2018 A	80,000,000	2017/10/12	2018/09/03	20.00
61808	HK Bank – CNOOC R Bear CBBC Jul 2018 B	40,000,000	2017/10/12	2018/07/30	10.00
61811	HK Bank – Geely Auto R Bull CBBC Sep 2018 A	40,000,000	2017/10/12	2018/09/03	10.00
61817	HK Bank – Geely Auto R Bear CBBC Jul 2018 B	40,000,000	2017/10/12	2018/07/23	20.00
61804	HK Bank – Galaxy Ent R Bull CBBC Jul 2018 G	80,000,000	2017/10/12	2018/07/09	20.00
61788	HK Bank – HKEX R Bull CBBC Aug 2018 D	50,000,000	2017/10/12	2018/08/06	12.50
61781	HK Bank – HSCEI R Bull CBBC Apr 2018 L	60,000,000	2017/10/12	2018/04/27	15.00
61773	HK Bank – HSI R Bull CBBC Jul 2018 R	150,000,000	2017/10/12	2018/07/30	37.50

# MAIN BOARD CALLABLE BULL/BEAR CONTRACTS

Code	Callable Bull/Bear Contracts	No. of issue (units)	Listing date	Expiry	Amount raised (HK\$ mil.)
61777	HK Bank – HSI R Bull CBBC Jul 2018 S	100,000,000	2017/10/12	2018/07/30	25.00
61778	HK Bank – HSI R Bull CBBC Jul 2018 T	100,000,000	2017/10/12	2018/07/30	25.00
61779	HK Bank – HSI R Bear CBBC Apr 2018 S	100,000,000	2017/10/12	2018/04/27	25.00
61799	HK Bank – ICBC R Bull CBBC Sep 2018 A	80,000,000	2017/10/12	2018/09/03	20.00
61810	HK Bank – Ping An R Bull CBBC May 2018 E	80,000,000	2017/10/12	2018/05/07	20.00
61818	HK Bank – Tencent R Bull CBBC Sep 2018 B	60,000,000	2017/10/12	2018/09/03	15.00
61782	HK Bank – Tencent R Bear CBBC Aug 2018 I	50,000,000	2017/10/12	2018/08/06	25.00
61764	Haitong Int'l Sec – ABC R Bull CBBC Sep 2018 A	60,000,000	2017/10/12	2018/09/21	15.00
61717	Haitong Int'l Sec – CC Bank R Bull CBBC Sep 2018 A	60,000,000	2017/10/12	2018/09/19	15.00
61723	Haitong Int'l Sec – Evergrande R Bull CBBC Aug 2018 C	40,000,000	2017/10/12	2018/08/28	16.32
61721	Haitong Int'l Sec – Geely Auto R Bull CBBC Sep 2018 A	40,000,000	2017/10/12	2018/09/24	10.48
61718	Haitong Int'l Sec – ICBC R Bull CBBC Sep 2018 A	60,000,000	2017/10/12	2018/09/20	15.00
62649	J P Morgan SP BV – CC Bank R Bull CBBC Aug 2018 F	150,000,000	2017/10/12	2018/08/17	37.50
62678	J P Morgan SP BV – CSOP A50 ETF R Bull CBBC Feb 2018 C	100,000,000	2017/10/12	2018/02/15	25.00
62737	J P Morgan SP BV – HSI R Bull CBBC Oct 2018 R	200,000,000	2017/10/12	2018/10/30	50.00
62753	J P Morgan SP BV – HSI R Bull CBBC Nov 2018 I	200,000,000	2017/10/12	2018/11/29	50.00
62755	J P Morgan SP BV – HSI R Bull CBBC Dec 2018 W	200,000,000	2017/10/12	2018/12/28	50.00
62629	J P Morgan SP BV – HSI R Bull CBBC Sep 2019 H	200,000,000	2017/10/12	2019/09/27	50.00
62759	J P Morgan SP BV – HSI R Bull CBBC Sep 2019 I	200,000,000	2017/10/12	2019/09/27	50.00
62574	J P Morgan SP BV – HSI R Bear CBBC Jan 2018 I	200,000,000	2017/10/12	2018/01/30	50.00
62577	J P Morgan SP BV – HSI R Bear CBBC Jan 2018 J	200,000,000	2017/10/12	2018/01/30	50.00
62595	J P Morgan SP BV – HSI R Bear CBBC Jan 2018 K	200,000,000	2017/10/12	2018/01/30	50.00
62651	J P Morgan SP BV – ICBC R Bull CBBC Aug 2018 D	150,000,000	2017/10/12	2018/08/17	37.50
62677	J P Morgan SP BV – Tencent R Bull CBBC Jan 2018 B	60,000,000	2017/10/12	2018/01/19	15.00
62029	Macquarie Bank Ltd. – ICBC R Bull CBBC Sep 2018 B	40,000,000	2017/10/12	2018/09/26	10.00
62030	Macquarie Bank Ltd. – ICBC R Bull CBBC Sep 2018 C	40,000,000	2017/10/12	2018/09/26	10.04
62041	Macquarie Bank Ltd. – Tencent R Bull CBBC Apr 2018 P	15,000,000	2017/10/12	2018/04/30	10.08
62040	Macquarie Bank Ltd. – Tencent R Bear CBBC Apr 2018 P	15,000,000	2017/10/12	2018/04/30	10.01
61858	SG Issuer – BOCL R Bull CBBC Sep 2018 A	40,000,000	2017/10/12	2018/09/27	10.00
61715	SG Issuer – CMob R Bull CBBC Oct 2018 D	100,000,000	2017/10/12	2018/10/22	25.00
61862	SG Issuer – HKEX R Bull CBBC Jun 2018 J	50,000,000	2017/10/12	2018/06/13	12.50
61866	SG Issuer – HSBC R Bull CBBC Jul 2018 C	100,000,000	2017/10/12	2018/07/11	25.00
62343	SG Issuer – HSI R Bull CBBC Apr 2019 S	200,000,000	2017/10/12	2019/04/29	50.00
62354	SG Issuer – HSI R Bull CBBC Apr 2019 T	200,000,000	2017/10/12	2019/04/29	50.00
62359	SG Issuer – HSI R Bull CBBC Jul 2019 I	200,000,000	2017/10/12	2019/07/30	50.00
62364	SG Issuer – HSI R Bull CBBC Jul 2019 J	200,000,000	2017/10/12	2019/07/30	50.00
62372	SG Issuer – HSI R Bull CBBC Jul 2019 K	200,000,000	2017/10/12	2019/07/30	50.00
62405	SG Issuer – HSI R Bull CBBC Jul 2019 L	200,000,000	2017/10/12	2019/07/30	50.00
62257	SG Issuer – HSI R Bear CBBC Jan 2018 A	200,000,000	2017/10/12	2018/01/30	50.00
62263	SG Issuer – HSI R Bear CBBC Jan 2018 J	200,000,000	2017/10/12	2018/01/30	50.00
62259	SG Issuer – HSI R Bear CBBC Jan 2018 U	200,000,000	2017/10/12	2018/01/30	50.00
62246	SG Issuer – HSI R Bear CBBC Jan 2018 Z	200,000,000	2017/10/12	2018/01/30	50.00
61701	SG Issuer – HSI R Bear CBBC Feb 2018 U	200,000,000	2017/10/12	2018/02/27	50.00
62319	SG Issuer – HSI R Bear CBBC Feb 2018 V	200,000,000	2017/10/12	2018/02/27	50.00
62331	SG Issuer – HSI R Bear CBBC Feb 2018 W	200,000,000	2017/10/12	2018/02/27	50.00



## MAIN BOARD CALLABLE BULL/BEAR CONTRACTS

Code	Callable Bull/Bear Contracts	No. of issue (units)	Listing date	Expiry	Amount raised (HK\$ mil.)
62332	SG Issuer – HSI R Bear CBBC Mar 2018 N	200,000,000	2017/10/12	2018/03/28	65.00
61873	SG Issuer – ICBC R Bull CBBC Oct 2018 A	60,000,000	2017/10/12	2018/10/09	15.00
61874	SG Issuer – Tencent R Bull CBBC Jun 2018 H	80,000,000	2017/10/12	2018/06/22	20.00
62518	SG Issuer – Tencent R Bull CBBC Aug 2018 D	80,000,000	2017/10/12	2018/08/30	20.00
62008	UBS AG – HSCEI R Bull CBBC Sep 2018 C	100,000,000	2017/10/12	2018/09/27	25.00
61987	UBS AG – HSI R Bull CBBC Nov 2018 P	250,000,000	2017/10/12	2018/11/29	62.50
61972	UBS AG – HSI R Bull CBBC Dec 2018 H	200,000,000	2017/10/12	2018/12/28	50.00
61983	UBS AG – HSI R Bull CBBC Dec 2018 I	200,000,000	2017/10/12	2018/12/28	50.00
61991	UBS AG – HSI R Bull CBBC Apr 2019 D	250,000,000	2017/10/12	2019/04/29	62.50
61937	UBS AG – HSI R Bear CBBC Jan 2018 D	250,000,000	2017/10/12	2018/01/30	62.50
61941	UBS AG – HSI R Bear CBBC Jan 2018 E	250,000,000	2017/10/12	2018/01/30	62.50
61942	UBS AG – HSI R Bear CBBC Jan 2018 F	200,000,000	2017/10/12	2018/01/30	50.00
61949	UBS AG – HSI R Bear CBBC Feb 2018 E	250,000,000	2017/10/12	2018/02/27	62.50
61950	UBS AG – HSI R Bear CBBC Feb 2018 F	200,000,000	2017/10/12	2018/02/27	50.00
61955	UBS AG – HSI R Bear CBBC Feb 2018 G	250,000,000	2017/10/12	2018/02/27	62.50
61957	UBS AG – HSI R Bear CBBC Feb 2018 H	250,000,000	2017/10/12	2018/02/27	70.00
61971	UBS AG – HSI R Bear CBBC Feb 2018 I	250,000,000	2017/10/12	2018/02/27	62.50
62020	UBS AG – Tencent R Bear CBBC Jun 2018 A	50,000,000	2017/10/12	2018/06/11	22.50
64020	Credit Suisse AG – AIA R Bull CBBC Jul 2018 B	70,000,000	2017/10/13	2018/07/13	17.50
64028	Credit Suisse AG – CSOP A50 ETF R Bull CBBC Apr 2018 F	50,000,000	2017/10/13	2018/04/27	12.50
63973	Credit Suisse AG – Geely Auto R Bull CBBC Apr 2018 H	40,000,000	2017/10/13	2018/04/26	10.00
63974	Credit Suisse AG – Geely Auto R Bear CBBC Apr 2018 J	40,000,000	2017/10/13	2018/04/19	15.20
64065	Credit Suisse AG – HSCEI R Bull CBBC Apr 2018 N	100,000,000	2017/10/13	2018/04/27	25.00
63914	Credit Suisse AG – HSI R Bull CBBC Feb 2018 U	200,000,000	2017/10/13	2018/02/27	50.00
63892	Credit Suisse AG – HSI R Bull CBBC May 2018 W	200,000,000	2017/10/13	2018/05/30	50.00
63904	Credit Suisse AG – HSI R Bull CBBC Aug 2018 H	200,000,000	2017/10/13	2018/08/30	50.00
63945	Credit Suisse AG – HSI R Bull CBBC Aug 2018 I	200,000,000	2017/10/13	2018/08/30	50.00
63853	Credit Suisse AG – HSI R Bear CBBC Feb 2018 M	200,000,000	2017/10/13	2018/02/27	50.00
63884	Credit Suisse AG – HSI R Bear CBBC Feb 2018 T	200,000,000	2017/10/13	2018/02/27	50.00
64025	Credit Suisse AG – Ping An R Bull CBBC Aug 2018 F	70,000,000	2017/10/13	2018/08/09	17.50
64064	Credit Suisse AG – Sands China R Bear CBBC Jul 2018 A	50,000,000	2017/10/13	2018/07/06	12.50
63992	Credit Suisse AG – Tencent R Bull CBBC Jul 2018 N	50,000,000	2017/10/13	2018/07/25	12.50
63170	Goldman Sachs SP (Asia) – HSI R Bull CBBC Dec 2018 P	200,000,000	2017/10/13	2018/12/28	50.00
63196	Goldman Sachs SP (Asia) – HSI R Bull CBBC Dec 2018 Q	200,000,000	2017/10/13	2018/12/28	50.00
62802	Goldman Sachs SP (Asia) – HSI R Bear CBBC Jan 2018 D	200,000,000	2017/10/13	2018/01/30	50.00
62819	Goldman Sachs SP (Asia) – HSI R Bear CBBC Jan 2018 E	200,000,000	2017/10/13	2018/01/30	50.00
63851	Goldman Sachs SP (Asia) – HSI R Bear CBBC Jan 2018 F	200,000,000	2017/10/13	2018/01/30	50.00
62887	Goldman Sachs SP (Asia) – HSI R Bear CBBC Mar 2018 C	200,000,000	2017/10/13	2018/03/28	50.00
62900	Goldman Sachs SP (Asia) – HSI R Bear CBBC Mar 2018 D	200,000,000	2017/10/13	2018/03/28	50.00
63199	Goldman Sachs SP (Asia) – HSI R Bear CBBC Mar 2018 E	200,000,000	2017/10/13	2018/03/28	50.00
63208	Goldman Sachs SP (Asia) – HSI R Bear CBBC Mar 2018 F	200,000,000	2017/10/13	2018/03/28	50.00
63211	Goldman Sachs SP (Asia) – HSI R Bear CBBC Mar 2018 G	200,000,000	2017/10/13	2018/03/28	50.00
63244	Goldman Sachs SP (Asia) – HSI R Bear CBBC Mar 2018 J	200,000,000	2017/10/13	2018/03/28	50.00
63405	Goldman Sachs SP (Asia) – Tencent R Bull CBBC Mar 2018 M	80,000,000	2017/10/13	2018/03/09	20.00
63837	Goldman Sachs SP (Asia) – Tencent R Bull CBBC Mar 2018 N	80,000,000	2017/10/13	2018/03/09	20.00

# MAIN BOARD CALLABLE BULL/BEAR CONTRACTS

Code	Callable Bull/Bear Contracts	No. of issue (units)	Listing date	Expiry	Amount raised (HK\$ mil.)
62904	Goldman Sachs SP (Asia) – Tencent R Bear CBBC Mar 2018 E	80,000,000	2017/10/13	2018/03/05	20.00
63841	Goldman Sachs SP (Asia) – Tencent R Bear CBBC Mar 2018 F	80,000,000	2017/10/13	2018/03/09	20.00
62975	HK Bank – CSOP A50 ETF R Bull CBBC Aug 2018 A	50,000,000	2017/10/13	2018/08/06	12.50
62998	HK Bank – Evergrande R Bull CBBC Sep 2018 A	80,000,000	2017/10/13	2018/09/17	20.00
63100	HK Bank – Geely Auto R Bull CBBC Aug 2018 G	40,000,000	2017/10/13	2018/08/27	10.00
63025	HK Bank – Geely Auto R Bull CBBC Sep 2018 B	40,000,000	2017/10/13	2018/09/10	18.00
62978	HK Bank – Geely Auto R Bear CBBC Sep 2018 D	40,000,000	2017/10/13	2018/09/03	22.00
63071	HK Bank – HS H-SH ETF R Bull CBBC Apr 2018 C	50,000,000	2017/10/13	2018/04/30	12.50
62924	HK Bank – HSCEI R Bull CBBC Apr 2018 M	60,000,000	2017/10/13	2018/04/27	15.00
62926	HK Bank – HSI R Bull CBBC Jul 2018 U	100,000,000	2017/10/13	2018/07/30	25.00
62935	HK Bank – HSI R Bull CBBC Jul 2018 V	150,000,000	2017/10/13	2018/07/30	37.50
62941	HK Bank – HSI R Bull CBBC Jul 2018 W	100,000,000	2017/10/13	2018/07/30	25.00
62955	HK Bank – HSI R Bear CBBC Jul 2018 T	100,000,000	2017/10/13	2018/07/30	25.00
62976	HK Bank – SHK Ppt R Bull CBBC May 2018 A	40,000,000	2017/10/13	2018/05/07	10.00
63086	HK Bank – Tencent R Bull CBBC Sep 2018 C	60,000,000	2017/10/13	2018/09/17	15.00
63093	HK Bank – Tencent R Bull CBBC Sep 2018 D	60,000,000	2017/10/13	2018/09/03	15.00
63098	HK Bank – Tencent R Bear CBBC Aug 2018 J	50,000,000	2017/10/13	2018/08/13	27.50
63124	J P Morgan SP BV – Geely Auto R Bull CBBC Dec 2018 A	200,000,000	2017/10/13	2018/12/21	50.00
63547	J P Morgan SP BV – HKEX R Bull CBBC Jan 2018 K	40,000,000	2017/10/13	2018/01/19	10.00
63551	J P Morgan SP BV – HSBC R Bull CBBC Jun 2018 D	100,000,000	2017/10/13	2018/06/15	25.00
63458	J P Morgan SP BV – HSI R Bull CBBC Dec 2018 X	200,000,000	2017/10/13	2018/12/28	50.00
63528	J P Morgan SP BV – HSI R Bull CBBC Dec 2018 Y	200,000,000	2017/10/13	2018/12/28	50.00
63421	J P Morgan SP BV – HSI R Bull CBBC Sep 2019 J	200,000,000	2017/10/13	2019/09/27	50.00
63539	J P Morgan SP BV – HSI R Bull CBBC Oct 2019 A	200,000,000	2017/10/13	2019/10/30	50.00
63106	J P Morgan SP BV – HSI R Bear CBBC Jan 2018 L	200,000,000	2017/10/13	2018/01/30	50.00
63102	J P Morgan SP BV – HSI R Bear CBBC Jan 2018 M	200,000,000	2017/10/13	2018/01/30	50.00
63844	J P Morgan SP BV – HSI R Bear CBBC Feb 2018 V	200,000,000	2017/10/13	2018/02/27	50.00
63850	J P Morgan SP BV – HSI R Bear CBBC Feb 2018 W	200,000,000	2017/10/13	2018/02/27	60.00
63541	J P Morgan SP BV – Tencent R Bull CBBC Jan 2018 I	60,000,000	2017/10/13	2018/01/19	15.00
63542	J P Morgan SP BV – Tencent R Bull CBBC Jan 2018 M	60,000,000	2017/10/13	2018/01/19	15.00
63546	J P Morgan SP BV – Tencent R Bear CBBC Mar 2018 K	40,000,000	2017/10/13	2018/03/16	12.00
63368	Macquarie Bank Ltd. – Tencent R Bull CBBC Apr 2018 Q	15,000,000	2017/10/13	2018/04/30	10.01
64114	SG Issuer – CCB R Bull CBBC Oct 2018 B	100,000,000	2017/10/13	2018/10/10	25.00
64132	SG Issuer – Evergrande R Bull CBBC Oct 2018 A	100,000,000	2017/10/13	2018/10/26	25.00
64152	SG Issuer – Evergrande R Bull CBBC Nov 2018 A	100,000,000	2017/10/13	2018/11/29	25.00
64153	SG Issuer – Geely Auto R Bull CBBC Oct 2018 A	40,000,000	2017/10/13	2018/10/12	10.00
64167	SG Issuer – Geely Auto R Bull CBBC Dec 2018 A	100,000,000	2017/10/13	2018/12/14	25.00
64158	SG Issuer – Geely Auto R Bear CBBC Nov 2018 A	100,000,000	2017/10/13	2018/11/12	25.00
64169	SG Issuer – Geely Auto R Bear CBBC Dec 2018 A	100,000,000	2017/10/13	2018/12/21	25.00
64106	SG Issuer – HSCEI R Bull CBBC Nov 2018 K	200,000,000	2017/10/13	2018/11/29	50.00
64107	SG Issuer – HSCEI R Bull CBBC Dec 2018 H	200,000,000	2017/10/13	2018/12/28	50.00
64112	SG Issuer – HSCEI R Bull CBBC Dec 2018 I	200,000,000	2017/10/13	2018/12/28	50.00
64076	SG Issuer – HSCEI R Bear CBBC May 2018 A	200,000,000	2017/10/13	2018/05/30	50.00
64105	SG Issuer – HSCEI R Bear CBBC Sep 2018 B	200,000,000	2017/10/13	2018/09/27	50.00
64232	SG Issuer – HSI R Bull CBBC Mar 2019 U	200,000,000	2017/10/13	2019/03/28	50.00

# MAIN BOARD CALLABLE BULL/BEAR CONTRACTS

Code	Callable Bull/Bear Contracts	No. of issue (units)	Listing date	Expiry	Amount raised (HK\$ mil.)
64233	SG Issuer – HSI R Bull CBBC Mar 2019 V	200,000,000	2017/10/13	2019/03/28	50.00
64255	SG Issuer – HSI R Bull CBBC Mar 2019 W	200,000,000	2017/10/13	2019/03/28	50.00
64198	SG Issuer – HSI R Bull CBBC Apr 2019 U	200,000,000	2017/10/13	2019/04/29	50.00
64257	SG Issuer – HSI R Bull CBBC Apr 2019 V	200,000,000	2017/10/13	2019/04/29	50.00
64204	SG Issuer – HSI R Bear CBBC Jan 2018 L	200,000,000	2017/10/13	2018/01/30	50.00
64214	SG Issuer – HSI R Bear CBBC Feb 2018 X	200,000,000	2017/10/13	2018/02/27	50.00
64226	SG Issuer – HSI R Bear CBBC Mar 2018 O	200,000,000	2017/10/13	2018/03/28	50.00
64172	SG Issuer – ICBC R Bull CBBC Sep 2018 C	60,000,000	2017/10/13	2018/09/24	15.00
64174	SG Issuer – Tencent R Bull CBBC Jun 2018 I	80,000,000	2017/10/13	2018/06/26	20.00
63756	UBS AG – HSI R Bull CBBC Nov 2018 T	200,000,000	2017/10/13	2018/11/29	50.00
63735	UBS AG – HSI R Bull CBBC Dec 2018 J	250,000,000	2017/10/13	2018/12/28	62.50
63745	UBS AG – HSI R Bull CBBC Dec 2018 K	250,000,000	2017/10/13	2018/12/28	62.50
63712	UBS AG – HSI R Bull CBBC Apr 2019 E	200,000,000	2017/10/13	2019/04/29	50.00
63725	UBS AG – HSI R Bull CBBC Apr 2019 F	250,000,000	2017/10/13	2019/04/29	62.50
63580	UBS AG – HSI R Bear CBBC Jan 2018 G	250,000,000	2017/10/13	2018/01/30	62.50
63582	UBS AG – HSI R Bear CBBC Jan 2018 I	250,000,000	2017/10/13	2018/01/30	62.50
63554	UBS AG – HSI R Bear CBBC Feb 2018 J	250,000,000	2017/10/13	2018/02/27	62.50
63587	UBS AG – HSI R Bear CBBC Feb 2018 K	250,000,000	2017/10/13	2018/02/27	62.50
63658	UBS AG – HSI R Bear CBBC Feb 2018 L	250,000,000	2017/10/13	2018/02/27	62.50
63706	UBS AG – HSI R Bear CBBC Feb 2018 M	250,000,000	2017/10/13	2018/02/27	72.50
63698	UBS AG – HSI R Bear CBBC Mar 2018 A	250,000,000	2017/10/13	2018/03/28	62.50
63784	UBS AG – Tencent R Bull CBBC Jul 2018 G	50,000,000	2017/10/13	2018/07/09	12.50
63793	UBS AG – Tencent R Bull CBBC Jul 2018 H	50,000,000	2017/10/13	2018/07/16	12.50
64659	Credit Suisse AG – Geely Auto R Bull CBBC Apr 2018 I	40,000,000	2017/10/16	2018/04/11	16.00
64664	Credit Suisse AG – HKEX R Bull CBBC Jun 2018 O	50,000,000	2017/10/16	2018/06/28	12.50
64652	Credit Suisse AG – HSI R Bull CBBC Feb 2018 K	200,000,000	2017/10/16	2018/02/27	50.00
64616	Credit Suisse AG – HSI R Bull CBBC Aug 2018 J	200,000,000	2017/10/16	2018/08/30	50.00
64618	Credit Suisse AG – HSI R Bull CBBC Aug 2018 L	200,000,000	2017/10/16	2018/08/30	50.00
64655	Credit Suisse AG – HSI R Bear CBBC Apr 2018 B	200,000,000	2017/10/16	2018/04/27	50.00
64658	Credit Suisse AG – HSI R Bear CBBC Apr 2018 C	200,000,000	2017/10/16	2018/04/27	50.00
64805	Goldman Sachs SP (Asia) – HKEX R Bull CBBC Jun 2018 A	80,000,000	2017/10/16	2018/06/25	20.00
64809	Goldman Sachs SP (Asia) – HKEX R Bull CBBC Jun 2018 B	80,000,000	2017/10/16	2018/06/19	20.00
64277	Goldman Sachs SP (Asia) – HSI R Bull CBBC Apr 2019 H	200,000,000	2017/10/16	2019/04/29	50.00
64278	Goldman Sachs SP (Asia) – HSI R Bull CBBC Apr 2019 I	200,000,000	2017/10/16	2019/04/29	50.00
64665	Goldman Sachs SP (Asia) – HSI R Bear CBBC Jan 2018 G	200,000,000	2017/10/16	2018/01/30	50.00
64693	Goldman Sachs SP (Asia) – HSI R Bear CBBC Feb 2018 V	200,000,000	2017/10/16	2018/02/27	50.00
64717	Goldman Sachs SP (Asia) – HSI R Bear CBBC Feb 2018 W	200,000,000	2017/10/16	2018/02/27	50.00
64721	Goldman Sachs SP (Asia) – HSI R Bear CBBC Feb 2018 X	200,000,000	2017/10/16	2018/02/27	53.60
64724	Goldman Sachs SP (Asia) – HSI R Bear CBBC Feb 2018 Y	200,000,000	2017/10/16	2018/02/27	55.60
64808	Goldman Sachs SP (Asia) – Ping An R Bull CBBC Jun 2018 A	80,000,000	2017/10/16	2018/06/11	20.00
64807	Goldman Sachs SP (Asia) – Tencent R Bear CBBC Feb 2018 F	80,000,000	2017/10/16	2018/02/23	28.48
64516	HK Bank – AIA R Bull CBBC Jul 2018 F	60,000,000	2017/10/16	2018/07/09	15.00
64489	HK Bank – Geely Auto R Bull CBBC Aug 2018 H	40,000,000	2017/10/16	2018/08/13	10.00
64359	HK Bank – HKEX R Bull CBBC Sep 2018 A	50,000,000	2017/10/16	2018/09/17	12.50
64358	HK Bank – HKEX R Bull CBBC Oct 2018 A	50,000,000	2017/10/16	2018/10/08	12.50

# MAIN BOARD CALLABLE BULL/BEAR CONTRACTS

Code	Callable Bull/Bear Contracts	No. of issue (units)	Listing date	Expiry	Amount raised (HK\$ mil.)
64365	HK Bank – HSI R Bull CBBC Jul 2018 X	100,000,000	2017/10/16	2018/07/30	25.00
64381	HK Bank – HSI R Bear CBBC Apr 2018 T	150,000,000	2017/10/16	2018/04/27	37.50
64383	HK Bank – HSI R Bear CBBC Apr 2018 U	100,000,000	2017/10/16	2018/04/27	25.00
64493	HK Bank – Sands China R Bear CBBC Apr 2018 E	40,000,000	2017/10/16	2018/04/16	10.00
64495	HK Bank – Tencent R Bull CBBC Apr 2018 Z	60,000,000	2017/10/16	2018/04/09	15.00
64507	HK Bank – Tencent R Bear CBBC Jul 2018 M	50,000,000	2017/10/16	2018/07/09	20.00
64290	Haitong Int'l Sec – Geely Auto R Bull CBBC Jul 2018 C	40,000,000	2017/10/16	2018/07/06	12.92
64300	Haitong Int'l Sec – Geely Auto R Bear CBBC Apr 2018 B	40,000,000	2017/10/16	2018/04/26	14.40
64321	Haitong Int'l Sec – Galaxy Ent R Bear CBBC Apr 2018 A	80,000,000	2017/10/16	2018/04/25	20.00
64322	Haitong Int'l Sec – HKEX R Bull CBBC Jul 2018 B	40,000,000	2017/10/16	2018/07/03	10.00
64289	Haitong Int'l Sec – Ping An R Bull CBBC May 2018 A	25,000,000	2017/10/16	2018/05/25	11.70
64301	Haitong Int'l Sec – Tencent R Bull CBBC Jun 2018 H	40,000,000	2017/10/16	2018/06/04	10.00
64598	J P Morgan SP BV – HKEX R Bull CBBC Jan 2018 L	40,000,000	2017/10/16	2018/01/19	10.00
64545	J P Morgan SP BV – HSI R Bull CBBC Oct 2018 T	200,000,000	2017/10/16	2018/10/30	50.00
64563	J P Morgan SP BV – HSI R Bull CBBC Nov 2018 K	200,000,000	2017/10/16	2018/11/29	50.00
64581	J P Morgan SP BV – HSI R Bull CBBC Dec 2018 Z	200,000,000	2017/10/16	2018/12/28	50.00
64599	J P Morgan SP BV – HSI R Bear CBBC Jan 2018 N	200,000,000	2017/10/16	2018/01/30	50.00
64600	J P Morgan SP BV – HSI R Bear CBBC Jan 2018 P	200,000,000	2017/10/16	2018/01/30	50.00
64592	J P Morgan SP BV – Tencent R Bull CBBC Jan 2018 J	60,000,000	2017/10/16	2018/01/19	15.00
64537	Macquarie Bank Ltd. – HKEX R Bull CBBC Sep 2018 B	20,000,000	2017/10/16	2018/09/27	10.08
64539	Macquarie Bank Ltd. – HKEX R Bull CBBC Sep 2018 C	20,000,000	2017/10/16	2018/09/27	10.04
64786	SG Issuer – CMob R Bull CBBC Nov 2018 A	100,000,000	2017/10/16	2018/11/22	25.00
64791	SG Issuer – HKEX R Bull CBBC Jul 2018 F	50,000,000	2017/10/16	2018/07/26	12.50
64761	SG Issuer – HSI R Bull CBBC Jul 2019 M	200,000,000	2017/10/16	2019/07/30	50.00
64536	SG Issuer – HSI R Bull CBBC Sep 2019 D	200,000,000	2017/10/16	2019/09/27	50.00
64759	SG Issuer – HSI R Bear CBBC Jan 2018 M	200,000,000	2017/10/16	2018/01/30	50.00
64760	SG Issuer – HSI R Bear CBBC Mar 2018 P	200,000,000	2017/10/16	2018/03/28	50.00
64518	SG Issuer – HSI R Bear CBBC Jul 2018 A	200,000,000	2017/10/16	2018/07/30	50.00
64519	SG Issuer – HSI R Bear CBBC Jul 2018 B	200,000,000	2017/10/16	2018/07/30	50.00
64323	SG Issuer – Ping An R Bull CBBC May 2018 H	100,000,000	2017/10/16	2018/05/16	25.00
64338	SG Issuer – Ping An R Bull CBBC Oct 2018 D	100,000,000	2017/10/16	2018/10/08	25.00
64347	SG Issuer – Tencent R Bull CBBC Apr 2018 T	80,000,000	2017/10/16	2018/04/24	20.00
64753	UBS AG – CSOP A50 ETF R Bull CBBC Feb 2018 A	40,000,000	2017/10/16	2018/02/05	10.00
64754	UBS AG – CSOP A50 ETF R Bull CBBC Feb 2018 B	40,000,000	2017/10/16	2018/02/26	10.00
64747	UBS AG – HSI R Bull CBBC Nov 2018 S	250,000,000	2017/10/16	2018/11/29	62.50
64746	UBS AG – HSI R Bull CBBC Nov 2018 V	250,000,000	2017/10/16	2018/11/29	62.50
64748	UBS AG – HSI R Bull CBBC Apr 2019 G	200,000,000	2017/10/16	2019/04/29	50.00
64750	UBS AG – HSI R Bear CBBC Jan 2018 J	250,000,000	2017/10/16	2018/01/30	62.50
64843	BNP Paribas Issuance B.V. – CSOP A50 ETF R Bull CBBC Jun 18C	60,000,000	2017/10/17	2018/06/28	15.00
64851	BNP Paribas Issuance B.V. – HKEX R Bull CBBC Aug 2018 N	50,000,000	2017/10/17	2018/08/30	12.50
64834	BNP Paribas Issuance B.V. – HSI R Bear CBBC Mar 2018 K	250,000,000	2017/10/17	2018/03/28	62.50
64849	BNP Paribas Issuance B.V. – Ping An R Bull CBBC Aug 2018 K	200,000,000	2017/10/17	2018/08/30	50.00
64852	BNP Paribas Issuance B.V. – Tencent R Bear CBBC Apr 2018 N	50,000,000	2017/10/17	2018/04/27	15.00
64927	Credit Suisse AG – China Mobile R Bear CBBC Mar 2018 B	50,000,000	2017/10/17	2018/03/29	12.50
64915	Credit Suisse AG – HKEX R Bull CBBC Jun 2018 P	50,000,000	2017/10/17	2018/06/22	12.50

# MAIN BOARD CALLABLE BULL/BEAR CONTRACTS

Code	Callable Bull/Bear Contracts	No. of issue (units)	Listing date	Expiry	Amount raised (HK\$ mil.)
64937	Credit Suisse AG – HSBC R Bull CBBC Jun 2018 C	100,000,000	2017/10/17	2018/06/22	25.00
64929	Credit Suisse AG – HSI R Bull CBBC Apr 2018 V	150,000,000	2017/10/17	2018/04/27	37.50
64934	Credit Suisse AG – HSI R Bull CBBC May 2018 X	200,000,000	2017/10/17	2018/05/30	50.00
64904	Credit Suisse AG – HSI R Bear CBBC Apr 2018 D	200,000,000	2017/10/17	2018/04/27	50.00
65015	Goldman Sachs SP (Asia) – HKEX R Bear CBBC Feb 2018 B	80,000,000	2017/10/17	2018/02/23	20.00
65021	Goldman Sachs SP (Asia) – HKEX R Bear CBBC Feb 2018 C	80,000,000	2017/10/17	2018/02/23	20.00
64974	Goldman Sachs SP (Asia) – HSI R Bull CBBC Apr 2019 J	200,000,000	2017/10/17	2019/04/29	50.00
64982	Goldman Sachs SP (Asia) – HSI R Bull CBBC Apr 2019 K	200,000,000	2017/10/17	2019/04/29	50.00
64887	Goldman Sachs SP (Asia) – HSI R Bear CBBC Jan 2018 H	200,000,000	2017/10/17	2018/01/30	50.00
64899	Goldman Sachs SP (Asia) – HSI R Bear CBBC Jan 2018 I	200,000,000	2017/10/17	2018/01/30	50.00
64902	Goldman Sachs SP (Asia) – HSI R Bear CBBC Jan 2018 J	200,000,000	2017/10/17	2018/01/30	50.00
64903	Goldman Sachs SP (Asia) – HSI R Bear CBBC Jan 2018 K	200,000,000	2017/10/17	2018/01/30	50.00
65008	Goldman Sachs SP (Asia) – Ping An R Bull CBBC Jun 2018 B	80,000,000	2017/10/17	2018/06/22	20.00
65020	Goldman Sachs SP (Asia) – Ping An R Bull CBBC Jun 2018 C	80,000,000	2017/10/17	2018/06/11	20.00
64884	HK Bank – China Mobile R Bull CBBC Jul 2018 B	50,000,000	2017/10/17	2018/07/30	12.50
64940	HK Bank – China Mobile R Bull CBBC Jul 2018 C	50,000,000	2017/10/17	2018/07/30	12.50
64877	HK Bank – CSOP A50 ETF R Bear CBBC May 2018 A	40,000,000	2017/10/17	2018/05/07	10.00
64882	HK Bank – Galaxy Ent R Bull CBBC Jul 2018 H	80,000,000	2017/10/17	2018/07/23	20.00
64944	HK Bank – HKEX R Bull CBBC Sep 2018 B	50,000,000	2017/10/17	2018/09/24	12.50
64878	HK Bank – HS H-SH ETF R Bear CBBC Aug 2018 A	40,000,000	2017/10/17	2018/08/13	10.00
64853	HK Bank – HSI R Bear CBBC Apr 2018 V	100,000,000	2017/10/17	2018/04/27	25.00
64876	HK Bank – HSI R Bear CBBC Sep 2018 E	150,000,000	2017/10/17	2018/09/27	37.50
65000	J P Morgan SP BV – HKEX R Bull CBBC Jan 2018 M	40,000,000	2017/10/17	2018/01/19	10.00
64998	J P Morgan SP BV – HSBC R Bull CBBC Jul 2018 C	100,000,000	2017/10/17	2018/07/20	25.00
65006	J P Morgan SP BV – HSI R Bull CBBC Sep 2019 K	200,000,000	2017/10/17	2019/09/27	50.00
65041	SG Issuer – CUni R Bull CBBC Jul 2018 C	40,000,000	2017/10/17	2018/07/12	10.00
65042	SG Issuer – HSBC R Bull CBBC Apr 2018 I	100,000,000	2017/10/17	2018/04/13	25.00
65047	SG Issuer – HSBC R Bull CBBC Sep 2018 I	100,000,000	2017/10/17	2018/09/07	25.00
65037	SG Issuer – HSI R Bear CBBC Feb 2018 Y	200,000,000	2017/10/17	2018/02/27	50.00
65040	SG Issuer – HSI R Bear CBBC Mar 2018 Q	200,000,000	2017/10/17	2018/03/28	50.00
65049	SG Issuer – Sands R Bull CBBC Oct 2018 C	60,000,000	2017/10/17	2018/10/12	15.00
64962	UBS AG – HKEX R Bull CBBC Jun 2018 C	50,000,000	2017/10/17	2018/06/04	12.50
64964	UBS AG – HKEX R Bull CBBC Jun 2018 D	50,000,000	2017/10/17	2018/06/11	12.50
64967	UBS AG – HSBC R Bull CBBC Jul 2018 D	50,000,000	2017/10/17	2018/07/11	12.50
64972	UBS AG – HSI R Bull CBBC Dec 2018 L	250,000,000	2017/10/17	2018/12/28	62.50
64953	UBS AG – HSI R Bear CBBC Jan 2018 K	250,000,000	2017/10/17	2018/01/30	62.50
64946	UBS AG – HSI R Bear CBBC Feb 2018 N	250,000,000	2017/10/17	2018/02/27	62.50
64959	UBS AG – HSI R Bear CBBC Feb 2018 O	250,000,000	2017/10/17	2018/02/27	62.50
64948	UBS AG – HSI R Bear CBBC Mar 2018 B	250,000,000	2017/10/17	2018/03/28	62.50
64956	UBS AG – HSI R Bear CBBC Mar 2018 C	250,000,000	2017/10/17	2018/03/28	62.50
64961	UBS AG – Tencent R Bull CBBC Aug 2018 A	50,000,000	2017/10/17	2018/08/06	12.50
65173	Credit Suisse AG – CUni R Bull CBBC Mar 2018 B	50,000,000	2017/10/18	2018/03/02	12.50
65187	Credit Suisse AG – HSI R Bull CBBC Feb 2018 F	200,000,000	2017/10/18	2018/02/27	50.00
65167	Credit Suisse AG – HSI R Bull CBBC Feb 2018 M	200,000,000	2017/10/18	2018/02/27	50.00
65164	Credit Suisse AG – HSI R Bear CBBC Mar 2018 N	150,000,000	2017/10/18	2018/03/28	37.50



# MAIN BOARD CALLABLE BULL/BEAR CONTRACTS

Code	Callable Bull/Bear Contracts	No. of issue (units)	Listing date	Expiry	Amount raised (HK\$ mil.)
65178	Credit Suisse AG – ICBC R Bull CBBC Sep 2018 M	70,000,000	2017/10/18	2018/09/19	17.50
65091	Bank of East Asia – Geely Auto R Bull CBBC Aug 2018 A	30,000,000	2017/10/18	2018/08/03	10.80
65110	Bank of East Asia – Geely Auto R Bull CBBC Aug 2018 B	40,000,000	2017/10/18	2018/08/03	10.00
65117	Bank of East Asia – Great Wall Motor R Bull CBBC Aug 2018 A	30,000,000	2017/10/18	2018/08/03	10.20
65090	Bank of East Asia – HKEX R Bull CBBC Aug 2018 A	40,000,000	2017/10/18	2018/08/03	10.00
65088	Bank of East Asia – Tencent R Bull CBBC Aug 2018 C	40,000,000	2017/10/18	2018/08/03	10.00
65189	Goldman Sachs SP (Asia) – HSI R Bull CBBC Mar 2019 C	200,000,000	2017/10/18	2019/03/28	50.00
65202	Goldman Sachs SP (Asia) – Ping An R Bull CBBC Jun 2018 D	80,000,000	2017/10/18	2018/06/15	20.00
65205	Goldman Sachs SP (Asia) – Ping An R Bear CBBC Aug 2018 A	80,000,000	2017/10/18	2018/08/06	20.00
65058	HK Bank – CNOOC R Bear CBBC Aug 2018 A	40,000,000	2017/10/18	2018/08/13	10.00
65144	HK Bank – Great Wall Motor R Bull CBBC Aug 2018 A	40,000,000	2017/10/18	2018/08/13	10.00
65148	HK Bank – Great Wall Motor R Bear CBBC Jul 2018 B	40,000,000	2017/10/18	2018/07/30	10.00
65055	HK Bank – Ping An R Bear CBBC May 2018 D	40,000,000	2017/10/18	2018/05/07	10.00
65066	Haitong Int'l Sec – CM Bank R Bull CBBC May 2018 A	40,000,000	2017/10/18	2018/05/24	12.52
65068	Haitong Int'l Sec – China Shenhua R Bull CBBC May 2018 A	40,000,000	2017/10/18	2018/05/21	10.00
65074	Haitong Int'l Sec – Great Wall Motor R Bull CBBC May 2018 A	60,000,000	2017/10/18	2018/05/02	15.00
65087	Haitong Int'l Sec – Great Wall Motor R Bull CBBC May 2018 B	60,000,000	2017/10/18	2018/05/03	15.00
65067	Haitong Int'l Sec – Sands China R Bull CBBC May 2018 A	40,000,000	2017/10/18	2018/05/23	12.84
65060	Haitong Int'l Sec – Sunny Optical R Bull CBBC Jun 2018 A	40,000,000	2017/10/18	2018/06/13	10.00
65143	Haitong Int'l Sec – Sunny Optical R Bull CBBC Jun 2018 B	40,000,000	2017/10/18	2018/06/14	10.60
65118	SG Issuer – COVS R Bull CBBC Aug 2018 B	40,000,000	2017/10/18	2018/08/17	10.00
65122	SG Issuer – Greatwall Motor R Bull CBBC Jul 2018 A	40,000,000	2017/10/18	2018/07/30	10.00
65132	SG Issuer – Greatwall Motor R Bull CBBC Sep 2018 A	40,000,000	2017/10/18	2018/09/27	10.00
65054	SG Issuer – HKEX R Bull CBBC Apr 2018 F	50,000,000	2017/10/18	2018/04/09	12.50
65191	SG Issuer – HSI R Bull CBBC Mar 2019 X	200,000,000	2017/10/18	2019/03/28	50.00
65199	SG Issuer – HSI R Bull CBBC Apr 2019 W	200,000,000	2017/10/18	2019/04/29	50.00
65190	SG Issuer – HSI R Bear CBBC Mar 2018 R	200,000,000	2017/10/18	2018/03/28	50.00
65134	SG Issuer – Tencent R Bull CBBC Aug 2018 E	80,000,000	2017/10/18	2018/08/09	20.00
65159	UBS AG – BOCL R Bull CBBC Aug 2018 B	60,000,000	2017/10/18	2018/08/13	15.00
65160	UBS AG – HSBC R Bear CBBC Aug 2018 A	50,000,000	2017/10/18	2018/08/23	12.50
65156	UBS AG – HSI R Bull CBBC Dec 2018 M	250,000,000	2017/10/18	2018/12/28	62.50
65151	UBS AG – HSI R Bear CBBC Jan 2018 H	250,000,000	2017/10/18	2018/01/30	62.50
65157	UBS AG – HSI R Bear CBBC Feb 2018 P	250,000,000	2017/10/18	2018/02/27	62.50
65158	UBS AG – HSI R Bear CBBC Mar 2018 D	250,000,000	2017/10/18	2018/03/28	62.50
65217	BNP Paribas Issuance B.V. – HSI R Bull CBBC Aug 2018 Z	250,000,000	2017/10/19	2018/08/30	62.50
65214	BNP Paribas Issuance B.V. – HSI R Bear CBBC Mar 2018 T	250,000,000	2017/10/19	2018/03/28	62.50
65206	BNP Paribas Issuance B.V. – Tencent R Bull CBBC Aug 2018 L	50,000,000	2017/10/19	2018/08/30	12.50
65318	Credit Suisse AG – HSBC R Bull CBBC Jun 2018 D	100,000,000	2017/10/19	2018/06/29	25.00
65321	Credit Suisse AG – HSI R Bull CBBC May 2018 Z	200,000,000	2017/10/19	2018/05/30	50.00
65306	Credit Suisse AG – HSI R Bear CBBC Feb 2018 A	200,000,000	2017/10/19	2018/02/27	50.00
65317	Credit Suisse AG – Ping An R Bull CBBC Aug 2018 G	100,000,000	2017/10/19	2018/08/16	25.00
65286	Bank of East Asia – AIA R Bull CBBC Aug 2018 A	40,000,000	2017/10/19	2018/08/03	10.00
65262	Bank of East Asia – China Mobile R Bull CBBC Aug 2018 A	60,000,000	2017/10/19	2018/08/03	15.00
65279	Bank of East Asia – CSOP A50 ETF R Bull CBBC Aug 2018 A	40,000,000	2017/10/19	2018/08/03	10.00
65265	Bank of East Asia – Ping An R Bull CBBC Jun 2018 L	16,000,000	2017/10/19	2018/06/15	10.40



# MAIN BOARD CALLABLE BULL/BEAR CONTRACTS

Code	Callable Bull/Bear Contracts	No. of issue (units)	Listing date	Expiry	Amount raised (HK\$ mil.)
65276	Bank of East Asia – Ping An R Bull CBBC Jun 2018 M	16,000,000	2017/10/19	2018/06/15	10.40
65331	Goldman Sachs SP (Asia) – HSCEI R Bull CBBC Nov 2018 B	200,000,000	2017/10/19	2018/11/29	50.00
65329	Goldman Sachs SP (Asia) – HSCEI R Bear CBBC Mar 2018 C	200,000,000	2017/10/19	2018/03/28	50.00
65254	Goldman Sachs SP (Asia) – HSI R Bull CBBC Mar 2019 D	200,000,000	2017/10/19	2019/03/28	50.00
65258	Goldman Sachs SP (Asia) – HSI R Bear CBBC Jan 2018 L	200,000,000	2017/10/19	2018/01/30	50.00
65253	HK Bank – CM Bank R Bull CBBC May 2018 B	40,000,000	2017/10/19	2018/05/07	10.00
65252	HK Bank – HSCEI R Bear CBBC Oct 2018 A	50,000,000	2017/10/19	2018/10/30	12.50
65238	HK Bank – HSI R Bull CBBC Jul 2018 Y	150,000,000	2017/10/19	2018/07/30	37.50
65251	HK Bank – HSI R Bear CBBC Oct 2018 E	150,000,000	2017/10/19	2018/10/30	37.50
65231	HK Bank – ICBC R Bull CBBC Sep 2018 B	80,000,000	2017/10/19	2018/09/17	20.00
65232	HK Bank – ICBC R Bear CBBC Aug 2018 A	40,000,000	2017/10/19	2018/08/27	10.00
65351	J P Morgan SP BV – HSI R Bull CBBC Sep 2019 L	200,000,000	2017/10/19	2019/09/27	50.00
65345	J P Morgan SP BV – HSI R Bear CBBC Jan 2018 R	200,000,000	2017/10/19	2018/01/30	50.00
65348	J P Morgan SP BV – HSI R Bear CBBC Feb 2018 X	200,000,000	2017/10/19	2018/02/27	50.00
65375	J P Morgan SP BV – Ping An R Bull CBBC Apr 2018 D	100,000,000	2017/10/19	2018/04/20	25.00
65293	Macquarie Bank Ltd. – HSI R Bull CBBC Nov 2018 A	40,000,000	2017/10/19	2018/11/29	10.00
65297	Macquarie Bank Ltd. – HSI R Bull CBBC Nov 2018 B	40,000,000	2017/10/19	2018/11/29	10.00
65300	Macquarie Bank Ltd. – HSI R Bull CBBC Nov 2018 C	40,000,000	2017/10/19	2018/11/29	10.00
65305	Macquarie Bank Ltd. – HSI R Bull CBBC Nov 2018 D	40,000,000	2017/10/19	2018/11/29	10.00
65380	SG Issuer – HKEX R Bull CBBC Oct 2018 B	50,000,000	2017/10/19	2018/10/30	12.50
65429	SG Issuer – HSI R Bull CBBC Mar 2019 Y	200,000,000	2017/10/19	2019/03/28	50.00
65436	SG Issuer – HSI R Bull CBBC Apr 2019 X	200,000,000	2017/10/19	2019/04/29	50.00
65408	SG Issuer – HSI R Bear CBBC Jan 2018 N	200,000,000	2017/10/19	2018/01/30	50.00
65418	SG Issuer – HSI R Bear CBBC Feb 2018 Z	200,000,000	2017/10/19	2018/02/27	50.00
65395	SG Issuer – Ping An R Bull CBBC Aug 2018 B	100,000,000	2017/10/19	2018/08/30	25.00
65328	UBS AG – HSI R Bull CBBC Dec 2018 N	200,000,000	2017/10/19	2018/12/28	50.00
65324	UBS AG – HSI R Bear CBBC Jan 2018 L	200,000,000	2017/10/19	2018/01/30	50.00
65327	UBS AG – HSI R Bear CBBC Jan 2018 M	200,000,000	2017/10/19	2018/01/30	50.00
65664	Credit Suisse AG – AIA R Bull CBBC Jul 2018 C	70,000,000	2017/10/20	2018/07/05	17.50
65666	Credit Suisse AG – AIA R Bull CBBC Jul 2018 D	70,000,000	2017/10/20	2018/07/12	17.50
65669	Credit Suisse AG – BOCL R Bull CBBC Sep 2018 F	70,000,000	2017/10/20	2018/09/07	17.50
65672	Credit Suisse AG – HSCEI R Bull CBBC Apr 2018 O	100,000,000	2017/10/20	2018/04/27	25.00
65639	Credit Suisse AG – HSI R Bull CBBC Apr 2018 W	150,000,000	2017/10/20	2018/04/27	37.50
65663	Credit Suisse AG – HSI R Bear CBBC Feb 2018 V	200,000,000	2017/10/20	2018/02/27	50.00
65667	Credit Suisse AG – Ping An R Bull CBBC Aug 2018 H	100,000,000	2017/10/20	2018/08/03	25.00
65661	Credit Suisse AG – Tencent R Bull CBBC Jul 2018 O	50,000,000	2017/10/20	2018/07/25	12.50
65493	Goldman Sachs SP (Asia) – HSI R Bull CBBC Mar 2019 E	200,000,000	2017/10/20	2019/03/28	50.00
65438	Goldman Sachs SP (Asia) – Tencent R Bull CBBC Mar 2018 O	80,000,000	2017/10/20	2018/03/09	20.00
65443	Goldman Sachs SP (Asia) – Tencent R Bull CBBC Mar 2018 P	80,000,000	2017/10/20	2018/03/06	20.00
65461	Goldman Sachs SP (Asia) – Tencent R Bull CBBC Mar 2018 Q	80,000,000	2017/10/20	2018/03/09	20.00
65560	Goldman Sachs SP (Asia) – Tencent R Bear CBBC Mar 2018 G	80,000,000	2017/10/20	2018/03/05	20.00
65497	HK Bank – AAC Tech R Bull CBBC Aug 2018 E	40,000,000	2017/10/20	2018/08/13	10.00
65553	HK Bank – AIA R Bull CBBC Jul 2018 G	60,000,000	2017/10/20	2018/07/23	15.00
65527	HK Bank – Sinopec Corp R Bull CBBC Aug 2018 B	50,000,000	2017/10/20	2018/08/13	12.50
65502	HK Bank – HKEX R Bull CBBC Sep 2018 C	50,000,000	2017/10/20	2018/09/24	12.50

# MAIN BOARD CALLABLE BULL/BEAR CONTRACTS

Code	Callable Bull/Bear Contracts	No. of issue (units)	Listing date	Expiry	Amount raised (HK\$ mil.)
65507	HK Bank – Ping An R Bull CBBC Apr 2018 G	80,000,000	2017/10/20	2018/04/23	20.00
65464	HK Bank – Tencent R Bull CBBC Sep 2018 E	60,000,000	2017/10/20	2018/09/03	15.00
65702	J P Morgan SP BV – Geely Auto R Bull CBBC Nov 2018 A	200,000,000	2017/10/20	2018/11/16	50.00
65701	J P Morgan SP BV – HSI R Bull CBBC Nov 2018 L	200,000,000	2017/10/20	2018/11/29	50.00
65638	Macquarie Bank Ltd. – Tencent R Bear CBBC Apr 2018 Q	15,000,000	2017/10/20	2018/04/30	10.01
65693	SG Issuer – AIA R Bull CBBC Jul 2018 C	60,000,000	2017/10/20	2018/07/06	15.00
65469	SG Issuer – CSOP A50 ETF R Bull CBBC Apr 2018 F	40,000,000	2017/10/20	2018/04/25	10.00
65699	SG Issuer – HSI R Bear CBBC Mar 2018 S	200,000,000	2017/10/20	2018/03/28	50.00
65700	SG Issuer – Tencent R Bull CBBC Apr 2018 U	80,000,000	2017/10/20	2018/04/18	20.00
65686	UBS AG – HKEX R Bull CBBC Jun 2018 E	50,000,000	2017/10/20	2018/06/25	12.50
65680	UBS AG – HSI R Bull CBBC Apr 2019 H	200,000,000	2017/10/20	2019/04/29	50.00
65685	UBS AG – HSI R Bear CBBC Feb 2018 Q	250,000,000	2017/10/20	2018/02/27	62.50
65717	BNP Paribas Issuance B.V. – CSOP A50 ETF R Bull CBBC Jun 18D	60,000,000	2017/10/23	2018/06/28	15.00
65929	BNP Paribas Issuance B.V. – HKEX R Bull CBBC Aug 2018 O	50,000,000	2017/10/23	2018/08/30	12.50
65722	BNP Paribas Issuance B.V. – HSCEI R Bull CBBC Aug 2018 A	100,000,000	2017/10/23	2018/08/30	25.00
65726	BNP Paribas Issuance B.V. – HSI R Bear CBBC Mar 2018 D	250,000,000	2017/10/23	2018/03/28	62.50
65728	BNP Paribas Issuance B.V. – HSI R Bear CBBC Mar 2018 F	250,000,000	2017/10/23	2018/03/28	62.50
65730	BNP Paribas Issuance B.V. – HSI R Bear CBBC Mar 2018 L	250,000,000	2017/10/23	2018/03/28	62.50
65733	BNP Paribas Issuance B.V. – HSI R Bear CBBC Mar 2018 P	250,000,000	2017/10/23	2018/03/28	62.50
65918	BNP Paribas Issuance B.V. – Tencent R Bull CBBC Aug 2018 P	50,000,000	2017/10/23	2018/08/30	12.50
65952	Credit Suisse AG – CCB R Bull CBBC Sep 2018 M	70,000,000	2017/10/23	2018/09/14	17.50
65951	Credit Suisse AG – HKEX R Bull CBBC Jun 2018 Q	50,000,000	2017/10/23	2018/06/14	12.50
65944	Credit Suisse AG – HSI R Bull CBBC Apr 2018 X	150,000,000	2017/10/23	2018/04/27	37.50
65945	Credit Suisse AG – HSI R Bull CBBC May 2018 B	200,000,000	2017/10/23	2018/05/30	50.00
65934	Credit Suisse AG – HSI R Bear CBBC Apr 2018 E	200,000,000	2017/10/23	2018/04/27	50.00
65930	Credit Suisse AG – HSI R Bear CBBC May 2018 C	200,000,000	2017/10/23	2018/05/30	50.00
65968	Credit Suisse AG – Ping An R Bull CBBC Aug 2018 I	100,000,000	2017/10/23	2018/08/09	25.00
65963	Credit Suisse AG – Tencent R Bull CBBC Jul 2018 P	50,000,000	2017/10/23	2018/07/11	12.50
65965	Credit Suisse AG – Tencent R Bull CBBC Jul 2018 Q	50,000,000	2017/10/23	2018/07/19	12.50
65854	Bank of East Asia – Galaxy Ent R Bear CBBC Aug 2018 A	16,000,000	2017/10/23	2018/08/08	10.40
65847	Bank of East Asia – HKEX R Bull CBBC Aug 2018 B	40,000,000	2017/10/23	2018/08/08	10.00
65846	Bank of East Asia – Tencent R Bull CBBC Aug 2018 D	40,000,000	2017/10/23	2018/08/08	10.00
65973	Bank of East Asia – Tencent R Bull CBBC Aug 2018 E	40,000,000	2017/10/23	2018/08/08	10.00
66051	Goldman Sachs SP (Asia) – HKEX R Bull CBBC Jun 2018 C	80,000,000	2017/10/23	2018/06/15	20.00
66053	Goldman Sachs SP (Asia) – HKEX R Bull CBBC Jun 2018 D	80,000,000	2017/10/23	2018/06/15	20.00
66058	Goldman Sachs SP (Asia) – HKEX R Bear CBBC Feb 2018 D	80,000,000	2017/10/23	2018/02/27	20.00
65909	Goldman Sachs SP (Asia) – HSI R Bull CBBC Mar 2019 F	200,000,000	2017/10/23	2019/03/28	50.00
65912	Goldman Sachs SP (Asia) – HSI R Bull CBBC Mar 2019 G	200,000,000	2017/10/23	2019/03/28	50.00
65712	Goldman Sachs SP (Asia) – HSI R Bear CBBC Feb 2018 A	200,000,000	2017/10/23	2018/02/27	50.00
65713	Goldman Sachs SP (Asia) – HSI R Bear CBBC Feb 2018 B	200,000,000	2017/10/23	2018/02/27	50.00
65715	Goldman Sachs SP (Asia) – HSI R Bear CBBC Feb 2018 C	200,000,000	2017/10/23	2018/02/27	50.00
65704	Goldman Sachs SP (Asia) – HSI R Bear CBBC Feb 2018 Z	200,000,000	2017/10/23	2018/02/27	50.00
66060	Goldman Sachs SP (Asia) – Ping An R Bull CBBC Jun 2018 E	80,000,000	2017/10/23	2018/06/05	20.00
66061	Goldman Sachs SP (Asia) – Ping An R Bear CBBC Aug 2018 B	80,000,000	2017/10/23	2018/08/03	20.00
66030	Goldman Sachs SP (Asia) – Tencent R Bull CBBC Mar 2018 R	80,000,000	2017/10/23	2018/03/06	20.00

# MAIN BOARD CALLABLE BULL/BEAR CONTRACTS

Code	Callable Bull/Bear Contracts	No. of issue (units)	Listing date	Expiry	Amount raised (HK\$ mil.)
66044	Goldman Sachs SP (Asia) – Tencent R Bull CBBC Mar 2018 S	80,000,000	2017/10/23	2018/03/12	20.00
66086	Goldman Sachs SP (Asia) – Tencent R Bear CBBC Mar 2018 I	80,000,000	2017/10/23	2018/03/29	26.40
65838	HK Bank – AAC Tech R Bull CBBC Jul 2018 D	40,000,000	2017/10/23	2018/07/30	10.00
65844	HK Bank – CSOP A50 ETF R Bull CBBC Aug 2018 B	50,000,000	2017/10/23	2018/08/13	12.50
65813	HK Bank – Evergrande R Bull CBBC Sep 2018 B	80,000,000	2017/10/23	2018/09/10	20.00
65840	HK Bank – Great Wall Motor R Bull CBBC Jul 2018 E	40,000,000	2017/10/23	2018/07/23	10.00
65835	HK Bank – HKEX R Bull CBBC Aug 2018 E	50,000,000	2017/10/23	2018/08/06	12.50
65738	HK Bank – HSI R Bull CBBC Jul 2018 G	100,000,000	2017/10/23	2018/07/30	25.00
65735	HK Bank – HSI R Bull CBBC Jul 2018 Z	150,000,000	2017/10/23	2018/07/30	37.50
65765	HK Bank – HSI R Bear CBBC Aug 2018 R	100,000,000	2017/10/23	2018/08/30	25.00
65780	HK Bank – HSI R Bear CBBC Aug 2018 S	100,000,000	2017/10/23	2018/08/30	25.00
65786	HK Bank – HSI R Bear CBBC Aug 2018 T	100,000,000	2017/10/23	2018/08/30	25.00
65836	HK Bank – Ping An R Bull CBBC May 2018 F	80,000,000	2017/10/23	2018/05/07	20.00
65834	HK Bank – Tencent R Bull CBBC Aug 2018 S	60,000,000	2017/10/23	2018/08/27	15.00
65827	HK Bank – Tencent R Bull CBBC Sep 2018 F	60,000,000	2017/10/23	2018/09/10	15.00
65917	HK Bank – Tencent R Bull CBBC Oct 2018 A	60,000,000	2017/10/23	2018/10/08	15.00
66012	J P Morgan SP BV – HKEX R Bull CBBC Feb 2018 G	40,000,000	2017/10/23	2018/02/15	10.00
66014	J P Morgan SP BV – HKEX R Bull CBBC Feb 2018 H	40,000,000	2017/10/23	2018/02/15	10.00
65995	J P Morgan SP BV – HSI R Bull CBBC Dec 2018 A	200,000,000	2017/10/23	2018/12/28	50.00
65994	J P Morgan SP BV – HSI R Bull CBBC Sep 2019 M	200,000,000	2017/10/23	2019/09/27	50.00
65992	J P Morgan SP BV – HSI R Bear CBBC Jan 2018 E	200,000,000	2017/10/23	2018/01/30	50.00
65989	J P Morgan SP BV – HSI R Bear CBBC Jan 2018 U	200,000,000	2017/10/23	2018/01/30	50.00
65999	J P Morgan SP BV – HSI R Bear CBBC Feb 2018 Y	200,000,000	2017/10/23	2018/02/27	50.00
66015	J P Morgan SP BV – Tencent R Bull CBBC Feb 2018 K	60,000,000	2017/10/23	2018/02/15	15.00
66018	J P Morgan SP BV – Tencent R Bull CBBC Feb 2018 L	60,000,000	2017/10/23	2018/02/15	15.00
66019	J P Morgan SP BV – Tencent R Bull CBBC Feb 2018 M	60,000,000	2017/10/23	2018/02/15	15.00
65873	Macquarie Bank Ltd. – HKEX R Bull CBBC Sep 2018 D	20,000,000	2017/10/23	2018/09/28	10.24
65875	Macquarie Bank Ltd. – HKEX R Bull CBBC Sep 2018 E	20,000,000	2017/10/23	2018/09/28	10.24
65879	Macquarie Bank Ltd. – HSI R Bull CBBC Nov 2018 E	40,000,000	2017/10/23	2018/11/29	10.00
65886	Macquarie Bank Ltd. – HSI R Bull CBBC Nov 2018 F	40,000,000	2017/10/23	2018/11/29	10.00
65890	Macquarie Bank Ltd. – HSI R Bull CBBC Nov 2018 G	40,000,000	2017/10/23	2018/11/29	10.00
65897	Macquarie Bank Ltd. – HSI R Bear CBBC Nov 2018 A	40,000,000	2017/10/23	2018/11/29	10.00
65898	Macquarie Bank Ltd. – HSI R Bear CBBC Nov 2018 B	40,000,000	2017/10/23	2018/11/29	10.00
65975	Macquarie Bank Ltd. – Tencent R Bull CBBC Apr 2018 R	16,000,000	2017/10/23	2018/04/30	10.18
66087	SG Issuer – HKEX R Bull CBBC Jul 2018 G	50,000,000	2017/10/23	2018/07/19	12.50
66083	SG Issuer – HSI R Bull CBBC Mar 2019 Z	200,000,000	2017/10/23	2019/03/28	50.00
65872	SG Issuer – HSI R Bull CBBC Apr 2019 A	200,000,000	2017/10/23	2019/04/29	50.00
65865	SG Issuer – HSI R Bull CBBC Apr 2019 Y	200,000,000	2017/10/23	2019/04/29	50.00
65869	SG Issuer – HSI R Bull CBBC Apr 2019 Z	200,000,000	2017/10/23	2019/04/29	50.00
66084	SG Issuer – HSI R Bull CBBC Jul 2019 N	200,000,000	2017/10/23	2019/07/30	50.00
66063	SG Issuer – HSI R Bear CBBC Jan 2018 K	200,000,000	2017/10/23	2018/01/30	50.00
66068	SG Issuer – HSI R Bear CBBC Jan 2018 O	200,000,000	2017/10/23	2018/01/30	50.00
66071	SG Issuer – HSI R Bear CBBC Feb 2018 A	200,000,000	2017/10/23	2018/02/27	50.00
66072	SG Issuer – HSI R Bear CBBC Feb 2018 C	200,000,000	2017/10/23	2018/02/27	50.00
66074	SG Issuer – HSI R Bear CBBC Feb 2018 G	200,000,000	2017/10/23	2018/02/27	50.00

# MAIN BOARD CALLABLE BULL/BEAR CONTRACTS

Code	Callable Bull/Bear Contracts	No. of issue (units)	Listing date	Expiry	Amount raised (HK\$ mil.)
65855	SG Issuer – HSI R Bear CBBC Mar 2018 T	200,000,000	2017/10/23	2018/03/28	50.00
65857	SG Issuer – HSI R Bear CBBC Mar 2018 U	200,000,000	2017/10/23	2018/03/28	50.00
66078	SG Issuer – HSI R Bear CBBC Mar 2018 V	200,000,000	2017/10/23	2018/03/28	50.00
66080	SG Issuer – HSI R Bear CBBC Apr 2018 A	200,000,000	2017/10/23	2018/04/27	68.00
65858	SG Issuer – HSI R Bear CBBC Jul 2018 C	200,000,000	2017/10/23	2018/07/30	50.00
65899	SG Issuer – Ping An R Bull CBBC Apr 2018 E	100,000,000	2017/10/23	2018/04/19	25.00
66088	SG Issuer – Tencent R Bull CBBC Apr 2018 V	80,000,000	2017/10/23	2018/04/24	20.00
66098	SG Issuer – Tencent R Bull CBBC Jul 2018 L	80,000,000	2017/10/23	2018/07/04	20.00
65982	UBS AG – HSI R Bull CBBC Oct 2018 O	200,000,000	2017/10/23	2018/10/30	50.00
65984	UBS AG – HSI R Bull CBBC Oct 2018 P	250,000,000	2017/10/23	2018/10/30	62.50
65978	UBS AG – HSI R Bear CBBC Jan 2018 N	200,000,000	2017/10/23	2018/01/30	50.00
65977	UBS AG – HSI R Bear CBBC Feb 2018 R	250,000,000	2017/10/23	2018/02/27	62.50
65988	UBS AG – Tencent R Bull CBBC Jul 2018 I	50,000,000	2017/10/23	2018/07/09	12.50
66104	BNP Paribas Issuance B.V. – HSI R Bull CBBC Nov 2018 A	250,000,000	2017/10/24	2018/11/29	62.50
66108	BNP Paribas Issuance B.V. – HSI R Bull CBBC Nov 2018 B	250,000,000	2017/10/24	2018/11/29	62.50
66109	BNP Paribas Issuance B.V. – HSI R Bull CBBC Nov 2018 C	250,000,000	2017/10/24	2018/11/29	62.50
66178	Credit Suisse AG – CM Bank R Bull CBBC Dec 2018 A	70,000,000	2017/10/24	2018/12/12	17.50
66180	Credit Suisse AG – Geely Auto R Bull CBBC May 2018 B	40,000,000	2017/10/24	2018/05/25	10.00
66174	Credit Suisse AG – HKEX R Bull CBBC Jul 2018 A	50,000,000	2017/10/24	2018/07/25	12.50
66157	Credit Suisse AG – HSI R Bull CBBC Oct 2018 E	200,000,000	2017/10/24	2018/10/30	50.00
66162	Credit Suisse AG – HSI R Bull CBBC Dec 2018 D	200,000,000	2017/10/24	2018/12/28	50.00
66156	Credit Suisse AG – HSI R Bear CBBC Jan 2018 N	200,000,000	2017/10/24	2018/01/30	50.00
66171	Credit Suisse AG – Ping An R Bull CBBC Jun 2018 B	100,000,000	2017/10/24	2018/06/27	25.00
66177	Credit Suisse AG – Tencent R Bull CBBC Jun 2018 V	50,000,000	2017/10/24	2018/06/22	12.50
66221	Goldman Sachs SP (Asia) – HKEX R Bull CBBC Jun 2018 E	80,000,000	2017/10/24	2018/06/19	20.00
66222	Goldman Sachs SP (Asia) – HKEX R Bear CBBC Mar 2018 A	80,000,000	2017/10/24	2018/03/12	22.72
66197	Goldman Sachs SP (Asia) – HSCEI R Bull CBBC Dec 2018 A	200,000,000	2017/10/24	2018/12/28	50.00
66201	Goldman Sachs SP (Asia) – HSCEI R Bull CBBC Dec 2018 B	200,000,000	2017/10/24	2018/12/28	50.00
66208	Goldman Sachs SP (Asia) – HSCEI R Bull CBBC Dec 2018 C	200,000,000	2017/10/24	2018/12/28	50.00
66209	Goldman Sachs SP (Asia) – HSCEI R Bear CBBC Apr 2018 A	200,000,000	2017/10/24	2018/04/27	50.00
66215	Goldman Sachs SP (Asia) – HSCEI R Bear CBBC Apr 2018 B	200,000,000	2017/10/24	2018/04/27	50.00
66229	Goldman Sachs SP (Asia) – HSI R Bull CBBC Mar 2019 H	200,000,000	2017/10/24	2019/03/28	50.00
66233	Goldman Sachs SP (Asia) – HSI R Bull CBBC Mar 2019 I	200,000,000	2017/10/24	2019/03/28	50.00
66234	Goldman Sachs SP (Asia) – HSI R Bear CBBC Feb 2018 D	200,000,000	2017/10/24	2018/02/27	50.00
66225	Goldman Sachs SP (Asia) – Ping An R Bear CBBC Aug 2018 C	80,000,000	2017/10/24	2018/08/13	20.00
66217	Goldman Sachs SP (Asia) – Tencent R Bull CBBC Mar 2018 T	80,000,000	2017/10/24	2018/03/12	20.00
66220	Goldman Sachs SP (Asia) – Tencent R Bear CBBC Mar 2018 J	80,000,000	2017/10/24	2018/03/07	20.00
66128	HK Bank – AIA R Bull CBBC Jul 2018 H	60,000,000	2017/10/24	2018/07/03	15.00
66125	HK Bank – BOCL R Bull CBBC Sep 2018 A	80,000,000	2017/10/24	2018/09/24	20.00
66127	HK Bank – CC Bank R Bull CBBC May 2018 B	80,000,000	2017/10/24	2018/05/07	20.00
66126	HK Bank – Geely Auto R Bull CBBC May 2018 C	40,000,000	2017/10/24	2018/05/07	10.00
66129	HK Bank – HKEX R Bull CBBC Oct 2018 B	50,000,000	2017/10/24	2018/10/15	12.50
66122	HK Bank – HSCEI R Bear CBBC Sep 2018 B	50,000,000	2017/10/24	2018/09/27	12.50
66117	HK Bank – HSI R Bull CBBC Jul 2018 H	100,000,000	2017/10/24	2018/07/30	25.00
66123	HK Bank – Tencent R Bull CBBC Sep 2018 G	60,000,000	2017/10/24	2018/09/24	15.00

# MAIN BOARD CALLABLE BULL/BEAR CONTRACTS

Code	Callable Bull/Bear Contracts	No. of issue (units)	Listing date	Expiry	Amount raised (HK\$ mil.)
66183	J P Morgan SP BV – HSI R Bull CBBC Sep 2019 N	200,000,000	2017/10/24	2019/09/27	50.00
66185	J P Morgan SP BV – HSI R Bull CBBC Sep 2019 O	200,000,000	2017/10/24	2019/09/27	50.00
66182	J P Morgan SP BV – HSI R Bear CBBC Jan 2018 Q	200,000,000	2017/10/24	2018/01/30	50.00
66184	J P Morgan SP BV – Tencent R Bull CBBC Feb 2018 N	60,000,000	2017/10/24	2018/02/15	15.00
66110	SG Issuer – HKEX R Bull CBBC Jun 2018 K	50,000,000	2017/10/24	2018/06/13	12.50
66130	SG Issuer – HSBC R Bull CBBC Sep 2018 J	100,000,000	2017/10/24	2018/09/07	25.00
66196	SG Issuer – HSI R Bull CBBC Apr 2019 F	200,000,000	2017/10/24	2019/04/29	50.00
66195	SG Issuer – HSI R Bear CBBC Jan 2018 Q	200,000,000	2017/10/24	2018/01/30	50.00
66142	SG Issuer – Sunny Optical R Bull CBBC Nov 2018 A	40,000,000	2017/10/24	2018/11/28	10.00
66112	SG Issuer – Tencent R Bull CBBC Aug 2018 F	80,000,000	2017/10/24	2018/08/02	20.00
66115	SG Issuer – Tencent R Bull CBBC Sep 2018 E	80,000,000	2017/10/24	2018/09/04	20.00
66155	UBS AG – HSI R Bull CBBC Nov 2018 W	250,000,000	2017/10/24	2018/11/29	62.50
66154	UBS AG – HSI R Bull CBBC Dec 2018 O	250,000,000	2017/10/24	2018/12/28	62.50
66147	UBS AG – HSI R Bear CBBC Feb 2018 S	250,000,000	2017/10/24	2018/02/27	62.50
66152	UBS AG – Ping An R Bull CBBC Jun 2018 A	80,000,000	2017/10/24	2018/06/11	20.00
66151	UBS AG – Tencent R Bull CBBC Jun 2018 E	50,000,000	2017/10/24	2018/06/25	12.50
66281	Credit Suisse AG – China Life R Bull CBBC Mar 2018 C	40,000,000	2017/10/25	2018/03/09	10.00
66278	Credit Suisse AG – HKEX R Bull CBBC Jun 2018 R	50,000,000	2017/10/25	2018/06/28	12.50
66272	Credit Suisse AG – HSI R Bull CBBC Aug 2018 T	200,000,000	2017/10/25	2018/08/30	50.00
66273	Credit Suisse AG – HSI R Bear CBBC Feb 2018 W	150,000,000	2017/10/25	2018/02/27	37.50
66280	Credit Suisse AG – Ping An R Bull CBBC Aug 2018 J	100,000,000	2017/10/25	2018/08/01	25.00
66283	Credit Suisse AG – Sunny Optical R Bear CBBC Mar 2018 A	40,000,000	2017/10/25	2018/03/02	10.00
66267	Bank of East Asia – China Life R Bull CBBC Aug 2018 A	30,000,000	2017/10/25	2018/08/09	10.50
66263	Bank of East Asia – Ping An R Bull CBBC Jun 2018 N	16,000,000	2017/10/25	2018/06/22	10.40
66266	Bank of East Asia – Ping An R Bull CBBC Jun 2018 O	16,000,000	2017/10/25	2018/06/22	10.40
66262	Bank of East Asia – Tencent R Bull CBBC Aug 2018 F	40,000,000	2017/10/25	2018/08/09	10.00
66294	Goldman Sachs SP (Asia) – China Life R Bull CBBC May 2018 A	80,000,000	2017/10/25	2018/05/31	20.00
66299	Goldman Sachs SP (Asia) – CSOP A50 ETF R Bull CBBC Mar 2018C	80,000,000	2017/10/25	2018/03/01	20.00
66284	Goldman Sachs SP (Asia) – HSI R Bull CBBC Mar 2019 J	200,000,000	2017/10/25	2019/03/28	50.00
66300	Goldman Sachs SP (Asia) – Ping An R Bull CBBC Aug 2018 A	80,000,000	2017/10/25	2018/08/30	20.00
66293	Goldman Sachs SP (Asia) – Tencent R Bear CBBC Apr 2018 L	80,000,000	2017/10/25	2018/04/23	20.00
66240	HK Bank – CUni R Bull CBBC Aug 2018 E	40,000,000	2017/10/25	2018/08/20	10.00
66244	HK Bank – China Life R Bull CBBC Aug 2018 D	40,000,000	2017/10/25	2018/08/20	10.00
66237	HK Bank – HKEX R Bull CBBC Oct 2018 C	50,000,000	2017/10/25	2018/10/22	12.50
66236	HK Bank – HSI R Bear CBBC Apr 2018 W	100,000,000	2017/10/25	2018/04/27	25.00
66235	HK Bank – Ping An R Bull CBBC May 2018 G	80,000,000	2017/10/25	2018/05/21	20.00
66243	HK Bank – Tencent R Bull CBBC Aug 2018 T	60,000,000	2017/10/25	2018/08/27	15.00
66245	Haitong Int'l Sec – Evergrande R Bull CBBC Sep 2018 B	40,000,000	2017/10/25	2018/09/21	22.72
66248	Haitong Int'l Sec – Tencent R Bull CBBC Jun 2018 I	40,000,000	2017/10/25	2018/06/06	10.00
66292	J P Morgan SP BV – China Mobile R Bull CBBC Oct 2018 A	100,000,000	2017/10/25	2018/10/19	25.00
66269	Macquarie Bank Ltd. – China Life R Bull CBBC Apr 2018 B	20,000,000	2017/10/25	2018/04/30	10.02
66249	SG Issuer – China Life R Bull CBBC Apr 2018 E	40,000,000	2017/10/25	2018/04/20	10.00
66251	SG Issuer – China Life R Bull CBBC Aug 2018 A	40,000,000	2017/10/25	2018/08/08	10.00
66258	SG Issuer – Geely Auto R Bull CBBC Sep 2018 D	40,000,000	2017/10/25	2018/09/28	10.80
66253	SG Issuer – Galaxy R Bull CBBC May 2018 C	80,000,000	2017/10/25	2018/05/18	20.00



# MAIN BOARD CALLABLE BULL/BEAR CONTRACTS

Code	Callable Bull/Bear Contracts	No. of issue (units)	Listing date	Expiry	Amount raised (HK\$ mil.)
66287	SG Issuer – HSI R Bull CBBC Feb 2019 G	200,000,000	2017/10/25	2019/02/27	50.00
66286	SG Issuer – HSI R Bear CBBC Jan 2018 C	200,000,000	2017/10/25	2018/01/30	50.00
66260	SG Issuer – Ping An R Bull CBBC Aug 2018 C	100,000,000	2017/10/25	2018/08/09	25.00
66270	UBS AG – HSI R Bull CBBC Nov 2018 X	250,000,000	2017/10/25	2018/11/29	62.50
66271	UBS AG – HSI R Bear CBBC Jan 2018 O	250,000,000	2017/10/25	2018/01/30	62.50
66385	BNP Paribas Issuance B.V. – HKEX R Bull CBBC Aug 2018 P	50,000,000	2017/10/26	2018/08/30	12.50
66386	BNP Paribas Issuance B.V. – HSBC R Bull CBBC Aug 2018 I	150,000,000	2017/10/26	2018/08/30	37.50
66400	BNP Paribas Issuance B.V. – HSI R Bull CBBC Nov 2018 D	250,000,000	2017/10/26	2018/11/29	62.50
66401	BNP Paribas Issuance B.V. – HSI R Bull CBBC Nov 2018 E	250,000,000	2017/10/26	2018/11/29	62.50
66409	BNP Paribas Issuance B.V. – HSI R Bull CBBC Nov 2018 F	250,000,000	2017/10/26	2018/11/29	62.50
66410	BNP Paribas Issuance B.V. – HSI R Bull CBBC Nov 2018 G	250,000,000	2017/10/26	2018/11/29	62.50
66440	BNP Paribas Issuance B.V. – HSI R Bear CBBC Mar 2018 O	250,000,000	2017/10/26	2018/03/28	62.50
66446	BNP Paribas Issuance B.V. – HSI R Bear CBBC Mar 2018 U	250,000,000	2017/10/26	2018/03/28	62.50
66422	BNP Paribas Issuance B.V. – HSI R Bear CBBC Mar 2018 V	250,000,000	2017/10/26	2018/03/28	62.50
66423	BNP Paribas Issuance B.V. – HSI R Bear CBBC Mar 2018 W	250,000,000	2017/10/26	2018/03/28	62.50
66424	BNP Paribas Issuance B.V. – HSI R Bear CBBC Mar 2018 X	250,000,000	2017/10/26	2018/03/28	62.50
66337	BNP Paribas Issuance B.V. – Ping An R Bull CBBC Aug 2018 L	200,000,000	2017/10/26	2018/08/30	50.00
66384	BNP Paribas Issuance B.V. – Tencent R Bull CBBC Aug 2018 N	50,000,000	2017/10/26	2018/08/30	12.50
66474	Credit Suisse AG – Galaxy Ent R Bear CBBC Jun 2018 C	50,000,000	2017/10/26	2018/06/08	12.50
66465	Credit Suisse AG – HSI R Bull CBBC Mar 2018 U	200,000,000	2017/10/26	2018/03/28	50.00
66467	Credit Suisse AG – HSI R Bull CBBC May 2018 G	200,000,000	2017/10/26	2018/05/30	50.00
66466	Credit Suisse AG – HSI R Bull CBBC Aug 2018 U	200,000,000	2017/10/26	2018/08/30	50.00
66468	Credit Suisse AG – HSI R Bull CBBC Aug 2018 X	200,000,000	2017/10/26	2018/08/30	50.00
66476	Credit Suisse AG – HSI R Bull CBBC Oct 2018 F	200,000,000	2017/10/26	2018/10/30	50.00
66478	Credit Suisse AG – HSI R Bear CBBC Feb 2018 X	200,000,000	2017/10/26	2018/02/27	50.00
66480	Credit Suisse AG – HSI R Bear CBBC Feb 2018 Y	200,000,000	2017/10/26	2018/02/27	50.00
66479	Credit Suisse AG – HSI R Bear CBBC May 2018 D	200,000,000	2017/10/26	2018/05/30	50.00
66394	Goldman Sachs SP (Asia) – HKEX R Bull CBBC Jun 2018 F	80,000,000	2017/10/26	2018/06/25	20.00
66395	Goldman Sachs SP (Asia) – HKEX R Bull CBBC Jun 2018 G	80,000,000	2017/10/26	2018/06/26	20.00
66399	Goldman Sachs SP (Asia) – HKEX R Bull CBBC Jun 2018 H	80,000,000	2017/10/26	2018/06/27	20.00
66380	Goldman Sachs SP (Asia) – HSI R Bull CBBC Mar 2019 K	200,000,000	2017/10/26	2019/03/28	50.00
66360	Goldman Sachs SP (Asia) – HSI R Bull CBBC Apr 2019 L	200,000,000	2017/10/26	2019/04/29	50.00
66377	Goldman Sachs SP (Asia) – HSI R Bull CBBC Apr 2019 M	200,000,000	2017/10/26	2019/04/29	50.00
66383	Goldman Sachs SP (Asia) – HSI R Bull CBBC Apr 2019 N	200,000,000	2017/10/26	2019/04/29	50.00
66462	Goldman Sachs SP (Asia) – HSI R Bear CBBC Feb 2018 E	200,000,000	2017/10/26	2018/02/27	50.00
66463	Goldman Sachs SP (Asia) – HSI R Bear CBBC Feb 2018 F	200,000,000	2017/10/26	2018/02/27	50.00
66334	HK Bank – China Mobile R Bull CBBC Jul 2018 D	50,000,000	2017/10/26	2018/07/23	12.50
66330	HK Bank – Evergrande R Bull CBBC Aug 2018 D	80,000,000	2017/10/26	2018/08/20	20.00
66493	HK Bank – Geely Auto R Bull CBBC Sep 2018 C	40,000,000	2017/10/26	2018/09/03	10.00
66510	HK Bank – HKEX R Bull CBBC Sep 2018 D	50,000,000	2017/10/26	2018/09/24	12.50
66335	HK Bank – HKEX R Bear CBBC Jun 2018 B	40,000,000	2017/10/26	2018/06/19	10.00
66492	HK Bank – HSCEI R Bear CBBC Apr 2018 C	50,000,000	2017/10/26	2018/04/27	12.50
66483	HK Bank – HSI R Bull CBBC Jul 2018 F	100,000,000	2017/10/26	2018/07/30	25.00
66336	HK Bank – HSI R Bear CBBC Apr 2018 X	150,000,000	2017/10/26	2018/04/27	37.50
66487	HK Bank – HSI R Bear CBBC Apr 2018 Y	100,000,000	2017/10/26	2018/04/27	25.00



# MAIN BOARD CALLABLE BULL/BEAR CONTRACTS

Code	Callable Bull/Bear Contracts	No. of issue (units)	Listing date	Expiry	Amount raised (HK\$ mil.)
66491	HK Bank – HSI R Bear CBBC Apr 2018 Z	150,000,000	2017/10/26	2018/04/27	37.50
66509	HK Bank – Sunny Optical R Bull CBBC Sep 2018 A	40,000,000	2017/10/26	2018/09/03	10.00
66313	HK Bank – Sunny Optical R Bear CBBC Apr 2018 A	40,000,000	2017/10/26	2018/04/09	10.00
66512	HK Bank – Tencent R Bear CBBC Aug 2018 K	50,000,000	2017/10/26	2018/08/20	12.50
66531	J P Morgan SP BV – HSI R Bull CBBC Dec 2018 B	200,000,000	2017/10/26	2018/12/28	50.00
66538	J P Morgan SP BV – HSI R Bull CBBC Dec 2018 C	200,000,000	2017/10/26	2018/12/28	50.00
66532	J P Morgan SP BV – HSI R Bull CBBC Sep 2019 P	200,000,000	2017/10/26	2019/09/27	50.00
66540	J P Morgan SP BV – HSI R Bull CBBC Sep 2019 Q	200,000,000	2017/10/26	2019/09/27	50.00
66550	J P Morgan SP BV – HSI R Bear CBBC Jan 2018 B	200,000,000	2017/10/26	2018/01/30	50.00
66547	J P Morgan SP BV – HSI R Bear CBBC Jan 2018 G	200,000,000	2017/10/26	2018/01/30	50.00
66548	J P Morgan SP BV – HSI R Bear CBBC Jan 2018 S	200,000,000	2017/10/26	2018/01/30	50.00
66544	J P Morgan SP BV – HSI R Bear CBBC Jan 2018 V	200,000,000	2017/10/26	2018/01/30	50.00
66543	J P Morgan SP BV – Tencent R Bear CBBC Feb 2018 Q	40,000,000	2017/10/26	2018/02/15	10.00
66438	Macquarie Bank Ltd. – HKEX R Bull CBBC Sep 2018 F	20,000,000	2017/10/26	2018/09/26	11.42
66439	Macquarie Bank Ltd. – HKEX R Bear CBBC Sep 2018 D	20,000,000	2017/10/26	2018/09/26	11.60
66426	Macquarie Bank Ltd. – HSI R Bull CBBC Sep 2018 C	40,000,000	2017/10/26	2018/09/27	10.00
66427	Macquarie Bank Ltd. – HSI R Bull CBBC Sep 2018 D	40,000,000	2017/10/26	2018/09/27	10.00
66428	Macquarie Bank Ltd. – HSI R Bull CBBC Sep 2018 V	40,000,000	2017/10/26	2018/09/27	10.00
66432	Macquarie Bank Ltd. – HSI R Bull CBBC Sep 2018 Y	40,000,000	2017/10/26	2018/09/27	10.00
66527	SG Issuer – HKEX R Bull CBBC Jul 2018 H	50,000,000	2017/10/26	2018/07/26	12.50
66530	SG Issuer – HSBC R Bull CBBC Apr 2018 J	100,000,000	2017/10/26	2018/04/16	25.00
66524	SG Issuer – HSI R Bull CBBC Mar 2019 A	200,000,000	2017/10/26	2019/03/28	50.00
66413	SG Issuer – HSI R Bull CBBC Apr 2019 G	200,000,000	2017/10/26	2019/04/29	50.00
66525	SG Issuer – HSI R Bull CBBC Apr 2019 I	200,000,000	2017/10/26	2019/04/29	50.00
66414	SG Issuer – HSI R Bull CBBC Jul 2019 O	200,000,000	2017/10/26	2019/07/30	50.00
66418	SG Issuer – HSI R Bull CBBC Jul 2019 P	200,000,000	2017/10/26	2019/07/30	50.00
66513	SG Issuer – HSI R Bear CBBC Jan 2018 F	200,000,000	2017/10/26	2018/01/30	50.00
66517	SG Issuer – HSI R Bear CBBC Jan 2018 R	200,000,000	2017/10/26	2018/01/30	50.00
66519	SG Issuer – HSI R Bear CBBC Jan 2018 T	200,000,000	2017/10/26	2018/01/30	50.00
66521	SG Issuer – HSI R Bear CBBC Feb 2018 H	200,000,000	2017/10/26	2018/02/27	50.00
66523	SG Issuer – HSI R Bear CBBC Mar 2018 W	200,000,000	2017/10/26	2018/03/28	50.00
66309	UBS AG – AIA R Bull CBBC Sep 2018 A	80,000,000	2017/10/26	2018/09/03	20.00
66312	UBS AG – CC Bank R Bull CBBC Aug 2018 E	60,000,000	2017/10/26	2018/08/20	15.00
66311	UBS AG – China Life R Bull CBBC Aug 2018 B	40,000,000	2017/10/26	2018/08/13	10.00
66305	UBS AG – CNOOC R Bull CBBC Oct 2018 A	40,000,000	2017/10/26	2018/10/29	10.00
66310	UBS AG – Geely Auto R Bull CBBC Jul 2018 A	40,000,000	2017/10/26	2018/07/16	10.00
66303	UBS AG – Galaxy Ent R Bull CBBC Jun 2018 A	40,000,000	2017/10/26	2018/06/25	10.00
66452	UBS AG – HSI R Bull CBBC Oct 2018 U	200,000,000	2017/10/26	2018/10/30	50.00
66356	UBS AG – HSI R Bull CBBC Nov 2018 J	250,000,000	2017/10/26	2018/11/29	62.50
66301	UBS AG – HSI R Bull CBBC Dec 2018 P	200,000,000	2017/10/26	2018/12/28	50.00
66450	UBS AG – HSI R Bull CBBC Dec 2018 Q	200,000,000	2017/10/26	2018/12/28	50.00
66453	UBS AG – HSI R Bear CBBC Jan 2018 Q	200,000,000	2017/10/26	2018/01/30	50.00
66455	UBS AG – HSI R Bear CBBC Jan 2018 R	200,000,000	2017/10/26	2018/01/30	50.00
66459	UBS AG – HSI R Bear CBBC Jan 2018 S	250,000,000	2017/10/26	2018/01/30	62.50
66676	Credit Suisse AG – CCB R Bull CBBC Sep 2018 N	70,000,000	2017/10/27	2018/09/07	17.50

# MAIN BOARD CALLABLE BULL/BEAR CONTRACTS

Code	Callable Bull/Bear Contracts	No. of issue (units)	Listing date	Expiry	Amount raised (HK\$ mil.)
66680	Credit Suisse AG – CCB R Bull CBBC Sep 2018 O	70,000,000	2017/10/27	2018/09/13	17.50
66666	Credit Suisse AG – Geely Auto R Bull CBBC May 2018 C	40,000,000	2017/10/27	2018/05/17	10.00
66674	Credit Suisse AG – HSI R Bull CBBC Sep 2018 B	200,000,000	2017/10/27	2018/09/27	50.00
66685	Credit Suisse AG – HSI R Bull CBBC Nov 2018 A	200,000,000	2017/10/27	2018/11/29	50.00
66672	Credit Suisse AG – HSI R Bull CBBC Dec 2018 E	200,000,000	2017/10/27	2018/12/28	50.00
66653	Credit Suisse AG – HSI R Bear CBBC Feb 2018 D	200,000,000	2017/10/27	2018/02/27	50.00
66661	Credit Suisse AG – HSI R Bear CBBC Feb 2018 Z	200,000,000	2017/10/27	2018/02/27	50.00
66656	Credit Suisse AG – HSI R Bear CBBC Mar 2018 O	150,000,000	2017/10/27	2018/03/28	37.50
66683	Credit Suisse AG – ICBC R Bull CBBC Aug 2018 B	100,000,000	2017/10/27	2018/08/10	25.00
66684	Credit Suisse AG – Ping An R Bull CBBC Aug 2018 K	100,000,000	2017/10/27	2018/08/03	25.00
66662	Credit Suisse AG – Tencent R Bull CBBC Jun 2018 W	50,000,000	2017/10/27	2018/06/15	12.50
66592	Bank of East Asia – China Mobile R Bull CBBC Aug 2018 B	60,000,000	2017/10/27	2018/08/10	15.00
66586	Bank of East Asia – China Shenhua R Bull CBBC Aug 2018 C	30,000,000	2017/10/27	2018/08/10	10.50
66582	Bank of East Asia – Geely Auto R Bull CBBC Aug 2018 C	30,000,000	2017/10/27	2018/08/10	10.80
66584	Bank of East Asia – Geely Auto R Bull CBBC Aug 2018 D	40,000,000	2017/10/27	2018/08/10	10.00
66580	Bank of East Asia – Tencent R Bull CBBC Aug 2018 G	40,000,000	2017/10/27	2018/08/10	10.00
66581	Bank of East Asia – Tencent R Bear CBBC Aug 2018 A	40,000,000	2017/10/27	2018/08/10	10.00
66689	Goldman Sachs SP (Asia) – HKEX R Bull CBBC Mar 2018 C	80,000,000	2017/10/27	2018/03/29	20.00
66693	Goldman Sachs SP (Asia) – HSI R Bull CBBC Apr 2019 O	200,000,000	2017/10/27	2019/04/29	50.00
66696	Goldman Sachs SP (Asia) – HSI R Bull CBBC Apr 2019 P	200,000,000	2017/10/27	2019/04/29	50.00
66700	Goldman Sachs SP (Asia) – HSI R Bull CBBC Apr 2019 Q	200,000,000	2017/10/27	2019/04/29	50.00
66703	Goldman Sachs SP (Asia) – HSI R Bull CBBC Apr 2019 R	200,000,000	2017/10/27	2019/04/29	50.00
66559	Goldman Sachs SP (Asia) – HSI R Bear CBBC Jan 2018 M	200,000,000	2017/10/27	2018/01/30	50.00
66561	Goldman Sachs SP (Asia) – HSI R Bear CBBC Jan 2018 N	200,000,000	2017/10/27	2018/01/30	50.00
66562	Goldman Sachs SP (Asia) – HSI R Bear CBBC Jan 2018 O	200,000,000	2017/10/27	2018/01/30	50.00
66691	Goldman Sachs SP (Asia) – Ping An R Bull CBBC Aug 2018 B	80,000,000	2017/10/27	2018/08/13	20.00
66687	Goldman Sachs SP (Asia) – Tencent R Bull CBBC Mar 2018 U	80,000,000	2017/10/27	2018/03/09	20.00
66688	Goldman Sachs SP (Asia) – Tencent R Bull CBBC Mar 2018 V	80,000,000	2017/10/27	2018/03/09	20.00
66690	Goldman Sachs SP (Asia) – Tencent R Bear CBBC Mar 2018 K	80,000,000	2017/10/27	2018/03/05	20.00
66570	HK Bank – Evergrande R Bull CBBC Sep 2018 C	80,000,000	2017/10/27	2018/09/17	20.00
66579	HK Bank – Geely Auto R Bull CBBC Aug 2018 I	40,000,000	2017/10/27	2018/08/27	10.00
66565	HK Bank – Galaxy Ent R Bull CBBC Jun 2018 D	80,000,000	2017/10/27	2018/06/19	20.00
66563	HK Bank – HKEX R Bull CBBC Jul 2018 Y	50,000,000	2017/10/27	2018/07/23	12.50
66577	HK Bank – HSCEI R Bull CBBC Jul 2018 C	60,000,000	2017/10/27	2018/07/30	15.00
66571	HK Bank – HSI R Bull CBBC Jul 2018 I	100,000,000	2017/10/27	2018/07/30	25.00
66572	HK Bank – HSI R Bull CBBC Jul 2018 J	150,000,000	2017/10/27	2018/07/30	37.50
66573	HK Bank – HSI R Bear CBBC Apr 2018 C	100,000,000	2017/10/27	2018/04/27	25.00
66564	HK Bank – Tencent R Bull CBBC Sep 2018 H	60,000,000	2017/10/27	2018/09/03	15.00
66646	J P Morgan SP BV – CC Bank R Bull CBBC Aug 2018 G	100,000,000	2017/10/27	2018/08/17	25.00
66642	J P Morgan SP BV – HKEX R Bull CBBC Feb 2018 I	40,000,000	2017/10/27	2018/02/15	10.00
66639	J P Morgan SP BV – HSI R Bear CBBC Jan 2018 F	200,000,000	2017/10/27	2018/01/30	50.00
66640	J P Morgan SP BV – HSI R Bear CBBC Jan 2018 H	200,000,000	2017/10/27	2018/01/30	50.00
66643	J P Morgan SP BV – Ping An R Bull CBBC Apr 2018 E	100,000,000	2017/10/27	2018/04/20	25.00
66641	J P Morgan SP BV – Tencent R Bear CBBC Feb 2018 R	40,000,000	2017/10/27	2018/02/15	10.00
66635	SG Issuer – HSI R Bull CBBC Mar 2019 B	200,000,000	2017/10/27	2019/03/28	50.00

# MAIN BOARD CALLABLE BULL/BEAR CONTRACTS

Code	Callable Bull/Bear Contracts	No. of issue (units)	Listing date	Expiry	Amount raised (HK\$ mil.)
66638	SG Issuer – HSI R Bull CBBC Apr 2019 H	200,000,000	2017/10/27	2019/04/29	50.00
66629	SG Issuer – HSI R Bear CBBC Jan 2018 E	200,000,000	2017/10/27	2018/01/30	50.00
66631	SG Issuer – HSI R Bear CBBC Feb 2018 K	200,000,000	2017/10/27	2018/02/27	50.00
66595	SG Issuer – Tencent R Bull CBBC Jun 2018 J	80,000,000	2017/10/27	2018/06/26	20.00
66613	UBS AG – CNOOC R Bull CBBC Oct 2018 B	40,000,000	2017/10/27	2018/10/15	10.00
66624	UBS AG – Geely Auto R Bull CBBC Dec 2018 A	100,000,000	2017/10/27	2018/12/17	25.00
66612	UBS AG – Galaxy Ent R Bull CBBC Jun 2018 B	40,000,000	2017/10/27	2018/06/11	10.00
66619	UBS AG – HSI R Bull CBBC Nov 2018 Z	250,000,000	2017/10/27	2018/11/29	62.50
66627	UBS AG – HSI R Bull CBBC Dec 2018 R	200,000,000	2017/10/27	2018/12/28	50.00
66615	UBS AG – HSI R Bull CBBC Apr 2019 I	250,000,000	2017/10/27	2019/04/29	62.50
66623	UBS AG – HSI R Bull CBBC Apr 2019 J	250,000,000	2017/10/27	2019/04/29	62.50
66596	UBS AG – HSI R Bear CBBC Jan 2018 T	250,000,000	2017/10/27	2018/01/30	62.50
66597	UBS AG – HSI R Bear CBBC Jan 2018 U	250,000,000	2017/10/27	2018/01/30	62.50
66598	UBS AG – HSI R Bear CBBC Jan 2018 V	200,000,000	2017/10/27	2018/01/30	50.00
66601	UBS AG – HSI R Bear CBBC Jan 2018 W	200,000,000	2017/10/27	2018/01/30	50.00
66603	UBS AG – HSI R Bear CBBC Jan 2018 X	250,000,000	2017/10/27	2018/01/30	62.50
66607	UBS AG – HSI R Bear CBBC Jan 2018 Y	250,000,000	2017/10/27	2018/01/30	62.50
66614	UBS AG – Ping An R Bear CBBC Jun 2018 A	50,000,000	2017/10/27	2018/06/04	12.50
66757	Credit Suisse AG – China Mobile R Bull CBBC Apr 2018 A	50,000,000	2017/10/30	2018/04/27	12.50
66756	Credit Suisse AG – Sinopec Corp R Bull CBBC Apr 2018 A	70,000,000	2017/10/30	2018/04/27	17.50
66742	Credit Suisse AG – HSI R Bull CBBC Apr 2018 T	150,000,000	2017/10/30	2018/04/27	37.50
66745	Credit Suisse AG – HSI R Bull CBBC May 2018 E	200,000,000	2017/10/30	2018/05/30	50.00
66750	Credit Suisse AG – HSI R Bull CBBC Dec 2018 F	200,000,000	2017/10/30	2018/12/28	50.00
66751	Credit Suisse AG – HSI R Bear CBBC Feb 2018 M	200,000,000	2017/10/30	2018/02/27	50.00
66755	Credit Suisse AG – HSI R Bear CBBC Apr 2018 F	200,000,000	2017/10/30	2018/04/27	50.00
66787	Goldman Sachs SP (Asia) – China Life R Bull CBBC May 2018 B	80,000,000	2017/10/30	2018/05/29	20.00
66772	Goldman Sachs SP (Asia) – HKEX R Bull CBBC Jun 2018 I	80,000,000	2017/10/30	2018/06/28	20.00
66773	Goldman Sachs SP (Asia) – HKEX R Bull CBBC Jul 2018 A	80,000,000	2017/10/30	2018/07/23	21.60
66782	Goldman Sachs SP (Asia) – HKEX R Bull CBBC Jul 2018 B	80,000,000	2017/10/30	2018/07/19	25.36
66792	Goldman Sachs SP (Asia) – HSCEI R Bear CBBC Mar 2018 D	200,000,000	2017/10/30	2018/03/28	50.00
66709	Goldman Sachs SP (Asia) – HSI R Bull CBBC Apr 2019 S	200,000,000	2017/10/30	2019/04/29	50.00
66794	Goldman Sachs SP (Asia) – HSI R Bull CBBC Apr 2019 T	200,000,000	2017/10/30	2019/04/29	50.00
66740	Goldman Sachs SP (Asia) – HSI R Bear CBBC Jan 2018 P	200,000,000	2017/10/30	2018/01/30	50.00
66741	Goldman Sachs SP (Asia) – HSI R Bear CBBC Jan 2018 Q	200,000,000	2017/10/30	2018/01/30	50.00
66731	HK Bank – CC Bank R Bull CBBC Aug 2018 J	80,000,000	2017/10/30	2018/08/27	20.00
66723	HK Bank – China Life R Bull CBBC Aug 2018 E	40,000,000	2017/10/30	2018/08/27	10.00
66717	HK Bank – HKEX R Bear CBBC Jul 2018 G	40,000,000	2017/10/30	2018/07/09	10.00
66715	HK Bank – HSI R Bull CBBC Jul 2018 K	100,000,000	2017/10/30	2018/07/30	25.00
66716	HK Bank – HSI R Bear CBBC Apr 2018 D	100,000,000	2017/10/30	2018/04/27	25.00
66721	HK Bank – Ping An R Bull CBBC Aug 2018 E	80,000,000	2017/10/30	2018/08/20	20.00
66843	J P Morgan SP BV – China Life R Bull CBBC Dec 2018 A	250,000,000	2017/10/30	2018/12/21	62.50
66831	J P Morgan SP BV – HSI R Bull CBBC Nov 2018 M	200,000,000	2017/10/30	2018/11/29	50.00
66841	J P Morgan SP BV – HSI R Bull CBBC Dec 2018 D	200,000,000	2017/10/30	2018/12/28	50.00
66845	J P Morgan SP BV – HSI R Bear CBBC Jan 2018 I	200,000,000	2017/10/30	2018/01/30	50.00
66844	J P Morgan SP BV – HSI R Bear CBBC Jan 2018 T	200,000,000	2017/10/30	2018/01/30	50.00

## MAIN BOARD CALLABLE BULL/BEAR CONTRACTS

Code	Callable Bull/Bear Contracts	No. of issue (units)	Listing date	Expiry	Amount raised (HK\$ mil.)
66739	Macquarie Bank Ltd. – Tencent R Bear CBBC Apr 2018 R	14,000,000	2017/10/30	2018/04/30	10.04
66733	SG Issuer – Evergrande R Bull CBBC Nov 2018 B	100,000,000	2017/10/30	2018/11/23	25.00
66734	SG Issuer – Evergrande R Bull CBBC Dec 2018 A	100,000,000	2017/10/30	2018/12/07	25.00
66768	SG Issuer – HSI R Bull CBBC Aug 2019 B	200,000,000	2017/10/30	2019/08/29	50.00
66764	SG Issuer – HSI R Bear CBBC Feb 2018 L	200,000,000	2017/10/30	2018/02/27	50.00
66766	SG Issuer – HSI R Bear CBBC Mar 2018 X	200,000,000	2017/10/30	2018/03/28	50.00
66767	SG Issuer – HSI R Bear CBBC Mar 2018 Y	200,000,000	2017/10/30	2018/03/28	50.00
66735	SG Issuer – Ping An R Bull CBBC Apr 2018 F	100,000,000	2017/10/30	2018/04/09	25.00
66736	SG Issuer – Sunny Optical R Bull CBBC Dec 2018 A	40,000,000	2017/10/30	2018/12/07	10.00
66819	UBS AG – Geely Auto R Bull CBBC Jul 2018 B	40,000,000	2017/10/30	2018/07/23	18.00
66829	UBS AG – Geely Auto R Bull CBBC Dec 2018 B	100,000,000	2017/10/30	2018/12/10	25.00
66795	UBS AG – HSI R Bull CBBC Oct 2018 X	250,000,000	2017/10/30	2018/10/30	62.50
66798	UBS AG – HSI R Bull CBBC Nov 2018 F	200,000,000	2017/10/30	2018/11/29	50.00
66815	UBS AG – HSI R Bear CBBC Jan 2018 D	250,000,000	2017/10/30	2018/01/30	62.50
66816	UBS AG – HSI R Bear CBBC Jan 2018 E	250,000,000	2017/10/30	2018/01/30	62.50
66704	Bank Vontobel – HSI R Bull CBBC Feb 2018 A	100,000,000	2017/10/30	2018/02/27	25.30
66706	Bank Vontobel – HSI R Bear CBBC Feb 2018 A	100,000,000	2017/10/30	2018/02/27	25.10
66850	BNP Paribas Issuance B.V. – HSCEI R Bear CBBC Mar 2018 A	100,000,000	2017/10/31	2018/03/28	25.00
66854	BNP Paribas Issuance B.V. – HSCEI R Bear CBBC Mar 2018 B	100,000,000	2017/10/31	2018/03/28	25.00
66848	BNP Paribas Issuance B.V. – Tencent R Bear CBBC Apr 2018 G	50,000,000	2017/10/31	2018/04/27	12.50
66847	BNP Paribas Issuance B.V. – Tencent R Bear CBBC Apr 2018 V	50,000,000	2017/10/31	2018/04/27	12.50
66930	Credit Suisse AG – BOCL R Bull CBBC Sep 2018 G	70,000,000	2017/10/31	2018/09/07	17.50
66928	Credit Suisse AG – HKEX R Bull CBBC Jul 2018 B	50,000,000	2017/10/31	2018/07/20	12.50
66925	Credit Suisse AG – HSI R Bull CBBC Apr 2018 V	150,000,000	2017/10/31	2018/04/27	37.50
66922	Credit Suisse AG – HSI R Bull CBBC Oct 2018 G	200,000,000	2017/10/31	2018/10/30	50.00
66929	Credit Suisse AG – HSI R Bear CBBC Feb 2018 T	200,000,000	2017/10/31	2018/02/27	50.00
66921	Credit Suisse AG – HSI R Bear CBBC Mar 2018 P	200,000,000	2017/10/31	2018/03/28	50.00
66876	Bank of East Asia – HKEX R Bull CBBC Aug 2018 C	40,000,000	2017/10/31	2018/08/15	10.00
66886	Bank of East Asia – Sunny Optical R Bull CBBC Aug 2018 A	40,000,000	2017/10/31	2018/08/15	10.00
66871	Bank of East Asia – Tencent R Bull CBBC Aug 2018 H	40,000,000	2017/10/31	2018/08/15	10.00
66979	Goldman Sachs SP (Asia) – China Life R Bull CBBC May 2018 C	80,000,000	2017/10/31	2018/05/21	20.00
66887	Goldman Sachs SP (Asia) – HKEX R Bull CBBC Jun 2018 J	80,000,000	2017/10/31	2018/06/25	20.00
66870	Goldman Sachs SP (Asia) – HSI R Bull CBBC Apr 2019 U	200,000,000	2017/10/31	2019/04/29	50.00
66942	Goldman Sachs SP (Asia) – HSI R Bear CBBC Feb 2018 G	200,000,000	2017/10/31	2018/02/27	50.00
66946	Goldman Sachs SP (Asia) – HSI R Bear CBBC Feb 2018 H	200,000,000	2017/10/31	2018/02/27	50.00
66978	Goldman Sachs SP (Asia) – Tencent R Bull CBBC Mar 2018 W	80,000,000	2017/10/31	2018/03/13	20.00
66861	HK Bank – Evergrande R Bear CBBC Jul 2018 A	40,000,000	2017/10/31	2018/07/23	10.00
66864	HK Bank – ICBC R Bull CBBC Sep 2018 C	80,000,000	2017/10/31	2018/09/10	20.00
66867	HK Bank – Ping An R Bear CBBC Oct 2018 D	40,000,000	2017/10/31	2018/10/29	10.00
66862	HK Bank – Tencent R Bull CBBC Sep 2018 I	60,000,000	2017/10/31	2018/09/10	15.00
66857	Haitong Int'l Sec – CSOP A50 ETF R Bull CBBC Jun 2018 B	60,000,000	2017/10/31	2018/06/25	15.00
66858	Haitong Int'l Sec – CSOP A50 ETF R Bull CBBC Jun 2018 C	60,000,000	2017/10/31	2018/06/25	15.00
66855	Haitong Int'l Sec – Ping An R Bull CBBC Aug 2018 G	25,000,000	2017/10/31	2018/08/23	10.93
66932	J P Morgan SP BV – HSI R Bull CBBC Dec 2018 E	200,000,000	2017/10/31	2018/12/28	50.00
66934	J P Morgan SP BV – HSI R Bear CBBC Jan 2018 J	200,000,000	2017/10/31	2018/01/30	50.00

# MAIN BOARD CALLABLE BULL/BEAR CONTRACTS

Code	Callable Bull/Bear Contracts	No. of issue (units)	Listing date	Expiry	Amount raised (HK\$ mil.)
66938	J P Morgan SP BV – HSI R Bear CBBC Jan 2018 K	200,000,000	2017/10/31	2018/01/30	50.00
66966	SG Issuer – HKEX R Bull CBBC Oct 2018 C	50,000,000	2017/10/31	2018/10/30	12.50
66955	SG Issuer – HKEX R Bear CBBC May 2018 D	50,000,000	2017/10/31	2018/05/30	12.50
66956	SG Issuer – HKEX R Bear CBBC Jun 2018 F	50,000,000	2017/10/31	2018/06/28	12.50
66954	SG Issuer – HSI R Bull CBBC Apr 2019 J	200,000,000	2017/10/31	2019/04/29	50.00
66952	SG Issuer – HSI R Bear CBBC Apr 2018 B	200,000,000	2017/10/31	2018/04/27	50.00
66972	SG Issuer – Tencent R Bull CBBC Aug 2018 G	80,000,000	2017/10/31	2018/08/30	20.00
66892	UBS AG – China Life R Bull CBBC Jul 2018 C	40,000,000	2017/10/31	2018/07/24	10.80
66906	UBS AG – HSI R Bull CBBC Nov 2018 G	250,000,000	2017/10/31	2018/11/29	62.50
66910	UBS AG – HSI R Bull CBBC Nov 2018 H	250,000,000	2017/10/31	2018/11/29	62.50
66909	UBS AG – HSI R Bull CBBC Dec 2018 S	250,000,000	2017/10/31	2018/12/28	62.50
66912	UBS AG – HSI R Bull CBBC Dec 2018 T	250,000,000	2017/10/31	2018/12/28	62.50
66913	UBS AG – HSI R Bull CBBC Apr 2019 K	250,000,000	2017/10/31	2019/04/29	62.50
66915	UBS AG – HSI R Bear CBBC Jan 2018 F	250,000,000	2017/10/31	2018/01/30	62.50
66920	UBS AG – HSI R Bear CBBC Jan 2018 G	250,000,000	2017/10/31	2018/01/30	62.50
66916	UBS AG – HSI R Bear CBBC Feb 2018 T	200,000,000	2017/10/31	2018/02/27	50.00
66890	UBS AG – Tencent R Bull CBBC Apr 2018 F	50,000,000	2017/10/31	2018/04/16	12.50
67009	Credit Suisse AG – Geely Auto R Bull CBBC Jan 2019 A	100,000,000	2017/11/01	2019/01/11	25.00
67011	Credit Suisse AG – Galaxy Ent R Bear CBBC Jun 2018 D	50,000,000	2017/11/01	2018/06/15	12.50
67004	Credit Suisse AG – HSI R Bull CBBC Mar 2018 S	200,000,000	2017/11/01	2018/03/28	50.00
67005	Credit Suisse AG – HSI R Bull CBBC May 2018 F	200,000,000	2017/11/01	2018/05/30	50.00
67003	Credit Suisse AG – HSI R Bear CBBC Mar 2018 Q	150,000,000	2017/11/01	2018/03/28	37.50
67010	Credit Suisse AG – Tencent R Bull CBBC Jun 2018 X	50,000,000	2017/11/01	2018/06/27	12.50
66981	Goldman Sachs SP (Asia) – HSI R Bear CBBC Feb 2018 I	200,000,000	2017/11/01	2018/02/27	50.00
66993	Goldman Sachs SP (Asia) – Ping An R Bull CBBC Aug 2018 C	80,000,000	2017/11/01	2018/08/01	20.00
66992	Goldman Sachs SP (Asia) – Tencent R Bull CBBC Mar 2018 X	80,000,000	2017/11/01	2018/03/21	20.00
66991	HK Bank – COVS R Bull CBBC Aug 2018 C	40,000,000	2017/11/01	2018/08/13	10.00
66983	HK Bank – CSOP A50 ETF R Bull CBBC Aug 2018 C	50,000,000	2017/11/01	2018/08/13	12.50
66989	HK Bank – Tencent R Bull CBBC Oct 2018 B	60,000,000	2017/11/01	2018/10/02	15.00
67038	J P Morgan SP BV – HSI R Bull CBBC Dec 2018 H	200,000,000	2017/11/01	2018/12/28	50.00
67029	J P Morgan SP BV – HSI R Bull CBBC Sep 2019 R	200,000,000	2017/11/01	2019/09/27	50.00
67045	J P Morgan SP BV – HSI R Bear CBBC Feb 2018 Z	200,000,000	2017/11/01	2018/02/27	50.00
67032	J P Morgan SP BV – Tencent R Bull CBBC Feb 2018 O	60,000,000	2017/11/01	2018/02/15	15.00
67037	J P Morgan SP BV – Tencent R Bull CBBC Feb 2018 P	60,000,000	2017/11/01	2018/02/15	15.00
66994	Macquarie Bank Ltd. – Tencent R Bull CBBC May 2018 A	15,000,000	2017/11/01	2018/05/31	10.02
67050	SG Issuer – HSI R Bull CBBC Mar 2019 J	200,000,000	2017/11/01	2019/03/28	50.00
67001	SG Issuer – HSI R Bull CBBC Aug 2019 C	200,000,000	2017/11/01	2019/08/29	50.00
67049	SG Issuer – HSI R Bear CBBC Feb 2018 I	200,000,000	2017/11/01	2018/02/27	50.00
67048	SG Issuer – HSI R Bear CBBC Feb 2018 M	200,000,000	2017/11/01	2018/02/27	50.00
66996	SG Issuer – Tencent R Bull CBBC Jun 2018 K	80,000,000	2017/11/01	2018/06/27	20.00
67024	UBS AG – China Mobile R Bull CBBC May 2018 A	50,000,000	2017/11/01	2018/05/14	12.50
67017	UBS AG – HSI R Bull CBBC Apr 2019 L	200,000,000	2017/11/01	2019/04/29	50.00
67025	UBS AG – HSI R Bull CBBC Apr 2019 M	250,000,000	2017/11/01	2019/04/29	62.50
67012	UBS AG – HSI R Bear CBBC Feb 2018 U	250,000,000	2017/11/01	2018/02/27	62.50
67013	UBS AG – HSI R Bear CBBC Feb 2018 V	250,000,000	2017/11/01	2018/02/27	62.50



# MAIN BOARD CALLABLE BULL/BEAR CONTRACTS

Code	Callable Bull/Bear Contracts	No. of issue (units)	Listing date	Expiry	Amount raised (HK\$ mil.)
67014	UBS AG – HSI R Bear CBBC Mar 2018 E	250,000,000	2017/11/01	2018/03/28	62.50
67023	UBS AG – Ping An R Bull CBBC Apr 2018 A	50,000,000	2017/11/01	2018/04/16	12.50
67019	UBS AG – Tencent R Bull CBBC Mar 2018 I	50,000,000	2017/11/01	2018/03/12	12.50
67022	UBS AG – Tencent R Bull CBBC Mar 2018 J	50,000,000	2017/11/01	2018/03/26	12.50
67052	BNP Paribas Issuance B.V. – HSI R Bull CBBC Nov 2018 H	250,000,000	2017/11/02	2018/11/29	62.50
67056	BNP Paribas Issuance B.V. – HSI R Bull CBBC Nov 2018 I	250,000,000	2017/11/02	2018/11/29	62.50
67060	BNP Paribas Issuance B.V. – HSI R Bear CBBC Mar 2018 Y	250,000,000	2017/11/02	2018/03/28	62.50
67094	Credit Suisse AG – CSOP A50 ETF R Bull CBBC Apr 2018 G	50,000,000	2017/11/02	2018/04/12	12.50
67089	Credit Suisse AG – Geely Auto R Bear CBBC Dec 2018 A	100,000,000	2017/11/02	2018/12/21	25.00
67086	Credit Suisse AG – HSI R Bull CBBC Dec 2018 G	200,000,000	2017/11/02	2018/12/28	50.00
67087	Credit Suisse AG – HSI R Bear CBBC Apr 2018 G	200,000,000	2017/11/02	2018/04/27	50.00
67093	Credit Suisse AG – Sands China R Bear CBBC Jul 2018 B	50,000,000	2017/11/02	2018/07/13	12.50
67123	Goldman Sachs SP (Asia) – HSI R Bull CBBC Mar 2019 L	200,000,000	2017/11/02	2019/03/28	50.00
67121	Goldman Sachs SP (Asia) – HSI R Bear CBBC Mar 2018 I	200,000,000	2017/11/02	2018/03/28	50.00
67067	HK Bank – China Life R Bull CBBC Sep 2018 A	40,000,000	2017/11/02	2018/09/03	18.00
67069	HK Bank – CM Bank R Bull CBBC Aug 2018 D	100,000,000	2017/11/02	2018/08/27	25.00
67073	HK Bank – Galaxy Ent R Bear CBBC Jun 2018 C	40,000,000	2017/11/02	2018/06/25	10.00
67068	HK Bank – HSI R Bear CBBC Apr 2018 E	100,000,000	2017/11/02	2018/04/27	25.00
67065	HK Bank – PetCh R Bull CBBC Oct 2018 A	80,000,000	2017/11/02	2018/10/29	20.00
67063	HK Bank – Sands China R Bear CBBC Aug 2018 A	40,000,000	2017/11/02	2018/08/20	10.00
67118	J P Morgan SP BV – COVS R Bull CBBC Jan 2019 A	200,000,000	2017/11/02	2019/01/18	50.00
67111	J P Morgan SP BV – HSI R Bull CBBC Dec 2018 I	200,000,000	2017/11/02	2018/12/28	50.00
67112	J P Morgan SP BV – HSI R Bull CBBC Sep 2019 S	200,000,000	2017/11/02	2019/09/27	50.00
67119	J P Morgan SP BV – HSI R Bear CBBC Feb 2018 B	200,000,000	2017/11/02	2018/02/27	50.00
67084	SG Issuer – CMob R Bull CBBC Dec 2018 B	100,000,000	2017/11/02	2018/12/14	25.00
67085	SG Issuer – CP&CC R Bull CBBC Nov 2018 A	40,000,000	2017/11/02	2018/11/29	10.00
67077	SG Issuer – CSOP A50 ETF R Bull CBBC Jun 2018 C	40,000,000	2017/11/02	2018/06/15	10.00
67083	SG Issuer – CSOP A50 ETF R Bull CBBC Aug 2018 B	40,000,000	2017/11/02	2018/08/10	10.00
67104	SG Issuer – HSI R Bull CBBC Jul 2019 Q	200,000,000	2017/11/02	2019/07/30	50.00
67103	SG Issuer – HSI R Bear CBBC Mar 2018 Z	200,000,000	2017/11/02	2018/03/28	50.00
67099	UBS AG – HSI R Bull CBBC Oct 2018 S	250,000,000	2017/11/02	2018/10/30	62.50
67097	UBS AG – HSI R Bull CBBC Dec 2018 U	250,000,000	2017/11/02	2018/12/28	62.50
67100	UBS AG – HSI R Bull CBBC Apr 2019 N	200,000,000	2017/11/02	2019/04/29	50.00
67101	UBS AG – HSI R Bear CBBC Feb 2018 W	200,000,000	2017/11/02	2018/02/27	50.00
67102	UBS AG – Tencent R Bull CBBC Feb 2018 L	50,000,000	2017/11/02	2018/02/26	12.50
67179	Credit Suisse AG – CUni R Bull CBBC Jul 2018 A	50,000,000	2017/11/03	2018/07/13	12.50
67180	Credit Suisse AG – CCB R Bull CBBC Sep 2018 P	70,000,000	2017/11/03	2018/09/19	17.50
67191	Credit Suisse AG – China Life R Bull CBBC Apr 2018 A	40,000,000	2017/11/03	2018/04/13	10.00
67177	Credit Suisse AG – HSBC R Bull CBBC Jul 2018 H	100,000,000	2017/11/03	2018/07/19	25.00
67190	Credit Suisse AG – HSI R Bull CBBC May 2018 H	200,000,000	2017/11/03	2018/05/30	50.00
67174	Credit Suisse AG – HSI R Bear CBBC Apr 2018 H	200,000,000	2017/11/03	2018/04/27	50.00
67175	Credit Suisse AG – HSI R Bear CBBC May 2018 E	200,000,000	2017/11/03	2018/05/30	50.00
67186	Credit Suisse AG – ICBC R Bull CBBC Sep 2018 N	70,000,000	2017/11/03	2018/09/07	17.50
67194	Credit Suisse AG – Ping An R Bull CBBC Aug 2018 L	100,000,000	2017/11/03	2018/08/30	25.00
67195	Credit Suisse AG – Ping An R Bear CBBC Apr 2018 H	50,000,000	2017/11/03	2018/04/19	12.50



# MAIN BOARD CALLABLE BULL/BEAR CONTRACTS

Code	Callable Bull/Bear Contracts	No. of issue (units)	Listing date	Expiry	Amount raised (HK\$ mil.)
67130	Goldman Sachs SP (Asia) – HKEX R Bull CBBC Jun 2018 K	80,000,000	2017/11/03	2018/06/26	20.00
67267	Goldman Sachs SP (Asia) – HKEX R Bull CBBC Jun 2018 L	80,000,000	2017/11/03	2018/06/25	20.00
67271	Goldman Sachs SP (Asia) – CSOP A50 ETF R Bull CBBC Sep 2018A	100,000,000	2017/11/03	2018/09/18	25.00
67228	Goldman Sachs SP (Asia) – HSI R Bull CBBC Apr 2019 V	200,000,000	2017/11/03	2019/04/29	50.00
67230	Goldman Sachs SP (Asia) – HSI R Bull CBBC Apr 2019 W	200,000,000	2017/11/03	2019/04/29	50.00
67136	Goldman Sachs SP (Asia) – HSI R Bear CBBC Mar 2018 H	200,000,000	2017/11/03	2018/03/28	50.00
67134	Goldman Sachs SP (Asia) – HSI R Bear CBBC Mar 2018 K	200,000,000	2017/11/03	2018/03/28	50.00
67269	Goldman Sachs SP (Asia) – Ping An R Bull CBBC Aug 2018 D	80,000,000	2017/11/03	2018/08/16	20.00
67129	Goldman Sachs SP (Asia) – Tencent R Bull CBBC Mar 2018 Y	80,000,000	2017/11/03	2018/03/06	20.00
67266	Goldman Sachs SP (Asia) – Tencent R Bull CBBC Mar 2018 Z	80,000,000	2017/11/03	2018/03/13	20.00
67152	HK Bank – China Mobile R Bull CBBC Oct 2018 B	50,000,000	2017/11/03	2018/10/08	12.50
67151	HK Bank – Sinopec Corp R Bull CBBC May 2018 A	50,000,000	2017/11/03	2018/05/21	12.50
67150	HK Bank – Sinopec Corp R Bull CBBC Oct 2018 A	50,000,000	2017/11/03	2018/10/08	12.50
67147	HK Bank – CSOP A50 ETF R Bull CBBC Aug 2018 D	50,000,000	2017/11/03	2018/08/20	12.50
67148	HK Bank – CSOP A50 ETF R Bear CBBC Jun 2018 B	40,000,000	2017/11/03	2018/06/19	10.00
67143	HK Bank – Geely Auto R Bear CBBC Apr 2018 G	40,000,000	2017/11/03	2018/04/30	10.00
67139	HK Bank – HSI R Bull CBBC Jul 2018 L	150,000,000	2017/11/03	2018/07/30	37.50
67218	J P Morgan SP BV – HSI R Bull CBBC Dec 2018 J	200,000,000	2017/11/03	2018/12/28	50.00
67214	J P Morgan SP BV – HSI R Bear CBBC Feb 2018 A	200,000,000	2017/11/03	2018/02/27	50.00
67227	J P Morgan SP BV – ICBC R Bull CBBC Sep 2018 C	100,000,000	2017/11/03	2018/09/21	25.00
67226	J P Morgan SP BV – Ping An R Bull CBBC Apr 2018 F	100,000,000	2017/11/03	2018/04/20	25.00
67164	SG Issuer – CMob R Bull CBBC Dec 2018 C	100,000,000	2017/11/03	2018/12/07	25.00
67246	SG Issuer – CCB R Bull CBBC Aug 2018 K	100,000,000	2017/11/03	2018/08/08	25.00
67163	SG Issuer – China Life R Bull CBBC May 2018 I	40,000,000	2017/11/03	2018/05/07	10.00
67251	SG Issuer – China Life R Bull CBBC Sep 2018 B	40,000,000	2017/11/03	2018/09/04	10.00
67255	SG Issuer – China Life R Bear CBBC Dec 2018 A	100,000,000	2017/11/03	2018/12/14	25.00
67161	SG Issuer – CSA50 R Bear CBBC Sep 2018 B	40,000,000	2017/11/03	2018/09/28	10.00
67258	SG Issuer – HSBC R Bull CBBC Jun 2018 H	100,000,000	2017/11/03	2018/06/26	25.00
67208	SG Issuer – HSI R Bull CBBC Mar 2019 I	200,000,000	2017/11/03	2019/03/28	50.00
67210	SG Issuer – HSI R Bull CBBC Jul 2019 R	200,000,000	2017/11/03	2019/07/30	50.00
67213	SG Issuer – HSI R Bull CBBC Jul 2019 S	200,000,000	2017/11/03	2019/07/30	50.00
67206	SG Issuer – HSI R Bear CBBC Feb 2018 O	200,000,000	2017/11/03	2018/02/27	50.00
67207	SG Issuer – HSI R Bear CBBC Apr 2018 C	200,000,000	2017/11/03	2018/04/27	50.00
67259	SG Issuer – ICBC R Bull CBBC Aug 2018 J	60,000,000	2017/11/03	2018/08/10	15.00
67261	SG Issuer – ICBC R Bull CBBC Sep 2018 D	60,000,000	2017/11/03	2018/09/28	15.00
67165	SG Issuer – ICBC R Bear CBBC Dec 2018 A	60,000,000	2017/11/03	2018/12/07	15.00
67262	SG Issuer – Ping An R Bull CBBC May 2018 I	100,000,000	2017/11/03	2018/05/04	25.00
67172	UBS AG – HSI R Bull CBBC Nov 2018 U	200,000,000	2017/11/03	2018/11/29	50.00
67166	UBS AG – HSI R Bear CBBC Feb 2018 X	200,000,000	2017/11/03	2018/02/27	50.00
67171	UBS AG – HSI R Bear CBBC Mar 2018 F	250,000,000	2017/11/03	2018/03/28	62.50
67274	BNP Paribas Issuance B.V. – HSI R Bear CBBC Mar 2018 K	250,000,000	2017/11/06	2018/03/28	62.50
67273	BNP Paribas Issuance B.V. – HSI R Bear CBBC Mar 2018 Z	250,000,000	2017/11/06	2018/03/28	62.50
67336	Credit Suisse AG – CM Bank R Bull CBBC Nov 2018 D	70,000,000	2017/11/06	2018/11/02	17.50
67345	Credit Suisse AG – CNOOC R Bull CBBC Oct 2018 H	50,000,000	2017/11/06	2018/10/11	12.50
67331	Credit Suisse AG – Geely Auto R Bear CBBC Apr 2018 K	40,000,000	2017/11/06	2018/04/13	13.20

# MAIN BOARD CALLABLE BULL/BEAR CONTRACTS

Code	Callable Bull/Bear Contracts	No. of issue (units)	Listing date	Expiry	Amount raised (HK\$ mil.)
67327	Credit Suisse AG – HSI R Bull CBBC Dec 2018 H	200,000,000	2017/11/06	2018/12/28	50.00
67343	Credit Suisse AG – HSI R Bear CBBC Mar 2018 R	150,000,000	2017/11/06	2018/03/28	37.50
67330	Credit Suisse AG – HSI R Bear CBBC May 2018 F	200,000,000	2017/11/06	2018/05/30	50.00
67417	Goldman Sachs SP (Asia) – HSBC R Bull CBBC Sep 2018 B	80,000,000	2017/11/06	2018/09/14	20.00
67357	Goldman Sachs SP (Asia) – HSCEI R Bull CBBC Nov 2018 C	200,000,000	2017/11/06	2018/11/29	50.00
67347	Goldman Sachs SP (Asia) – HSI R Bull CBBC Mar 2018 Q	200,000,000	2017/11/06	2018/03/28	50.00
67355	Goldman Sachs SP (Asia) – HSI R Bear CBBC Feb 2018 J	200,000,000	2017/11/06	2018/02/27	50.00
67388	Goldman Sachs SP (Asia) – HSI R Bear CBBC Feb 2018 L	200,000,000	2017/11/06	2018/02/27	50.00
67409	Goldman Sachs SP (Asia) – Ping An R Bear CBBC Aug 2018 D	80,000,000	2017/11/06	2018/08/16	20.00
67408	Goldman Sachs SP (Asia) – Tencent R Bull CBBC Mar 2018 A	80,000,000	2017/11/06	2018/03/12	20.00
67292	HK Bank – AAC Tech R Bull CBBC Jul 2018 E	40,000,000	2017/11/06	2018/07/30	10.00
67296	HK Bank – China Mobile R Bull CBBC Sep 2018 A	50,000,000	2017/11/06	2018/09/28	12.50
67282	HK Bank – CNOOC R Bull CBBC Sep 2018 A	50,000,000	2017/11/06	2018/09/28	12.50
67281	HK Bank – Geely Auto R Bull CBBC Sep 2018 D	40,000,000	2017/11/06	2018/09/10	10.00
67276	HK Bank – HKEX R Bull CBBC Sep 2018 E	50,000,000	2017/11/06	2018/09/28	12.50
67289	HK Bank – HSI R Bear CBBC Apr 2018 F	100,000,000	2017/11/06	2018/04/27	25.00
67294	HK Bank – Tencent R Bull CBBC Jul 2018 R	60,000,000	2017/11/06	2018/07/03	15.00
67396	J P Morgan SP BV – CNOOC R Bull CBBC Jul 2018 B	60,000,000	2017/11/06	2018/07/20	15.00
67359	J P Morgan SP BV – Geely Auto R Bull CBBC Feb 2019 A	300,000,000	2017/11/06	2019/02/15	75.00
67397	J P Morgan SP BV – HSBC R Bull CBBC Nov 2018 B	150,000,000	2017/11/06	2018/11/16	37.50
67362	J P Morgan SP BV – HSI R Bull CBBC Sep 2019 T	200,000,000	2017/11/06	2019/09/27	50.00
67360	J P Morgan SP BV – HSI R Bear CBBC Feb 2018 D	200,000,000	2017/11/06	2018/02/27	50.00
67369	J P Morgan SP BV – HSI R Bear CBBC Feb 2018 F	200,000,000	2017/11/06	2018/02/27	50.00
67391	J P Morgan SP BV – Tencent R Bull CBBC Feb 2018 Q	50,000,000	2017/11/06	2018/02/15	12.50
67314	Macquarie Bank Ltd. – Ping An R Bear CBBC Oct 2018 A	34,000,000	2017/11/06	2018/10/30	10.20
67312	Macquarie Bank Ltd. – Ping An R Bear CBBC Nov 2018 A	29,000,000	2017/11/06	2018/11/29	10.30
67299	SG Issuer – CNOOC R Bull CBBC May 2018 A	40,000,000	2017/11/06	2018/05/18	10.00
67300	SG Issuer – CNOOC R Bull CBBC Dec 2018 B	40,000,000	2017/11/06	2018/12/10	10.00
67302	SG Issuer – HKEX R Bull CBBC Oct 2018 D	50,000,000	2017/11/06	2018/10/19	12.50
67382	SG Issuer – HSI R Bull CBBC Apr 2019 L	200,000,000	2017/11/06	2019/04/29	50.00
67371	SG Issuer – HSI R Bear CBBC Feb 2018 P	200,000,000	2017/11/06	2018/02/27	50.00
67377	SG Issuer – HSI R Bear CBBC Feb 2018 Q	200,000,000	2017/11/06	2018/02/27	50.00
67381	SG Issuer – HSI R Bear CBBC Apr 2018 D	200,000,000	2017/11/06	2018/04/27	50.00
67308	SG Issuer – Tencent R Bull CBBC Aug 2018 H	80,000,000	2017/11/06	2018/08/17	20.00
67326	UBS AG – HSI R Bull CBBC Oct 2018 V	250,000,000	2017/11/06	2018/10/30	62.50
67320	UBS AG – HSI R Bear CBBC Feb 2018 Y	250,000,000	2017/11/06	2018/02/27	62.50
67321	UBS AG – HSI R Bear CBBC Feb 2018 Z	200,000,000	2017/11/06	2018/02/27	50.00
67430	BNP Paribas Issuance B.V. – HSI R Bear CBBC Mar 2018 T	250,000,000	2017/11/07	2018/03/28	62.50
67441	Credit Suisse AG – CNOOC R Bull CBBC Nov 2018 A	50,000,000	2017/11/07	2018/11/02	12.50
67437	Credit Suisse AG – HSI R Bull CBBC Apr 2018 W	150,000,000	2017/11/07	2018/04/27	37.50
67438	Credit Suisse AG – HSI R Bear CBBC Apr 2018 I	200,000,000	2017/11/07	2018/04/27	50.00
67439	Credit Suisse AG – HSI R Bear CBBC Apr 2018 J	200,000,000	2017/11/07	2018/04/27	50.00
67446	Credit Suisse AG – HSI R Bear CBBC May 2018 G	200,000,000	2017/11/07	2018/05/30	50.00
67443	Credit Suisse AG – PetCh R Bull CBBC May 2018 A	50,000,000	2017/11/07	2018/05/18	12.50
67444	Credit Suisse AG – PetCh R Bull CBBC May 2018 B	50,000,000	2017/11/07	2018/05/11	12.50

# MAIN BOARD CALLABLE BULL/BEAR CONTRACTS

Code	Callable Bull/Bear Contracts	No. of issue (units)	Listing date	Expiry	Amount raised (HK\$ mil.)
67434	Bank of East Asia – HSBC Holdings R Bull CBBC May 2018 C	60,000,000	2017/11/07	2018/05/08	15.00
67435	Bank of East Asia – Ping An R Bull CBBC Aug 2018 C	16,000,000	2017/11/07	2018/08/22	10.40
67433	Bank of East Asia – Tencent R Bull CBBC Aug 2018 I	40,000,000	2017/11/07	2018/08/22	10.00
67476	Goldman Sachs SP (Asia) – CSOP A50 ETF R Bull CBBC Mar 2018D	80,000,000	2017/11/07	2018/03/19	20.00
67474	Goldman Sachs SP (Asia) – HSBC R Bear CBBC Mar 2018 A	80,000,000	2017/11/07	2018/03/26	20.00
67468	Goldman Sachs SP (Asia) – HSI R Bull CBBC Mar 2019 M	200,000,000	2017/11/07	2019/03/28	50.00
67470	Goldman Sachs SP (Asia) – HSI R Bear CBBC Mar 2018 M	200,000,000	2017/11/07	2018/03/28	50.00
67472	Goldman Sachs SP (Asia) – Tencent R Bear CBBC Mar 2018 L	80,000,000	2017/11/07	2018/03/07	20.00
67428	HK Bank – Evergrande R Bull CBBC Sep 2018 D	100,000,000	2017/11/07	2018/09/24	25.00
67424	HK Bank – HSI R Bull CBBC Jul 2018 R	100,000,000	2017/11/07	2018/07/30	25.00
67423	HK Bank – HSI R Bear CBBC Apr 2018 A	150,000,000	2017/11/07	2018/04/27	37.50
67429	HK Bank – Ping An R Bull CBBC Jul 2018 A	80,000,000	2017/11/07	2018/07/31	20.00
67427	HK Bank – Sunny Optical R Bull CBBC Jun 2018 B	40,000,000	2017/11/07	2018/06/29	10.00
67478	J P Morgan SP BV – CNOOC R Bull CBBC Oct 2018 C	60,000,000	2017/11/07	2018/10/19	15.00
67490	J P Morgan SP BV – HSI R Bull CBBC Sep 2019 U	200,000,000	2017/11/07	2019/09/27	50.00
67484	J P Morgan SP BV – HSI R Bear CBBC Feb 2018 G	200,000,000	2017/11/07	2018/02/27	50.00
67486	J P Morgan SP BV – HSI R Bear CBBC Mar 2018 A	200,000,000	2017/11/07	2018/03/28	50.00
67489	J P Morgan SP BV – HSI R Bear CBBC Apr 2018 A	200,000,000	2017/11/07	2018/04/27	50.00
67420	SG Issuer – BOCL R Bear CBBC Dec 2018 A	40,000,000	2017/11/07	2018/12/10	10.00
67431	SG Issuer – Galaxy R Bull CBBC Jul 2018 C	80,000,000	2017/11/07	2018/07/30	20.00
67462	SG Issuer – HSI R Bull CBBC Feb 2019 H	200,000,000	2017/11/07	2019/02/27	50.00
67466	SG Issuer – HSI R Bull CBBC Apr 2019 M	200,000,000	2017/11/07	2019/04/29	50.00
67455	SG Issuer – HSI R Bear CBBC Feb 2018 R	200,000,000	2017/11/07	2018/02/27	50.00
67456	SG Issuer – HSI R Bear CBBC Mar 2018 A	200,000,000	2017/11/07	2018/03/28	50.00
67460	SG Issuer – HSI R Bear CBBC Mar 2018 B	200,000,000	2017/11/07	2018/03/28	50.00
67421	SG Issuer – ICBC R Bull CBBC Aug 2018 K	60,000,000	2017/11/07	2018/08/09	15.00
67422	SG Issuer – Ping An R Bear CBBC Dec 2018 A	100,000,000	2017/11/07	2018/12/21	25.00
67432	SG Issuer – Sands R Bull CBBC Sep 2018 B	60,000,000	2017/11/07	2018/09/07	15.00
67449	UBS AG – HSI R Bull CBBC Nov 2018 I	200,000,000	2017/11/07	2018/11/29	50.00
67448	UBS AG – HSI R Bull CBBC Nov 2018 Y	250,000,000	2017/11/07	2018/11/29	62.50
67454	UBS AG – HSI R Bear CBBC Feb 2018 B	250,000,000	2017/11/07	2018/02/27	62.50
67453	UBS AG – HSI R Bear CBBC Mar 2018 G	200,000,000	2017/11/07	2018/03/28	50.00
67450	UBS AG – Petrochina R Bull CBBC Oct 2018 A	40,000,000	2017/11/07	2018/10/15	10.00
67451	UBS AG – Ping An R Bull CBBC Aug 2018 C	50,000,000	2017/11/07	2018/08/20	12.50
67518	BNP Paribas Issuance B.V. – CSOP A50 ETF R Bull CBBC Jun18 E	60,000,000	2017/11/08	2018/06/28	15.00
67527	BNP Paribas Issuance B.V. – HSCEI R Bull CBBC Aug 2018 B	100,000,000	2017/11/08	2018/08/30	25.00
67515	BNP Paribas Issuance B.V. – HSCEI R Bear CBBC Mar 2018 C	100,000,000	2017/11/08	2018/03/28	25.00
67594	BNP Paribas Issuance B.V. – HSI R Bull CBBC Nov 2018 J	250,000,000	2017/11/08	2018/11/29	62.50
67595	BNP Paribas Issuance B.V. – HSI R Bull CBBC Nov 2018 K	250,000,000	2017/11/08	2018/11/29	62.50
67520	BNP Paribas Issuance B.V. – Ping An R Bull CBBC Aug 2018 M	200,000,000	2017/11/08	2018/08/30	50.00
67592	BNP Paribas Issuance B.V. – Ping An R Bull CBBC Aug 2018 N	200,000,000	2017/11/08	2018/08/30	50.00
67526	BNP Paribas Issuance B.V. – Tencent R Bull CBBC Aug 2018 L	50,000,000	2017/11/08	2018/08/30	12.50
67590	BNP Paribas Issuance B.V. – Tencent R Bull CBBC Aug 2018 P	50,000,000	2017/11/08	2018/08/30	12.50
67606	BNP Paribas Issuance B.V. – Tencent R Bear CBBC Apr 2018 B	50,000,000	2017/11/08	2018/04/27	17.50
67612	BNP Paribas Issuance B.V. – Tencent R Bear CBBC Apr 2018 D	50,000,000	2017/11/08	2018/04/27	20.00

# MAIN BOARD CALLABLE BULL/BEAR CONTRACTS

Code	Callable Bull/Bear Contracts	No. of issue (units)	Listing date	Expiry	Amount raised (HK\$ mil.)
67587	BNP Paribas Issuance B.V. – Tencent R Bear CBBC Apr 2018 J	50,000,000	2017/11/08	2018/04/27	12.50
67509	BNP Paribas Issuance B.V. – Tencent R Bear CBBC Apr 2018 O	50,000,000	2017/11/08	2018/04/27	12.50
67602	BNP Paribas Issuance B.V. – Tencent R Bear CBBC Apr 2018 T	50,000,000	2017/11/08	2018/04/27	12.50
67604	BNP Paribas Issuance B.V. – Tencent R Bear CBBC Apr 2018 U	50,000,000	2017/11/08	2018/04/27	15.00
67613	BNP Paribas Issuance B.V. – Tencent R Bear CBBC Apr 2018 W	50,000,000	2017/11/08	2018/04/27	22.50
67629	Credit Suisse AG – CCB R Bull CBBC Sep 2018 Q	70,000,000	2017/11/08	2018/09/14	17.50
67651	Credit Suisse AG – China Life R Bull CBBC Apr 2018 B	40,000,000	2017/11/08	2018/04/20	10.00
67625	Credit Suisse AG – Sinopec Corp R Bull CBBC Oct 2018 A	70,000,000	2017/11/08	2018/10/26	17.50
67638	Credit Suisse AG – CSOP A50 ETF R Bull CBBC Apr 2018 H	50,000,000	2017/11/08	2018/04/26	12.50
67657	Credit Suisse AG – Galaxy Ent R Bull CBBC Jun 2018 H	50,000,000	2017/11/08	2018/06/29	12.50
67654	Credit Suisse AG – HKEX R Bull CBBC Jun 2018 S	50,000,000	2017/11/08	2018/06/22	12.50
67624	Credit Suisse AG – HSBC R Bull CBBC Jul 2018 I	50,000,000	2017/11/08	2018/07/05	12.50
67662	Credit Suisse AG – HSCEI R Bull CBBC Mar 2018 J	100,000,000	2017/11/08	2018/03/28	25.00
67645	Credit Suisse AG – HSI R Bull CBBC Mar 2018 U	200,000,000	2017/11/08	2018/03/28	50.00
67641	Credit Suisse AG – HSI R Bull CBBC Apr 2018 X	150,000,000	2017/11/08	2018/04/27	37.50
67658	Credit Suisse AG – HSI R Bull CBBC Dec 2018 I	200,000,000	2017/11/08	2018/12/28	50.00
67621	Credit Suisse AG – HSI R Bear CBBC Apr 2018 K	200,000,000	2017/11/08	2018/04/27	50.00
67623	Credit Suisse AG – HSI R Bear CBBC May 2018 H	200,000,000	2017/11/08	2018/05/30	50.00
67639	Credit Suisse AG – HSI R Bear CBBC May 2018 I	200,000,000	2017/11/08	2018/05/30	50.00
67647	Credit Suisse AG – Ping An R Bull CBBC Aug 2018 M	100,000,000	2017/11/08	2018/08/08	25.00
67649	Credit Suisse AG – Ping An R Bear CBBC Apr 2018 I	50,000,000	2017/11/08	2018/04/26	12.50
67635	Credit Suisse AG – Sunny Optical R Bull CBBC Apr 2018 B	40,000,000	2017/11/08	2018/04/20	10.00
67655	Credit Suisse AG – Tencent R Bull CBBC Jul 2018 R	50,000,000	2017/11/08	2018/07/19	12.50
67656	Credit Suisse AG – Tencent R Bull CBBC Jul 2018 S	50,000,000	2017/11/08	2018/07/25	12.50
67583	Bank of East Asia – AIA R Bull CBBC Jul 2018 C	40,000,000	2017/11/08	2018/07/31	10.00
67576	Bank of East Asia – China Mobile R Bull CBBC Aug 2018 C	60,000,000	2017/11/08	2018/08/28	15.00
67575	Bank of East Asia – China Life R Bull CBBC Aug 2018 B	30,000,000	2017/11/08	2018/08/28	10.50
67585	Bank of East Asia – Galaxy Ent R Bull CBBC Aug 2018 B	16,000,000	2017/11/08	2018/08/28	10.40
67570	Bank of East Asia – Ping An R Bull CBBC Aug 2018 D	16,000,000	2017/11/08	2018/08/28	10.40
67586	Bank of East Asia – Tencent R Bull CBBC Aug 2018 J	40,000,000	2017/11/08	2018/08/28	10.00
67588	Bank of East Asia – Tencent R Bull CBBC Aug 2018 K	40,000,000	2017/11/08	2018/08/28	10.00
67835	Goldman Sachs SP (Asia) – China Life R Bull CBBC Jul 2018 A	80,000,000	2017/11/08	2018/07/30	20.00
67836	Goldman Sachs SP (Asia) – China Life R Bull CBBC Dec 2018 A	80,000,000	2017/11/08	2018/12/17	20.00
67848	Goldman Sachs SP (Asia) – CSOP A50 ETF R Bull CBBC Apr 2018B	80,000,000	2017/11/08	2018/04/23	20.00
67846	Goldman Sachs SP (Asia) – HKEX R Bull CBBC Jun 2018 M	80,000,000	2017/11/08	2018/06/25	20.00
67824	Goldman Sachs SP (Asia) – HSCEI R Bear CBBC Mar 2018 E	200,000,000	2017/11/08	2018/03/28	50.00
67825	Goldman Sachs SP (Asia) – HSCEI R Bear CBBC Mar 2018 F	200,000,000	2017/11/08	2018/03/28	50.00
67715	Goldman Sachs SP (Asia) – HSI R Bull CBBC Mar 2019 N	200,000,000	2017/11/08	2019/03/28	50.00
67716	Goldman Sachs SP (Asia) – HSI R Bull CBBC Mar 2019 O	200,000,000	2017/11/08	2019/03/28	50.00
67720	Goldman Sachs SP (Asia) – HSI R Bull CBBC Mar 2019 P	200,000,000	2017/11/08	2019/03/28	50.00
67506	Goldman Sachs SP (Asia) – HSI R Bear CBBC Mar 2018 L	200,000,000	2017/11/08	2018/03/28	50.00
67563	Goldman Sachs SP (Asia) – HSI R Bear CBBC Mar 2018 N	200,000,000	2017/11/08	2018/03/28	50.00
67709	Goldman Sachs SP (Asia) – HSI R Bear CBBC Mar 2018 O	200,000,000	2017/11/08	2018/03/28	50.00
67710	Goldman Sachs SP (Asia) – HSI R Bear CBBC Mar 2018 P	200,000,000	2017/11/08	2018/03/28	50.00
67713	Goldman Sachs SP (Asia) – HSI R Bear CBBC Mar 2018 R	200,000,000	2017/11/08	2018/03/28	50.00

# MAIN BOARD CALLABLE BULL/BEAR CONTRACTS

Code	Callable Bull/Bear Contracts	No. of issue (units)	Listing date	Expiry	Amount raised (HK\$ mil.)
67861	Goldman Sachs SP (Asia) – Ping An R Bull CBBC Oct 2018 A	80,000,000	2017/11/08	2018/10/29	20.00
67862	Goldman Sachs SP (Asia) – Ping An R Bull CBBC Oct 2018 B	80,000,000	2017/11/08	2018/10/29	20.00
67850	Goldman Sachs SP (Asia) – Ping An R Bear CBBC Jun 2018 A	80,000,000	2017/11/08	2018/06/01	20.00
67829	Goldman Sachs SP (Asia) – Tencent R Bull CBBC Mar 2018 B	80,000,000	2017/11/08	2018/03/08	20.00
67831	Goldman Sachs SP (Asia) – Tencent R Bull CBBC Mar 2018 C	80,000,000	2017/11/08	2018/03/08	20.00
67832	Goldman Sachs SP (Asia) – Tencent R Bull CBBC Mar 2018 K	80,000,000	2017/11/08	2018/03/08	20.00
67567	Goldman Sachs SP (Asia) – Tencent R Bear CBBC Mar 2018 M	80,000,000	2017/11/08	2018/03/07	20.00
67826	Goldman Sachs SP (Asia) – Tencent R Bear CBBC Mar 2018 N	80,000,000	2017/11/08	2018/03/12	20.00
67560	HK Bank – China Life R Bull CBBC Jun 2018 A	40,000,000	2017/11/08	2018/06/29	10.00
67556	HK Bank – China Life R Bear CBBC Nov 2018 A	40,000,000	2017/11/08	2018/11/30	26.00
67545	HK Bank – Galaxy Ent R Bull CBBC Jun 2018 E	80,000,000	2017/11/08	2018/06/19	20.00
67562	HK Bank – HSI R Bull CBBC Jul 2018 W	100,000,000	2017/11/08	2018/07/30	25.00
67561	HK Bank – HSI R Bear CBBC Apr 2018 I	100,000,000	2017/11/08	2018/04/27	25.00
67546	HK Bank – Ping An R Bear CBBC Nov 2018 C	40,000,000	2017/11/08	2018/11/30	10.00
67552	HK Bank – Sands China R Bull CBBC Jun 2018 A	80,000,000	2017/11/08	2018/06/29	20.00
67548	HK Bank – Sunny Optical R Bull CBBC Jul 2018 D	40,000,000	2017/11/08	2018/07/31	10.00
67558	HK Bank – Tencent R Bull CBBC Jun 2018 E	60,000,000	2017/11/08	2018/06/29	15.00
67493	Haitong Int'l Sec – China Shenhua R Bull CBBC Aug 2018 B	40,000,000	2017/11/08	2018/08/24	10.00
67491	Haitong Int'l Sec – Evergrande R Bear CBBC Apr 2018 A	20,000,000	2017/11/08	2018/04/09	14.22
67501	Haitong Int'l Sec – Ping An R Bull CBBC Sep 2018 A	60,000,000	2017/11/08	2018/09/26	15.00
67492	Haitong Int'l Sec – Ping An R Bear CBBC Jun 2018 A	60,000,000	2017/11/08	2018/06/06	15.00
67877	J P Morgan SP BV – China Life R Bull CBBC Dec 2018 B	300,000,000	2017/11/08	2018/12/21	75.00
67881	J P Morgan SP BV – HKEX R Bull CBBC Feb 2018 J	40,000,000	2017/11/08	2018/02/15	10.00
67885	J P Morgan SP BV – HSCEI R Bull CBBC Sep 2019 B	100,000,000	2017/11/08	2019/09/27	25.00
67886	J P Morgan SP BV – HSCEI R Bear CBBC Apr 2018 F	100,000,000	2017/11/08	2018/04/27	25.00
67892	J P Morgan SP BV – HSI R Bull CBBC Sep 2019 V	200,000,000	2017/11/08	2019/09/27	50.00
67865	J P Morgan SP BV – HSI R Bear CBBC Feb 2018 Z	200,000,000	2017/11/08	2018/02/27	50.00
67875	J P Morgan SP BV – Ping An R Bull CBBC Apr 2018 G	100,000,000	2017/11/08	2018/04/20	25.00
67867	J P Morgan SP BV – Tencent R Bull CBBC Feb 2018 R	50,000,000	2017/11/08	2018/02/15	12.50
67868	J P Morgan SP BV – Tencent R Bull CBBC Feb 2018 S	50,000,000	2017/11/08	2018/02/15	12.50
67871	J P Morgan SP BV – Tencent R Bear CBBC Mar 2018 L	40,000,000	2017/11/08	2018/03/16	10.40
67530	SG Issuer – ABC R Bull CBBC Dec 2018 A	40,000,000	2017/11/08	2018/12/14	10.00
67534	SG Issuer – ABC R Bull CBBC Dec 2018 B	40,000,000	2017/11/08	2018/12/21	10.00
67762	SG Issuer – CUni R Bull CBBC Sep 2018 A	40,000,000	2017/11/08	2018/09/27	10.00
67541	SG Issuer – CKH R Bull CBBC Dec 2018 A	100,000,000	2017/11/08	2018/12/14	25.00
67542	SG Issuer – CKH R Bull CBBC Dec 2018 B	100,000,000	2017/11/08	2018/12/21	25.00
67746	SG Issuer – China Life R Bull CBBC May 2018 J	40,000,000	2017/11/08	2018/05/03	10.00
67747	SG Issuer – China Life R Bull CBBC Sep 2018 C	40,000,000	2017/11/08	2018/09/05	10.00
67755	SG Issuer – China Life R Bear CBBC Dec 2018 B	100,000,000	2017/11/08	2018/12/10	25.00
67536	SG Issuer – CP&CC R Bull CBBC Nov 2018 B	40,000,000	2017/11/08	2018/11/23	10.00
67537	SG Issuer – CP&CC R Bull CBBC Dec 2018 B	40,000,000	2017/11/08	2018/12/21	10.00
67823	SG Issuer – Galaxy R Bull CBBC May 2018 D	80,000,000	2017/11/08	2018/05/28	20.00
67764	SG Issuer – Galaxy R Bull CBBC Sep 2018 A	80,000,000	2017/11/08	2018/09/07	20.00
67773	SG Issuer – HKEX R Bull CBBC Aug 2018 A	50,000,000	2017/11/08	2018/08/03	12.50
67677	SG Issuer – HSI R Bull CBBC Apr 2019 N	200,000,000	2017/11/08	2019/04/29	50.00



## MAIN BOARD CALLABLE BULL/BEAR CONTRACTS

Code	Callable Bull/Bear Contracts	No. of issue (units)	Listing date	Expiry	Amount raised (HK\$ mil.)
67699	SG Issuer – HSI R Bull CBBC Jul 2019 T	200,000,000	2017/11/08	2019/07/30	50.00
67706	SG Issuer – HSI R Bull CBBC Aug 2019 D	200,000,000	2017/11/08	2019/08/29	50.00
67676	SG Issuer – HSI R Bear CBBC Apr 2018 E	200,000,000	2017/11/08	2018/04/27	50.00
67783	SG Issuer – Ping An R Bull CBBC Sep 2018 A	100,000,000	2017/11/08	2018/09/07	25.00
67786	SG Issuer – Sands R Bull CBBC Sep 2018 C	60,000,000	2017/11/08	2018/09/14	15.00
67543	SG Issuer – Sands R Bull CBBC Dec 2018 A	60,000,000	2017/11/08	2018/12/14	15.00
67544	SG Issuer – Sands R Bear CBBC Dec 2018 A	60,000,000	2017/11/08	2018/12/21	15.00
67787	SG Issuer – Sunny Optical R Bull CBBC Dec 2018 B	40,000,000	2017/11/08	2018/12/07	10.00
67795	SG Issuer – Tencent R Bull CBBC Apr 2018 W	80,000,000	2017/11/08	2018/04/09	20.00
67796	SG Issuer – Tencent R Bull CBBC Jun 2018 L	80,000,000	2017/11/08	2018/06/20	20.00
67798	SG Issuer – Tencent R Bear CBBC Nov 2018 B	80,000,000	2017/11/08	2018/11/23	35.60
67822	SG Issuer – Tencent R Bear CBBC Dec 2018 A	80,000,000	2017/11/08	2018/12/07	40.80
67743	UBS AG – China Life R Bull CBBC May 2018 A	40,000,000	2017/11/08	2018/05/14	12.80
67744	UBS AG – China Life R Bull CBBC Jul 2018 D	40,000,000	2017/11/08	2018/07/30	10.00
67729	UBS AG – Galaxy Ent R Bull CBBC Jun 2018 C	40,000,000	2017/11/08	2018/06/19	10.00
67725	UBS AG – HSI R Bull CBBC Apr 2019 O	200,000,000	2017/11/08	2019/04/29	50.00
67728	UBS AG – HSI R Bull CBBC Apr 2019 P	200,000,000	2017/11/08	2019/04/29	50.00
67618	UBS AG – HSI R Bear CBBC Feb 2018 J	200,000,000	2017/11/08	2018/02/27	50.00
67620	UBS AG – HSI R Bear CBBC Feb 2018 O	250,000,000	2017/11/08	2018/02/27	62.50
67615	UBS AG – HSI R Bear CBBC Mar 2018 H	250,000,000	2017/11/08	2018/03/28	62.50
67619	UBS AG – HSI R Bear CBBC Mar 2018 I	250,000,000	2017/11/08	2018/03/28	62.50
67731	UBS AG – Sands China R Bull CBBC Aug 2018 A	40,000,000	2017/11/08	2018/08/20	10.00
67732	UBS AG – Tencent R Bull CBBC Mar 2018 K	50,000,000	2017/11/08	2018/03/19	12.50
67737	UBS AG – Tencent R Bull CBBC Mar 2018 L	50,000,000	2017/11/08	2018/03/05	12.50
67740	UBS AG – Tencent R Bear CBBC Apr 2018 C	50,000,000	2017/11/08	2018/04/23	21.75
67947	Credit Suisse AG – China Life R Bull CBBC Nov 2018 A	100,000,000	2017/11/09	2018/11/30	25.00
67968	Credit Suisse AG – CNOOC R Bull CBBC Aug 2018 A	50,000,000	2017/11/09	2018/08/16	12.50
67966	Credit Suisse AG – China Shenhua R Bull CBBC Sep 2018 D	40,000,000	2017/11/09	2018/09/13	12.80
67946	Credit Suisse AG – Galaxy Ent R Bull CBBC Jun 2018 I	50,000,000	2017/11/09	2018/06/07	12.50
67950	Credit Suisse AG – HSBC R Bull CBBC Aug 2018 B	50,000,000	2017/11/09	2018/08/22	12.50
67953	Credit Suisse AG – HSBC R Bull CBBC Sep 2018 A	50,000,000	2017/11/09	2018/09/20	12.50
67994	Credit Suisse AG – HSBC R Bull CBBC Sep 2018 B	100,000,000	2017/11/09	2018/09/06	25.00
67937	Credit Suisse AG – HSI R Bull CBBC May 2018 I	200,000,000	2017/11/09	2018/05/30	50.00
67969	Credit Suisse AG – HSI R Bull CBBC Sep 2018 E	200,000,000	2017/11/09	2018/09/27	50.00
67938	Credit Suisse AG – HSI R Bear CBBC Mar 2018 S	200,000,000	2017/11/09	2018/03/28	50.00
67944	Credit Suisse AG – HSI R Bear CBBC Mar 2018 T	200,000,000	2017/11/09	2018/03/28	50.00
67989	Credit Suisse AG – HSI R Bear CBBC Apr 2018 L	150,000,000	2017/11/09	2018/04/27	37.50
67945	Credit Suisse AG – HSI R Bear CBBC May 2018 J	200,000,000	2017/11/09	2018/05/30	50.00
67976	Credit Suisse AG – PetroChina R Bull CBBC Aug 2018 A	50,000,000	2017/11/09	2018/08/10	12.50
67964	Credit Suisse AG – Ping An R Bull CBBC Aug 2018 N	70,000,000	2017/11/09	2018/08/09	17.50
67971	Credit Suisse AG – Sands China R Bull CBBC Nov 2018 A	50,000,000	2017/11/09	2018/11/09	12.50
67949	Credit Suisse AG – Tencent R Bull CBBC Jun 2018 Y	50,000,000	2017/11/09	2018/06/21	12.50
68005	Credit Suisse AG – Tencent R Bull CBBC Jul 2018 T	50,000,000	2017/11/09	2018/07/19	12.50
68257	Goldman Sachs SP (Asia) – China Life R Bull CBBC Jul 2018 B	80,000,000	2017/11/09	2018/07/09	20.00
68170	Goldman Sachs SP (Asia) – HKEX R Bull CBBC Jul 2018 C	80,000,000	2017/11/09	2018/07/09	20.00



## MAIN BOARD CALLABLE BULL/BEAR CONTRACTS

Code	Callable Bull/Bear Contracts	No. of issue (units)	Listing date	Expiry	Amount raised (HK\$ mil.)
68176	Goldman Sachs SP (Asia) – HSBC R Bull CBBC Sep 2018 C	80,000,000	2017/11/09	2018/09/03	20.00
67936	Goldman Sachs SP (Asia) – HSI R Bull CBBC Aug 2019 H	200,000,000	2017/11/09	2019/08/29	50.00
68079	Goldman Sachs SP (Asia) – HSI R Bear CBBC Mar 2018 S	200,000,000	2017/11/09	2018/03/28	50.00
68152	Goldman Sachs SP (Asia) – Tencent R Bull CBBC Apr 2018 G	80,000,000	2017/11/09	2018/04/10	20.00
68153	Goldman Sachs SP (Asia) – Tencent R Bull CBBC Apr 2018 H	80,000,000	2017/11/09	2018/04/10	20.00
68154	Goldman Sachs SP (Asia) – Tencent R Bull CBBC Apr 2018 I	80,000,000	2017/11/09	2018/04/09	20.00
68144	Goldman Sachs SP (Asia) – Tencent R Bear CBBC Apr 2018 M	80,000,000	2017/11/09	2018/04/06	20.00
68182	Goldman Sachs SP (Asia) – Tencent R Bear CBBC Apr 2018 N	80,000,000	2017/11/09	2018/04/18	24.40
67893	HK Bank – CKH R Bull CBBC Oct 2018 A	40,000,000	2017/11/09	2018/10/31	10.00
67897	HK Bank – CKH R Bull CBBC Nov 2018 A	40,000,000	2017/11/09	2018/11/30	10.00
67935	HK Bank – China Life R Bull CBBC Jun 2018 B	40,000,000	2017/11/09	2018/06/22	10.00
67918	HK Bank – Sinopec Corp R Bull CBBC Jul 2018 A	50,000,000	2017/11/09	2018/07/31	12.50
67914	HK Bank – Sinopec Corp R Bear CBBC Oct 2018 A	40,000,000	2017/11/09	2018/10/31	10.00
67927	HK Bank – HKEX R Bull CBBC Sep 2018 F	50,000,000	2017/11/09	2018/09/21	12.50
67930	HK Bank – HSI R Bull CBBC Jul 2018 S	100,000,000	2017/11/09	2018/07/30	25.00
67934	HK Bank – Ping An R Bull CBBC Aug 2018 F	80,000,000	2017/11/09	2018/08/03	20.00
67898	HK Bank – SHK Ppt R Bull CBBC Dec 2018 A	40,000,000	2017/11/09	2018/12/24	10.00
67923	HK Bank – Tencent R Bull CBBC Jul 2018 W	60,000,000	2017/11/09	2018/07/09	15.00
68027	J P Morgan SP BV – China Mobile R Bull CBBC Nov 2018 B	100,000,000	2017/11/09	2018/11/16	25.00
68029	J P Morgan SP BV – China Life R Bull CBBC Dec 2018 C	200,000,000	2017/11/09	2018/12/21	50.00
68063	J P Morgan SP BV – Galaxy Ent R Bull CBBC May 2018 B	100,000,000	2017/11/09	2018/05/18	25.00
68045	J P Morgan SP BV – HKEX R Bull CBBC Feb 2018 K	40,000,000	2017/11/09	2018/02/15	10.00
68061	J P Morgan SP BV – HKEX R Bull CBBC Feb 2018 L	40,000,000	2017/11/09	2018/02/15	10.00
68069	J P Morgan SP BV – HSI R Bull CBBC Dec 2018 K	200,000,000	2017/11/09	2018/12/28	50.00
68075	J P Morgan SP BV – HSI R Bull CBBC Dec 2018 L	200,000,000	2017/11/09	2018/12/28	50.00
68070	J P Morgan SP BV – HSI R Bull CBBC Sep 2019 W	200,000,000	2017/11/09	2019/09/27	50.00
68076	J P Morgan SP BV – HSI R Bear CBBC Feb 2018 B	200,000,000	2017/11/09	2018/02/27	50.00
68068	J P Morgan SP BV – PetCh R Bull CBBC Jul 2018 A	100,000,000	2017/11/09	2018/07/20	25.00
68124	Macquarie Bank Ltd. – China Life R Bull CBBC May 2018 A	17,000,000	2017/11/09	2018/05/31	10.20
68138	Macquarie Bank Ltd. – China Life R Bear CBBC May 2018 A	13,500,000	2017/11/09	2018/05/31	10.27
68122	Macquarie Bank Ltd. – Tencent R Bull CBBC May 2018 B	15,000,000	2017/11/09	2018/05/31	10.16
68123	Macquarie Bank Ltd. – Tencent R Bull CBBC May 2018 C	14,000,000	2017/11/09	2018/05/31	10.08
68141	Macquarie Bank Ltd. – Tencent R Bear CBBC May 2018 A	13,500,000	2017/11/09	2018/05/31	10.26
68142	Macquarie Bank Ltd. – Tencent R Bear CBBC May 2018 B	12,500,000	2017/11/09	2018/05/31	10.24
68143	Macquarie Bank Ltd. – Tencent R Bear CBBC May 2018 C	11,500,000	2017/11/09	2018/05/31	10.09
68083	SG Issuer – CNOOC R Bull CBBC Aug 2018 A	40,000,000	2017/11/09	2018/08/06	10.00
68085	SG Issuer – CNOOC R Bear CBBC Dec 2018 A	40,000,000	2017/11/09	2018/12/12	10.00
68111	SG Issuer – HKEX R Bull CBBC Jul 2018 I	50,000,000	2017/11/09	2018/07/06	12.50
68089	SG Issuer – HSBC R Bull CBBC Sep 2018 K	100,000,000	2017/11/09	2018/09/07	25.00
68082	SG Issuer – HSI R Bull CBBC Aug 2019 E	200,000,000	2017/11/09	2019/08/29	50.00
68080	SG Issuer – HSI R Bear CBBC Mar 2018 D	200,000,000	2017/11/09	2018/03/28	50.00
68096	SG Issuer – PetroChina R Bull CBBC Aug 2018 C	40,000,000	2017/11/09	2018/08/03	10.00
68103	SG Issuer – Tencent R Bull CBBC May 2018 A	80,000,000	2017/11/09	2018/05/07	20.00
68109	SG Issuer – Tencent R Bull CBBC Oct 2018 A	80,000,000	2017/11/09	2018/10/26	20.00
68110	SG Issuer – Tencent R Bear CBBC Dec 2018 B	80,000,000	2017/11/09	2018/12/28	44.00

# MAIN BOARD CALLABLE BULL/BEAR CONTRACTS

Code	Callable Bull/Bear Contracts	No. of issue (units)	Listing date	Expiry	Amount raised (HK\$ mil.)
68239	UBS AG – CNOOC R Bull CBBC May 2018 A	40,000,000	2017/11/09	2018/05/07	10.00
68240	UBS AG – CNOOC R Bull CBBC May 2018 B	40,000,000	2017/11/09	2018/05/21	10.00
68010	UBS AG – HSI R Bull CBBC Dec 2018 V	250,000,000	2017/11/09	2018/12/28	62.50
68013	UBS AG – HSI R Bull CBBC Dec 2018 W	250,000,000	2017/11/09	2018/12/28	62.50
68018	UBS AG – HSI R Bear CBBC Mar 2018 J	250,000,000	2017/11/09	2018/03/28	62.50
68019	UBS AG – HSI R Bear CBBC Mar 2018 K	250,000,000	2017/11/09	2018/03/28	62.50
68226	UBS AG – Petrochina R Bull CBBC Jun 2018 A	40,000,000	2017/11/09	2018/06/11	10.00
68205	UBS AG – Tencent R Bull CBBC Apr 2018 G	50,000,000	2017/11/09	2018/04/16	12.50
68220	UBS AG – Tencent R Bull CBBC Apr 2018 H	50,000,000	2017/11/09	2018/04/09	12.50
68366	BNP Paribas Issuance B.V. – HSI R Bull CBBC Nov 2018 L	250,000,000	2017/11/10	2018/11/29	62.50
68367	BNP Paribas Issuance B.V. – Tencent R Bull CBBC Sep 2018 A	50,000,000	2017/11/10	2018/09/27	12.50
68389	BNP Paribas Issuance B.V. – Tencent R Bull CBBC Sep 2018 B	50,000,000	2017/11/10	2018/09/27	12.50
68445	Credit Suisse AG – ABC R Bull CBBC Sep 2018 D	100,000,000	2017/11/10	2018/09/21	25.00
68438	Credit Suisse AG – ABC R Bull CBBC Oct 2018 C	70,000,000	2017/11/10	2018/10/05	17.50
68460	Credit Suisse AG – Sinopec Corp R Bull CBBC Oct 2018 B	70,000,000	2017/11/10	2018/10/19	17.50
68459	Credit Suisse AG – China Shenhua R Bull CBBC Sep 2018 E	40,000,000	2017/11/10	2018/09/21	10.00
68437	Credit Suisse AG – HSI R Bull CBBC Sep 2018 Z	200,000,000	2017/11/10	2018/09/27	50.00
68400	Credit Suisse AG – HSI R Bear CBBC Mar 2018 U	200,000,000	2017/11/10	2018/03/28	50.00
68405	Credit Suisse AG – HSI R Bear CBBC Mar 2018 V	200,000,000	2017/11/10	2018/03/28	50.00
68413	Credit Suisse AG – HSI R Bear CBBC Mar 2018 W	200,000,000	2017/11/10	2018/03/28	50.00
68430	Credit Suisse AG – HSI R Bear CBBC May 2018 K	200,000,000	2017/11/10	2018/05/30	50.00
68466	Credit Suisse AG – Tencent R Bull CBBC Aug 2018 B	50,000,000	2017/11/10	2018/08/03	12.50
68465	Credit Suisse AG – Tencent R Bear CBBC Jun 2018 D	50,000,000	2017/11/10	2018/06/22	25.00
68361	Bank of East Asia – ABC R Bull CBBC Dec 2018 A	40,000,000	2017/11/10	2018/12/28	10.00
68354	Bank of East Asia – CKH R Bull CBBC Dec 2018 A	40,000,000	2017/11/10	2018/12/28	10.00
68355	Bank of East Asia – Sinopec Corp R Bull CBBC Dec 2018 A	40,000,000	2017/11/10	2018/12/28	10.00
68356	Bank of East Asia – China Shenhua R Bull CBBC Dec 2018 A	30,000,000	2017/11/10	2018/12/28	10.50
68343	Bank of East Asia – HKEX R Bull CBBC Sep 2018 A	40,000,000	2017/11/10	2018/09/28	10.00
68349	Bank of East Asia – HKEX R Bull CBBC Sep 2018 B	40,000,000	2017/11/10	2018/09/28	10.00
68341	Bank of East Asia – Sands China R Bull CBBC May 2018 A	15,000,000	2017/11/10	2018/05/25	10.20
68352	Bank of East Asia – Tencent R Bull CBBC Sep 2018 A	40,000,000	2017/11/10	2018/09/28	10.00
68573	Goldman Sachs SP (Asia) – HSBC R Bull CBBC Sep 2018 D	80,000,000	2017/11/10	2018/09/05	20.00
68629	Goldman Sachs SP (Asia) – HSI R Bull CBBC Mar 2018 R	200,000,000	2017/11/10	2018/03/28	50.00
68260	Goldman Sachs SP (Asia) – HSI R Bear CBBC Mar 2018 T	200,000,000	2017/11/10	2018/03/28	50.00
68569	Goldman Sachs SP (Asia) – Tencent R Bull CBBC Mar 2018 L	80,000,000	2017/11/10	2018/03/12	20.00
68575	Goldman Sachs SP (Asia) – Tencent R Bull CBBC Mar 2018 M	80,000,000	2017/11/10	2018/03/15	20.00
68580	Goldman Sachs SP (Asia) – Tencent R Bull CBBC Mar 2018 N	80,000,000	2017/11/10	2018/03/13	20.00
68568	Goldman Sachs SP (Asia) – Tencent R Bear CBBC Mar 2018 O	80,000,000	2017/11/10	2018/03/09	20.00
68331	HK Bank – ABC R Bull CBBC Sep 2018 A	80,000,000	2017/11/10	2018/09/28	20.00
68311	HK Bank – ABC R Bear CBBC Nov 2018 A	40,000,000	2017/11/10	2018/11/30	10.00
68303	HK Bank – CUni R Bull CBBC Aug 2018 F	40,000,000	2017/11/10	2018/08/20	10.00
68290	HK Bank – CNOOC R Bull CBBC Jun 2018 A	50,000,000	2017/11/10	2018/06/29	12.50
68263	HK Bank – HKEX R Bull CBBC Sep 2018 G	50,000,000	2017/11/10	2018/09/14	12.50
68306	HK Bank – PetCh R Bull CBBC Sep 2018 A	80,000,000	2017/11/10	2018/09/28	20.00
68308	HK Bank – Sands China R Bull CBBC Sep 2018 A	80,000,000	2017/11/10	2018/09/28	20.00

## MAIN BOARD CALLABLE BULL/BEAR CONTRACTS

Code	Callable Bull/Bear Contracts	No. of issue (units)	Listing date	Expiry	Amount raised (HK\$ mil.)
68304	HK Bank – Sands China R Bear CBBC Oct 2018 A	40,000,000	2017/11/10	2018/10/31	10.00
68267	HK Bank – Tencent R Bull CBBC Jun 2018 F	60,000,000	2017/11/10	2018/06/22	15.00
68272	HK Bank – Tencent R Bear CBBC Aug 2018 L	40,000,000	2017/11/10	2018/08/20	20.00
68534	J P Morgan SP BV – HSI R Bull CBBC Sep 2019 X	200,000,000	2017/11/10	2019/09/27	50.00
68564	J P Morgan SP BV – HSI R Bear CBBC Mar 2018 B	200,000,000	2017/11/10	2018/03/28	50.00
68545	J P Morgan SP BV – Tencent R Bull CBBC Feb 2018 T	50,000,000	2017/11/10	2018/02/15	12.50
68547	J P Morgan SP BV – Tencent R Bull CBBC Feb 2018 U	50,000,000	2017/11/10	2018/02/15	12.50
68555	J P Morgan SP BV – Tencent R Bull CBBC Mar 2018 G	50,000,000	2017/11/10	2018/03/16	12.50
68556	J P Morgan SP BV – Tencent R Bull CBBC Mar 2018 H	50,000,000	2017/11/10	2018/03/16	12.50
68558	J P Morgan SP BV – Tencent R Bear CBBC Mar 2018 M	40,000,000	2017/11/10	2018/03/16	10.00
68559	J P Morgan SP BV – Tencent R Bear CBBC Apr 2018 O	40,000,000	2017/11/10	2018/04/20	13.60
68474	Macquarie Bank Ltd. – CKH R Bull CBBC Jul 2018 A	38,000,000	2017/11/10	2018/07/30	10.11
68480	Macquarie Bank Ltd. – CM Bank R Bull CBBC Jul 2018 A	14,000,000	2017/11/10	2018/07/30	10.11
68485	Macquarie Bank Ltd. – HKEX R Bull CBBC Sep 2018 G	20,000,000	2017/11/10	2018/09/28	10.12
68490	Macquarie Bank Ltd. – HKEX R Bull CBBC Sep 2018 H	20,000,000	2017/11/10	2018/09/27	10.24
68471	Macquarie Bank Ltd. – Tencent R Bull CBBC May 2018 D	15,000,000	2017/11/10	2018/05/31	10.14
68473	Macquarie Bank Ltd. – Tencent R Bear CBBC May 2018 D	12,000,000	2017/11/10	2018/05/31	10.42
68391	SG Issuer – China Life R Bull CBBC Jul 2018 C	40,000,000	2017/11/10	2018/07/06	10.00
68612	SG Issuer – HSBC R Bull CBBC Sep 2018 L	100,000,000	2017/11/10	2018/09/21	25.00
68392	SG Issuer – HSBC R Bear CBBC Apr 2018 A	100,000,000	2017/11/10	2018/04/09	25.00
68602	SG Issuer – HSI R Bear CBBC Mar 2018 G	200,000,000	2017/11/10	2018/03/28	50.00
68622	SG Issuer – Tencent R Bull CBBC Apr 2018 X	80,000,000	2017/11/10	2018/04/11	20.00
68623	SG Issuer – Tencent R Bull CBBC Jul 2018 M	80,000,000	2017/11/10	2018/07/20	20.00
68499	UBS AG – HSI R Bull CBBC Oct 2018 Y	250,000,000	2017/11/10	2018/10/30	62.50
68500	UBS AG – HSI R Bear CBBC Feb 2018 Q	250,000,000	2017/11/10	2018/02/27	62.50
68501	UBS AG – HSI R Bear CBBC Feb 2018 R	250,000,000	2017/11/10	2018/02/27	62.50
68518	UBS AG – Sands China R Bull CBBC Aug 2018 B	40,000,000	2017/11/10	2018/08/13	10.00
68513	UBS AG – Sands China R Bull CBBC Sep 2018 A	40,000,000	2017/11/10	2018/09/17	10.00
68519	UBS AG – Sands China R Bear CBBC Apr 2018 A	40,000,000	2017/11/10	2018/04/23	10.00
68531	UBS AG – Tencent R Bull CBBC Apr 2018 I	50,000,000	2017/11/10	2018/04/23	12.50
68533	UBS AG – Tencent R Bull CBBC Jul 2018 J	50,000,000	2017/11/10	2018/07/23	12.50
68657	BNP Paribas Issuance B.V. – HSI R Bull CBBC Nov 2018 M	250,000,000	2017/11/13	2018/11/29	62.50
68658	BNP Paribas Issuance B.V. – HSI R Bull CBBC Nov 2018 N	250,000,000	2017/11/13	2018/11/29	62.50
68825	BNP Paribas Issuance B.V. – HSI R Bear CBBC Mar 2018 W	250,000,000	2017/11/13	2018/03/28	62.50
68837	BNP Paribas Issuance B.V. – HSI R Bear CBBC Mar 2018 X	250,000,000	2017/11/13	2018/03/28	62.50
68870	BNP Paribas Issuance B.V. – Tencent R Bull CBBC Sep 2018 C	50,000,000	2017/11/13	2018/09/27	12.50
68872	BNP Paribas Issuance B.V. – Tencent R Bull CBBC Sep 2018 D	50,000,000	2017/11/13	2018/09/27	12.50
68882	BNP Paribas Issuance B.V. – Tencent R Bull CBBC Sep 2018 E	50,000,000	2017/11/13	2018/09/27	12.50
68897	BNP Paribas Issuance B.V. – Tencent R Bear CBBC Apr 2018 C	50,000,000	2017/11/13	2018/04/27	17.50
68905	BNP Paribas Issuance B.V. – Tencent R Bear CBBC Apr 2018 H	50,000,000	2017/11/13	2018/04/27	25.00
68903	BNP Paribas Issuance B.V. – Tencent R Bear CBBC Apr 2018 I	50,000,000	2017/11/13	2018/04/27	20.00
68904	BNP Paribas Issuance B.V. – Tencent R Bear CBBC Apr 2018 Q	50,000,000	2017/11/13	2018/04/27	22.50
68893	BNP Paribas Issuance B.V. – Tencent R Bear CBBC Apr 2018 X	50,000,000	2017/11/13	2018/04/27	12.50
69027	Credit Suisse AG – HSI R Bull CBBC May 2018 J	200,000,000	2017/11/13	2018/05/30	50.00
69031	Credit Suisse AG – HSI R Bull CBBC Aug 2018 A	150,000,000	2017/11/13	2018/08/30	37.50

# MAIN BOARD CALLABLE BULL/BEAR CONTRACTS

Code	Callable Bull/Bear Contracts	No. of issue (units)	Listing date	Expiry	Amount raised (HK\$ mil.)
69079	Credit Suisse AG – HSI R Bear CBBC Mar 2018 X	200,000,000	2017/11/13	2018/03/28	50.00
69097	Credit Suisse AG – HSI R Bear CBBC Mar 2018 Y	200,000,000	2017/11/13	2018/03/28	50.00
69069	Credit Suisse AG – HSI R Bear CBBC May 2018 L	200,000,000	2017/11/13	2018/05/30	50.00
69036	Credit Suisse AG – Sunny Optical R Bull CBBC Jul 2018 A	40,000,000	2017/11/13	2018/07/12	10.00
69047	Credit Suisse AG – Tencent R Bull CBBC Sep 2018 B	50,000,000	2017/11/13	2018/09/14	12.50
69060	Credit Suisse AG – Tencent R Bull CBBC Sep 2018 C	50,000,000	2017/11/13	2018/09/07	12.50
69038	Credit Suisse AG – Tencent R Bull CBBC Oct 2018 A	50,000,000	2017/11/13	2018/10/19	12.50
69099	Credit Suisse AG – Tencent R Bear CBBC Jun 2018 E	50,000,000	2017/11/13	2018/06/29	17.00
69037	Credit Suisse AG – Tencent R Bear CBBC Oct 2018 A	50,000,000	2017/11/13	2018/10/11	25.00
68868	Bank of East Asia – CPIC R Bull CBBC Aug 2018 A	15,000,000	2017/11/13	2018/08/30	10.20
68869	Bank of East Asia – ICBC R Bull CBBC Aug 2018 B	60,000,000	2017/11/13	2018/08/30	15.00
68863	Bank of East Asia – Sunny Optical R Bull CBBC Aug 2018 B	40,000,000	2017/11/13	2018/08/30	10.00
68866	Bank of East Asia – Tencent R Bull CBBC Aug 2018 L	40,000,000	2017/11/13	2018/08/30	10.00
68949	Bank of East Asia – Tencent R Bull CBBC Aug 2018 M	40,000,000	2017/11/13	2018/08/30	10.00
68976	Bank of East Asia – Tencent R Bear CBBC Aug 2018 B	40,000,000	2017/11/13	2018/08/30	10.40
69177	Goldman Sachs SP (Asia) – HSBC R Bull CBBC Sep 2018 E	80,000,000	2017/11/13	2018/09/17	20.00
68649	Goldman Sachs SP (Asia) – HSI R Bull CBBC Mar 2019 Q	200,000,000	2017/11/13	2019/03/28	50.00
68651	Goldman Sachs SP (Asia) – HSI R Bull CBBC Mar 2019 R	200,000,000	2017/11/13	2019/03/28	50.00
68652	Goldman Sachs SP (Asia) – HSI R Bull CBBC Mar 2019 S	200,000,000	2017/11/13	2019/03/28	50.00
68638	Goldman Sachs SP (Asia) – HSI R Bull CBBC Apr 2019 X	200,000,000	2017/11/13	2019/04/29	50.00
68858	Goldman Sachs SP (Asia) – HSI R Bear CBBC Mar 2018 U	200,000,000	2017/11/13	2018/03/28	50.00
69167	Goldman Sachs SP (Asia) – Tencent R Bull CBBC Mar 2018 O	80,000,000	2017/11/13	2018/03/16	20.00
69168	Goldman Sachs SP (Asia) – Tencent R Bull CBBC Mar 2018 P	80,000,000	2017/11/13	2018/03/16	20.00
69176	Goldman Sachs SP (Asia) – Tencent R Bull CBBC Mar 2018 R	80,000,000	2017/11/13	2018/03/16	20.00
68841	Goldman Sachs SP (Asia) – Tencent R Bear CBBC Mar 2018 P	80,000,000	2017/11/13	2018/03/15	20.00
68843	Goldman Sachs SP (Asia) – Tencent R Bear CBBC Mar 2018 Q	80,000,000	2017/11/13	2018/03/15	20.00
68845	Goldman Sachs SP (Asia) – Tencent R Bear CBBC Mar 2018 R	80,000,000	2017/11/13	2018/03/16	20.00
68855	Goldman Sachs SP (Asia) – Tencent R Bear CBBC Mar 2018 S	80,000,000	2017/11/13	2018/03/16	25.92
68857	Goldman Sachs SP (Asia) – Tencent R Bear CBBC Mar 2018 T	80,000,000	2017/11/13	2018/03/12	33.20
68911	HK Bank – AAC Tech R Bull CBBC Aug 2018 F	40,000,000	2017/11/13	2018/08/31	10.00
68787	HK Bank – BOC HK R Bull CBBC Oct 2018 A	80,000,000	2017/11/13	2018/10/31	20.00
68812	HK Bank – BYD Company R Bull CBBC Jul 2018 A	50,000,000	2017/11/13	2018/07/31	12.50
68772	HK Bank – Country Garden R Bull CBBC Jun 2018 A	40,000,000	2017/11/13	2018/06/29	10.00
68808	HK Bank – CPIC R Bull CBBC Jul 2018 A	80,000,000	2017/11/13	2018/07/31	20.00
68795	HK Bank – HKEX R Bull CBBC Sep 2018 H	50,000,000	2017/11/13	2018/09/28	12.50
68746	HK Bank – HSI R Bear CBBC Apr 2018 J	100,000,000	2017/11/13	2018/04/27	25.00
68813	HK Bank – Meitu R Bull CBBC Jul 2018 A	40,000,000	2017/11/13	2018/07/31	10.00
68823	HK Bank – SUNAC R Bull CBBC Oct 2018 A	80,000,000	2017/11/13	2018/10/31	20.00
68755	HK Bank – Tencent R Bull CBBC Jun 2018 G	60,000,000	2017/11/13	2018/06/19	15.00
68782	HK Bank – Tencent R Bull CBBC Jun 2018 H	60,000,000	2017/11/13	2018/06/12	15.00
68908	HK Bank – Tencent R Bull CBBC Jun 2018 I	60,000,000	2017/11/13	2018/06/08	15.00
68927	HK Bank – Tencent R Bull CBBC Jun 2018 J	60,000,000	2017/11/13	2018/06/04	15.00
68910	HK Bank – Tencent R Bear CBBC Aug 2018 M	40,000,000	2017/11/13	2018/08/31	20.00
68718	Haitong Int'l Sec – BOC HK R Bull CBBC Aug 2018 A	30,000,000	2017/11/13	2018/08/02	10.23
68693	Haitong Int'l Sec – BYD Company R Bull CBBC Jul 2018 A	60,000,000	2017/11/13	2018/07/16	15.00

## MAIN BOARD CALLABLE BULL/BEAR CONTRACTS

Code	Callable Bull/Bear Contracts	No. of issue (units)	Listing date	Expiry	Amount raised (HK\$ mil.)
68694	Haitong Int'l Sec - BYD Company R Bull CBBC Jul 2018 B	60,000,000	2017/11/13	2018/07/17	15.00
68709	Haitong Int'l Sec - Country Garden R Bull CBBC Aug 2018 A	40,000,000	2017/11/13	2018/08/06	10.00
68716	Haitong Int'l Sec - Country Garden R Bull CBBC Aug 2018 B	40,000,000	2017/11/13	2018/08/07	10.00
68728	Haitong Int'l Sec - CPIC R Bull CBBC Aug 2018 A	100,000,000	2017/11/13	2018/08/20	25.00
68695	Haitong Int'l Sec - Meitu R Bull CBBC Aug 2018 A	40,000,000	2017/11/13	2018/08/15	10.00
68699	Haitong Int'l Sec - Meitu R Bull CBBC Aug 2018 B	40,000,000	2017/11/13	2018/08/16	10.00
68705	Haitong Int'l Sec - SUNAC R Bull CBBC Aug 2018 A	25,000,000	2017/11/13	2018/08/17	20.83
68706	Haitong Int'l Sec - SUNAC R Bull CBBC Aug 2018 B	25,000,000	2017/11/13	2018/08/20	13.38
68729	Haitong Int'l Sec - Tencent R Bull CBBC Jun 2018 J	40,000,000	2017/11/13	2018/06/20	10.00
68730	Haitong Int'l Sec - Tencent R Bull CBBC Jun 2018 K	40,000,000	2017/11/13	2018/06/21	10.00
68739	Haitong Int'l Sec - Tencent R Bear CBBC May 2018 A	40,000,000	2017/11/13	2018/05/02	10.00
69241	J P Morgan SP BV - BYD Company R Bull CBBC Apr 2018 A	80,000,000	2017/11/13	2018/04/20	20.00
69205	J P Morgan SP BV - China Life R Bull CBBC Dec 2018 D	300,000,000	2017/11/13	2018/12/21	75.00
69243	J P Morgan SP BV - CPIC R Bull CBBC Sep 2018 A	150,000,000	2017/11/13	2018/09/21	39.00
69183	J P Morgan SP BV - HSI R Bull CBBC Nov 2018 U	200,000,000	2017/11/13	2018/11/29	50.00
69184	J P Morgan SP BV - HSI R Bull CBBC Dec 2018 M	200,000,000	2017/11/13	2018/12/28	50.00
69230	J P Morgan SP BV - HSI R Bear CBBC Feb 2018 A	200,000,000	2017/11/13	2018/02/27	50.00
69236	J P Morgan SP BV - HSI R Bear CBBC Feb 2018 D	200,000,000	2017/11/13	2018/02/27	50.00
69240	J P Morgan SP BV - HSI R Bear CBBC Mar 2018 C	200,000,000	2017/11/13	2018/03/28	50.00
69255	J P Morgan SP BV - Tencent R Bull CBBC Feb 2018 V	50,000,000	2017/11/13	2018/02/15	12.50
69268	J P Morgan SP BV - Tencent R Bull CBBC Feb 2018 W	50,000,000	2017/11/13	2018/02/15	12.50
69190	J P Morgan SP BV - Tencent R Bull CBBC Apr 2018 E	50,000,000	2017/11/13	2018/04/20	12.50
69245	J P Morgan SP BV - Tencent R Bear CBBC Apr 2018 P	40,000,000	2017/11/13	2018/04/20	10.00
69248	J P Morgan SP BV - Tencent R Bear CBBC Apr 2018 Q	40,000,000	2017/11/13	2018/04/20	14.60
69254	J P Morgan SP BV - Tencent R Bear CBBC Apr 2018 R	40,000,000	2017/11/13	2018/04/20	19.40
68996	Macquarie Bank Ltd. - HSI R Bull CBBC Dec 2018 A	40,000,000	2017/11/13	2018/12/28	10.00
69000	Macquarie Bank Ltd. - HSI R Bull CBBC Dec 2018 B	40,000,000	2017/11/13	2018/12/28	10.00
68988	Macquarie Bank Ltd. - HSI R Bear CBBC Nov 2018 C	40,000,000	2017/11/13	2018/11/29	10.00
68990	Macquarie Bank Ltd. - HSI R Bear CBBC Dec 2018 A	40,000,000	2017/11/13	2018/12/28	10.00
68993	Macquarie Bank Ltd. - HSI R Bear CBBC Dec 2018 B	40,000,000	2017/11/13	2018/12/28	10.00
68978	Macquarie Bank Ltd. - Tencent R Bull CBBC May 2018 E	15,000,000	2017/11/13	2018/05/31	10.49
68983	Macquarie Bank Ltd. - Tencent R Bull CBBC May 2018 F	16,000,000	2017/11/13	2018/05/31	10.48
68984	Macquarie Bank Ltd. - Tencent R Bear CBBC May 2018 E	13,000,000	2017/11/13	2018/05/31	10.78
68985	Macquarie Bank Ltd. - Tencent R Bear CBBC May 2018 F	12,000,000	2017/11/13	2018/05/31	10.64
69110	SG Issuer - AAC Tech R Bull CBBC Jul 2018 B	40,000,000	2017/11/13	2018/07/20	10.00
69133	SG Issuer - AAC Tech R Bull CBBC Nov 2018 A	40,000,000	2017/11/13	2018/11/23	11.40
68666	SG Issuer - CMob R Bull CBBC Dec 2018 D	100,000,000	2017/11/13	2018/12/07	25.00
68661	SG Issuer - CCB R Bull CBBC Oct 2018 C	100,000,000	2017/11/13	2018/10/10	25.00
69138	SG Issuer - Geely Auto R Bull CBBC Sep 2018 E	40,000,000	2017/11/13	2018/09/21	10.00
68675	SG Issuer - HKEX R Bull CBBC Sep 2018 A	50,000,000	2017/11/13	2018/09/21	12.50
68684	SG Issuer - HSBC R Bull CBBC Jun 2018 I	100,000,000	2017/11/13	2018/06/21	25.00
68743	SG Issuer - HSI R Bull CBBC Apr 2019 O	200,000,000	2017/11/13	2019/04/29	50.00
68744	SG Issuer - HSI R Bull CBBC Jul 2019 U	200,000,000	2017/11/13	2019/07/30	50.00
69107	SG Issuer - HSI R Bull CBBC Aug 2019 F	200,000,000	2017/11/13	2019/08/29	50.00
69104	SG Issuer - HSI R Bear CBBC Apr 2018 F	200,000,000	2017/11/13	2018/04/27	50.00



# MAIN BOARD CALLABLE BULL/BEAR CONTRACTS

Code	Callable Bull/Bear Contracts	No. of issue (units)	Listing date	Expiry	Amount raised (HK\$ mil.)
69139	SG Issuer – Tencent R Bull CBBC Jun 2018 M	80,000,000	2017/11/13	2018/06/25	20.00
68689	SG Issuer – Tencent R Bull CBBC Aug 2018 I	80,000,000	2017/11/13	2018/08/24	20.00
69146	SG Issuer – Tencent R Bull CBBC Sep 2018 F	80,000,000	2017/11/13	2018/09/14	20.00
69147	SG Issuer – Tencent R Bear CBBC Nov 2018 C	80,000,000	2017/11/13	2018/11/08	38.00
69154	SG Issuer – Tencent R Bear CBBC Dec 2018 C	80,000,000	2017/11/13	2018/12/21	44.80
69006	UBS AG – HSI R Bull CBBC Oct 2018 Z	250,000,000	2017/11/13	2018/10/30	62.50
69002	UBS AG – HSI R Bull CBBC Nov 2018 N	200,000,000	2017/11/13	2018/11/29	50.00
69020	UBS AG – HSI R Bull CBBC Dec 2018 X	250,000,000	2017/11/13	2018/12/28	62.50
69022	UBS AG – HSI R Bear CBBC Feb 2018 T	250,000,000	2017/11/13	2018/02/27	62.50
69023	UBS AG – HSI R Bear CBBC Feb 2018 U	200,000,000	2017/11/13	2018/02/27	50.00
69155	UBS AG – Tencent R Bull CBBC May 2018 C	50,000,000	2017/11/13	2018/05/10	12.50
69158	UBS AG – Tencent R Bull CBBC May 2018 D	50,000,000	2017/11/13	2018/05/24	12.50
69163	UBS AG – Tencent R Bear CBBC Mar 2018 B	50,000,000	2017/11/13	2018/03/12	18.50
69320	BNP Paribas Issuance B.V. – HSI R Bull CBBC Nov 2018 O	250,000,000	2017/11/14	2018/11/29	62.50
69323	BNP Paribas Issuance B.V. – HSI R Bull CBBC Nov 2018 P	250,000,000	2017/11/14	2018/11/29	62.50
69326	BNP Paribas Issuance B.V. – HSI R Bull CBBC Nov 2018 Q	250,000,000	2017/11/14	2018/11/29	62.50
69334	BNP Paribas Issuance B.V. – HSI R Bear CBBC Mar 2018 D	250,000,000	2017/11/14	2018/03/28	62.50
69346	BNP Paribas Issuance B.V. – HSI R Bear CBBC Mar 2018 G	250,000,000	2017/11/14	2018/03/28	62.50
69299	BNP Paribas Issuance B.V. – HSI R Bear CBBC Mar 2018 K	250,000,000	2017/11/14	2018/03/28	62.50
69273	BNP Paribas Issuance B.V. – HSI R Bear CBBC Mar 2018 O	250,000,000	2017/11/14	2018/03/28	62.50
69351	BNP Paribas Issuance B.V. – HSI R Bear CBBC Mar 2018 T	250,000,000	2017/11/14	2018/03/28	62.50
69277	BNP Paribas Issuance B.V. – HSI R Bear CBBC Mar 2018 U	250,000,000	2017/11/14	2018/03/28	62.50
69271	BNP Paribas Issuance B.V. – HSI R Bear CBBC Mar 2018 V	250,000,000	2017/11/14	2018/03/28	62.50
69278	BNP Paribas Issuance B.V. – HSI R Bear CBBC Mar 2018 Y	250,000,000	2017/11/14	2018/03/28	62.50
69333	BNP Paribas Issuance B.V. – HSI R Bear CBBC Mar 2018 Z	250,000,000	2017/11/14	2018/03/28	62.50
69393	BNP Paribas Issuance B.V. – HSI R Bear CBBC Apr 2018 A	250,000,000	2017/11/14	2018/04/27	62.50
69394	BNP Paribas Issuance B.V. – HSI R Bear CBBC Apr 2018 B	250,000,000	2017/11/14	2018/04/27	62.50
69270	BNP Paribas Issuance B.V. – Tencent R Bull CBBC Sep 2018 F	50,000,000	2017/11/14	2018/09/27	12.50
69314	BNP Paribas Issuance B.V. – Tencent R Bull CBBC Sep 2018 G	50,000,000	2017/11/14	2018/09/27	12.50
69319	BNP Paribas Issuance B.V. – Tencent R Bull CBBC Sep 2018 H	50,000,000	2017/11/14	2018/09/27	12.50
69543	BNP Paribas Issuance B.V. – Tencent R Bull CBBC Sep 2018 I	50,000,000	2017/11/14	2018/09/27	12.50
69981	Credit Suisse AG – AIA R Bull CBBC Jul 2018 E	70,000,000	2017/11/14	2018/07/12	17.50
60118	Credit Suisse AG – BYD Company R Bull CBBC May 2018 A	50,000,000	2017/11/14	2018/05/16	12.50
60107	Credit Suisse AG – BYD Company R Bull CBBC Aug 2018 A	50,000,000	2017/11/14	2018/08/31	12.50
60093	Credit Suisse AG – CPIC R Bull CBBC Aug 2018 A	50,000,000	2017/11/14	2018/08/30	12.50
60120	Credit Suisse AG – CPIC R Bull CBBC Dec 2018 A	50,000,000	2017/11/14	2018/12/28	12.50
69962	Credit Suisse AG – Geely Auto R Bull CBBC Dec 2018 A	100,000,000	2017/11/14	2018/12/28	25.00
69986	Credit Suisse AG – Galaxy Ent R Bull CBBC Aug 2018 A	70,000,000	2017/11/14	2018/08/16	17.50
69982	Credit Suisse AG – HKEX R Bull CBBC Sep 2018 A	50,000,000	2017/11/14	2018/09/27	12.50
69953	Credit Suisse AG – HSI R Bull CBBC Aug 2018 C	150,000,000	2017/11/14	2018/08/30	37.50
69949	Credit Suisse AG – HSI R Bull CBBC Sep 2018 X	200,000,000	2017/11/14	2018/09/27	50.00
69958	Credit Suisse AG – HSI R Bull CBBC Nov 2018 B	200,000,000	2017/11/14	2018/11/29	50.00
69947	Credit Suisse AG – HSI R Bear CBBC Mar 2018 A	150,000,000	2017/11/14	2018/03/28	37.50
69937	Credit Suisse AG – HSI R Bear CBBC Mar 2018 Z	200,000,000	2017/11/14	2018/03/28	50.00
69940	Credit Suisse AG – HSI R Bear CBBC Apr 2018 M	200,000,000	2017/11/14	2018/04/27	50.00



# MAIN BOARD CALLABLE BULL/BEAR CONTRACTS

Code	Callable Bull/Bear Contracts	No. of issue (units)	Listing date	Expiry	Amount raised (HK\$ mil.)
69965	Credit Suisse AG – PetCh R Bull CBBC Jul 2018 A	50,000,000	2017/11/14	2018/07/31	12.50
69948	Credit Suisse AG – Ping An R Bull CBBC Aug 2018 O	100,000,000	2017/11/14	2018/08/08	25.00
60029	Credit Suisse AG – Tencent R Bull CBBC Jul 2018 U	50,000,000	2017/11/14	2018/07/25	12.50
60067	Credit Suisse AG – Tencent R Bull CBBC Jul 2018 V	50,000,000	2017/11/14	2018/07/18	12.50
60028	Credit Suisse AG – Tencent R Bull CBBC Oct 2018 B	50,000,000	2017/11/14	2018/10/25	12.50
69984	Credit Suisse AG – Tencent R Bear CBBC Aug 2018 B	50,000,000	2017/11/14	2018/08/03	30.50
69995	Credit Suisse AG – Tencent R Bear CBBC Sep 2018 B	50,000,000	2017/11/14	2018/09/05	15.00
60026	Credit Suisse AG – Tencent R Bear CBBC Sep 2018 C	50,000,000	2017/11/14	2018/09/28	23.00
69399	Bank of East Asia – Geely Auto R Bull CBBC Sep 2018 A	40,000,000	2017/11/14	2018/09/06	10.00
69398	Bank of East Asia – HKEX R Bull CBBC Sep 2018 C	40,000,000	2017/11/14	2018/09/06	10.00
69400	Bank of East Asia – PetCh R Bull CBBC Aug 2018 A	40,000,000	2017/11/14	2018/08/28	10.00
69406	Bank of East Asia – Ping An R Bull CBBC Aug 2018 E	16,000,000	2017/11/14	2018/08/28	10.40
69396	Bank of East Asia – Tencent R Bull CBBC Sep 2018 B	40,000,000	2017/11/14	2018/09/06	10.00
69852	Goldman Sachs SP (Asia) – HKEX R Bull CBBC Jun 2018 N	80,000,000	2017/11/14	2018/06/28	20.00
69855	Goldman Sachs SP (Asia) – HKEX R Bull CBBC Jun 2018 O	80,000,000	2017/11/14	2018/06/29	20.00
69873	Goldman Sachs SP (Asia) – HKEX R Bear CBBC Mar 2018 B	80,000,000	2017/11/14	2018/03/19	20.00
69544	Goldman Sachs SP (Asia) – HSI R Bull CBBC Aug 2019 I	200,000,000	2017/11/14	2019/08/29	50.00
69547	Goldman Sachs SP (Asia) – HSI R Bull CBBC Aug 2019 J	200,000,000	2017/11/14	2019/08/29	50.00
69301	Goldman Sachs SP (Asia) – HSI R Bear CBBC Feb 2018 K	200,000,000	2017/11/14	2018/02/27	50.00
69313	Goldman Sachs SP (Asia) – HSI R Bear CBBC Feb 2018 N	200,000,000	2017/11/14	2018/02/27	50.00
69550	Goldman Sachs SP (Asia) – HSI R Bear CBBC Feb 2018 O	200,000,000	2017/11/14	2018/02/27	50.00
69552	Goldman Sachs SP (Asia) – HSI R Bear CBBC Feb 2018 P	200,000,000	2017/11/14	2018/02/27	50.00
69307	Goldman Sachs SP (Asia) – HSI R Bear CBBC Mar 2018 V	200,000,000	2017/11/14	2018/03/28	50.00
69878	Goldman Sachs SP (Asia) – Ping An R Bull CBBC Oct 2018 C	80,000,000	2017/11/14	2018/10/22	20.00
69820	Goldman Sachs SP (Asia) – Tencent R Bull CBBC Mar 2018 Q	80,000,000	2017/11/14	2018/03/19	20.00
69818	Goldman Sachs SP (Asia) – Tencent R Bull CBBC Mar 2018 S	80,000,000	2017/11/14	2018/03/19	20.00
69821	Goldman Sachs SP (Asia) – Tencent R Bull CBBC Mar 2018 T	80,000,000	2017/11/14	2018/03/20	20.00
69829	Goldman Sachs SP (Asia) – Tencent R Bull CBBC Mar 2018 U	80,000,000	2017/11/14	2018/03/20	20.00
69830	Goldman Sachs SP (Asia) – Tencent R Bear CBBC Mar 2018 U	80,000,000	2017/11/14	2018/03/15	20.00
69838	Goldman Sachs SP (Asia) – Tencent R Bear CBBC Mar 2018 V	80,000,000	2017/11/14	2018/03/16	20.00
69842	Goldman Sachs SP (Asia) – Tencent R Bear CBBC Mar 2018 W	80,000,000	2017/11/14	2018/03/19	20.00
69846	Goldman Sachs SP (Asia) – Tencent R Bear CBBC Mar 2018 X	80,000,000	2017/11/14	2018/03/20	25.12
69847	Goldman Sachs SP (Asia) – Tencent R Bear CBBC Apr 2018 O	80,000,000	2017/11/14	2018/04/03	32.88
69358	HK Bank – Evergrande R Bull CBBC Oct 2018 A	100,000,000	2017/11/14	2018/10/31	25.00
69376	HK Bank – Geely Auto R Bull CBBC Sep 2018 E	40,000,000	2017/11/14	2018/09/10	12.00
69356	HK Bank – HKEX R Bull CBBC Sep 2018 I	50,000,000	2017/11/14	2018/09/07	12.50
69363	HK Bank – HSI R Bull CBBC Jul 2018 U	100,000,000	2017/11/14	2018/07/30	25.00
69372	HK Bank – HSI R Bull CBBC Jul 2018 X	150,000,000	2017/11/14	2018/07/30	37.50
69373	HK Bank – Ping An R Bull CBBC Aug 2018 G	80,000,000	2017/11/14	2018/08/10	20.00
69379	HK Bank – Tencent R Bull CBBC Jun 2018 K	60,000,000	2017/11/14	2018/06/26	15.00
69375	HK Bank – Tencent R Bull CBBC Jul 2018 G	60,000,000	2017/11/14	2018/07/16	15.00
69354	HK Bank – Tencent R Bear CBBC Sep 2018 D	40,000,000	2017/11/14	2018/09/10	24.00
69355	HK Bank – Tencent R Bear CBBC Sep 2018 E	40,000,000	2017/11/14	2018/09/17	32.00
69459	Haitong Int'l Sec – China Life R Bull CBBC Aug 2018 A	40,000,000	2017/11/14	2018/08/01	10.00
69460	Haitong Int'l Sec – China Life R Bull CBBC Aug 2018 B	40,000,000	2017/11/14	2018/08/02	11.92

## MAIN BOARD CALLABLE BULL/BEAR CONTRACTS

Code	Callable Bull/Bear Contracts	No. of issue (units)	Listing date	Expiry	Amount raised (HK\$ mil.)
69410	Haitong Int'l Sec - Tencent R Bull CBBC Jul 2018 F	40,000,000	2017/11/14	2018/07/09	10.00
69415	Haitong Int'l Sec - Tencent R Bull CBBC Jul 2018 G	40,000,000	2017/11/14	2018/07/10	10.00
69424	Haitong Int'l Sec - Tencent R Bear CBBC May 2018 B	40,000,000	2017/11/14	2018/05/03	10.00
69432	Haitong Int'l Sec - Tencent R Bear CBBC May 2018 C	40,000,000	2017/11/14	2018/05/04	10.00
69446	Haitong Int'l Sec - Tencent R Bear CBBC May 2018 D	40,000,000	2017/11/14	2018/05/03	10.80
69883	J P Morgan SP BV - CC Bank R Bull CBBC Sep 2018 E	100,000,000	2017/11/14	2018/09/21	25.00
69896	J P Morgan SP BV - Geely Auto R Bull CBBC Dec 2018 B	250,000,000	2017/11/14	2018/12/21	62.50
69930	J P Morgan SP BV - HKEX R Bull CBBC Feb 2018 M	40,000,000	2017/11/14	2018/02/15	10.00
69880	J P Morgan SP BV - HSBC R Bull CBBC Jul 2018 D	150,000,000	2017/11/14	2018/07/20	37.50
69500	J P Morgan SP BV - HSI R Bull CBBC Dec 2018 N	200,000,000	2017/11/14	2018/12/28	50.00
69936	J P Morgan SP BV - HSI R Bull CBBC Dec 2018 O	200,000,000	2017/11/14	2018/12/28	50.00
69510	J P Morgan SP BV - HSI R Bull CBBC Dec 2018 P	200,000,000	2017/11/14	2018/12/28	50.00
69523	J P Morgan SP BV - HSI R Bull CBBC Sep 2019 A	200,000,000	2017/11/14	2019/09/27	50.00
69933	J P Morgan SP BV - HSI R Bull CBBC Sep 2019 B	200,000,000	2017/11/14	2019/09/27	50.00
69495	J P Morgan SP BV - HSI R Bull CBBC Sep 2019 Y	200,000,000	2017/11/14	2019/09/27	50.00
69509	J P Morgan SP BV - HSI R Bull CBBC Sep 2019 Z	200,000,000	2017/11/14	2019/09/27	50.00
69463	J P Morgan SP BV - HSI R Bear CBBC Feb 2018 F	200,000,000	2017/11/14	2018/02/27	50.00
69476	J P Morgan SP BV - HSI R Bear CBBC Feb 2018 G	200,000,000	2017/11/14	2018/02/27	50.00
69483	J P Morgan SP BV - HSI R Bear CBBC Feb 2018 H	200,000,000	2017/11/14	2018/02/27	50.00
69524	J P Morgan SP BV - HSI R Bear CBBC Mar 2018 D	200,000,000	2017/11/14	2018/03/28	50.00
69527	J P Morgan SP BV - HSI R Bear CBBC Mar 2018 E	200,000,000	2017/11/14	2018/03/28	50.00
69529	J P Morgan SP BV - HSI R Bear CBBC Apr 2018 B	200,000,000	2017/11/14	2018/04/27	50.00
69534	J P Morgan SP BV - HSI R Bear CBBC Apr 2018 C	200,000,000	2017/11/14	2018/04/27	56.00
69541	J P Morgan SP BV - HSI R Bear CBBC Apr 2018 D	200,000,000	2017/11/14	2018/04/27	50.00
69891	J P Morgan SP BV - ICBC R Bull CBBC Sep 2018 D	100,000,000	2017/11/14	2018/09/21	25.00
69895	J P Morgan SP BV - PetCh R Bull CBBC Aug 2018 A	100,000,000	2017/11/14	2018/08/17	25.00
69923	J P Morgan SP BV - Tencent R Bull CBBC Feb 2018 X	50,000,000	2017/11/14	2018/02/15	12.50
69919	J P Morgan SP BV - Tencent R Bull CBBC Mar 2018 I	50,000,000	2017/11/14	2018/03/16	24.25
69924	J P Morgan SP BV - Tencent R Bull CBBC Mar 2018 J	50,000,000	2017/11/14	2018/03/16	12.50
69929	J P Morgan SP BV - Tencent R Bull CBBC Mar 2018 K	50,000,000	2017/11/14	2018/03/16	12.50
69901	J P Morgan SP BV - Tencent R Bear CBBC Jun 2018 H	40,000,000	2017/11/14	2018/06/15	10.00
69911	J P Morgan SP BV - Tencent R Bear CBBC Jul 2018 G	40,000,000	2017/11/14	2018/07/20	11.60
69916	J P Morgan SP BV - Tencent R Bear CBBC Aug 2018 B	40,000,000	2017/11/14	2018/08/17	18.80
69917	J P Morgan SP BV - Tencent R Bear CBBC Sep 2018 A	40,000,000	2017/11/14	2018/09/21	22.60
69597	Macquarie Bank Ltd. - HSI R Bear CBBC Jun 2018 H	40,000,000	2017/11/14	2018/06/28	10.00
69600	Macquarie Bank Ltd. - HSI R Bear CBBC Jun 2018 I	40,000,000	2017/11/14	2018/06/28	10.00
69605	Macquarie Bank Ltd. - HSI R Bear CBBC Jun 2018 J	40,000,000	2017/11/14	2018/06/28	10.00
69619	Macquarie Bank Ltd. - HSI R Bear CBBC Jun 2018 K	40,000,000	2017/11/14	2018/06/28	10.00
69620	Macquarie Bank Ltd. - HSI R Bear CBBC Jun 2018 L	40,000,000	2017/11/14	2018/06/28	10.00
69568	Macquarie Bank Ltd. - Tencent R Bull CBBC May 2018 G	14,000,000	2017/11/14	2018/05/31	10.56
69570	Macquarie Bank Ltd. - Tencent R Bull CBBC May 2018 H	14,100,000	2017/11/14	2018/05/31	10.03
69555	Macquarie Bank Ltd. - Tencent R Bear CBBC May 2018 G	13,000,000	2017/11/14	2018/05/31	10.65
69561	Macquarie Bank Ltd. - Tencent R Bear CBBC May 2018 H	11,000,000	2017/11/14	2018/05/31	10.30
60121	SG Issuer - BOC HK R Bull CBBC Nov 2018 A	80,000,000	2017/11/14	2018/11/29	20.00
60122	SG Issuer - BOC HK R Bull CBBC Dec 2018 B	80,000,000	2017/11/14	2018/12/07	20.00

# MAIN BOARD CALLABLE BULL/BEAR CONTRACTS

Code	Callable Bull/Bear Contracts	No. of issue (units)	Listing date	Expiry	Amount raised (HK\$ mil.)
60213	SG Issuer – CSOP A50 ETF R Bull CBBC Sep 2018 A	40,000,000	2017/11/14	2018/09/14	10.00
60159	SG Issuer – Geely Auto R Bull CBBC Aug 2018 C	40,000,000	2017/11/14	2018/08/08	10.00
60165	SG Issuer – HKEX R Bull CBBC Jun 2018 L	50,000,000	2017/11/14	2018/06/26	12.50
60177	SG Issuer – HKEX R Bull CBBC Sep 2018 B	50,000,000	2017/11/14	2018/09/17	12.50
60217	SG Issuer – HS H-SH ETF R Bull CBBC Sep 2018 B	100,000,000	2017/11/14	2018/09/07	25.00
69720	SG Issuer – HSCEI R Bull CBBC Nov 2018 L	200,000,000	2017/11/14	2018/11/29	50.00
69664	SG Issuer – HSI R Bull CBBC Mar 2019 K	200,000,000	2017/11/14	2019/03/28	50.00
69666	SG Issuer – HSI R Bull CBBC Apr 2019 C	200,000,000	2017/11/14	2019/04/29	50.00
69668	SG Issuer – HSI R Bull CBBC Apr 2019 K	200,000,000	2017/11/14	2019/04/29	50.00
69689	SG Issuer – HSI R Bull CBBC Jul 2019 V	200,000,000	2017/11/14	2019/07/30	50.00
69694	SG Issuer – HSI R Bull CBBC Jul 2019 W	200,000,000	2017/11/14	2019/07/30	50.00
69632	SG Issuer – HSI R Bear CBBC Feb 2018 D	200,000,000	2017/11/14	2018/02/27	50.00
69621	SG Issuer – HSI R Bear CBBC Feb 2018 S	200,000,000	2017/11/14	2018/02/27	50.00
69651	SG Issuer – HSI R Bear CBBC Feb 2018 T	200,000,000	2017/11/14	2018/02/27	50.00
69656	SG Issuer – HSI R Bear CBBC Feb 2018 U	200,000,000	2017/11/14	2018/02/27	50.00
69657	SG Issuer – HSI R Bear CBBC Mar 2018 E	200,000,000	2017/11/14	2018/03/28	50.00
69659	SG Issuer – HSI R Bear CBBC Mar 2018 F	200,000,000	2017/11/14	2018/03/28	50.00
69660	SG Issuer – HSI R Bear CBBC Aug 2018 A	200,000,000	2017/11/14	2018/08/30	50.00
69661	SG Issuer – HSI R Bear CBBC Oct 2018 A	200,000,000	2017/11/14	2018/10/30	50.00
60179	SG Issuer – PetroChina R Bull CBBC Oct 2018 B	40,000,000	2017/11/14	2018/10/26	10.00
69390	SG Issuer – PetroChina R Bear CBBC Dec 2018 A	40,000,000	2017/11/14	2018/12/14	10.00
69391	SG Issuer – Ping An R Bull CBBC Oct 2018 E	100,000,000	2017/11/14	2018/10/12	25.00
69392	SG Issuer – Ping An R Bear CBBC Dec 2018 B	100,000,000	2017/11/14	2018/12/14	25.00
60186	SG Issuer – Tencent R Bull CBBC Apr 2018 Y	80,000,000	2017/11/14	2018/04/19	20.00
60199	SG Issuer – Tencent R Bull CBBC Jun 2018 N	80,000,000	2017/11/14	2018/06/21	20.00
60208	SG Issuer – Tencent R Bull CBBC Jul 2018 N	80,000,000	2017/11/14	2018/07/26	20.00
60209	SG Issuer – Tencent R Bear CBBC Nov 2018 D	80,000,000	2017/11/14	2018/11/16	30.00
60210	SG Issuer – Tencent R Bear CBBC Dec 2018 D	80,000,000	2017/11/14	2018/12/19	39.60
69809	UBS AG – HKEX R Bull CBBC Sep 2018 C	50,000,000	2017/11/14	2018/09/17	12.50
69816	UBS AG – HKEX R Bull CBBC Sep 2018 D	50,000,000	2017/11/14	2018/09/24	12.50
69791	UBS AG – HSI R Bull CBBC Nov 2018 S	200,000,000	2017/11/14	2018/11/29	50.00
69789	UBS AG – HSI R Bull CBBC Dec 2018 Y	250,000,000	2017/11/14	2018/12/28	62.50
69792	UBS AG – HSI R Bull CBBC Dec 2018 Z	250,000,000	2017/11/14	2018/12/28	62.50
69788	UBS AG – HSI R Bull CBBC Apr 2019 Q	200,000,000	2017/11/14	2019/04/29	50.00
69777	UBS AG – HSI R Bear CBBC Feb 2018 B	200,000,000	2017/11/14	2018/02/27	50.00
69780	UBS AG – HSI R Bear CBBC Feb 2018 D	250,000,000	2017/11/14	2018/02/27	62.50
69723	UBS AG – HSI R Bear CBBC Feb 2018 W	200,000,000	2017/11/14	2018/02/27	50.00
69724	UBS AG – HSI R Bear CBBC Feb 2018 X	250,000,000	2017/11/14	2018/02/27	62.50
69767	UBS AG – HSI R Bear CBBC Feb 2018 Y	250,000,000	2017/11/14	2018/02/27	62.50
69775	UBS AG – HSI R Bear CBBC Feb 2018 Z	250,000,000	2017/11/14	2018/02/27	62.50
69779	UBS AG – HSI R Bear CBBC Mar 2018 L	250,000,000	2017/11/14	2018/03/28	62.50
69782	UBS AG – HSI R Bear CBBC Mar 2018 M	250,000,000	2017/11/14	2018/03/28	62.50
69807	UBS AG – Ping An R Bull CBBC Aug 2018 D	50,000,000	2017/11/14	2018/08/13	12.50
69800	UBS AG – Tencent R Bull CBBC Mar 2018 M	50,000,000	2017/11/14	2018/03/05	12.50
69801	UBS AG – Tencent R Bull CBBC Mar 2018 N	50,000,000	2017/11/14	2018/03/26	12.50

# MAIN BOARD CALLABLE BULL/BEAR CONTRACTS

Code	Callable Bull/Bear Contracts	No. of issue (units)	Listing date	Expiry	Amount raised (HK\$ mil.)
69802	UBS AG – Tencent R Bull CBBC Mar 2018 O	50,000,000	2017/11/14	2018/03/12	12.50
69730	UBS AG – Tencent R Bear CBBC Mar 2018 C	50,000,000	2017/11/14	2018/03/12	12.50
69761	UBS AG – Tencent R Bear CBBC Mar 2018 D	50,000,000	2017/11/14	2018/03/19	12.50
69803	UBS AG – Tencent R Bear CBBC Mar 2018 E	50,000,000	2017/11/14	2018/03/12	16.50
69804	UBS AG – Tencent R Bear CBBC Mar 2018 F	50,000,000	2017/11/14	2018/03/26	21.50
60416	BNP Paribas Issuance B.V. – HKEX R Bull CBBC Aug 2018 Q	50,000,000	2017/11/15	2018/08/30	12.50
60417	BNP Paribas Issuance B.V. – HKEX R Bear CBBC Mar 2018 A	50,000,000	2017/11/15	2018/03/28	12.50
60412	BNP Paribas Issuance B.V. – HSI R Bear CBBC Apr 2018 C	250,000,000	2017/11/15	2018/04/27	62.50
60324	BNP Paribas Issuance B.V. – Tencent R Bull CBBC Sep 2018 J	50,000,000	2017/11/15	2018/09/27	12.50
60254	BNP Paribas Issuance B.V. – Tencent R Bear CBBC Apr 2018 K	50,000,000	2017/11/15	2018/04/27	16.00
60286	BNP Paribas Issuance B.V. – Tencent R Bear CBBC Apr 2018 M	50,000,000	2017/11/15	2018/04/27	26.00
60255	BNP Paribas Issuance B.V. – Tencent R Bear CBBC Apr 2018 R	50,000,000	2017/11/15	2018/04/27	18.50
60285	BNP Paribas Issuance B.V. – Tencent R Bear CBBC Apr 2018 S	50,000,000	2017/11/15	2018/04/27	23.50
60263	BNP Paribas Issuance B.V. – Tencent R Bear CBBC Apr 2018 Y	50,000,000	2017/11/15	2018/04/27	21.00
60321	BNP Paribas Issuance B.V. – Tencent R Bear CBBC Apr 2018 Z	50,000,000	2017/11/15	2018/04/27	28.50
60785	Credit Suisse AG – BYD Company R Bull CBBC Jul 2018 A	50,000,000	2017/11/15	2018/07/11	12.50
60779	Credit Suisse AG – HKEX R Bull CBBC Jun 2018 T	50,000,000	2017/11/15	2018/06/28	12.50
60783	Credit Suisse AG – HKEX R Bull CBBC Jul 2018 C	50,000,000	2017/11/15	2018/07/12	12.50
60751	Credit Suisse AG – HSI R Bull CBBC May 2018 K	200,000,000	2017/11/15	2018/05/30	50.00
60769	Credit Suisse AG – HSI R Bull CBBC Sep 2018 B	200,000,000	2017/11/15	2018/09/27	50.00
60742	Credit Suisse AG – HSI R Bull CBBC Sep 2018 Y	200,000,000	2017/11/15	2018/09/27	50.00
60766	Credit Suisse AG – HSI R Bear CBBC Mar 2018 B	200,000,000	2017/11/15	2018/03/28	50.00
60796	Credit Suisse AG – HSI R Bear CBBC Apr 2018 N	200,000,000	2017/11/15	2018/04/27	50.00
60735	Credit Suisse AG – Tencent R Bull CBBC Aug 2018 C	50,000,000	2017/11/15	2018/08/22	12.50
60786	Credit Suisse AG – Tencent R Bull CBBC Oct 2018 C	50,000,000	2017/11/15	2018/10/24	12.50
60790	Credit Suisse AG – Tencent R Bear CBBC Aug 2018 C	50,000,000	2017/11/15	2018/08/22	12.50
60868	Goldman Sachs SP (Asia) – China Life R Bull CBBC May 2018 D	80,000,000	2017/11/15	2018/05/28	20.00
60871	Goldman Sachs SP (Asia) – HSBC R Bear CBBC Apr 2018 A	80,000,000	2017/11/15	2018/04/27	20.00
60803	Goldman Sachs SP (Asia) – HSI R Bull CBBC Sep 2019 A	200,000,000	2017/11/15	2019/09/27	50.00
60822	Goldman Sachs SP (Asia) – HSI R Bull CBBC Sep 2019 B	200,000,000	2017/11/15	2019/09/27	50.00
60823	Goldman Sachs SP (Asia) – HSI R Bull CBBC Sep 2019 C	200,000,000	2017/11/15	2019/09/27	50.00
60327	Goldman Sachs SP (Asia) – HSI R Bear CBBC Feb 2018 Q	200,000,000	2017/11/15	2018/02/27	50.00
60826	Goldman Sachs SP (Asia) – HSI R Bear CBBC Feb 2018 R	200,000,000	2017/11/15	2018/02/27	50.00
60831	Goldman Sachs SP (Asia) – HSI R Bear CBBC Feb 2018 S	200,000,000	2017/11/15	2018/02/27	50.00
60834	Goldman Sachs SP (Asia) – Tencent R Bull CBBC Feb 2018 G	80,000,000	2017/11/15	2018/02/28	20.00
60838	Goldman Sachs SP (Asia) – Tencent R Bull CBBC Feb 2018 H	80,000,000	2017/11/15	2018/02/28	20.00
60846	Goldman Sachs SP (Asia) – Tencent R Bull CBBC Feb 2018 I	80,000,000	2017/11/15	2018/02/28	20.00
60847	Goldman Sachs SP (Asia) – Tencent R Bear CBBC Mar 2018 Y	80,000,000	2017/11/15	2018/03/01	20.00
60373	HK Bank – AAC Tech R Bull CBBC Sep 2018 A	40,000,000	2017/11/15	2018/09/28	10.00
60401	HK Bank – Evergrande R Bull CBBC Nov 2018 B	100,000,000	2017/11/15	2018/11/30	25.00
60381	HK Bank – Geely Auto R Bull CBBC Jul 2018 G	40,000,000	2017/11/15	2018/07/30	10.00
60404	HK Bank – HSI R Bull CBBC Jul 2018 Y	150,000,000	2017/11/15	2018/07/30	37.50
60368	HK Bank – HSI R Bull CBBC Aug 2018 J	100,000,000	2017/11/15	2018/08/30	25.00
60369	HK Bank – HSI R Bear CBBC Sep 2018 F	100,000,000	2017/11/15	2018/09/27	25.00
60378	HK Bank – Sunny Optical R Bull CBBC Jul 2018 E	40,000,000	2017/11/15	2018/07/16	10.00

# MAIN BOARD CALLABLE BULL/BEAR CONTRACTS

Code	Callable Bull/Bear Contracts	No. of issue (units)	Listing date	Expiry	Amount raised (HK\$ mil.)
60388	HK Bank – Tencent R Bull CBBC Jul 2018 P	60,000,000	2017/11/15	2018/07/23	15.00
60403	HK Bank – Tencent R Bull CBBC Jul 2018 Q	60,000,000	2017/11/15	2018/07/30	15.00
60399	HK Bank – Tencent R Bear CBBC Aug 2018 N	40,000,000	2017/11/15	2018/08/20	18.00
60250	Haitong Int'l Sec – Geely Auto R Bull CBBC Sep 2018 B	40,000,000	2017/11/15	2018/09/21	10.00
60251	Haitong Int'l Sec – Geely Auto R Bull CBBC Sep 2018 C	40,000,000	2017/11/15	2018/09/20	13.80
60572	J P Morgan SP BV – HSI R Bull CBBC Dec 2018 Q	200,000,000	2017/11/15	2018/12/28	50.00
60574	J P Morgan SP BV – HSI R Bull CBBC Dec 2018 R	200,000,000	2017/11/15	2018/12/28	50.00
60575	J P Morgan SP BV – HSI R Bull CBBC Dec 2018 X	200,000,000	2017/11/15	2018/12/28	50.00
60568	J P Morgan SP BV – HSI R Bull CBBC Sep 2019 H	200,000,000	2017/11/15	2019/09/27	50.00
60675	J P Morgan SP BV – HSI R Bear CBBC Feb 2018 K	200,000,000	2017/11/15	2018/02/27	50.00
60680	J P Morgan SP BV – HSI R Bear CBBC Feb 2018 M	200,000,000	2017/11/15	2018/02/27	50.00
60685	J P Morgan SP BV – HSI R Bear CBBC Apr 2018 E	200,000,000	2017/11/15	2018/04/27	70.00
60584	J P Morgan SP BV – Tencent R Bull CBBC Mar 2018 L	50,000,000	2017/11/15	2018/03/16	12.50
60437	SG Issuer – HKEX R Bull CBBC Apr 2018 G	50,000,000	2017/11/15	2018/04/09	12.50
60666	SG Issuer – HSI R Bull CBBC Mar 2019 L	200,000,000	2017/11/15	2019/03/28	50.00
60435	SG Issuer – HSI R Bull CBBC Jul 2019 X	200,000,000	2017/11/15	2019/07/30	50.00
60668	SG Issuer – HSI R Bull CBBC Jul 2019 Y	200,000,000	2017/11/15	2019/07/30	50.00
60674	SG Issuer – HSI R Bull CBBC Jul 2019 Z	200,000,000	2017/11/15	2019/07/30	50.00
60586	SG Issuer – HSI R Bear CBBC Feb 2018 V	200,000,000	2017/11/15	2018/02/27	50.00
60593	SG Issuer – HSI R Bear CBBC Feb 2018 X	200,000,000	2017/11/15	2018/02/27	50.00
60611	SG Issuer – HSI R Bear CBBC Mar 2018 H	200,000,000	2017/11/15	2018/03/28	50.00
60613	SG Issuer – HSI R Bear CBBC Mar 2018 I	200,000,000	2017/11/15	2018/03/28	50.00
60639	SG Issuer – HSI R Bear CBBC Apr 2018 G	200,000,000	2017/11/15	2018/04/27	50.00
60645	SG Issuer – HSI R Bear CBBC Apr 2018 H	200,000,000	2017/11/15	2018/04/27	50.00
60649	SG Issuer – HSI R Bear CBBC Apr 2018 I	200,000,000	2017/11/15	2018/04/27	50.00
60438	SG Issuer – Tencent R Bull CBBC Apr 2018 Z	80,000,000	2017/11/15	2018/04/09	20.00
60876	SG Issuer – Tencent R Bull CBBC Aug 2018 J	80,000,000	2017/11/15	2018/08/30	20.00
60877	SG Issuer – Tencent R Bear CBBC Nov 2018 E	80,000,000	2017/11/15	2018/11/09	52.00
60522	UBS AG – HSI R Bull CBBC Oct 2018 I	200,000,000	2017/11/15	2018/10/30	50.00
60511	UBS AG – HSI R Bull CBBC Nov 2018 V	250,000,000	2017/11/15	2018/11/29	62.50
60530	UBS AG – HSI R Bull CBBC Nov 2018 W	250,000,000	2017/11/15	2018/11/29	62.50
60484	UBS AG – HSI R Bull CBBC Dec 2018 B	200,000,000	2017/11/15	2018/12/28	50.00
60526	UBS AG – HSI R Bull CBBC Dec 2018 C	250,000,000	2017/11/15	2018/12/28	62.50
60455	UBS AG – HSI R Bear CBBC Feb 2018 L	200,000,000	2017/11/15	2018/02/27	50.00
60475	UBS AG – HSI R Bear CBBC Feb 2018 S	200,000,000	2017/11/15	2018/02/27	50.00
60565	UBS AG – HSI R Bear CBBC Feb 2018 V	200,000,000	2017/11/15	2018/02/27	50.00
60467	UBS AG – HSI R Bear CBBC Mar 2018 N	200,000,000	2017/11/15	2018/03/28	50.00
60480	UBS AG – HSI R Bear CBBC Mar 2018 O	200,000,000	2017/11/15	2018/03/28	50.00
60481	UBS AG – HSI R Bear CBBC Mar 2018 P	250,000,000	2017/11/15	2018/03/28	62.50
60482	UBS AG – HSI R Bear CBBC Mar 2018 Q	250,000,000	2017/11/15	2018/03/28	62.50
60483	UBS AG – HSI R Bear CBBC Apr 2018 A	250,000,000	2017/11/15	2018/04/27	77.50
60532	UBS AG – Tencent R Bull CBBC Mar 2018 P	40,000,000	2017/11/15	2018/03/20	10.00
60539	UBS AG – Tencent R Bull CBBC Mar 2018 Q	40,000,000	2017/11/15	2018/03/07	10.00
60550	UBS AG – Tencent R Bull CBBC Mar 2018 R	40,000,000	2017/11/15	2018/03/16	10.00
60443	UBS AG – Tencent R Bear CBBC Apr 2018 D	50,000,000	2017/11/15	2018/04/09	12.50



# MAIN BOARD CALLABLE BULL/BEAR CONTRACTS

Code	Callable Bull/Bear Contracts	No. of issue (units)	Listing date	Expiry	Amount raised (HK\$ mil.)
60447	UBS AG – Tencent R Bear CBBC Apr 2018 E	50,000,000	2017/11/15	2018/04/16	12.50
60554	UBS AG – Tencent R Bear CBBC Apr 2018 F	40,000,000	2017/11/15	2018/04/10	19.60
60355	Bank Vontobel – HSI R Bull CBBC Mar 2018 A	100,000,000	2017/11/15	2018/03/28	25.20
60357	Bank Vontobel – HSI R Bull CBBC Mar 2018 B	100,000,000	2017/11/15	2018/03/28	25.30
60348	Bank Vontobel – HSI R Bear CBBC Mar 2018 A	100,000,000	2017/11/15	2018/03/28	25.30
60349	Bank Vontobel – HSI R Bear CBBC Mar 2018 B	100,000,000	2017/11/15	2018/03/28	25.10
61272	Credit Suisse AG – AIA R Bull CBBC Jun 2018 D	70,000,000	2017/11/16	2018/06/07	17.50
61274	Credit Suisse AG – BYD Company R Bull CBBC Aug 2018 B	50,000,000	2017/11/16	2018/08/10	12.50
61299	Credit Suisse AG – CUni R Bull CBBC Aug 2018 A	50,000,000	2017/11/16	2018/08/10	12.50
61269	Credit Suisse AG – HKEX R Bull CBBC Oct 2018 B	50,000,000	2017/11/16	2018/10/11	12.50
61288	Credit Suisse AG – HSBC R Bull CBBC Sep 2018 C	100,000,000	2017/11/16	2018/09/19	25.00
61316	Credit Suisse AG – HSCEI R Bull CBBC Oct 2018 A	100,000,000	2017/11/16	2018/10/30	25.00
61247	Credit Suisse AG – HSI R Bull CBBC Oct 2018 H	200,000,000	2017/11/16	2018/10/30	50.00
61237	Credit Suisse AG – HSI R Bull CBBC Nov 2018 C	200,000,000	2017/11/16	2018/11/29	50.00
61242	Credit Suisse AG – HSI R Bull CBBC Nov 2018 D	200,000,000	2017/11/16	2018/11/29	50.00
61246	Credit Suisse AG – HSI R Bull CBBC Apr 2019 A	200,000,000	2017/11/16	2019/04/29	50.00
61229	Credit Suisse AG – HSI R Bear CBBC Mar 2018 C	200,000,000	2017/11/16	2018/03/28	50.00
61232	Credit Suisse AG – HSI R Bear CBBC Apr 2018 O	200,000,000	2017/11/16	2018/04/27	50.00
61306	Credit Suisse AG – HSI R Bear CBBC Apr 2018 P	200,000,000	2017/11/16	2018/04/27	50.00
61310	Credit Suisse AG – Ping An R Bull CBBC Aug 2018 P	100,000,000	2017/11/16	2018/08/31	25.00
61296	Credit Suisse AG – Ping An R Bear CBBC Jun 2018 A	70,000,000	2017/11/16	2018/06/14	17.50
61264	Credit Suisse AG – Tencent R Bull CBBC Jun 2018 Z	50,000,000	2017/11/16	2018/06/21	12.50
61295	Credit Suisse AG – Tencent R Bear CBBC Jun 2018 F	50,000,000	2017/11/16	2018/06/21	12.50
61046	Bank of East Asia – China Mobile R Bull CBBC Sep 2018 A	60,000,000	2017/11/16	2018/09/07	15.00
61087	Bank of East Asia – CC Bank R Bull CBBC Sep 2018 A	60,000,000	2017/11/16	2018/09/07	15.00
61050	Bank of East Asia – CM Bank R Bull CBBC Sep 2018 A	25,000,000	2017/11/16	2018/09/07	10.00
61045	Bank of East Asia – Galaxy Ent R Bull CBBC Sep 2018 A	16,000,000	2017/11/16	2018/09/07	10.40
61088	Bank of East Asia – Ping An R Bull CBBC Aug 2018 F	16,000,000	2017/11/16	2018/08/16	10.40
61044	Bank of East Asia – Sunny Optical R Bull CBBC Sep 2018 A	40,000,000	2017/11/16	2018/09/07	10.00
61042	Bank of East Asia – Tencent R Bull CBBC Sep 2018 C	40,000,000	2017/11/16	2018/09/07	10.00
61172	Goldman Sachs SP (Asia) – China Life R Bull CBBC May 2018 E	80,000,000	2017/11/16	2018/05/28	20.00
61173	Goldman Sachs SP (Asia) – HKEX R Bull CBBC Jun 2018 P	80,000,000	2017/11/16	2018/06/28	20.00
61180	Goldman Sachs SP (Asia) – HSBC R Bull CBBC Sep 2018 F	80,000,000	2017/11/16	2018/09/19	20.00
61193	Goldman Sachs SP (Asia) – HSBC R Bull CBBC Sep 2018 G	80,000,000	2017/11/16	2018/09/20	20.00
61194	Goldman Sachs SP (Asia) – HSBC R Bull CBBC Sep 2018 H	80,000,000	2017/11/16	2018/09/26	20.00
61196	Goldman Sachs SP (Asia) – HSBC R Bull CBBC Sep 2018 I	80,000,000	2017/11/16	2018/09/28	20.00
61019	Goldman Sachs SP (Asia) – HSI R Bull CBBC Aug 2019 K	200,000,000	2017/11/16	2019/08/29	50.00
61032	Goldman Sachs SP (Asia) – HSI R Bull CBBC Aug 2019 L	200,000,000	2017/11/16	2019/08/29	50.00
61038	Goldman Sachs SP (Asia) – HSI R Bull CBBC Aug 2019 M	200,000,000	2017/11/16	2019/08/29	50.00
60886	Goldman Sachs SP (Asia) – HSI R Bear CBBC Feb 2018 T	200,000,000	2017/11/16	2018/02/27	50.00
60887	Goldman Sachs SP (Asia) – HSI R Bear CBBC Feb 2018 U	200,000,000	2017/11/16	2018/02/27	50.00
61163	Goldman Sachs SP (Asia) – Ping An R Bull CBBC Oct 2018 D	80,000,000	2017/11/16	2018/10/18	20.00
61170	Goldman Sachs SP (Asia) – Ping An R Bull CBBC Oct 2018 E	80,000,000	2017/11/16	2018/10/19	20.00
61161	Goldman Sachs SP (Asia) – Tencent R Bull CBBC Mar 2018 V	80,000,000	2017/11/16	2018/03/02	20.00
60994	HK Bank – BYD Company R Bull CBBC Jul 2018 B	50,000,000	2017/11/16	2018/07/23	12.50



# MAIN BOARD CALLABLE BULL/BEAR CONTRACTS

Code	Callable Bull/Bear Contracts	No. of issue (units)	Listing date	Expiry	Amount raised (HK\$ mil.)
60988	HK Bank – Country Garden R Bull CBBC Oct 2018 A	40,000,000	2017/11/16	2018/10/29	10.00
60991	HK Bank – HSI R Bull CBBC Aug 2018 K	100,000,000	2017/11/16	2018/08/30	25.00
61004	HK Bank – HSI R Bull CBBC Sep 2018 B	150,000,000	2017/11/16	2018/09/27	37.50
60909	HK Bank – Meitu R Bull CBBC Jun 2018 A	40,000,000	2017/11/16	2018/06/25	10.00
60912	HK Bank – SUNAC R Bull CBBC Oct 2018 B	80,000,000	2017/11/16	2018/10/29	20.00
60911	HK Bank – Tencent R Bull CBBC Jun 2018 L	60,000,000	2017/11/16	2018/06/29	15.00
60974	HK Bank – Tencent R Bull CBBC Aug 2018 U	50,000,000	2017/11/16	2018/08/31	25.00
60990	HK Bank – Tencent R Bull CBBC Aug 2018 V	50,000,000	2017/11/16	2018/08/27	12.50
60904	Haitong Int'l Sec – Ping An R Bull CBBC Aug 2018 H	100,000,000	2017/11/16	2018/08/17	25.00
60905	Haitong Int'l Sec – Ping An R Bull CBBC Aug 2018 I	100,000,000	2017/11/16	2018/08/16	25.00
60907	Haitong Int'l Sec – Ping An R Bear CBBC Jun 2018 B	100,000,000	2017/11/16	2018/06/01	25.00
60892	Haitong Int'l Sec – Tencent R Bull CBBC Jul 2018 H	40,000,000	2017/11/16	2018/07/06	10.00
61144	J P Morgan SP BV – HSI R Bull CBBC Dec 2018 A	200,000,000	2017/11/16	2018/12/28	50.00
61141	J P Morgan SP BV – HSI R Bull CBBC Sep 2019 J	200,000,000	2017/11/16	2019/09/27	50.00
61138	J P Morgan SP BV – HSI R Bear CBBC Feb 2018 I	200,000,000	2017/11/16	2018/02/27	50.00
61150	J P Morgan SP BV – HSI R Bear CBBC Mar 2018 F	200,000,000	2017/11/16	2018/03/28	50.00
61152	J P Morgan SP BV – HSI R Bear CBBC Mar 2018 G	200,000,000	2017/11/16	2018/03/28	50.00
61156	J P Morgan SP BV – HSI R Bear CBBC Mar 2018 H	200,000,000	2017/11/16	2018/03/28	50.00
61157	J P Morgan SP BV – HSI R Bear CBBC Apr 2018 F	200,000,000	2017/11/16	2018/04/27	60.00
61197	J P Morgan SP BV – Ping An R Bull CBBC May 2018 E	150,000,000	2017/11/16	2018/05/18	37.50
61058	Macquarie Bank Ltd. – HSI R Bull CBBC Nov 2018 H	40,000,000	2017/11/16	2018/11/29	10.00
61072	Macquarie Bank Ltd. – HSI R Bull CBBC Nov 2018 I	40,000,000	2017/11/16	2018/11/29	10.00
61073	Macquarie Bank Ltd. – HSI R Bull CBBC Nov 2018 J	40,000,000	2017/11/16	2018/11/29	10.00
61076	Macquarie Bank Ltd. – HSI R Bear CBBC Nov 2018 D	40,000,000	2017/11/16	2018/11/29	10.00
61054	Macquarie Bank Ltd. – Tencent R Bull CBBC Jun 2018 A	12,000,000	2017/11/16	2018/06/29	10.81
61055	Macquarie Bank Ltd. – Tencent R Bull CBBC Jun 2018 B	13,000,000	2017/11/16	2018/06/29	10.06
61057	Macquarie Bank Ltd. – Tencent R Bear CBBC Jun 2018 A	9,000,000	2017/11/16	2018/06/29	10.20
61198	SG Issuer – AAC Tech R Bull CBBC May 2018 A	40,000,000	2017/11/16	2018/05/07	10.00
61199	SG Issuer – BYD R Bull CBBC May 2018 A	50,000,000	2017/11/16	2018/05/07	12.50
61200	SG Issuer – BYD R Bull CBBC Aug 2018 A	50,000,000	2017/11/16	2018/08/06	12.50
61202	SG Issuer – Evergrande R Bull CBBC Dec 2018 B	100,000,000	2017/11/16	2018/12/20	25.00
61016	SG Issuer – HSBC R Bull CBBC Sep 2018 M	100,000,000	2017/11/16	2018/09/07	25.00
61129	SG Issuer – HSI R Bull CBBC Mar 2019 M	200,000,000	2017/11/16	2019/03/28	50.00
61006	SG Issuer – HSI R Bull CBBC Apr 2019 P	200,000,000	2017/11/16	2019/04/29	50.00
61136	SG Issuer – HSI R Bull CBBC Apr 2019 Q	200,000,000	2017/11/16	2019/04/29	50.00
61124	SG Issuer – HSI R Bear CBBC Apr 2018 J	200,000,000	2017/11/16	2018/04/27	50.00
61125	SG Issuer – HSI R Bear CBBC Jul 2018 D	200,000,000	2017/11/16	2018/07/30	68.00
61206	SG Issuer – Sunny Optical R Bull CBBC Jul 2018 A	40,000,000	2017/11/16	2018/07/23	10.00
61207	SG Issuer – Tencent R Bull CBBC Jun 2018 O	80,000,000	2017/11/16	2018/06/22	20.00
61007	SG Issuer – Tencent R Bull CBBC Sep 2018 G	80,000,000	2017/11/16	2018/09/10	20.00
61218	SG Issuer – Tencent R Bear CBBC Jun 2018 D	80,000,000	2017/11/16	2018/06/27	20.00
61115	UBS AG – BOCL R Bull CBBC Sep 2018 A	60,000,000	2017/11/16	2018/09/03	15.00
61113	UBS AG – Geely Auto R Bull CBBC Dec 2018 C	100,000,000	2017/11/16	2018/12/17	25.00
61117	UBS AG – HSBC R Bull CBBC Aug 2018 C	50,000,000	2017/11/16	2018/08/13	12.50
61099	UBS AG – HSI R Bull CBBC Oct 2018 H	250,000,000	2017/11/16	2018/10/30	62.50

# MAIN BOARD CALLABLE BULL/BEAR CONTRACTS

Code	Callable Bull/Bear Contracts	No. of issue (units)	Listing date	Expiry	Amount raised (HK\$ mil.)
61109	UBS AG – HSI R Bull CBBC Nov 2018 J	200,000,000	2017/11/16	2018/11/29	50.00
61098	UBS AG – HSI R Bull CBBC Nov 2018 X	250,000,000	2017/11/16	2018/11/29	62.50
61110	UBS AG – HSI R Bull CBBC Dec 2018 D	250,000,000	2017/11/16	2018/12/28	62.50
61096	UBS AG – HSI R Bear CBBC Feb 2018 J	250,000,000	2017/11/16	2018/02/27	62.50
61119	UBS AG – HSI R Bear CBBC Feb 2018 O	250,000,000	2017/11/16	2018/02/27	62.50
61097	UBS AG – HSI R Bear CBBC Mar 2018 R	250,000,000	2017/11/16	2018/03/28	62.50
61118	UBS AG – HSI R Bear CBBC Mar 2018 S	250,000,000	2017/11/16	2018/03/28	62.50
61120	UBS AG – HSI R Bear CBBC Mar 2018 T	200,000,000	2017/11/16	2018/03/28	50.00
61116	UBS AG – Petrochina R Bull CBBC Aug 2018 A	40,000,000	2017/11/16	2018/08/13	10.00
61430	BNP Paribas Issuance B.V. – HSCEI R Bull CBBC Aug 2018 C	100,000,000	2017/11/17	2018/08/30	25.00
61449	BNP Paribas Issuance B.V. – HSCEI R Bear CBBC Mar 2018 D	100,000,000	2017/11/17	2018/03/28	25.00
61431	BNP Paribas Issuance B.V. – HSI R Bear CBBC Mar 2018 A	250,000,000	2017/11/17	2018/03/28	62.50
61677	Credit Suisse AG – China Mobile R Bull CBBC Oct 2018 C	100,000,000	2017/11/17	2018/10/25	25.00
61760	Credit Suisse AG – China Life R Bull CBBC Dec 2018 A	100,000,000	2017/11/17	2018/12/28	25.00
61726	Credit Suisse AG – CPIC R Bull CBBC Nov 2018 A	50,000,000	2017/11/17	2018/11/15	12.50
61689	Credit Suisse AG – CSOP A50 ETF R Bull CBBC May 2018 A	50,000,000	2017/11/17	2018/05/17	12.50
61683	Credit Suisse AG – Geely Auto R Bull CBBC Jan 2019 B	100,000,000	2017/11/17	2019/01/24	25.00
61666	Credit Suisse AG – HSI R Bull CBBC Nov 2018 E	200,000,000	2017/11/17	2018/11/29	50.00
61665	Credit Suisse AG – HSI R Bull CBBC Dec 2018 J	200,000,000	2017/11/17	2018/12/28	50.00
61659	Credit Suisse AG – HSI R Bear CBBC Apr 2018 Q	200,000,000	2017/11/17	2018/04/27	50.00
61744	Credit Suisse AG – HSI R Bear CBBC Apr 2018 R	200,000,000	2017/11/17	2018/04/27	50.00
61727	Credit Suisse AG – HSI R Bear CBBC May 2018 M	200,000,000	2017/11/17	2018/05/30	66.00
61748	Credit Suisse AG – HSI R Bear CBBC May 2018 N	200,000,000	2017/11/17	2018/05/30	50.00
61741	Credit Suisse AG – HSI R Bear CBBC Jun 2018 A	200,000,000	2017/11/17	2018/06/28	52.00
61747	Credit Suisse AG – HSI R Bear CBBC Jun 2018 B	200,000,000	2017/11/17	2018/06/28	50.00
61692	Credit Suisse AG – Ping An R Bull CBBC Oct 2018 J	100,000,000	2017/11/17	2018/10/19	25.00
61710	Credit Suisse AG – Ping An R Bull CBBC Oct 2018 K	70,000,000	2017/11/17	2018/10/31	17.50
61719	Credit Suisse AG – Ping An R Bear CBBC May 2018 A	50,000,000	2017/11/17	2018/05/17	12.50
61681	Credit Suisse AG – Sunny Optical R Bull CBBC Jul 2018 B	40,000,000	2017/11/17	2018/07/27	10.00
61682	Credit Suisse AG – Sunny Optical R Bull CBBC Aug 2018 A	40,000,000	2017/11/17	2018/08/10	10.00
61684	Credit Suisse AG – Sunny Optical R Bear CBBC Sep 2018 A	40,000,000	2017/11/17	2018/09/12	11.20
61685	Credit Suisse AG – Sunny Optical R Bear CBBC Sep 2018 B	40,000,000	2017/11/17	2018/09/06	16.00
61532	Bank of East Asia – AAC Tech R Bull CBBC Aug 2018 A	40,000,000	2017/11/17	2018/08/15	10.00
61535	Bank of East Asia – Ping An R Bull CBBC Aug 2018 G	16,000,000	2017/11/17	2018/08/15	10.40
61513	Bank of East Asia – Tencent R Bull CBBC Sep 2018 D	40,000,000	2017/11/17	2018/09/12	10.00
61516	Bank of East Asia – Tencent R Bear CBBC Sep 2018 A	30,000,000	2017/11/17	2018/09/12	10.50
61607	Goldman Sachs SP (Asia) – CSOP A50 ETF R Bull CBBC Mar 2018E	80,000,000	2017/11/17	2018/03/28	20.00
61352	Goldman Sachs SP (Asia) – HSCEI R Bull CBBC Sep 2019 A	200,000,000	2017/11/17	2019/09/27	50.00
61347	Goldman Sachs SP (Asia) – HSI R Bull CBBC Sep 2019 D	200,000,000	2017/11/17	2019/09/27	50.00
61348	Goldman Sachs SP (Asia) – HSI R Bull CBBC Sep 2019 E	200,000,000	2017/11/17	2019/09/27	50.00
61604	Goldman Sachs SP (Asia) – HSI R Bull CBBC Sep 2019 F	200,000,000	2017/11/17	2019/09/27	50.00
61323	Goldman Sachs SP (Asia) – HSI R Bear CBBC Feb 2018 E	200,000,000	2017/11/17	2018/02/27	50.00
61320	Goldman Sachs SP (Asia) – HSI R Bear CBBC Feb 2018 Z	200,000,000	2017/11/17	2018/02/27	50.00
61346	Goldman Sachs SP (Asia) – HSI R Bear CBBC Mar 2018 A	200,000,000	2017/11/17	2018/03/28	50.00
61328	Goldman Sachs SP (Asia) – HSI R Bear CBBC Mar 2018 W	200,000,000	2017/11/17	2018/03/28	50.00

## MAIN BOARD CALLABLE BULL/BEAR CONTRACTS

Code	Callable Bull/Bear Contracts	No. of issue (units)	Listing date	Expiry	Amount raised (HK\$ mil.)
61337	Goldman Sachs SP (Asia) – HSI R Bear CBBC Mar 2018 X	200,000,000	2017/11/17	2018/03/28	50.00
61339	Goldman Sachs SP (Asia) – HSI R Bear CBBC Mar 2018 Y	200,000,000	2017/11/17	2018/03/28	50.00
61611	Goldman Sachs SP (Asia) – Ping An R Bull CBBC Oct 2018 F	80,000,000	2017/11/17	2018/10/22	20.00
61621	Goldman Sachs SP (Asia) – Ping An R Bull CBBC Oct 2018 G	80,000,000	2017/11/17	2018/10/23	20.00
61627	Goldman Sachs SP (Asia) – Tencent R Bear CBBC Mar 2018 Z	80,000,000	2017/11/17	2018/03/22	45.52
61395	HK Bank – AAC Tech R Bull CBBC Oct 2018 A	40,000,000	2017/11/17	2018/10/15	10.00
61428	HK Bank – BYD Company R Bull CBBC Jul 2018 C	50,000,000	2017/11/17	2018/07/16	12.50
61385	HK Bank – China Mobile R Bull CBBC Jun 2018 A	50,000,000	2017/11/17	2018/06/29	12.50
61414	HK Bank – Galaxy Ent R Bull CBBC Jun 2018 F	80,000,000	2017/11/17	2018/06/29	20.00
61420	HK Bank – HSCEI R Bull CBBC Jul 2018 D	60,000,000	2017/11/17	2018/07/30	15.00
61413	HK Bank – HSI R Bull CBBC Jul 2018 G	100,000,000	2017/11/17	2018/07/30	25.00
61411	HK Bank – HSI R Bear CBBC Apr 2018 B	100,000,000	2017/11/17	2018/04/27	25.00
61386	HK Bank – Sunny Optical R Bull CBBC Jul 2018 F	40,000,000	2017/11/17	2018/07/16	10.00
61366	HK Bank – Tencent R Bull CBBC Jul 2018 S	60,000,000	2017/11/17	2018/07/12	18.00
61365	HK Bank – Tencent R Bear CBBC Jul 2018 N	50,000,000	2017/11/17	2018/07/31	12.50
61356	Haitong Int'l Sec – Evergrande R Bull CBBC Aug 2018 D	30,000,000	2017/11/17	2018/08/10	13.65
61360	Haitong Int'l Sec – Evergrande R Bull CBBC Aug 2018 E	30,000,000	2017/11/17	2018/08/13	10.05
61637	J P Morgan SP BV – BYD Company R Bull CBBC Apr 2018 B	80,000,000	2017/11/17	2018/04/20	20.00
61649	J P Morgan SP BV – BYD Company R Bull CBBC May 2018 A	80,000,000	2017/11/17	2018/05/18	20.00
61650	J P Morgan SP BV – HSI R Bull CBBC Dec 2018 B	200,000,000	2017/11/17	2018/12/28	50.00
61630	J P Morgan SP BV – HSI R Bear CBBC Feb 2018 Z	200,000,000	2017/11/17	2018/02/27	50.00
61655	J P Morgan SP BV – HSI R Bear CBBC Apr 2018 G	200,000,000	2017/11/17	2018/04/27	50.00
61658	J P Morgan SP BV – HSI R Bear CBBC Apr 2018 H	200,000,000	2017/11/17	2018/04/27	50.00
61636	J P Morgan SP BV – Ping An R Bull CBBC May 2018 F	150,000,000	2017/11/17	2018/05/18	37.50
61455	Macquarie Bank Ltd. – Tencent R Bear CBBC Jun 2018 B	8,000,000	2017/11/17	2018/06/29	10.04
61458	Macquarie Bank Ltd. – Tencent R Bear CBBC Jun 2018 C	12,000,000	2017/11/17	2018/06/29	10.09
61459	Macquarie Bank Ltd. – Tencent R Bear CBBC Jun 2018 D	11,000,000	2017/11/17	2018/06/29	10.55
61538	SG Issuer – CMob R Bull CBBC Oct 2018 E	100,000,000	2017/11/17	2018/10/30	25.00
61536	SG Issuer – China Life R Bull CBBC Apr 2018 F	40,000,000	2017/11/17	2018/04/13	10.00
61549	SG Issuer – HSI R Bull CBBC Aug 2019 G	200,000,000	2017/11/17	2019/08/29	50.00
61547	SG Issuer – HSI R Bear CBBC Mar 2018 J	200,000,000	2017/11/17	2018/03/28	50.00
61556	SG Issuer – Ping An R Bull CBBC May 2018 J	100,000,000	2017/11/17	2018/05/10	25.00
61577	SG Issuer – Ping An R Bull CBBC Oct 2018 F	100,000,000	2017/11/17	2018/10/05	25.00
61585	SG Issuer – Tencent R Bull CBBC Aug 2018 K	80,000,000	2017/11/17	2018/08/30	20.00
61601	SG Issuer – Tencent R Bull CBBC Sep 2018 H	80,000,000	2017/11/17	2018/09/27	20.00
61584	SG Issuer – Tencent R Bear CBBC Apr 2018 F	80,000,000	2017/11/17	2018/04/09	20.00
61507	UBS AG – China Life R Bull CBBC Jul 2018 E	40,000,000	2017/11/17	2018/07/03	10.00
61488	UBS AG – HSCEI R Bull CBBC Nov 2018 A	100,000,000	2017/11/17	2018/11/29	25.00
61502	UBS AG – HSCEI R Bear CBBC Mar 2018 A	100,000,000	2017/11/17	2018/03/28	25.00
61482	UBS AG – HSI R Bull CBBC Apr 2019 R	250,000,000	2017/11/17	2019/04/29	62.50
61467	UBS AG – HSI R Bear CBBC Feb 2018 Q	200,000,000	2017/11/17	2018/02/27	50.00
61485	UBS AG – HSI R Bear CBBC Apr 2018 B	250,000,000	2017/11/17	2018/04/27	62.50
61797	BNP Paribas Issuance B.V. – HSI R Bull CBBC Nov 2018 R	250,000,000	2017/11/20	2018/11/29	62.50
61798	BNP Paribas Issuance B.V. – HSI R Bull CBBC Nov 2018 S	250,000,000	2017/11/20	2018/11/29	62.50
61977	Credit Suisse AG – AIA R Bull CBBC Jul 2018 F	70,000,000	2017/11/20	2018/07/11	17.50

## MAIN BOARD CALLABLE BULL/BEAR CONTRACTS

Code	Callable Bull/Bear Contracts	No. of issue (units)	Listing date	Expiry	Amount raised (HK\$ mil.)
61992	Credit Suisse AG – AIA R Bull CBBC Jul 2018 G	70,000,000	2017/11/20	2018/07/19	17.50
61976	Credit Suisse AG – China Mobile R Bull CBBC Nov 2018 A	100,000,000	2017/11/20	2018/11/08	25.00
61938	Credit Suisse AG – HSI R Bull CBBC Apr 2019 B	200,000,000	2017/11/20	2019/04/29	50.00
61919	Credit Suisse AG – HSI R Bear CBBC May 2018 O	150,000,000	2017/11/20	2018/05/30	37.50
61959	Credit Suisse AG – Ping An R Bull CBBC Jun 2018 C	70,000,000	2017/11/20	2018/06/07	17.50
61952	Credit Suisse AG – Ping An R Bull CBBC Oct 2018 L	100,000,000	2017/11/20	2018/10/19	25.00
61962	Credit Suisse AG – Ping An R Bear CBBC Jun 2018 B	70,000,000	2017/11/20	2018/06/21	17.50
61975	Credit Suisse AG – Sunny Optical R Bull CBBC May 2018 A	40,000,000	2017/11/20	2018/05/21	10.00
61908	Bank of East Asia – HKEX R Bull CBBC Sep 2018 D	40,000,000	2017/11/20	2018/09/13	10.00
61889	Bank of East Asia – Tencent R Bull CBBC Sep 2018 E	40,000,000	2017/11/20	2018/09/13	10.00
61893	Bank of East Asia – Tencent R Bear CBBC Sep 2018 B	30,000,000	2017/11/20	2018/09/13	16.50
62016	Goldman Sachs SP (Asia) – HKEX R Bull CBBC Jun 2018 Q	80,000,000	2017/11/20	2018/06/19	20.00
62026	Goldman Sachs SP (Asia) – HKEX R Bull CBBC Jun 2018 R	80,000,000	2017/11/20	2018/06/19	20.00
62014	Goldman Sachs SP (Asia) – HSI R Bull CBBC Sep 2019 G	200,000,000	2017/11/20	2019/09/27	50.00
61801	Goldman Sachs SP (Asia) – HSI R Bear CBBC Feb 2018 F	200,000,000	2017/11/20	2018/02/27	50.00
62004	Goldman Sachs SP (Asia) – HSI R Bear CBBC Mar 2018 B	200,000,000	2017/11/20	2018/03/28	50.00
62003	Goldman Sachs SP (Asia) – HSI R Bear CBBC Mar 2018 Z	200,000,000	2017/11/20	2018/03/28	50.00
62032	Goldman Sachs SP (Asia) – Ping An R Bull CBBC Oct 2018 H	80,000,000	2017/11/20	2018/10/24	20.00
61882	HK Bank – AAC Tech R Bull CBBC Aug 2018 G	40,000,000	2017/11/20	2018/08/06	10.00
61831	HK Bank – AIA R Bull CBBC Jul 2018 I	60,000,000	2017/11/20	2018/07/23	15.00
61863	HK Bank – Country Garden R Bull CBBC Aug 2018 A	40,000,000	2017/11/20	2018/08/06	10.00
61806	HK Bank – CSOP A50 ETF R Bull CBBC Nov 2018 A	50,000,000	2017/11/20	2018/11/12	12.50
61859	HK Bank – Geely Auto R Bull CBBC Aug 2018 J	40,000,000	2017/11/20	2018/08/27	10.00
61877	HK Bank – HKEX R Bull CBBC Oct 2018 D	50,000,000	2017/11/20	2018/10/08	12.50
61821	HK Bank – HSI R Bull CBBC Jul 2018 Z	100,000,000	2017/11/20	2018/07/30	25.00
61812	HK Bank – HSI R Bear CBBC Jul 2018 U	150,000,000	2017/11/20	2018/07/30	37.50
61815	HK Bank – HSI R Bear CBBC Oct 2018 F	100,000,000	2017/11/20	2018/10/30	25.00
61875	HK Bank – Meitu R Bull CBBC Oct 2018 A	40,000,000	2017/11/20	2018/10/08	10.00
61848	HK Bank – Ping An R Bull CBBC Oct 2018 A	80,000,000	2017/11/20	2018/10/15	20.00
61852	HK Bank – Ping An R Bear CBBC Nov 2018 D	40,000,000	2017/11/20	2018/11/19	10.00
61861	HK Bank – Sunny Optical R Bull CBBC Aug 2018 D	40,000,000	2017/11/20	2018/08/06	10.00
61829	HK Bank – Tencent R Bull CBBC Sep 2018 J	60,000,000	2017/11/20	2018/09/03	15.00
61771	Haitong Int'l Sec – AAC Tech R Bull CBBC Jul 2018 E	40,000,000	2017/11/20	2018/07/09	10.00
61775	Haitong Int'l Sec – AAC Tech R Bull CBBC Jul 2018 F	40,000,000	2017/11/20	2018/07/10	10.00
61783	Haitong Int'l Sec – AAC Tech R Bull CBBC Jul 2018 G	40,000,000	2017/11/20	2018/07/11	10.00
61790	Haitong Int'l Sec – Sunny Optical R Bull CBBC Jul 2018 A	40,000,000	2017/11/20	2018/07/05	10.00
61791	Haitong Int'l Sec – Sunny Optical R Bull CBBC Jul 2018 B	40,000,000	2017/11/20	2018/07/05	10.00
62062	J P Morgan SP BV – HKEX R Bull CBBC Mar 2018 C	40,000,000	2017/11/20	2018/03/16	10.00
62063	J P Morgan SP BV – HKEX R Bear CBBC Jul 2018 A	40,000,000	2017/11/20	2018/07/20	10.00
62060	J P Morgan SP BV – HSI R Bear CBBC Feb 2018 B	200,000,000	2017/11/20	2018/02/27	50.00
61915	Macquarie Bank Ltd. – Tencent R Bear CBBC Jun 2018 E	10,000,000	2017/11/20	2018/06/29	10.66
62070	SG Issuer – AAC Tech R Bull CBBC Oct 2018 B	40,000,000	2017/11/20	2018/10/22	10.00
62072	SG Issuer – AIA R Bull CBBC Jul 2018 D	60,000,000	2017/11/20	2018/07/09	15.00
62074	SG Issuer – AIA R Bull CBBC Sep 2018 B	60,000,000	2017/11/20	2018/09/27	15.00
62091	SG Issuer – AIA R Bear CBBC Nov 2018 A	60,000,000	2017/11/20	2018/11/23	15.00

## MAIN BOARD CALLABLE BULL/BEAR CONTRACTS

Code	Callable Bull/Bear Contracts	No. of issue (units)	Listing date	Expiry	Amount raised (HK\$ mil.)
62095	SG Issuer – HKEX R Bull CBBC Jul 2018 J	50,000,000	2017/11/20	2018/07/13	12.50
62047	SG Issuer – HSI R Bull CBBC Apr 2019 U	200,000,000	2017/11/20	2019/04/29	50.00
62059	SG Issuer – HSI R Bull CBBC Aug 2019 H	200,000,000	2017/11/20	2019/08/29	50.00
62036	SG Issuer – HSI R Bear CBBC Feb 2018 Y	200,000,000	2017/11/20	2018/02/27	50.00
62042	SG Issuer – HSI R Bear CBBC Feb 2018 Z	200,000,000	2017/11/20	2018/02/27	50.00
62096	SG Issuer – Ping An R Bull CBBC Dec 2018 B	100,000,000	2017/11/20	2018/12/21	25.00
62104	SG Issuer – Ping An R Bear CBBC Dec 2018 C	100,000,000	2017/11/20	2018/12/21	25.00
62111	SG Issuer – Sunny Optical R Bull CBBC Aug 2018 B	40,000,000	2017/11/20	2018/08/08	10.00
62117	SG Issuer – Sunny Optical R Bull CBBC Dec 2018 C	40,000,000	2017/11/20	2018/12/19	10.00
62118	SG Issuer – Tencent R Bear CBBC Dec 2018 E	80,000,000	2017/11/20	2018/12/19	58.40
62035	UBS AG – HSI R Bull CBBC Dec 2018 H	200,000,000	2017/11/20	2018/12/28	50.00
62034	UBS AG – HSI R Bear CBBC Feb 2018 E	250,000,000	2017/11/20	2018/02/27	62.50
62033	UBS AG – HSI R Bear CBBC Feb 2018 R	250,000,000	2017/11/20	2018/02/27	62.50
62138	BNP Paribas Issuance B.V. – HSI R Bear CBBC Apr 2018 D	250,000,000	2017/11/21	2018/04/27	62.50
62215	BNP Paribas Issuance B.V. – Ping An R Bull CBBC Aug 2018 O	200,000,000	2017/11/21	2018/08/30	50.00
62218	BNP Paribas Issuance B.V. – Ping An R Bull CBBC Aug 2018 P	200,000,000	2017/11/21	2018/08/30	50.00
62219	BNP Paribas Issuance B.V. – Ping An R Bear CBBC Mar 2018 A	200,000,000	2017/11/21	2018/03/28	50.00
62225	BNP Paribas Issuance B.V. – Tencent R Bear CBBC Apr 2018 A	50,000,000	2017/11/21	2018/04/27	12.50
62220	BNP Paribas Issuance B.V. – Tencent R Bear CBBC Apr 2018 F	50,000,000	2017/11/21	2018/04/27	12.50
62299	Credit Suisse AG – AIA R Bull CBBC Jul 2018 H	70,000,000	2017/11/21	2018/07/25	17.50
62304	Credit Suisse AG – AIA R Bull CBBC Oct 2018 A	70,000,000	2017/11/21	2018/10/23	17.50
62305	Credit Suisse AG – Geely Auto R Bull CBBC Dec 2018 B	100,000,000	2017/11/21	2018/12/18	25.00
62306	Credit Suisse AG – Geely Auto R Bull CBBC Dec 2018 C	100,000,000	2017/11/21	2018/12/21	25.00
62307	Credit Suisse AG – Galaxy Ent R Bull CBBC Jul 2018 B	50,000,000	2017/11/21	2018/07/10	12.50
62310	Credit Suisse AG – HKEX R Bull CBBC Oct 2018 C	50,000,000	2017/11/21	2018/10/23	12.50
62297	Credit Suisse AG – HSI R Bull CBBC Nov 2018 F	200,000,000	2017/11/21	2018/11/29	50.00
62308	Credit Suisse AG – HSI R Bear CBBC Mar 2018 D	200,000,000	2017/11/21	2018/03/28	50.00
62296	Goldman Sachs SP (Asia) – China Life R Bull CBBC Jul 2018 C	80,000,000	2017/11/21	2018/07/09	20.00
62292	Goldman Sachs SP (Asia) – HKEX R Bear CBBC Mar 2018 C	80,000,000	2017/11/21	2018/03/01	20.00
62251	Goldman Sachs SP (Asia) – HSI R Bull CBBC Sep 2019 H	200,000,000	2017/11/21	2019/09/27	50.00
62256	Goldman Sachs SP (Asia) – HSI R Bear CBBC Mar 2018 I	200,000,000	2017/11/21	2018/03/28	50.00
62261	Goldman Sachs SP (Asia) – Tencent R Bull CBBC Mar 2018 X	80,000,000	2017/11/21	2018/03/16	20.00
62289	Goldman Sachs SP (Asia) – Tencent R Bear CBBC Mar 2018 A	80,000,000	2017/11/21	2018/03/19	20.00
62290	Goldman Sachs SP (Asia) – Tencent R Bear CBBC Mar 2018 C	80,000,000	2017/11/21	2018/03/20	20.00
62147	HK Bank – AAC Tech R Bull CBBC Aug 2018 H	40,000,000	2017/11/21	2018/08/20	10.00
62174	HK Bank – AIA R Bull CBBC Sep 2018 A	60,000,000	2017/11/21	2018/09/24	15.00
62148	HK Bank – AIA R Bear CBBC Jun 2018 B	40,000,000	2017/11/21	2018/06/25	10.00
62145	HK Bank – COVS R Bull CBBC Oct 2018 A	40,000,000	2017/11/21	2018/10/29	18.00
62143	HK Bank – CUni R Bull CBBC Aug 2018 G	40,000,000	2017/11/21	2018/08/06	10.00
62155	HK Bank – Geely Auto R Bull CBBC Sep 2018 F	40,000,000	2017/11/21	2018/09/03	10.00
62150	HK Bank – HKEX R Bull CBBC Oct 2018 E	50,000,000	2017/11/21	2018/10/15	12.50
62178	HK Bank – HKEX R Bear CBBC Jul 2018 H	40,000,000	2017/11/21	2018/07/09	14.00
62142	HK Bank – Ping An R Bull CBBC Jun 2018 B	80,000,000	2017/11/21	2018/06/04	20.00
62173	HK Bank – Tencent R Bull CBBC Sep 2018 K	60,000,000	2017/11/21	2018/09/24	15.00
62277	J P Morgan SP BV – AIA R Bull CBBC Jun 2018 C	100,000,000	2017/11/21	2018/06/15	25.00



## MAIN BOARD CALLABLE BULL/BEAR CONTRACTS

Code	Callable Bull/Bear Contracts	No. of issue (units)	Listing date	Expiry	Amount raised (HK\$ mil.)
62288	J P Morgan SP BV – HSI R Bear CBBC Mar 2018 I	200,000,000	2017/11/21	2018/03/28	50.00
62236	Macquarie Bank Ltd. – China Life R Bull CBBC Jun 2018 A	15,500,000	2017/11/21	2018/06/29	10.04
62242	Macquarie Bank Ltd. – HKEX R Bull CBBC Jun 2018 L	20,000,000	2017/11/21	2018/06/28	10.20
62245	Macquarie Bank Ltd. – HKEX R Bull CBBC Jun 2018 M	20,000,000	2017/11/21	2018/06/28	10.10
62247	Macquarie Bank Ltd. – HKEX R Bear CBBC Sep 2018 E	16,000,000	2017/11/21	2018/09/24	10.40
62235	Macquarie Bank Ltd. – Tencent R Bear CBBC Jun 2018 F	13,000,000	2017/11/21	2018/06/29	10.06
62181	SG Issuer – AIA R Bull CBBC Nov 2018 A	60,000,000	2017/11/21	2018/11/19	15.00
62195	SG Issuer – China Life R Bull CBBC Jul 2018 D	40,000,000	2017/11/21	2018/07/06	10.00
62212	SG Issuer – Geely Auto R Bull CBBC Jul 2018 F	40,000,000	2017/11/21	2018/07/20	10.00
62214	SG Issuer – Geely Auto R Bull CBBC Dec 2018 B	100,000,000	2017/11/21	2018/12/28	25.00
62315	SG Issuer – HSI R Bull CBBC Oct 2019 D	200,000,000	2017/11/21	2019/10/30	50.00
62196	SG Issuer – Ping An R Bull CBBC May 2018 K	100,000,000	2017/11/21	2018/05/18	25.00
62273	UBS AG – AIA R Bull CBBC Jun 2018 A	50,000,000	2017/11/21	2018/06/25	12.50
62275	UBS AG – Geely Auto R Bull CBBC Nov 2018 A	100,000,000	2017/11/21	2018/11/12	25.00
62267	UBS AG – HSI R Bull CBBC Nov 2018 F	250,000,000	2017/11/21	2018/11/29	62.50
62266	UBS AG – HSI R Bear CBBC Feb 2018 T	250,000,000	2017/11/21	2018/02/27	62.50
62276	UBS AG – Ping An R Bull CBBC May 2018 B	50,000,000	2017/11/21	2018/05/28	12.50
62321	BNP Paribas Issuance B.V. – HKEx R Bear CBBC Mar 2018 B	50,000,000	2017/11/22	2018/03/28	12.50
62373	BNP Paribas Issuance B.V. – HSI R Bull CBBC Nov 2018 T	250,000,000	2017/11/22	2018/11/29	62.50
62382	BNP Paribas Issuance B.V. – HSI R Bear CBBC Apr 2018 E	250,000,000	2017/11/22	2018/04/27	62.50
62317	BNP Paribas Issuance B.V. – Tencent R Bull CBBC Sep 2018 K	50,000,000	2017/11/22	2018/09/27	12.50
62431	Credit Suisse AG – Geely Auto R Bull CBBC May 2018 D	30,000,000	2017/11/22	2018/05/25	10.95
62433	Credit Suisse AG – Geely Auto R Bear CBBC Oct 2018 A	100,000,000	2017/11/22	2018/10/26	25.00
62420	Credit Suisse AG – HSI R Bull CBBC Nov 2018 G	200,000,000	2017/11/22	2018/11/29	50.00
62422	Credit Suisse AG – HSI R Bull CBBC Nov 2018 H	200,000,000	2017/11/22	2018/11/29	50.00
62436	Credit Suisse AG – HSI R Bull CBBC Apr 2019 C	150,000,000	2017/11/22	2019/04/29	37.50
62443	Credit Suisse AG – HSI R Bear CBBC Mar 2018 E	200,000,000	2017/11/22	2018/03/28	50.00
62441	Credit Suisse AG – HSI R Bear CBBC Apr 2018 S	200,000,000	2017/11/22	2018/04/27	50.00
62424	Credit Suisse AG – PetCh R Bull CBBC Jul 2018 B	70,000,000	2017/11/22	2018/07/25	17.50
62429	Credit Suisse AG – PetCh R Bull CBBC Sep 2018 A	70,000,000	2017/11/22	2018/09/27	17.50
62413	Credit Suisse AG – Tencent R Bull CBBC Jul 2018 W	50,000,000	2017/11/22	2018/07/25	12.50
62414	Credit Suisse AG – Tencent R Bull CBBC Aug 2018 D	50,000,000	2017/11/22	2018/08/02	12.50
62440	Credit Suisse AG – Tencent R Bear CBBC Jul 2018 C	50,000,000	2017/11/22	2018/07/24	12.50
62392	Goldman Sachs SP (Asia) – HSCEI R Bull CBBC Sep 2019 B	200,000,000	2017/11/22	2019/09/27	50.00
62386	Goldman Sachs SP (Asia) – HSCEI R Bear CBBC Feb 2018 A	200,000,000	2017/11/22	2018/02/27	50.00
62323	Goldman Sachs SP (Asia) – HSI R Bull CBBC Sep 2019 I	200,000,000	2017/11/22	2019/09/27	50.00
62335	Goldman Sachs SP (Asia) – HSI R Bull CBBC Sep 2019 J	200,000,000	2017/11/22	2019/09/27	50.00
62384	Goldman Sachs SP (Asia) – HSI R Bear CBBC Feb 2018 A	200,000,000	2017/11/22	2018/02/27	50.00
62329	Goldman Sachs SP (Asia) – Tencent R Bull CBBC Mar 2018 Q	80,000,000	2017/11/22	2018/03/16	20.00
62334	Goldman Sachs SP (Asia) – Tencent R Bull CBBC Mar 2018 S	80,000,000	2017/11/22	2018/03/16	20.00
62469	Goldman Sachs SP (Asia) – Tencent R Bear CBBC Mar 2018 B	80,000,000	2017/11/22	2018/03/16	20.00
62368	HK Bank – AIA R Bull CBBC Oct 2018 A	60,000,000	2017/11/22	2018/10/08	15.00
62360	HK Bank – BOC HK R Bull CBBC Aug 2018 A	80,000,000	2017/11/22	2018/08/06	20.00
62361	HK Bank – Geely Auto R Bull CBBC Sep 2018 G	40,000,000	2017/11/22	2018/09/17	10.00
62351	HK Bank – HSI R Bear CBBC Apr 2018 K	100,000,000	2017/11/22	2018/04/27	25.00



# MAIN BOARD CALLABLE BULL/BEAR CONTRACTS

Code	Callable Bull/Bear Contracts	No. of issue (units)	Listing date	Expiry	Amount raised (HK\$ mil.)
62353	HK Bank – HSI R Bear CBBC Apr 2018 N	150,000,000	2017/11/22	2018/04/27	37.50
62350	HK Bank – HSI R Bear CBBC Oct 2018 G	150,000,000	2017/11/22	2018/10/30	37.50
62365	HK Bank – Tencent R Bull CBBC Oct 2018 C	60,000,000	2017/11/22	2018/10/08	15.00
62371	HK Bank – Tencent R Bear CBBC Jul 2018 O	50,000,000	2017/11/22	2018/07/23	12.50
62499	J P Morgan SP BV – Geely Auto R Bull CBBC Dec 2018 C	200,000,000	2017/11/22	2018/12/21	50.00
62476	J P Morgan SP BV – HSI R Bull CBBC Sep 2019 F	200,000,000	2017/11/22	2019/09/27	50.00
62487	J P Morgan SP BV – HSI R Bull CBBC Sep 2019 K	200,000,000	2017/11/22	2019/09/27	50.00
62506	J P Morgan SP BV – HSI R Bear CBBC Mar 2018 J	200,000,000	2017/11/22	2018/03/28	50.00
62507	J P Morgan SP BV – HSI R Bear CBBC Mar 2018 K	200,000,000	2017/11/22	2018/03/28	50.00
62337	SG Issuer – China Life R Bull CBBC Sep 2018 D	40,000,000	2017/11/22	2018/09/05	10.00
62383	SG Issuer – Galaxy R Bull CBBC Jul 2018 D	80,000,000	2017/11/22	2018/07/20	20.00
62462	SG Issuer – HSI R Bull CBBC Oct 2019 E	200,000,000	2017/11/22	2019/10/30	50.00
62468	SG Issuer – HSI R Bull CBBC Nov 2019 D	200,000,000	2017/11/22	2019/11/28	50.00
62444	SG Issuer – HSI R Bear CBBC Feb 2018 H	200,000,000	2017/11/22	2018/02/27	50.00
62445	SG Issuer – HSI R Bear CBBC Mar 2018 K	200,000,000	2017/11/22	2018/03/28	50.00
62447	SG Issuer – HSI R Bear CBBC Apr 2018 K	200,000,000	2017/11/22	2018/04/27	50.00
62461	SG Issuer – HSI R Bear CBBC Apr 2018 L	200,000,000	2017/11/22	2018/04/27	50.00
62339	SG Issuer – Ping An R Bull CBBC May 2018 L	100,000,000	2017/11/22	2018/05/25	25.00
62347	SG Issuer – Tencent R Bull CBBC Jun 2018 P	80,000,000	2017/11/22	2018/06/21	20.00
62401	UBS AG – HSI R Bull CBBC Nov 2018 G	250,000,000	2017/11/22	2018/11/29	62.50
62400	UBS AG – HSI R Bull CBBC Dec 2018 I	200,000,000	2017/11/22	2018/12/28	50.00
62409	UBS AG – HSI R Bear CBBC Feb 2018 U	250,000,000	2017/11/22	2018/02/27	62.50
62410	UBS AG – HSI R Bear CBBC Feb 2018 W	200,000,000	2017/11/22	2018/02/27	50.00
62402	UBS AG – Tencent R Bear CBBC Mar 2018 G	40,000,000	2017/11/22	2018/03/19	10.00
62407	UBS AG – Tencent R Bear CBBC Mar 2018 H	40,000,000	2017/11/22	2018/03/28	13.40
62572	Credit Suisse AG – CCB R Bull CBBC Sep 2018 R	70,000,000	2017/11/23	2018/09/20	17.50
62573	Credit Suisse AG – CM Bank R Bull CBBC Nov 2018 E	70,000,000	2017/11/23	2018/11/30	17.50
62571	Credit Suisse AG – HKEX R Bull CBBC Oct 2018 D	50,000,000	2017/11/23	2018/10/12	12.50
62568	Credit Suisse AG – HSI R Bull CBBC Apr 2019 D	200,000,000	2017/11/23	2019/04/29	50.00
62562	Credit Suisse AG – HSI R Bear CBBC Apr 2018 T	200,000,000	2017/11/23	2018/04/27	50.00
62576	Credit Suisse AG – HSI R Bear CBBC Apr 2018 U	200,000,000	2017/11/23	2018/04/27	50.00
62554	Credit Suisse AG – HSI R Bear CBBC May 2018 P	150,000,000	2017/11/23	2018/05/30	37.50
62584	Credit Suisse AG – Ping An R Bull CBBC Oct 2018 M	100,000,000	2017/11/23	2018/10/12	25.00
62587	Credit Suisse AG – Ping An R Bear CBBC May 2018 B	50,000,000	2017/11/23	2018/05/11	12.50
62578	Credit Suisse AG – Tencent R Bull CBBC Oct 2018 D	50,000,000	2017/11/23	2018/10/26	12.50
62542	Bank of East Asia – CC Bank R Bull CBBC Sep 2018 B	60,000,000	2017/11/23	2018/09/18	15.00
62538	Bank of East Asia – Geely Auto R Bull CBBC Sep 2018 B	40,000,000	2017/11/23	2018/09/18	10.00
62551	Bank of East Asia – Ping An R Bull CBBC Aug 2018 H	16,000,000	2017/11/23	2018/08/30	10.40
62536	Bank of East Asia – Tencent R Bull CBBC Sep 2018 F	40,000,000	2017/11/23	2018/09/18	10.00
62661	Goldman Sachs SP (Asia) – HKEX R Bull CBBC Jun 2018 S	80,000,000	2017/11/23	2018/06/28	20.00
62644	Goldman Sachs SP (Asia) – HSI R Bull CBBC Aug 2019 N	200,000,000	2017/11/23	2019/08/29	50.00
62513	Goldman Sachs SP (Asia) – HSI R Bear CBBC Mar 2018 H	200,000,000	2017/11/23	2018/03/28	50.00
62523	Goldman Sachs SP (Asia) – HSI R Bear CBBC Mar 2018 K	200,000,000	2017/11/23	2018/03/28	50.00
62652	Goldman Sachs SP (Asia) – Ping An R Bull CBBC Oct 2018 I	80,000,000	2017/11/23	2018/10/23	20.00
62657	Goldman Sachs SP (Asia) – Ping An R Bull CBBC Oct 2018 J	80,000,000	2017/11/23	2018/10/19	20.00

# MAIN BOARD CALLABLE BULL/BEAR CONTRACTS

Code	Callable Bull/Bear Contracts	No. of issue (units)	Listing date	Expiry	Amount raised (HK\$ mil.)
62645	Goldman Sachs SP (Asia) – Ping An R Bear CBBC Jun 2018 B	80,000,000	2017/11/23	2018/06/12	20.00
62648	Goldman Sachs SP (Asia) – Tencent R Bull CBBC Mar 2018 T	80,000,000	2017/11/23	2018/03/19	20.00
62659	Goldman Sachs SP (Asia) – Tencent R Bull CBBC Mar 2018 V	80,000,000	2017/11/23	2018/03/20	20.00
62534	HK Bank – AIA R Bull CBBC Oct 2018 B	60,000,000	2017/11/23	2018/10/15	15.00
62533	HK Bank – HSCEI R Bear CBBC Apr 2018 D	50,000,000	2017/11/23	2018/04/27	12.50
62530	HK Bank – HSI R Bull CBBC Jul 2018 H	150,000,000	2017/11/23	2018/07/30	37.50
62531	HK Bank – HSI R Bear CBBC Apr 2018 L	100,000,000	2017/11/23	2018/04/27	25.00
62524	HK Bank – Meitu R Bull CBBC Oct 2018 B	40,000,000	2017/11/23	2018/10/29	14.00
62549	HK Bank – Ping An R Bull CBBC Aug 2018 H	80,000,000	2017/11/23	2018/08/06	20.00
62527	HK Bank – SUNAC R Bull CBBC Oct 2018 C	80,000,000	2017/11/23	2018/10/29	20.00
62529	HK Bank – Tencent R Bull CBBC Aug 2018 W	60,000,000	2017/11/23	2018/08/27	15.00
62636	J P Morgan SP BV – HSI R Bull CBBC Sep 2018 C	200,000,000	2017/11/23	2018/09/27	50.00
62631	J P Morgan SP BV – HSI R Bear CBBC Feb 2018 A	200,000,000	2017/11/23	2018/02/27	50.00
62633	J P Morgan SP BV – HSI R Bear CBBC Feb 2018 D	200,000,000	2017/11/23	2018/02/27	50.00
62634	J P Morgan SP BV – Ping An R Bull CBBC Apr 2018 H	150,000,000	2017/11/23	2018/04/20	37.50
62635	J P Morgan SP BV – Tencent R Bull CBBC Mar 2018 M	50,000,000	2017/11/23	2018/03/16	12.50
62545	Macquarie Bank Ltd. – Tencent R Bull CBBC Jun 2018 C	13,000,000	2017/11/23	2018/06/29	10.39
62546	Macquarie Bank Ltd. – Tencent R Bull CBBC Jun 2018 D	13,500,000	2017/11/23	2018/06/29	10.21
62543	SG Issuer – HKEX R Bull CBBC Oct 2018 E	50,000,000	2017/11/23	2018/10/30	12.50
62616	SG Issuer – HSI R Bull CBBC Oct 2019 F	200,000,000	2017/11/23	2019/10/30	50.00
62617	SG Issuer – HSI R Bull CBBC Nov 2019 E	200,000,000	2017/11/23	2019/11/28	50.00
62613	SG Issuer – HSI R Bear CBBC Mar 2018 L	200,000,000	2017/11/23	2018/03/28	50.00
62614	SG Issuer – HSI R Bear CBBC Apr 2018 M	200,000,000	2017/11/23	2018/04/27	50.00
62637	SG Issuer – Ping An R Bull CBBC Aug 2018 D	100,000,000	2017/11/23	2018/08/08	25.00
62642	SG Issuer – Tencent R Bull CBBC Jul 2018 O	80,000,000	2017/11/23	2018/07/05	20.00
62544	SG Issuer – Tencent R Bull CBBC Sep 2018 I	80,000,000	2017/11/23	2018/09/10	20.00
62612	UBS AG – HSI R Bull CBBC Nov 2018 U	200,000,000	2017/11/23	2018/11/29	50.00
62591	UBS AG – HSI R Bear CBBC Feb 2018 X	200,000,000	2017/11/23	2018/02/27	50.00
62611	UBS AG – HSI R Bear CBBC Mar 2018 U	250,000,000	2017/11/23	2018/03/28	62.50
62630	UBS AG – Ping An R Bull CBBC May 2018 C	50,000,000	2017/11/23	2018/05/14	12.50
62618	UBS AG – Tencent R Bull CBBC Mar 2018 S	40,000,000	2017/11/23	2018/03/07	10.00
62621	UBS AG – Tencent R Bull CBBC Mar 2018 T	40,000,000	2017/11/23	2018/03/26	10.00
62684	BNP Paribas Issuance B.V. – Ch Life R Bull CBBC Aug 2018 D	50,000,000	2017/11/24	2018/08/30	12.50
62685	BNP Paribas Issuance B.V. – Ch Life R Bull CBBC Aug 2018 E	50,000,000	2017/11/24	2018/08/30	12.50
62669	BNP Paribas Issuance B.V. – CSOP A50 ETF R Bull CBBC Jun 18F	60,000,000	2017/11/24	2018/06/28	15.00
62686	BNP Paribas Issuance B.V. – Geely Auto R Bull CBBC Aug 2018A	40,000,000	2017/11/24	2018/08/30	10.00
62687	BNP Paribas Issuance B.V. – Geely Auto R Bull CBBC Aug 2018B	40,000,000	2017/11/24	2018/08/30	10.00
62681	BNP Paribas Issuance B.V. – HSCEI R Bear CBBC Mar 2018 E	100,000,000	2017/11/24	2018/03/28	25.00
62717	BNP Paribas Issuance B.V. – HSI R Bull CBBC Nov 2018 U	250,000,000	2017/11/24	2018/11/29	62.50
62668	BNP Paribas Issuance B.V. – HSI R Bear CBBC Apr 2018 F	250,000,000	2017/11/24	2018/04/27	62.50
62680	BNP Paribas Issuance B.V. – Ping An R Bull CBBC Aug 2018 Q	200,000,000	2017/11/24	2018/08/30	50.00
62671	BNP Paribas Issuance B.V. – Tencent R Bull CBBC Sep 2018 L	50,000,000	2017/11/24	2018/09/27	12.50
62676	BNP Paribas Issuance B.V. – Tencent R Bull CBBC Sep 2018 M	50,000,000	2017/11/24	2018/09/27	12.50
62679	BNP Paribas Issuance B.V. – Tencent R Bull CBBC Sep 2018 N	50,000,000	2017/11/24	2018/09/27	12.50
62745	BNP Paribas Issuance B.V. – Tencent R Bear CBBC Apr 2018 V	50,000,000	2017/11/24	2018/04/27	12.50

## MAIN BOARD CALLABLE BULL/BEAR CONTRACTS

Code	Callable Bull/Bear Contracts	No. of issue (units)	Listing date	Expiry	Amount raised (HK\$ mil.)
62830	Credit Suisse AG – BOCL R Bull CBBC Sep 2018 H	70,000,000	2017/11/24	2018/09/14	17.50
62827	Credit Suisse AG – CCB R Bull CBBC Sep 2018 S	70,000,000	2017/11/24	2018/09/14	17.50
62834	Credit Suisse AG – CM Bank R Bull CBBC Nov 2018 F	70,000,000	2017/11/24	2018/11/23	17.50
62835	Credit Suisse AG – HSCEI R Bull CBBC Sep 2018 A	100,000,000	2017/11/24	2018/09/27	25.00
62836	Credit Suisse AG – HSCEI R Bear CBBC Apr 2018 A	100,000,000	2017/11/24	2018/04/27	25.00
62813	Credit Suisse AG – HSI R Bull CBBC Apr 2018 T	150,000,000	2017/11/24	2018/04/27	37.50
62812	Credit Suisse AG – HSI R Bull CBBC Nov 2018 I	200,000,000	2017/11/24	2018/11/29	50.00
62814	Credit Suisse AG – HSI R Bull CBBC Nov 2018 J	200,000,000	2017/11/24	2018/11/29	50.00
62810	Credit Suisse AG – HSI R Bear CBBC Mar 2018 F	200,000,000	2017/11/24	2018/03/28	50.00
62829	Credit Suisse AG – ICBC R Bull CBBC Sep 2018 O	70,000,000	2017/11/24	2018/09/07	17.50
62815	Credit Suisse AG – Ping An R Bull CBBC Oct 2018 N	100,000,000	2017/11/24	2018/10/11	25.00
62817	Credit Suisse AG – Ping An R Bull CBBC Oct 2018 O	100,000,000	2017/11/24	2018/10/26	25.00
62821	Credit Suisse AG – Ping An R Bear CBBC May 2018 C	50,000,000	2017/11/24	2018/05/18	12.50
62825	Credit Suisse AG – Tencent R Bull CBBC Jul 2018 X	50,000,000	2017/11/24	2018/07/11	12.50
62826	Credit Suisse AG – Tencent R Bull CBBC Aug 2018 E	50,000,000	2017/11/24	2018/08/01	12.50
62837	Credit Suisse AG – Tencent R Bear CBBC Jun 2018 G	50,000,000	2017/11/24	2018/06/27	21.50
62839	Credit Suisse AG – Tencent R Bear CBBC Jun 2018 H	50,000,000	2017/11/24	2018/06/28	29.50
62724	Bank of East Asia – CPIC R Bull CBBC Sep 2018 A	15,000,000	2017/11/24	2018/09/18	10.20
62720	Bank of East Asia – ICBC R Bull CBBC Sep 2018 A	60,000,000	2017/11/24	2018/09/18	15.00
62721	Bank of East Asia – PetCh R Bull CBBC Sep 2018 A	40,000,000	2017/11/24	2018/09/18	10.00
62718	Bank of East Asia – Tencent R Bull CBBC Sep 2018 G	40,000,000	2017/11/24	2018/09/18	10.00
62719	Bank of East Asia – Tencent R Bull CBBC Sep 2018 H	40,000,000	2017/11/24	2018/09/18	10.00
62787	Bank of East Asia – Tencent R Bull CBBC Sep 2018 I	40,000,000	2017/11/24	2018/09/18	10.00
62862	Goldman Sachs SP (Asia) – China Life R Bull CBBC May 2018 F	80,000,000	2017/11/24	2018/05/25	20.00
62746	Goldman Sachs SP (Asia) – HSI R Bull CBBC Sep 2019 K	200,000,000	2017/11/24	2019/09/27	50.00
62747	Goldman Sachs SP (Asia) – HSI R Bull CBBC Sep 2019 L	200,000,000	2017/11/24	2019/09/27	50.00
62664	Goldman Sachs SP (Asia) – HSI R Bear CBBC Feb 2018 G	200,000,000	2017/11/24	2018/02/27	50.00
62748	Goldman Sachs SP (Asia) – HSI R Bear CBBC Mar 2018 L	200,000,000	2017/11/24	2018/03/28	50.00
62662	Goldman Sachs SP (Asia) – HSI R Bear CBBC Mar 2018 M	200,000,000	2017/11/24	2018/03/28	50.00
62751	Goldman Sachs SP (Asia) – Ping An R Bull CBBC Oct 2018 K	80,000,000	2017/11/24	2018/10/18	20.00
62854	Goldman Sachs SP (Asia) – Tencent R Bull CBBC Apr 2018 J	80,000,000	2017/11/24	2018/04/03	20.00
62855	Goldman Sachs SP (Asia) – Tencent R Bull CBBC Apr 2018 K	80,000,000	2017/11/24	2018/04/03	20.00
62856	Goldman Sachs SP (Asia) – Tencent R Bull CBBC Apr 2018 L	80,000,000	2017/11/24	2018/04/09	20.00
62666	Goldman Sachs SP (Asia) – Tencent R Bear CBBC Mar 2018 E	80,000,000	2017/11/24	2018/03/21	20.00
62667	Goldman Sachs SP (Asia) – Tencent R Bear CBBC Mar 2018 F	80,000,000	2017/11/24	2018/03/19	20.00
62860	Goldman Sachs SP (Asia) – Tencent R Bear CBBC Apr 2018 P	80,000,000	2017/11/24	2018/04/09	38.96
62709	HK Bank – AIA R Bear CBBC Jul 2018 D	40,000,000	2017/11/24	2018/07/09	10.00
62694	HK Bank – HSI R Bull CBBC Jul 2018 J	100,000,000	2017/11/24	2018/07/30	25.00
62692	HK Bank – ICBC R Bull CBBC Sep 2018 D	80,000,000	2017/11/24	2018/09/10	20.00
62695	HK Bank – Ping An R Bear CBBC Nov 2018 E	40,000,000	2017/11/24	2018/11/12	10.00
62689	HK Bank – SUNAC R Bull CBBC Sep 2018 A	80,000,000	2017/11/24	2018/09/24	20.00
62691	HK Bank – SUNAC R Bull CBBC Nov 2018 A	80,000,000	2017/11/24	2018/11/26	20.00
62698	HK Bank – Tencent R Bull CBBC Oct 2018 D	60,000,000	2017/11/24	2018/10/22	15.00
62791	HK Bank – Tencent R Bull CBBC Oct 2018 E	60,000,000	2017/11/24	2018/10/15	15.00
62702	HK Bank – Tencent R Bear CBBC Aug 2018 O	50,000,000	2017/11/24	2018/08/06	30.00

## MAIN BOARD CALLABLE BULL/BEAR CONTRACTS

Code	Callable Bull/Bear Contracts	No. of issue (units)	Listing date	Expiry	Amount raised (HK\$ mil.)
62704	HK Bank – Tencent R Bear CBBC Sep 2018 F	50,000,000	2017/11/24	2018/09/24	45.00
62734	Haitong Int'l Sec – China Mobile R Bull CBBC Jul 2018 C	80,000,000	2017/11/24	2018/07/06	20.00
62735	Haitong Int'l Sec – China Mobile R Bull CBBC Jul 2018 D	80,000,000	2017/11/24	2018/07/09	20.00
62736	Haitong Int'l Sec – China Mobile R Bull CBBC Jul 2018 E	80,000,000	2017/11/24	2018/07/10	20.00
62730	Haitong Int'l Sec – Ping An R Bull CBBC Aug 2018 J	80,000,000	2017/11/24	2018/08/08	20.00
62731	Haitong Int'l Sec – Ping An R Bull CBBC Aug 2018 K	80,000,000	2017/11/24	2018/08/13	20.00
62733	Haitong Int'l Sec – SUNAC R Bull CBBC Jul 2018 A	25,000,000	2017/11/24	2018/07/05	11.63
62726	Haitong Int'l Sec – Tencent R Bull CBBC Aug 2018 A	40,000,000	2017/11/24	2018/08/03	10.00
62728	Haitong Int'l Sec – Tencent R Bull CBBC Aug 2018 B	40,000,000	2017/11/24	2018/08/06	10.00
62796	J P Morgan SP BV – HSI R Bull CBBC Sep 2019 L	200,000,000	2017/11/24	2019/09/27	50.00
62797	J P Morgan SP BV – HSI R Bull CBBC Sep 2019 M	200,000,000	2017/11/24	2019/09/27	50.00
62795	J P Morgan SP BV – HSI R Bear CBBC Feb 2018 E	200,000,000	2017/11/24	2018/02/27	50.00
62798	J P Morgan SP BV – Tencent R Bull CBBC Mar 2018 N	50,000,000	2017/11/24	2018/03/16	12.50
62800	J P Morgan SP BV – Tencent R Bull CBBC Mar 2018 O	50,000,000	2017/11/24	2018/03/16	12.50
62807	J P Morgan SP BV – Tencent R Bull CBBC Mar 2018 P	50,000,000	2017/11/24	2018/03/16	12.50
62774	Macquarie Bank Ltd. – HSI R Bull CBBC Dec 2018 C	40,000,000	2017/11/24	2018/12/28	10.00
62779	Macquarie Bank Ltd. – HSI R Bull CBBC Dec 2018 D	40,000,000	2017/11/24	2018/12/28	10.00
62769	Macquarie Bank Ltd. – HSI R Bear CBBC Jun 2018 M	40,000,000	2017/11/24	2018/06/28	10.00
62772	Macquarie Bank Ltd. – HSI R Bear CBBC Jun 2018 N	40,000,000	2017/11/24	2018/06/28	10.00
62758	Macquarie Bank Ltd. – Tencent R Bull CBBC Jun 2018 E	12,500,000	2017/11/24	2018/06/29	10.03
62764	Macquarie Bank Ltd. – Tencent R Bull CBBC Jun 2018 F	13,100,000	2017/11/24	2018/06/29	10.06
62765	Macquarie Bank Ltd. – Tencent R Bear CBBC Jun 2018 G	9,400,000	2017/11/24	2018/06/29	10.00
62766	Macquarie Bank Ltd. – Tencent R Bear CBBC Jun 2018 H	8,100,000	2017/11/24	2018/06/29	10.05
62744	SG Issuer – HSI R Bull CBBC Nov 2019 F	200,000,000	2017/11/24	2019/11/28	50.00
62841	SG Issuer – HSI R Bull CBBC Nov 2019 G	200,000,000	2017/11/24	2019/11/28	50.00
62845	SG Issuer – HSI R Bull CBBC Nov 2019 H	200,000,000	2017/11/24	2019/11/28	50.00
62840	SG Issuer – HSI R Bear CBBC Apr 2018 N	200,000,000	2017/11/24	2018/04/27	50.00
62848	SG Issuer – Ping An R Bull CBBC Jul 2018 A	100,000,000	2017/11/24	2018/07/31	25.00
62738	SG Issuer – Ping An R Bear CBBC Dec 2018 D	100,000,000	2017/11/24	2018/12/28	25.00
62851	SG Issuer – Tencent R Bull CBBC Apr 2018 B	80,000,000	2017/11/24	2018/04/24	20.00
62852	SG Issuer – Tencent R Bull CBBC Jul 2018 P	80,000,000	2017/11/24	2018/07/04	20.00
62741	SG Issuer – Tencent R Bear CBBC Jul 2018 C	80,000,000	2017/11/24	2018/07/13	20.00
62742	SG Issuer – Tencent R Bear CBBC Dec 2018 F	80,000,000	2017/11/24	2018/12/28	56.80
62785	UBS AG – HSI R Bull CBBC Apr 2019 S	250,000,000	2017/11/24	2019/04/29	62.50
62786	UBS AG – HSI R Bull CBBC Apr 2019 T	200,000,000	2017/11/24	2019/04/29	50.00
62781	UBS AG – HSI R Bear CBBC Feb 2018 Y	250,000,000	2017/11/24	2018/02/27	62.50
62783	UBS AG – Tencent R Bull CBBC Mar 2018 U	40,000,000	2017/11/24	2018/03/19	10.00
62784	UBS AG – Tencent R Bull CBBC Apr 2018 J	40,000,000	2017/11/24	2018/04/09	10.00
62863	BNP Paribas Issuance B.V. – HSI R Bull CBBC Nov 2018 V	250,000,000	2017/11/27	2018/11/29	62.50
62901	BNP Paribas Issuance B.V. – Tencent R Bull CBBC Sep 2018 O	50,000,000	2017/11/27	2018/09/27	12.50
62942	BNP Paribas Issuance B.V. – Tencent R Bull CBBC Sep 2018 P	50,000,000	2017/11/27	2018/09/27	12.50
62944	BNP Paribas Issuance B.V. – Tencent R Bull CBBC Sep 2018 Q	50,000,000	2017/11/27	2018/09/27	12.50
62903	BNP Paribas Issuance B.V. – Tencent R Bear CBBC Apr 2018 G	50,000,000	2017/11/27	2018/04/27	12.50
62905	BNP Paribas Issuance B.V. – Tencent R Bear CBBC Apr 2018 L	50,000,000	2017/11/27	2018/04/27	27.50
62906	BNP Paribas Issuance B.V. – Tencent R Bear CBBC Apr 2018 P	50,000,000	2017/11/27	2018/04/27	30.00

## MAIN BOARD CALLABLE BULL/BEAR CONTRACTS

Code	Callable Bull/Bear Contracts	No. of issue (units)	Listing date	Expiry	Amount raised (HK\$ mil.)
62988	Credit Suisse AG – BYD Company R Bull CBBC May 2018 B	50,000,000	2017/11/27	2018/05/18	12.50
62990	Credit Suisse AG – BYD Company R Bull CBBC Sep 2018 A	50,000,000	2017/11/27	2018/09/14	12.50
63019	Credit Suisse AG – CSOP A50 ETF R Bull CBBC May 2018 B	50,000,000	2017/11/27	2018/05/11	12.50
62993	Credit Suisse AG – Galaxy Ent R Bull CBBC Jun 2018 J	50,000,000	2017/11/27	2018/06/28	12.50
62997	Credit Suisse AG – Galaxy Ent R Bear CBBC Jul 2018 B	50,000,000	2017/11/27	2018/07/13	12.50
63016	Credit Suisse AG – Great Wall Motor R Bull CBBC Jul 2018 A	40,000,000	2017/11/27	2018/07/20	10.00
63017	Credit Suisse AG – Great Wall Motor R Bull CBBC Jul 2018 B	40,000,000	2017/11/27	2018/07/13	10.00
62984	Credit Suisse AG – HSI R Bull CBBC Dec 2018 K	200,000,000	2017/11/27	2018/12/28	50.00
62987	Credit Suisse AG – HSI R Bear CBBC May 2018 Q	150,000,000	2017/11/27	2018/05/30	37.50
63000	Credit Suisse AG – Tencent R Bull CBBC Sep 2018 D	50,000,000	2017/11/27	2018/09/06	12.50
63001	Credit Suisse AG – Tencent R Bull CBBC Sep 2018 E	50,000,000	2017/11/27	2018/09/13	12.50
63009	Credit Suisse AG – Tencent R Bull CBBC Sep 2018 F	50,000,000	2017/11/27	2018/09/21	12.50
63013	Credit Suisse AG – Tencent R Bear CBBC Jul 2018 D	50,000,000	2017/11/27	2018/07/13	25.00
63015	Credit Suisse AG – Tencent R Bear CBBC Jul 2018 E	50,000,000	2017/11/27	2018/07/20	32.50
62970	Bank of East Asia – CM Bank R Bull CBBC Sep 2018 B	25,000,000	2017/11/27	2018/09/20	10.00
62971	Bank of East Asia – Geely Auto R Bull CBBC Sep 2018 C	40,000,000	2017/11/27	2018/09/20	10.00
62983	Bank of East Asia – Galaxy Ent R Bull CBBC Sep 2018 B	16,000,000	2017/11/27	2018/09/20	10.40
62969	Bank of East Asia – Ping An R Bull CBBC Aug 2018 I	16,000,000	2017/11/27	2018/08/03	10.40
62968	Bank of East Asia – Ping An R Bear CBBC Aug 2018 A	16,000,000	2017/11/27	2018/08/03	10.40
62972	Bank of East Asia – Tencent R Bull CBBC Sep 2018 J	40,000,000	2017/11/27	2018/09/20	10.00
62974	Bank of East Asia – Tencent R Bull CBBC Sep 2018 K	40,000,000	2017/11/27	2018/09/20	10.00
62982	Bank of East Asia – Tencent R Bear CBBC Sep 2018 C	30,000,000	2017/11/27	2018/09/20	16.50
62866	Goldman Sachs SP (Asia) – HKEX R Bull CBBC Oct 2018 A	80,000,000	2017/11/27	2018/10/18	20.00
63020	Goldman Sachs SP (Asia) – HSI R Bull CBBC Aug 2019 O	200,000,000	2017/11/27	2019/08/29	50.00
63022	Goldman Sachs SP (Asia) – HSI R Bull CBBC Aug 2019 P	200,000,000	2017/11/27	2019/08/29	50.00
62899	Goldman Sachs SP (Asia) – HSI R Bear CBBC Mar 2018 N	200,000,000	2017/11/27	2018/03/28	50.00
63026	Goldman Sachs SP (Asia) – Tencent R Bull CBBC Apr 2018 M	80,000,000	2017/11/27	2018/04/09	20.00
63027	Goldman Sachs SP (Asia) – Tencent R Bull CBBC Apr 2018 N	80,000,000	2017/11/27	2018/04/10	20.00
63028	Goldman Sachs SP (Asia) – Tencent R Bull CBBC Apr 2018 O	80,000,000	2017/11/27	2018/04/11	20.00
63038	Goldman Sachs SP (Asia) – Tencent R Bull CBBC Apr 2018 P	80,000,000	2017/11/27	2018/04/12	20.00
62865	Goldman Sachs SP (Asia) – Tencent R Bear CBBC Mar 2018 H	80,000,000	2017/11/27	2018/03/16	20.00
63023	Goldman Sachs SP (Asia) – Tencent R Bear CBBC Apr 2018 Q	80,000,000	2017/11/27	2018/04/11	20.00
63024	Goldman Sachs SP (Asia) – Tencent R Bear CBBC Apr 2018 R	80,000,000	2017/11/27	2018/04/12	34.40
62894	HK Bank – BOCL R Bull CBBC Aug 2018 H	80,000,000	2017/11/27	2018/08/27	20.00
62881	HK Bank – BYD Company R Bull CBBC Aug 2018 A	50,000,000	2017/11/27	2018/08/27	12.50
62895	HK Bank – CSOP A50 ETF R Bull CBBC Sep 2018 A	50,000,000	2017/11/27	2018/09/17	12.50
62897	HK Bank – CSOP A50 ETF R Bear CBBC Jul 2018 A	40,000,000	2017/11/27	2018/07/03	10.00
62886	HK Bank – Geely Auto R Bear CBBC Sep 2018 E	100,000,000	2017/11/27	2018/09/17	25.00
62893	HK Bank – PetCh R Bull CBBC Oct 2018 B	80,000,000	2017/11/27	2018/10/15	20.00
62868	HK Bank – Tencent R Bull CBBC Oct 2018 F	60,000,000	2017/11/27	2018/10/29	15.00
62869	HK Bank – Tencent R Bull CBBC Nov 2018 A	60,000,000	2017/11/27	2018/11/05	15.00
62946	HK Bank – Tencent R Bull CBBC Nov 2018 B	60,000,000	2017/11/27	2018/11/12	15.00
62948	HK Bank – Tencent R Bull CBBC Nov 2018 C	60,000,000	2017/11/27	2018/11/19	15.00
62870	HK Bank – Tencent R Bear CBBC Sep 2018 G	50,000,000	2017/11/27	2018/09/03	12.50
63107	J P Morgan SP BV – BYD Company R Bull CBBC Apr 2018 C	80,000,000	2017/11/27	2018/04/20	20.00



## MAIN BOARD CALLABLE BULL/BEAR CONTRACTS

Code	Callable Bull/Bear Contracts	No. of issue (units)	Listing date	Expiry	Amount raised (HK\$ mil.)
63108	J P Morgan SP BV – BYD Company R Bull CBBC May 2018 B	80,000,000	2017/11/27	2018/05/18	20.00
63118	J P Morgan SP BV – CSOP A50 ETF R Bull CBBC Mar 2018 B	80,000,000	2017/11/27	2018/03/16	20.00
63116	J P Morgan SP BV – Galaxy Ent R Bull CBBC May 2018 C	100,000,000	2017/11/27	2018/05/18	25.00
63094	J P Morgan SP BV – HSI R Bull CBBC Dec 2018 C	200,000,000	2017/11/27	2018/12/28	50.00
63158	J P Morgan SP BV – HSI R Bull CBBC Dec 2018 D	200,000,000	2017/11/27	2018/12/28	50.00
63159	J P Morgan SP BV – HSI R Bull CBBC Dec 2018 E	200,000,000	2017/11/27	2018/12/28	50.00
63105	J P Morgan SP BV – HSI R Bear CBBC Feb 2018 F	200,000,000	2017/11/27	2018/02/27	50.00
63164	J P Morgan SP BV – HSI R Bear CBBC Mar 2018 L	200,000,000	2017/11/27	2018/03/28	50.00
63166	J P Morgan SP BV – HSI R Bear CBBC Apr 2018 I	200,000,000	2017/11/27	2018/04/27	50.00
63115	J P Morgan SP BV – Ping An R Bull CBBC Apr 2018 I	150,000,000	2017/11/27	2018/04/20	37.50
63127	J P Morgan SP BV – Tencent R Bull CBBC Mar 2018 Q	50,000,000	2017/11/27	2018/03/16	12.50
63151	J P Morgan SP BV – Tencent R Bull CBBC Mar 2018 R	50,000,000	2017/11/27	2018/03/16	12.50
63157	J P Morgan SP BV – Tencent R Bull CBBC Mar 2018 S	50,000,000	2017/11/27	2018/03/16	12.50
63119	J P Morgan SP BV – Tencent R Bear CBBC Mar 2018 N	40,000,000	2017/11/27	2018/03/16	17.20
63120	J P Morgan SP BV – Tencent R Bear CBBC Mar 2018 O	40,000,000	2017/11/27	2018/03/16	26.80
63171	J P Morgan SP BV – Tencent R Bear CBBC Mar 2018 P	40,000,000	2017/11/27	2018/03/16	21.80
62958	Macquarie Bank Ltd. – Ping An R Bull CBBC Oct 2018 A	35,000,000	2017/11/27	2018/10/30	10.19
62950	Macquarie Bank Ltd. – Ping An R Bear CBBC Oct 2018 B	33,000,000	2017/11/27	2018/10/30	10.26
62966	Macquarie Bank Ltd. – Tencent R Bull CBBC Jun 2018 G	13,000,000	2017/11/27	2018/06/29	10.32
62959	Macquarie Bank Ltd. – Tencent R Bear CBBC Jun 2018 I	8,000,000	2017/11/27	2018/06/29	10.18
63087	SG Issuer – CSOP A50 ETF R Bull CBBC Aug 2018 C	40,000,000	2017/11/27	2018/08/30	10.00
63088	SG Issuer – CSOP A50 ETF R Bull CBBC Sep 2018 B	40,000,000	2017/11/27	2018/09/27	10.00
63067	SG Issuer – Galaxy R Bull CBBC Jun 2018 F	80,000,000	2017/11/27	2018/06/25	20.00
63073	SG Issuer – Galaxy R Bull CBBC Sep 2018 B	80,000,000	2017/11/27	2018/09/11	20.00
62907	SG Issuer – Galaxy R Bear CBBC Nov 2018 A	80,000,000	2017/11/27	2018/11/27	20.00
63062	SG Issuer – HSI R Bull CBBC Oct 2019 G	200,000,000	2017/11/27	2019/10/30	50.00
63063	SG Issuer – HSI R Bull CBBC Nov 2019 I	200,000,000	2017/11/27	2019/11/28	50.00
63066	SG Issuer – HSI R Bull CBBC Dec 2019 A	200,000,000	2017/11/27	2019/12/30	50.00
63061	SG Issuer – HSI R Bear CBBC Mar 2018 M	200,000,000	2017/11/27	2018/03/28	50.00
62910	SG Issuer – ICBC R Bull CBBC Dec 2018 A	60,000,000	2017/11/27	2018/12/14	15.00
62911	SG Issuer – Ping An R Bull CBBC Oct 2018 G	100,000,000	2017/11/27	2018/10/24	25.00
62912	SG Issuer – SUNAC R Bull CBBC Sep 2018 A	80,000,000	2017/11/27	2018/09/21	20.00
62913	SG Issuer – SUNAC R Bull CBBC Oct 2018 A	80,000,000	2017/11/27	2018/10/26	20.00
62914	SG Issuer – SUNAC R Bull CBBC Dec 2018 A	80,000,000	2017/11/27	2018/12/14	20.00
63074	SG Issuer – Tencent R Bull CBBC Apr 2018 C	80,000,000	2017/11/27	2018/04/25	20.00
63079	SG Issuer – Tencent R Bull CBBC May 2018 B	80,000,000	2017/11/27	2018/05/07	20.00
63082	SG Issuer – Tencent R Bull CBBC Aug 2018 L	80,000,000	2017/11/27	2018/08/02	20.00
63085	SG Issuer – Tencent R Bull CBBC Sep 2018 J	80,000,000	2017/11/27	2018/09/14	20.00
62915	SG Issuer – Tencent R Bull CBBC Oct 2018 B	80,000,000	2017/11/27	2018/10/22	20.00
62925	SG Issuer – Tencent R Bull CBBC Oct 2018 C	80,000,000	2017/11/27	2018/10/30	20.00
62931	SG Issuer – Tencent R Bear CBBC Nov 2018 F	80,000,000	2017/11/27	2018/11/28	58.40
62940	SG Issuer – Tencent R Bear CBBC Dec 2018 G	80,000,000	2017/11/27	2018/12/31	66.40
63040	UBS AG – BYD Company R Bull CBBC Jul 2018 A	40,000,000	2017/11/27	2018/07/19	10.00
63041	UBS AG – BYD Company R Bull CBBC Jul 2018 B	40,000,000	2017/11/27	2018/07/12	10.00
63060	UBS AG – Galaxy Ent R Bull CBBC Jul 2018 A	40,000,000	2017/11/27	2018/07/16	10.00



# MAIN BOARD CALLABLE BULL/BEAR CONTRACTS

Code	Callable Bull/Bear Contracts	No. of issue (units)	Listing date	Expiry	Amount raised (HK\$ mil.)
63056	UBS AG – HSI R Bull CBBC Oct 2018 K	250,000,000	2017/11/27	2018/10/30	62.50
63051	UBS AG – HSI R Bull CBBC Dec 2018 J	200,000,000	2017/11/27	2018/12/28	50.00
63039	UBS AG – HSI R Bear CBBC Feb 2018 Z	200,000,000	2017/11/27	2018/02/27	50.00
63046	UBS AG – Tencent R Bull CBBC Apr 2018 K	40,000,000	2017/11/27	2018/04/18	10.00
63047	UBS AG – Tencent R Bull CBBC Apr 2018 L	40,000,000	2017/11/27	2018/04/11	10.00
63048	UBS AG – Tencent R Bear CBBC Apr 2018 G	40,000,000	2017/11/27	2018/04/16	13.60
63345	BNP Paribas Issuance B.V. – CSOP A50 ETF R Bull CBBC Jun 18G	60,000,000	2017/11/28	2018/06/28	15.00
63350	BNP Paribas Issuance B.V. – HKEX R Bull CBBC Aug 2018 R	50,000,000	2017/11/28	2018/08/30	12.50
63567	BNP Paribas Issuance B.V. – HSI R Bull CBBC Nov 2018 A	250,000,000	2017/11/28	2018/11/29	62.50
63313	BNP Paribas Issuance B.V. – HSI R Bull CBBC Nov 2018 W	250,000,000	2017/11/28	2018/11/29	62.50
63325	BNP Paribas Issuance B.V. – HSI R Bull CBBC Nov 2018 X	250,000,000	2017/11/28	2018/11/29	62.50
63328	BNP Paribas Issuance B.V. – HSI R Bull CBBC Nov 2018 Y	250,000,000	2017/11/28	2018/11/29	62.50
63330	BNP Paribas Issuance B.V. – HSI R Bull CBBC Nov 2018 Z	250,000,000	2017/11/28	2018/11/29	62.50
63180	BNP Paribas Issuance B.V. – HSI R Bear CBBC Mar 2018 M	250,000,000	2017/11/28	2018/03/28	62.50
63181	BNP Paribas Issuance B.V. – HSI R Bear CBBC Mar 2018 Q	250,000,000	2017/11/28	2018/03/28	62.50
63182	BNP Paribas Issuance B.V. – HSI R Bear CBBC Mar 2018 W	250,000,000	2017/11/28	2018/03/28	62.50
63278	BNP Paribas Issuance B.V. – HSI R Bear CBBC Apr 2018 G	250,000,000	2017/11/28	2018/04/27	62.50
63284	BNP Paribas Issuance B.V. – HSI R Bear CBBC Apr 2018 H	250,000,000	2017/11/28	2018/04/27	62.50
63288	BNP Paribas Issuance B.V. – HSI R Bear CBBC Apr 2018 I	250,000,000	2017/11/28	2018/04/27	62.50
63289	BNP Paribas Issuance B.V. – HSI R Bear CBBC Apr 2018 J	250,000,000	2017/11/28	2018/04/27	62.50
63292	BNP Paribas Issuance B.V. – HSI R Bear CBBC Apr 2018 K	250,000,000	2017/11/28	2018/04/27	62.50
63293	BNP Paribas Issuance B.V. – HSI R Bear CBBC Apr 2018 L	250,000,000	2017/11/28	2018/04/27	62.50
63312	BNP Paribas Issuance B.V. – HSI R Bear CBBC Apr 2018 M	250,000,000	2017/11/28	2018/04/27	62.50
63457	BNP Paribas Issuance B.V. – HSI R Bear CBBC Apr 2018 N	250,000,000	2017/11/28	2018/04/27	62.50
63339	BNP Paribas Issuance B.V. – Ping An R Bull CBBC Aug 2018 R	200,000,000	2017/11/28	2018/08/30	50.00
63344	BNP Paribas Issuance B.V. – Ping An R Bull CBBC Aug 2018 S	200,000,000	2017/11/28	2018/08/30	50.00
63183	BNP Paribas Issuance B.V. – Ping An R Bear CBBC Mar 2018 B	200,000,000	2017/11/28	2018/03/28	50.00
63333	BNP Paribas Issuance B.V. – Tencent R Bull CBBC Sep 2018 R	50,000,000	2017/11/28	2018/09/27	12.50
63334	BNP Paribas Issuance B.V. – Tencent R Bull CBBC Sep 2018 S	50,000,000	2017/11/28	2018/09/27	12.50
63335	BNP Paribas Issuance B.V. – Tencent R Bull CBBC Sep 2018 T	50,000,000	2017/11/28	2018/09/27	12.50
63336	BNP Paribas Issuance B.V. – Tencent R Bull CBBC Sep 2018 U	50,000,000	2017/11/28	2018/09/27	12.50
63175	BNP Paribas Issuance B.V. – Tencent R Bear CBBC Apr 2018 B	50,000,000	2017/11/28	2018/04/27	12.50
63184	BNP Paribas Issuance B.V. – Tencent R Bear CBBC Apr 2018 D	50,000,000	2017/11/28	2018/04/27	27.50
63173	BNP Paribas Issuance B.V. – Tencent R Bear CBBC Apr 2018 E	50,000,000	2017/11/28	2018/04/27	12.50
63189	BNP Paribas Issuance B.V. – Tencent R Bear CBBC Apr 2018 J	50,000,000	2017/11/28	2018/04/27	30.00
63174	BNP Paribas Issuance B.V. – Tencent R Bear CBBC Apr 2018 N	50,000,000	2017/11/28	2018/04/27	12.50
63190	BNP Paribas Issuance B.V. – Tencent R Bear CBBC Apr 2018 O	50,000,000	2017/11/28	2018/04/27	32.50
64505	Credit Suisse AG – AIA R Bull CBBC Sep 2018 A	70,000,000	2017/11/28	2018/09/21	17.50
64520	Credit Suisse AG – AIA R Bull CBBC Sep 2018 B	70,000,000	2017/11/28	2018/09/28	17.50
64535	Credit Suisse AG – BYD Company R Bull CBBC May 2018 C	50,000,000	2017/11/28	2018/05/11	12.50
64239	Credit Suisse AG – China Mobile R Bull CBBC Oct 2018 D	70,000,000	2017/11/28	2018/10/26	17.50
64270	Credit Suisse AG – China Mobile R Bull CBBC Oct 2018 E	70,000,000	2017/11/28	2018/10/12	17.50
64327	Credit Suisse AG – CM Bank R Bull CBBC Nov 2018 G	70,000,000	2017/11/28	2018/11/09	17.50
64272	Credit Suisse AG – CPIC R Bull CBBC Jul 2018 A	50,000,000	2017/11/28	2018/07/27	12.50
64305	Credit Suisse AG – CSOP A50 ETF R Bull CBBC May 2018 C	50,000,000	2017/11/28	2018/05/31	12.50

## MAIN BOARD CALLABLE BULL/BEAR CONTRACTS

Code	Callable Bull/Bear Contracts	No. of issue (units)	Listing date	Expiry	Amount raised (HK\$ mil.)
64229	Credit Suisse AG – Geely Auto R Bull CBBC Dec 2018 D	100,000,000	2017/11/28	2018/12/20	25.00
64236	Credit Suisse AG – Geely Auto R Bear CBBC Nov 2018 A	100,000,000	2017/11/28	2018/11/02	25.00
64483	Credit Suisse AG – HKEX R Bull CBBC Oct 2018 E	50,000,000	2017/11/28	2018/10/25	12.50
64492	Credit Suisse AG – HKEX R Bull CBBC Oct 2018 F	50,000,000	2017/11/28	2018/10/26	12.50
64544	Credit Suisse AG – HSCEI R Bull CBBC Sep 2018 B	100,000,000	2017/11/28	2018/09/27	25.00
64553	Credit Suisse AG – HSCEI R Bull CBBC Sep 2018 C	100,000,000	2017/11/28	2018/09/27	25.00
64566	Credit Suisse AG – HSCEI R Bear CBBC Apr 2018 B	100,000,000	2017/11/28	2018/04/27	25.00
64470	Credit Suisse AG – HSI R Bull CBBC May 2018 L	150,000,000	2017/11/28	2018/05/30	37.50
64481	Credit Suisse AG – HSI R Bull CBBC May 2018 M	150,000,000	2017/11/28	2018/05/30	37.50
64476	Credit Suisse AG – HSI R Bull CBBC Nov 2018 K	200,000,000	2017/11/28	2018/11/29	50.00
64480	Credit Suisse AG – HSI R Bull CBBC Apr 2019 E	150,000,000	2017/11/28	2019/04/29	37.50
64228	Credit Suisse AG – HSI R Bear CBBC Apr 2018 V	200,000,000	2017/11/28	2018/04/27	50.00
64362	Credit Suisse AG – HSI R Bear CBBC Apr 2018 W	200,000,000	2017/11/28	2018/04/27	50.00
64389	Credit Suisse AG – HSI R Bear CBBC Apr 2018 X	200,000,000	2017/11/28	2018/04/27	50.00
64393	Credit Suisse AG – HSI R Bear CBBC Apr 2018 Y	200,000,000	2017/11/28	2018/04/27	50.00
64395	Credit Suisse AG – HSI R Bear CBBC Apr 2018 Z	200,000,000	2017/11/28	2018/04/27	50.00
64380	Credit Suisse AG – HSI R Bear CBBC May 2018 R	150,000,000	2017/11/28	2018/05/30	37.50
64396	Credit Suisse AG – HSI R Bear CBBC May 2018 S	200,000,000	2017/11/28	2018/05/30	50.00
64466	Credit Suisse AG – HSI R Bear CBBC May 2018 T	200,000,000	2017/11/28	2018/05/30	50.00
64467	Credit Suisse AG – HSI R Bear CBBC May 2018 U	200,000,000	2017/11/28	2018/05/30	50.00
64468	Credit Suisse AG – HSI R Bear CBBC May 2018 V	200,000,000	2017/11/28	2018/05/30	64.00
64521	Credit Suisse AG – Ping An R Bull CBBC Oct 2018 P	100,000,000	2017/11/28	2018/10/24	25.00
64527	Credit Suisse AG – Ping An R Bull CBBC Oct 2018 Q	100,000,000	2017/11/28	2018/10/10	25.00
64526	Credit Suisse AG – Ping An R Bull CBBC Nov 2018 A	100,000,000	2017/11/28	2018/11/02	25.00
64530	Credit Suisse AG – Ping An R Bear CBBC May 2018 D	50,000,000	2017/11/28	2018/05/17	12.50
64534	Credit Suisse AG – Ping An R Bear CBBC May 2018 E	50,000,000	2017/11/28	2018/05/25	12.50
64336	Credit Suisse AG – Tencent R Bull CBBC Sep 2018 G	50,000,000	2017/11/28	2018/09/19	12.50
64340	Credit Suisse AG – Tencent R Bull CBBC Sep 2018 H	50,000,000	2017/11/28	2018/09/12	12.50
64352	Credit Suisse AG – Tencent R Bull CBBC Sep 2018 I	50,000,000	2017/11/28	2018/09/20	12.50
64355	Credit Suisse AG – Tencent R Bear CBBC Apr 2018 L	50,000,000	2017/11/28	2018/04/19	20.00
64360	Credit Suisse AG – Tencent R Bear CBBC Apr 2018 M	50,000,000	2017/11/28	2018/04/20	31.50
63522	Bank of East Asia – AIA R Bull CBBC Aug 2018 B	10,000,000	2017/11/28	2018/08/02	10.00
63509	Bank of East Asia – COVS R Bull CBBC Sep 2018 A	25,000,000	2017/11/28	2018/09/21	10.00
63485	Bank of East Asia – HKEX R Bull CBBC Sep 2018 E	40,000,000	2017/11/28	2018/09/21	10.00
63487	Bank of East Asia – HKEX R Bull CBBC Sep 2018 F	40,000,000	2017/11/28	2018/09/21	10.00
63512	Bank of East Asia – Ping An R Bull CBBC Aug 2018 J	16,000,000	2017/11/28	2018/08/02	10.40
63516	Bank of East Asia – Ping An R Bull CBBC Aug 2018 K	16,000,000	2017/11/28	2018/08/02	10.40
63526	Bank of East Asia – Ping An R Bull CBBC Aug 2018 L	16,000,000	2017/11/28	2018/08/02	10.40
63479	Bank of East Asia – Tencent R Bull CBBC Sep 2018 L	40,000,000	2017/11/28	2018/09/21	10.00
63470	Bank of East Asia – Tencent R Bear CBBC Sep 2018 D	30,000,000	2017/11/28	2018/09/21	10.20
64219	Goldman Sachs SP (Asia) – CSOP A50 ETF R Bull CBBC Mar 2018F	80,000,000	2017/11/28	2018/03/28	20.00
64227	Goldman Sachs SP (Asia) – CSOP A50 ETF R Bull CBBC Mar 2018G	80,000,000	2017/11/28	2018/03/28	20.00
64170	Goldman Sachs SP (Asia) – HKEX R Bull CBBC Oct 2018 B	80,000,000	2017/11/28	2018/10/22	20.00
64181	Goldman Sachs SP (Asia) – HKEX R Bull CBBC Oct 2018 C	80,000,000	2017/11/28	2018/10/23	20.00
64202	Goldman Sachs SP (Asia) – HKEX R Bull CBBC Oct 2018 D	80,000,000	2017/11/28	2018/10/24	20.00

## MAIN BOARD CALLABLE BULL/BEAR CONTRACTS

Code	Callable Bull/Bear Contracts	No. of issue (units)	Listing date	Expiry	Amount raised (HK\$ mil.)
64208	Goldman Sachs SP (Asia) – HKEX R Bear CBBC Apr 2018 A	80,000,000	2017/11/28	2018/04/23	20.00
63752	Goldman Sachs SP (Asia) – HSCEI R Bull CBBC Sep 2019 C	200,000,000	2017/11/28	2019/09/27	50.00
63667	Goldman Sachs SP (Asia) – HSI R Bull CBBC Aug 2019 Q	200,000,000	2017/11/28	2019/08/29	50.00
63680	Goldman Sachs SP (Asia) – HSI R Bull CBBC Aug 2019 R	200,000,000	2017/11/28	2019/08/29	50.00
63703	Goldman Sachs SP (Asia) – HSI R Bull CBBC Aug 2019 S	200,000,000	2017/11/28	2019/08/29	50.00
63468	Goldman Sachs SP (Asia) – HSI R Bear CBBC Mar 2018 O	200,000,000	2017/11/28	2018/03/28	50.20
63259	Goldman Sachs SP (Asia) – HSI R Bear CBBC Apr 2018 A	200,000,000	2017/11/28	2018/04/27	50.00
63262	Goldman Sachs SP (Asia) – HSI R Bear CBBC Apr 2018 B	200,000,000	2017/11/28	2018/04/27	50.00
63267	Goldman Sachs SP (Asia) – HSI R Bear CBBC Apr 2018 C	200,000,000	2017/11/28	2018/04/27	50.00
63705	Goldman Sachs SP (Asia) – HSI R Bear CBBC Apr 2018 D	200,000,000	2017/11/28	2018/04/27	50.00
63708	Goldman Sachs SP (Asia) – HSI R Bear CBBC Apr 2018 E	200,000,000	2017/11/28	2018/04/27	50.00
63709	Goldman Sachs SP (Asia) – HSI R Bear CBBC Apr 2018 F	200,000,000	2017/11/28	2018/04/27	50.00
63734	Goldman Sachs SP (Asia) – HSI R Bear CBBC Apr 2018 G	200,000,000	2017/11/28	2018/04/27	50.00
63749	Goldman Sachs SP (Asia) – HSI R Bear CBBC Apr 2018 H	200,000,000	2017/11/28	2018/04/27	50.00
64123	Goldman Sachs SP (Asia) – Ping An R Bull CBBC Oct 2018 L	80,000,000	2017/11/28	2018/10/22	20.00
64124	Goldman Sachs SP (Asia) – Ping An R Bull CBBC Oct 2018 M	80,000,000	2017/11/28	2018/10/23	20.00
64129	Goldman Sachs SP (Asia) – Ping An R Bull CBBC Oct 2018 N	80,000,000	2017/11/28	2018/10/24	20.00
64148	Goldman Sachs SP (Asia) – Ping An R Bull CBBC Oct 2018 O	80,000,000	2017/11/28	2018/10/25	20.00
64157	Goldman Sachs SP (Asia) – Ping An R Bear CBBC Oct 2018 A	80,000,000	2017/11/28	2018/10/25	20.00
63391	Goldman Sachs SP (Asia) – Tencent R Bull CBBC Apr 2018 Q	80,000,000	2017/11/28	2018/04/09	20.00
63400	Goldman Sachs SP (Asia) – Tencent R Bull CBBC Apr 2018 R	80,000,000	2017/11/28	2018/04/10	20.00
63417	Goldman Sachs SP (Asia) – Tencent R Bull CBBC Apr 2018 S	80,000,000	2017/11/28	2018/04/11	20.00
63418	Goldman Sachs SP (Asia) – Tencent R Bull CBBC Apr 2018 T	80,000,000	2017/11/28	2018/04/12	20.00
63268	Goldman Sachs SP (Asia) – Tencent R Bear CBBC Apr 2018 S	80,000,000	2017/11/28	2018/04/16	20.00
63276	Goldman Sachs SP (Asia) – Tencent R Bear CBBC Apr 2018 T	80,000,000	2017/11/28	2018/04/17	20.00
64077	Goldman Sachs SP (Asia) – Tencent R Bear CBBC Apr 2018 U	80,000,000	2017/11/28	2018/04/09	33.92
64102	Goldman Sachs SP (Asia) – Tencent R Bear CBBC Apr 2018 V	80,000,000	2017/11/28	2018/04/10	41.76
64111	Goldman Sachs SP (Asia) – Tencent R Bear CBBC Apr 2018 W	80,000,000	2017/11/28	2018/04/11	49.68
63379	HK Bank – BYD Company R Bull CBBC Nov 2018 A	50,000,000	2017/11/28	2018/11/12	12.50
63378	HK Bank – CC Bank R Bull CBBC Sep 2018 B	80,000,000	2017/11/28	2018/09/10	20.00
63534	HK Bank – CSOP A50 ETF R Bull CBBC Oct 2018 A	50,000,000	2017/11/28	2018/10/29	12.50
63356	HK Bank – Geely Auto R Bull CBBC Sep 2018 H	40,000,000	2017/11/28	2018/09/24	10.00
63532	HK Bank – Galaxy Ent R Bull CBBC Aug 2018 B	80,000,000	2017/11/28	2018/08/27	20.00
63381	HK Bank – HKEX R Bull CBBC Oct 2018 F	50,000,000	2017/11/28	2018/10/29	12.50
63353	HK Bank – HKEX R Bull CBBC Nov 2018 A	50,000,000	2017/11/28	2018/11/12	12.50
63384	HK Bank – HSI R Bull CBBC Jul 2018 I	100,000,000	2017/11/28	2018/07/30	25.00
63387	HK Bank – HSI R Bull CBBC Jul 2018 K	100,000,000	2017/11/28	2018/07/30	25.00
63390	HK Bank – HSI R Bear CBBC Oct 2018 H	150,000,000	2017/11/28	2018/10/30	37.50
63374	HK Bank – Ping An R Bull CBBC Oct 2018 B	80,000,000	2017/11/28	2018/10/29	20.00
63552	HK Bank – Ping An R Bull CBBC Nov 2018 A	80,000,000	2017/11/28	2018/11/12	20.00
63559	HK Bank – Ping An R Bear CBBC Oct 2018 E	40,000,000	2017/11/28	2018/10/29	10.00
63365	HK Bank – Tencent R Bull CBBC Jul 2018 N	60,000,000	2017/11/28	2018/07/23	15.00
63359	HK Bank – Tencent R Bull CBBC Aug 2018 X	60,000,000	2017/11/28	2018/08/06	15.00
63558	HK Bank – Tencent R Bull CBBC Aug 2018 Y	60,000,000	2017/11/28	2018/08/13	15.00
63369	HK Bank – Tencent R Bear CBBC Jul 2018 P	50,000,000	2017/11/28	2018/07/16	22.50

# MAIN BOARD CALLABLE BULL/BEAR CONTRACTS

Code	Callable Bull/Bear Contracts	No. of issue (units)	Listing date	Expiry	Amount raised (HK\$ mil.)
63371	HK Bank – Tencent R Bear CBBC Aug 2018 P	50,000,000	2017/11/28	2018/08/13	37.50
63213	Haitong Int'l Sec – Ping An R Bull CBBC Aug 2018 L	80,000,000	2017/11/28	2018/08/15	20.00
63191	Haitong Int'l Sec – Tencent R Bull CBBC Aug 2018 C	40,000,000	2017/11/28	2018/08/06	10.00
63207	Haitong Int'l Sec – Tencent R Bull CBBC Aug 2018 D	40,000,000	2017/11/28	2018/08/07	10.00
63209	Haitong Int'l Sec – Tencent R Bull CBBC Aug 2018 E	40,000,000	2017/11/28	2018/08/08	10.80
63224	Haitong Int'l Sec – Tencent R Bear CBBC Apr 2018 J	40,000,000	2017/11/28	2018/04/18	10.00
63239	Haitong Int'l Sec – Tencent R Bear CBBC Apr 2018 K	40,000,000	2017/11/28	2018/04/16	10.00
63258	Haitong Int'l Sec – Tencent R Bear CBBC Apr 2018 L	40,000,000	2017/11/28	2018/04/17	11.44
64860	J P Morgan SP BV – AIA R Bull CBBC Jul 2018 B	100,000,000	2017/11/28	2018/07/20	25.00
64845	J P Morgan SP BV – CC Bank R Bull CBBC Sep 2018 F	150,000,000	2017/11/28	2018/09/21	37.50
64873	J P Morgan SP BV – CM Bank R Bull CBBC Oct 2018 A	150,000,000	2017/11/28	2018/10/19	37.50
64854	J P Morgan SP BV – CPIC R Bull CBBC Oct 2018 A	100,000,000	2017/11/28	2018/10/19	25.00
65056	J P Morgan SP BV – Geely Auto R Bull CBBC Nov 2018 B	250,000,000	2017/11/28	2018/11/16	62.50
64871	J P Morgan SP BV – Greatwall Motor R Bull CBBC Jun 2018 A	50,000,000	2017/11/28	2018/06/15	12.50
65193	J P Morgan SP BV – Greatwall Motor R Bull CBBC Jun 2018 B	50,000,000	2017/11/28	2018/06/15	12.50
65111	J P Morgan SP BV – HKEX R Bull CBBC Mar 2018 D	40,000,000	2017/11/28	2018/03/16	10.00
65115	J P Morgan SP BV – HKEX R Bull CBBC Mar 2018 E	40,000,000	2017/11/28	2018/03/16	10.00
65127	J P Morgan SP BV – HKEX R Bull CBBC Mar 2018 F	40,000,000	2017/11/28	2018/03/16	10.00
65175	J P Morgan SP BV – HKEX R Bear CBBC Apr 2018 D	40,000,000	2017/11/28	2018/04/20	10.00
65039	J P Morgan SP BV – HSBC R Bull CBBC Jul 2018 E	150,000,000	2017/11/28	2018/07/20	37.50
64880	J P Morgan SP BV – HSCEI R Bull CBBC Sep 2019 C	100,000,000	2017/11/28	2019/09/27	25.00
64881	J P Morgan SP BV – HSCEI R Bear CBBC Apr 2018 G	100,000,000	2017/11/28	2018/04/27	25.00
64893	J P Morgan SP BV – HSI R Bull CBBC Dec 2018 I	200,000,000	2017/11/28	2018/12/28	50.00
64933	J P Morgan SP BV – HSI R Bull CBBC Dec 2018 J	200,000,000	2017/11/28	2018/12/28	50.00
64883	J P Morgan SP BV – HSI R Bull CBBC Sep 2019 O	200,000,000	2017/11/28	2019/09/27	50.00
64923	J P Morgan SP BV – HSI R Bull CBBC Sep 2019 P	200,000,000	2017/11/28	2019/09/27	50.00
64928	J P Morgan SP BV – HSI R Bull CBBC Sep 2019 Q	200,000,000	2017/11/28	2019/09/27	50.00
63295	J P Morgan SP BV – HSI R Bear CBBC Feb 2018 G	200,000,000	2017/11/28	2018/02/27	50.00
63299	J P Morgan SP BV – HSI R Bear CBBC Feb 2018 H	200,000,000	2017/11/28	2018/02/27	50.00
63301	J P Morgan SP BV – HSI R Bear CBBC Feb 2018 K	200,000,000	2017/11/28	2018/02/27	50.00
64824	J P Morgan SP BV – HSI R Bear CBBC Feb 2018 M	200,000,000	2017/11/28	2018/02/27	50.00
64969	J P Morgan SP BV – HSI R Bear CBBC Mar 2018 M	200,000,000	2017/11/28	2018/03/28	50.00
64978	J P Morgan SP BV – HSI R Bear CBBC Mar 2018 N	200,000,000	2017/11/28	2018/03/28	50.00
64984	J P Morgan SP BV – HSI R Bear CBBC Apr 2018 J	200,000,000	2017/11/28	2018/04/27	50.00
64988	J P Morgan SP BV – HSI R Bear CBBC Apr 2018 K	200,000,000	2017/11/28	2018/04/27	50.00
65002	J P Morgan SP BV – HSI R Bear CBBC Apr 2018 L	200,000,000	2017/11/28	2018/04/27	50.00
65003	J P Morgan SP BV – HSI R Bear CBBC Apr 2018 M	200,000,000	2017/11/28	2018/04/27	60.00
65004	J P Morgan SP BV – HSI R Bear CBBC Apr 2018 N	200,000,000	2017/11/28	2018/04/27	70.00
64828	J P Morgan SP BV – ICBC R Bull CBBC Sep 2018 E	150,000,000	2017/11/28	2018/09/21	37.50
65061	J P Morgan SP BV – Ping An R Bull CBBC Apr 2018 J	100,000,000	2017/11/28	2018/04/20	25.00
65063	J P Morgan SP BV – Ping An R Bull CBBC Apr 2018 K	100,000,000	2017/11/28	2018/04/20	25.00
65109	J P Morgan SP BV – Ping An R Bull CBBC May 2018 G	100,000,000	2017/11/28	2018/05/18	25.00
63424	J P Morgan SP BV – Tencent R Bull CBBC Mar 2018 T	60,000,000	2017/11/28	2018/03/16	15.00
63434	J P Morgan SP BV – Tencent R Bull CBBC Mar 2018 U	60,000,000	2017/11/28	2018/03/16	15.00
65007	J P Morgan SP BV – Tencent R Bull CBBC Apr 2018 F	60,000,000	2017/11/28	2018/04/20	15.00

## MAIN BOARD CALLABLE BULL/BEAR CONTRACTS

Code	Callable Bull/Bear Contracts	No. of issue (units)	Listing date	Expiry	Amount raised (HK\$ mil.)
65022	J P Morgan SP BV – Tencent R Bull CBBC Apr 2018 G	60,000,000	2017/11/28	2018/04/20	15.00
65026	J P Morgan SP BV – Tencent R Bear CBBC Mar 2018 Q	50,000,000	2017/11/28	2018/03/16	12.50
65027	J P Morgan SP BV – Tencent R Bear CBBC Mar 2018 R	50,000,000	2017/11/28	2018/03/16	12.50
65033	J P Morgan SP BV – Tencent R Bear CBBC Apr 2018 S	50,000,000	2017/11/28	2018/04/20	13.50
65038	J P Morgan SP BV – Tencent R Bear CBBC Apr 2018 T	50,000,000	2017/11/28	2018/04/20	34.25
63614	Macquarie Bank Ltd. – HKEX R Bull CBBC Jul 2018 A	20,000,000	2017/11/28	2018/07/30	10.88
63637	Macquarie Bank Ltd. – HKEX R Bull CBBC Jul 2018 B	20,000,000	2017/11/28	2018/07/30	10.22
63653	Macquarie Bank Ltd. – HKEX R Bull CBBC Jul 2018 C	20,000,000	2017/11/28	2018/07/30	10.20
63585	Macquarie Bank Ltd. – Tencent R Bull CBBC Jun 2018 H	10,000,000	2017/11/28	2018/06/29	10.33
63610	Macquarie Bank Ltd. – Tencent R Bull CBBC Jun 2018 I	10,600,000	2017/11/28	2018/06/29	10.05
63612	Macquarie Bank Ltd. – Tencent R Bull CBBC Jun 2018 J	11,700,000	2017/11/28	2018/06/29	10.09
63571	Macquarie Bank Ltd. – Tencent R Bear CBBC Jun 2018 J	9,000,000	2017/11/28	2018/06/29	10.03
63572	Macquarie Bank Ltd. – Tencent R Bear CBBC Jun 2018 K	9,000,000	2017/11/28	2018/06/29	11.08
63574	Macquarie Bank Ltd. – Tencent R Bear CBBC Jun 2018 L	9,000,000	2017/11/28	2018/06/29	12.14
63581	Macquarie Bank Ltd. – Tencent R Bear CBBC Jun 2018 M	9,000,000	2017/11/28	2018/06/29	13.20
63613	Macquarie Bank Ltd. – Tencent R Bear CBBC Jun 2018 N	9,000,000	2017/11/28	2018/06/29	14.27
63910	SG Issuer – BYD Company R Bull CBBC Aug 2018 B	50,000,000	2017/11/28	2018/08/30	12.50
63913	SG Issuer – BYD Company R Bull CBBC Sep 2018 A	50,000,000	2017/11/28	2018/09/27	12.50
63916	SG Issuer – BYD Company R Bull CBBC Oct 2018 A	50,000,000	2017/11/28	2018/10/30	12.50
63919	SG Issuer – CC Bank R Bull CBBC Oct 2018 D	100,000,000	2017/11/28	2018/10/30	25.00
63920	SG Issuer – China Life R Bull CBBC Jul 2018 E	40,000,000	2017/11/28	2018/07/06	10.00
63443	SG Issuer – HKEX R Bull CBBC Apr 2018 H	50,000,000	2017/11/28	2018/04/13	12.50
63444	SG Issuer – HKEX R Bull CBBC Jun 2018 M	50,000,000	2017/11/28	2018/06/21	12.50
63939	SG Issuer – HKEX R Bull CBBC Jul 2018 K	50,000,000	2017/11/28	2018/07/12	12.50
63938	SG Issuer – HKEX R Bear CBBC Jun 2018 G	50,000,000	2017/11/28	2018/06/28	12.50
63940	SG Issuer – HKEX R Bear CBBC Dec 2018 A	50,000,000	2017/11/28	2018/12/21	17.00
63950	SG Issuer – HSBC R Bull CBBC Sep 2018 N	100,000,000	2017/11/28	2018/09/27	25.00
63876	SG Issuer – HSI R Bull CBBC Oct 2019 H	200,000,000	2017/11/28	2019/10/30	50.00
63878	SG Issuer – HSI R Bull CBBC Nov 2019 J	200,000,000	2017/11/28	2019/11/28	50.00
63880	SG Issuer – HSI R Bull CBBC Nov 2019 K	200,000,000	2017/11/28	2019/11/28	50.00
63882	SG Issuer – HSI R Bull CBBC Dec 2019 B	200,000,000	2017/11/28	2019/12/30	50.00
63901	SG Issuer – HSI R Bull CBBC Dec 2019 C	200,000,000	2017/11/28	2019/12/30	50.00
63762	SG Issuer – HSI R Bear CBBC Mar 2018 P	200,000,000	2017/11/28	2018/03/28	50.00
63776	SG Issuer – HSI R Bear CBBC Mar 2018 R	200,000,000	2017/11/28	2018/03/28	50.00
63781	SG Issuer – HSI R Bear CBBC Mar 2018 S	200,000,000	2017/11/28	2018/03/28	50.00
63788	SG Issuer – HSI R Bear CBBC Mar 2018 W	200,000,000	2017/11/28	2018/03/28	50.00
63798	SG Issuer – HSI R Bear CBBC Mar 2018 X	200,000,000	2017/11/28	2018/03/28	50.00
63799	SG Issuer – HSI R Bear CBBC Mar 2018 Y	200,000,000	2017/11/28	2018/03/28	50.00
63816	SG Issuer – HSI R Bear CBBC Apr 2018 O	200,000,000	2017/11/28	2018/04/27	50.00
63819	SG Issuer – HSI R Bear CBBC Apr 2018 P	200,000,000	2017/11/28	2018/04/27	50.00
63831	SG Issuer – HSI R Bear CBBC Apr 2018 Q	200,000,000	2017/11/28	2018/04/27	50.00
63835	SG Issuer – HSI R Bear CBBC Apr 2018 R	200,000,000	2017/11/28	2018/04/27	50.00
63856	SG Issuer – HSI R Bear CBBC Jul 2018 E	200,000,000	2017/11/28	2018/07/30	50.00
63859	SG Issuer – HSI R Bear CBBC Jul 2018 F	200,000,000	2017/11/28	2018/07/30	50.00
63873	SG Issuer – HSI R Bear CBBC Aug 2018 B	200,000,000	2017/11/28	2018/08/30	71.00



## MAIN BOARD CALLABLE BULL/BEAR CONTRACTS

Code	Callable Bull/Bear Contracts	No. of issue (units)	Listing date	Expiry	Amount raised (HK\$ mil.)
63951	SG Issuer – Ping An R Bull CBBC Jun 2018 D	100,000,000	2017/11/28	2018/06/06	25.00
63972	SG Issuer – Ping An R Bull CBBC Aug 2018 E	100,000,000	2017/11/28	2018/08/30	25.00
63987	SG Issuer – Ping An R Bull CBBC Nov 2018 A	100,000,000	2017/11/28	2018/11/29	25.00
63981	SG Issuer – Ping An R Bear CBBC Sep 2018 A	100,000,000	2017/11/28	2018/09/27	25.00
63989	SG Issuer – Ping An R Bear CBBC Dec 2018 E	100,000,000	2017/11/28	2018/12/21	25.00
63445	SG Issuer – Tencent R Bull CBBC Apr 2018 A	80,000,000	2017/11/28	2018/04/12	20.00
63447	SG Issuer – Tencent R Bull CBBC Jun 2018 Q	80,000,000	2017/11/28	2018/06/29	20.00
63455	SG Issuer – Tencent R Bull CBBC Sep 2018 K	80,000,000	2017/11/28	2018/09/27	20.00
64006	SG Issuer – Tencent R Bear CBBC Dec 2018 H	80,000,000	2017/11/28	2018/12/17	64.80
64021	SG Issuer – Tencent R Bear CBBC Dec 2018 I	80,000,000	2017/11/28	2018/12/21	56.80
64762	UBS AG – BOCL R Bull CBBC Aug 2018 C	60,000,000	2017/11/28	2018/08/20	15.00
64768	UBS AG – CSOP A50 ETF R Bull CBBC Apr 2018 B	40,000,000	2017/11/28	2018/04/23	10.00
64770	UBS AG – CSOP A50 ETF R Bull CBBC Sep 2018 A	40,000,000	2017/11/28	2018/09/10	10.00
64733	UBS AG – HKEX R Bull CBBC Jun 2018 F	50,000,000	2017/11/28	2018/06/11	12.50
64737	UBS AG – HKEX R Bull CBBC Sep 2018 E	50,000,000	2017/11/28	2018/09/10	12.50
64806	UBS AG – HSI R Bull CBBC Nov 2018 V	250,000,000	2017/11/28	2018/11/29	62.50
64792	UBS AG – HSI R Bull CBBC Dec 2018 L	200,000,000	2017/11/28	2018/12/28	50.00
64797	UBS AG – HSI R Bull CBBC Dec 2018 M	200,000,000	2017/11/28	2018/12/28	50.00
64796	UBS AG – HSI R Bull CBBC Mar 2019 A	250,000,000	2017/11/28	2019/03/28	62.50
64776	UBS AG – HSI R Bull CBBC Apr 2019 U	200,000,000	2017/11/28	2019/04/29	50.00
64629	UBS AG – HSI R Bear CBBC Feb 2018 J	200,000,000	2017/11/28	2018/02/27	50.00
64610	UBS AG – HSI R Bear CBBC Feb 2018 L	200,000,000	2017/11/28	2018/02/27	50.00
64651	UBS AG – HSI R Bear CBBC Feb 2018 Q	250,000,000	2017/11/28	2018/02/27	62.50
64672	UBS AG – HSI R Bear CBBC Feb 2018 R	250,000,000	2017/11/28	2018/02/27	62.50
64613	UBS AG – HSI R Bear CBBC Feb 2018 V	250,000,000	2017/11/28	2018/02/27	62.50
64675	UBS AG – HSI R Bear CBBC Mar 2018 V	250,000,000	2017/11/28	2018/03/28	62.50
64679	UBS AG – HSI R Bear CBBC Apr 2018 C	200,000,000	2017/11/28	2018/04/27	50.00
64683	UBS AG – HSI R Bear CBBC Apr 2018 D	200,000,000	2017/11/28	2018/04/27	50.00
64810	UBS AG – HSI R Bear CBBC Apr 2018 E	250,000,000	2017/11/28	2018/04/27	62.50
64684	UBS AG – HSI R Bear CBBC May 2018 A	250,000,000	2017/11/28	2018/05/30	76.25
64686	UBS AG – HSI R Bear CBBC May 2018 B	200,000,000	2017/11/28	2018/05/30	61.00
64811	UBS AG – HSI R Bear CBBC May 2018 C	250,000,000	2017/11/28	2018/05/30	63.75
64755	UBS AG – ICBC R Bull CBBC Aug 2018 C	60,000,000	2017/11/28	2018/08/27	15.00
64715	UBS AG – Ping An R Bull CBBC Apr 2018 B	50,000,000	2017/11/28	2018/04/23	12.50
64723	UBS AG – Ping An R Bull CBBC Apr 2018 C	50,000,000	2017/11/28	2018/04/09	12.50
64694	UBS AG – Tencent R Bull CBBC Mar 2018 V	40,000,000	2017/11/28	2018/03/22	10.00
64704	UBS AG – Tencent R Bull CBBC Mar 2018 W	40,000,000	2017/11/28	2018/03/05	10.00
64690	UBS AG – Tencent R Bull CBBC Apr 2018 M	40,000,000	2017/11/28	2018/04/23	10.00
64630	UBS AG – Tencent R Bear CBBC Apr 2018 H	40,000,000	2017/11/28	2018/04/18	10.00
64634	UBS AG – Tencent R Bear CBBC Apr 2018 I	40,000,000	2017/11/28	2018/04/23	10.00
64687	UBS AG – Tencent R Bear CBBC Apr 2018 J	40,000,000	2017/11/28	2018/04/20	19.60
64688	UBS AG – Tencent R Bear CBBC Apr 2018 K	40,000,000	2017/11/28	2018/04/30	27.60
64816	UBS AG – Tencent R Bear CBBC Apr 2018 L	40,000,000	2017/11/28	2018/04/09	11.40
64035	Bank Vontobel – HSI R Bull CBBC Apr 2018 A	100,000,000	2017/11/28	2018/04/27	25.10
64038	Bank Vontobel – HSI R Bull CBBC Apr 2018 B	100,000,000	2017/11/28	2018/04/27	25.00



# MAIN BOARD CALLABLE BULL/BEAR CONTRACTS

Code	Callable Bull/Bear Contracts	No. of issue (units)	Listing date	Expiry	Amount raised (HK\$ mil.)
64071	Bank Vontobel – HSI R Bear CBBC Apr 2018 A	100,000,000	2017/11/28	2018/04/27	25.10
64075	Bank Vontobel – HSI R Bear CBBC Apr 2018 B	100,000,000	2017/11/28	2018/04/27	25.20
65760	BNP Paribas Issuance B.V. – HKEX R Bull CBBC Aug 2018 S	50,000,000	2017/11/29	2018/08/30	12.50
65779	BNP Paribas Issuance B.V. – HKEX R Bear CBBC Mar 2018 C	50,000,000	2017/11/29	2018/03/28	12.50
65789	BNP Paribas Issuance B.V. – HSCEI R Bull CBBC Aug 2018 D	100,000,000	2017/11/29	2018/08/30	25.00
65793	BNP Paribas Issuance B.V. – HSCEI R Bull CBBC Aug 2018 E	100,000,000	2017/11/29	2018/08/30	25.00
65796	BNP Paribas Issuance B.V. – HSCEI R Bear CBBC Mar 2018 F	100,000,000	2017/11/29	2018/03/28	25.00
65799	BNP Paribas Issuance B.V. – HSCEI R Bear CBBC Mar 2018 G	100,000,000	2017/11/29	2018/03/28	25.00
65624	BNP Paribas Issuance B.V. – HSI R Bull CBBC Nov 2018 B	250,000,000	2017/11/29	2018/11/29	62.50
65650	BNP Paribas Issuance B.V. – HSI R Bull CBBC Nov 2018 C	250,000,000	2017/11/29	2018/11/29	62.50
65194	BNP Paribas Issuance B.V. – HSI R Bear CBBC Apr 2018 O	250,000,000	2017/11/29	2018/04/27	62.50
65196	BNP Paribas Issuance B.V. – HSI R Bear CBBC Apr 2018 P	250,000,000	2017/11/29	2018/04/27	62.50
65204	BNP Paribas Issuance B.V. – HSI R Bear CBBC Apr 2018 Q	250,000,000	2017/11/29	2018/04/27	62.50
66903	Credit Suisse AG – AIA R Bull CBBC Sep 2018 C	70,000,000	2017/11/29	2018/09/14	17.50
67051	Credit Suisse AG – BOCL R Bull CBBC Sep 2018 I	70,000,000	2017/11/29	2018/09/21	17.50
67254	Credit Suisse AG – CUni R Bull CBBC Jun 2018 B	50,000,000	2017/11/29	2018/06/29	12.50
67035	Credit Suisse AG – CC Bank R Bull CBBC Sep 2018 T	70,000,000	2017/11/29	2018/09/19	17.50
67026	Credit Suisse AG – CNOOC R Bull CBBC Oct 2018 I	50,000,000	2017/11/29	2018/10/24	12.50
67244	Credit Suisse AG – HKEX R Bull CBBC Jun 2018 U	50,000,000	2017/11/29	2018/06/13	12.50
67253	Credit Suisse AG – HKEX R Bull CBBC Jun 2018 V	50,000,000	2017/11/29	2018/06/28	12.50
66999	Credit Suisse AG – HKEX R Bear CBBC Apr 2018 B	50,000,000	2017/11/29	2018/04/12	19.50
67007	Credit Suisse AG – HKEX R Bear CBBC Apr 2018 C	50,000,000	2017/11/29	2018/04/13	26.00
66883	Credit Suisse AG – HSBC R Bull CBBC Sep 2018 D	100,000,000	2017/11/29	2018/09/21	25.00
66893	Credit Suisse AG – HSBC R Bull CBBC Sep 2018 E	100,000,000	2017/11/29	2018/09/14	25.00
67192	Credit Suisse AG – HSCEI R Bull CBBC Sep 2018 D	100,000,000	2017/11/29	2018/09/27	25.00
67202	Credit Suisse AG – HSCEI R Bear CBBC Apr 2018 C	100,000,000	2017/11/29	2018/04/27	25.00
67225	Credit Suisse AG – HSCEI R Bear CBBC Apr 2018 D	100,000,000	2017/11/29	2018/04/27	25.00
67232	Credit Suisse AG – HSCEI R Bear CBBC Apr 2018 E	100,000,000	2017/11/29	2018/04/27	25.00
67054	Credit Suisse AG – HSI R Bull CBBC Nov 2018 L	200,000,000	2017/11/29	2018/11/29	50.00
67080	Credit Suisse AG – HSI R Bull CBBC Nov 2018 M	200,000,000	2017/11/29	2018/11/29	50.00
67081	Credit Suisse AG – HSI R Bull CBBC Nov 2018 N	200,000,000	2017/11/29	2018/11/29	50.00
67090	Credit Suisse AG – HSI R Bull CBBC Nov 2018 O	200,000,000	2017/11/29	2018/11/29	50.00
67088	Credit Suisse AG – HSI R Bull CBBC Apr 2019 F	200,000,000	2017/11/29	2019/04/29	50.00
67107	Credit Suisse AG – HSI R Bull CBBC Apr 2019 G	200,000,000	2017/11/29	2019/04/29	50.00
66799	Credit Suisse AG – HSI R Bear CBBC Mar 2018 G	200,000,000	2017/11/29	2018/03/28	50.00
66797	Credit Suisse AG – HSI R Bear CBBC Apr 2018 A	200,000,000	2017/11/29	2018/04/27	50.00
66803	Credit Suisse AG – HSI R Bear CBBC Apr 2018 B	200,000,000	2017/11/29	2018/04/27	50.00
67108	Credit Suisse AG – HSI R Bear CBBC Apr 2018 C	200,000,000	2017/11/29	2018/04/27	50.00
67115	Credit Suisse AG – HSI R Bear CBBC Apr 2018 D	200,000,000	2017/11/29	2018/04/27	50.00
67117	Credit Suisse AG – HSI R Bear CBBC Apr 2018 F	200,000,000	2017/11/29	2018/04/27	50.00
67120	Credit Suisse AG – HSI R Bear CBBC Apr 2018 G	200,000,000	2017/11/29	2018/04/27	50.00
67138	Credit Suisse AG – HSI R Bear CBBC Apr 2018 H	200,000,000	2017/11/29	2018/04/27	50.00
67189	Credit Suisse AG – HSI R Bear CBBC May 2018 A	200,000,000	2017/11/29	2018/05/30	70.00
67145	Credit Suisse AG – HSI R Bear CBBC May 2018 W	200,000,000	2017/11/29	2018/05/30	50.00
67154	Credit Suisse AG – HSI R Bear CBBC May 2018 X	200,000,000	2017/11/29	2018/05/30	50.00

# MAIN BOARD CALLABLE BULL/BEAR CONTRACTS

Code	Callable Bull/Bear Contracts	No. of issue (units)	Listing date	Expiry	Amount raised (HK\$ mil.)
67181	Credit Suisse AG – HSI R Bear CBBC May 2018 Y	200,000,000	2017/11/29	2018/05/30	54.00
67188	Credit Suisse AG – HSI R Bear CBBC May 2018 Z	200,000,000	2017/11/29	2018/05/30	66.00
67036	Credit Suisse AG – ICBC R Bull CBBC Sep 2018 P	70,000,000	2017/11/29	2018/09/28	17.50
66807	Credit Suisse AG – Ping An R Bull CBBC Aug 2018 Q	100,000,000	2017/11/29	2018/08/02	25.00
66817	Credit Suisse AG – Ping An R Bull CBBC Oct 2018 R	100,000,000	2017/11/29	2018/10/05	25.00
66846	Credit Suisse AG – Ping An R Bull CBBC Oct 2018 S	100,000,000	2017/11/29	2018/10/10	25.00
66873	Credit Suisse AG – Ping An R Bear CBBC May 2018 F	50,000,000	2017/11/29	2018/05/10	12.50
66905	Credit Suisse AG – Tencent R Bull CBBC Apr 2018 I	50,000,000	2017/11/29	2018/04/25	14.00
66907	Credit Suisse AG – Tencent R Bull CBBC Apr 2018 J	50,000,000	2017/11/29	2018/04/19	12.50
66924	Credit Suisse AG – Tencent R Bear CBBC Apr 2018 N	50,000,000	2017/11/29	2018/04/13	30.50
66986	Credit Suisse AG – Tencent R Bear CBBC Apr 2018 O	50,000,000	2017/11/29	2018/04/27	39.50
65920	Bank of East Asia – BYD Company R Bull CBBC Sep 2018 A	40,000,000	2017/11/29	2018/09/26	10.00
65955	Bank of East Asia – China Mobile R Bull CBBC Aug 2018 D	60,000,000	2017/11/29	2018/08/02	15.00
65935	Bank of East Asia – CC Bank R Bull CBBC Sep 2018 C	60,000,000	2017/11/29	2018/09/26	15.00
65932	Bank of East Asia – Geely Auto R Bull CBBC Sep 2018 D	40,000,000	2017/11/29	2018/09/26	10.00
65866	Bank of East Asia – HKEX R Bull CBBC Sep 2018 G	40,000,000	2017/11/29	2018/09/26	10.00
65910	Bank of East Asia – HKEX R Bull CBBC Sep 2018 H	40,000,000	2017/11/29	2018/09/26	10.00
66006	Bank of East Asia – HSBC R Bull CBBC Jul 2018 A	60,000,000	2017/11/29	2018/07/31	15.00
65830	Bank of East Asia – Tencent R Bull CBBC Sep 2018 M	40,000,000	2017/11/29	2018/09/26	10.00
67512	Goldman Sachs SP (Asia) – HKEX R Bull CBBC Oct 2018 E	80,000,000	2017/11/29	2018/10/15	20.00
67523	Goldman Sachs SP (Asia) – HKEX R Bull CBBC Oct 2018 F	80,000,000	2017/11/29	2018/10/16	20.00
67528	Goldman Sachs SP (Asia) – HKEX R Bull CBBC Oct 2018 G	80,000,000	2017/11/29	2018/10/18	20.00
67535	Goldman Sachs SP (Asia) – HKEX R Bear CBBC Oct 2018 A	80,000,000	2017/11/29	2018/10/19	22.00
67499	Goldman Sachs SP (Asia) – HSBC R Bull CBBC Sep 2018 J	80,000,000	2017/11/29	2018/09/17	20.00
67503	Goldman Sachs SP (Asia) – HSBC R Bull CBBC Sep 2018 K	80,000,000	2017/11/29	2018/09/19	20.00
65746	Goldman Sachs SP (Asia) – HSI R Bull CBBC Sep 2019 M	200,000,000	2017/11/29	2019/09/27	50.00
65748	Goldman Sachs SP (Asia) – HSI R Bull CBBC Sep 2019 N	200,000,000	2017/11/29	2019/09/27	50.00
65749	Goldman Sachs SP (Asia) – HSI R Bull CBBC Sep 2019 O	200,000,000	2017/11/29	2019/09/27	50.00
65751	Goldman Sachs SP (Asia) – HSI R Bull CBBC Sep 2019 P	200,000,000	2017/11/29	2019/09/27	50.00
65754	Goldman Sachs SP (Asia) – HSI R Bull CBBC Sep 2019 Q	200,000,000	2017/11/29	2019/09/27	50.00
65303	Goldman Sachs SP (Asia) – HSI R Bear CBBC Apr 2018 I	200,000,000	2017/11/29	2018/04/27	50.00
65307	Goldman Sachs SP (Asia) – HSI R Bear CBBC Apr 2018 J	200,000,000	2017/11/29	2018/04/27	50.00
65322	Goldman Sachs SP (Asia) – HSI R Bear CBBC Apr 2018 K	200,000,000	2017/11/29	2018/04/27	50.00
65325	Goldman Sachs SP (Asia) – HSI R Bear CBBC Apr 2018 L	200,000,000	2017/11/29	2018/04/27	50.00
65326	Goldman Sachs SP (Asia) – HSI R Bear CBBC Apr 2018 M	200,000,000	2017/11/29	2018/04/27	50.00
65333	Goldman Sachs SP (Asia) – HSI R Bear CBBC Apr 2018 N	200,000,000	2017/11/29	2018/04/27	50.00
65339	Goldman Sachs SP (Asia) – HSI R Bear CBBC Apr 2018 O	200,000,000	2017/11/29	2018/04/27	50.00
65346	Goldman Sachs SP (Asia) – HSI R Bear CBBC Apr 2018 P	200,000,000	2017/11/29	2018/04/27	50.00
67264	Goldman Sachs SP (Asia) – HSI R Bear CBBC May 2018 A	200,000,000	2017/11/29	2018/05/30	50.00
67275	Goldman Sachs SP (Asia) – HSI R Bear CBBC May 2018 B	200,000,000	2017/11/29	2018/05/30	50.00
67278	Goldman Sachs SP (Asia) – HSI R Bear CBBC May 2018 C	200,000,000	2017/11/29	2018/05/30	50.00
67288	Goldman Sachs SP (Asia) – HSI R Bear CBBC May 2018 D	200,000,000	2017/11/29	2018/05/30	50.00
67295	Goldman Sachs SP (Asia) – HSI R Bear CBBC May 2018 E	200,000,000	2017/11/29	2018/05/30	54.00
65829	Goldman Sachs SP (Asia) – Ping An R Bull CBBC Oct 2018 P	80,000,000	2017/11/29	2018/10/22	20.24
67550	Goldman Sachs SP (Asia) – Ping An R Bull CBBC Oct 2018 Q	100,000,000	2017/11/29	2018/10/08	25.00

# MAIN BOARD CALLABLE BULL/BEAR CONTRACTS

Code	Callable Bull/Bear Contracts	No. of issue (units)	Listing date	Expiry	Amount raised (HK\$ mil.)
67557	Goldman Sachs SP (Asia) – Ping An R Bull CBBC Oct 2018 R	100,000,000	2017/11/29	2018/10/08	25.00
67471	Goldman Sachs SP (Asia) – Tencent R Bull CBBC Apr 2018 U	80,000,000	2017/11/29	2018/04/04	20.00
67479	Goldman Sachs SP (Asia) – Tencent R Bull CBBC Apr 2018 V	80,000,000	2017/11/29	2018/04/04	20.00
67483	Goldman Sachs SP (Asia) – Tencent R Bull CBBC Apr 2018 W	80,000,000	2017/11/29	2018/04/06	20.00
67488	Goldman Sachs SP (Asia) – Tencent R Bear CBBC Apr 2018 X	80,000,000	2017/11/29	2018/04/06	20.00
65618	HK Bank – China Life R Bull CBBC Sep 2018 B	40,000,000	2017/11/29	2018/09/03	10.00
65576	HK Bank – CM Bank R Bull CBBC Sep 2018 A	100,000,000	2017/11/29	2018/09/10	25.00
65522	HK Bank – CSOP A50 ETF R Bull CBBC Oct 2018 B	50,000,000	2017/11/29	2018/10/08	12.50
65523	HK Bank – CSOP A50 ETF R Bear CBBC Jul 2018 B	40,000,000	2017/11/29	2018/07/23	12.00
65587	HK Bank – Geely Auto R Bull CBBC Aug 2018 K	40,000,000	2017/11/29	2018/08/20	10.00
65578	HK Bank – HKEX R Bull CBBC Jul 2018 Z	50,000,000	2017/11/29	2018/07/30	12.50
65579	HK Bank – HKEX R Bull CBBC Oct 2018 G	50,000,000	2017/11/29	2018/10/08	12.50
65596	HK Bank – HKEX R Bear CBBC Sep 2018 B	40,000,000	2017/11/29	2018/09/24	12.00
65609	HK Bank – HKEX R Bear CBBC Oct 2018 C	40,000,000	2017/11/29	2018/10/08	16.00
65513	HK Bank – HSCEI R Bull CBBC Jul 2018 E	60,000,000	2017/11/29	2018/07/30	15.00
65246	HK Bank – HSCEI R Bear CBBC Jul 2018 C	50,000,000	2017/11/29	2018/07/30	12.50
65554	HK Bank – HSI R Bull CBBC Jul 2018 G	150,000,000	2017/11/29	2018/07/30	37.50
65539	HK Bank – HSI R Bull CBBC Jul 2018 L	150,000,000	2017/11/29	2018/07/30	37.50
65552	HK Bank – HSI R Bull CBBC Jul 2018 Y	100,000,000	2017/11/29	2018/07/30	25.00
66016	HK Bank – HSI R Bear CBBC Apr 2018 M	100,000,000	2017/11/29	2018/04/27	25.00
65210	HK Bank – HSI R Bear CBBC Apr 2018 O	100,000,000	2017/11/29	2018/04/27	25.00
65212	HK Bank – HSI R Bear CBBC Apr 2018 Q	100,000,000	2017/11/29	2018/04/27	25.00
65227	HK Bank – HSI R Bear CBBC Jul 2018 V	100,000,000	2017/11/29	2018/07/30	25.00
65241	HK Bank – HSI R Bear CBBC Jul 2018 W	100,000,000	2017/11/29	2018/07/30	25.00
65242	HK Bank – HSI R Bear CBBC Jul 2018 X	100,000,000	2017/11/29	2018/07/30	25.00
65244	HK Bank – HSI R Bear CBBC Jul 2018 Y	100,000,000	2017/11/29	2018/07/30	25.00
65512	HK Bank – HSI R Bear CBBC Oct 2018 I	150,000,000	2017/11/29	2018/10/30	37.50
65575	HK Bank – HSI R Bear CBBC Oct 2018 J	150,000,000	2017/11/29	2018/10/30	37.50
65623	HK Bank – Ping An R Bull CBBC Jun 2018 C	80,000,000	2017/11/29	2018/06/11	20.00
65612	HK Bank – Tencent R Bull CBBC Aug 2018 Z	60,000,000	2017/11/29	2018/08/20	15.00
65617	HK Bank – Tencent R Bear CBBC Jul 2018 Q	50,000,000	2017/11/29	2018/07/30	35.00
65422	Haitong Int'l Sec – HKEX R Bull CBBC Jun 2018 I	40,000,000	2017/11/29	2018/06/11	10.00
65486	Haitong Int'l Sec – HKEX R Bull CBBC Jun 2018 J	40,000,000	2017/11/29	2018/06/12	10.00
65509	Haitong Int'l Sec – HKEX R Bull CBBC Jun 2018 K	40,000,000	2017/11/29	2018/06/13	10.00
65400	Haitong Int'l Sec – HKEX R Bear CBBC Apr 2018 A	40,000,000	2017/11/29	2018/04/03	10.00
65369	Haitong Int'l Sec – Ping An R Bull CBBC Aug 2018 M	80,000,000	2017/11/29	2018/08/06	20.00
65386	Haitong Int'l Sec – Ping An R Bull CBBC Aug 2018 N	80,000,000	2017/11/29	2018/08/07	20.00
65399	Haitong Int'l Sec – Ping An R Bull CBBC Aug 2018 O	80,000,000	2017/11/29	2018/08/08	20.00
65421	Haitong Int'l Sec – Ping An R Bear CBBC Jun 2018 C	80,000,000	2017/11/29	2018/06/01	20.00
65510	Haitong Int'l Sec – Tencent R Bull CBBC Jun 2018 L	40,000,000	2017/11/29	2018/06/14	10.00
65361	Haitong Int'l Sec – Tencent R Bear CBBC May 2018 E	40,000,000	2017/11/29	2018/05/02	16.36
65363	Haitong Int'l Sec – Tencent R Bear CBBC May 2018 F	40,000,000	2017/11/29	2018/05/03	12.36
66728	J P Morgan SP BV – BOCL R Bull CBBC Sep 2018 C	150,000,000	2017/11/29	2018/09/21	37.50
67622	J P Morgan SP BV – CSOP A50 ETF R Bull CBBC Jun 2018 A	80,000,000	2017/11/29	2018/06/15	20.00
66729	J P Morgan SP BV – HSBC R Bull CBBC Sep 2018 A	100,000,000	2017/11/29	2018/09/21	25.00

# MAIN BOARD CALLABLE BULL/BEAR CONTRACTS

Code	Callable Bull/Bear Contracts	No. of issue (units)	Listing date	Expiry	Amount raised (HK\$ mil.)
66760	J P Morgan SP BV – HSI R Bull CBBC Nov 2018 V	200,000,000	2017/11/29	2018/11/29	50.00
66761	J P Morgan SP BV – HSI R Bull CBBC Dec 2018 O	200,000,000	2017/11/29	2018/12/28	50.00
66763	J P Morgan SP BV – HSI R Bull CBBC Dec 2018 Q	200,000,000	2017/11/29	2018/12/28	50.00
66793	J P Morgan SP BV – HSI R Bull CBBC Dec 2018 R	200,000,000	2017/11/29	2018/12/28	50.00
66748	J P Morgan SP BV – HSI R Bull CBBC Sep 2019 R	200,000,000	2017/11/29	2019/09/27	50.00
66759	J P Morgan SP BV – HSI R Bull CBBC Sep 2019 S	200,000,000	2017/11/29	2019/09/27	50.00
66726	J P Morgan SP BV – HSI R Bear CBBC Mar 2018 O	200,000,000	2017/11/29	2018/03/28	50.00
66727	J P Morgan SP BV – HSI R Bear CBBC Mar 2018 P	200,000,000	2017/11/29	2018/03/28	50.00
67628	J P Morgan SP BV – HSI R Bear CBBC Mar 2018 Q	200,000,000	2017/11/29	2018/03/28	50.00
67640	J P Morgan SP BV – HSI R Bear CBBC Mar 2018 R	200,000,000	2017/11/29	2018/03/28	50.00
67646	J P Morgan SP BV – HSI R Bear CBBC Mar 2018 S	200,000,000	2017/11/29	2018/03/28	50.00
67650	J P Morgan SP BV – HSI R Bear CBBC Mar 2018 T	200,000,000	2017/11/29	2018/03/28	50.00
67652	J P Morgan SP BV – HSI R Bear CBBC Apr 2018 O	200,000,000	2017/11/29	2018/04/27	50.00
67659	J P Morgan SP BV – HSI R Bear CBBC Apr 2018 P	200,000,000	2017/11/29	2018/04/27	50.00
67660	J P Morgan SP BV – HSI R Bear CBBC Apr 2018 Q	200,000,000	2017/11/29	2018/04/27	50.00
67661	J P Morgan SP BV – HSI R Bear CBBC Apr 2018 R	200,000,000	2017/11/29	2018/04/27	50.00
66746	J P Morgan SP BV – Ping An R Bull CBBC Apr 2018 L	100,000,000	2017/11/29	2018/04/20	25.00
67609	J P Morgan SP BV – Tencent R Bull CBBC Mar 2018 V	50,000,000	2017/11/29	2018/03/16	12.50
67601	J P Morgan SP BV – Tencent R Bull CBBC Apr 2018 H	50,000,000	2017/11/29	2018/04/20	12.50
67566	J P Morgan SP BV – Tencent R Bear CBBC Mar 2018 S	50,000,000	2017/11/29	2018/03/16	12.50
65823	Macquarie Bank Ltd. – CM Bank R Bull CBBC Aug 2018 A	11,000,000	2017/11/29	2018/08/31	10.02
65825	Macquarie Bank Ltd. – HKEX R Bull CBBC Jul 2018 D	20,000,000	2017/11/29	2018/07/30	10.60
65828	Macquarie Bank Ltd. – HKEX R Bull CBBC Jul 2018 E	20,000,000	2017/11/29	2018/07/30	10.26
66027	Macquarie Bank Ltd. – HSI R Bear CBBC Jun 2018 O	40,000,000	2017/11/29	2018/06/28	10.00
66034	Macquarie Bank Ltd. – HSI R Bear CBBC Jun 2018 P	40,000,000	2017/11/29	2018/06/28	10.00
66050	Macquarie Bank Ltd. – HSI R Bear CBBC Jun 2018 Q	40,000,000	2017/11/29	2018/06/28	10.00
65821	Macquarie Bank Ltd. – Tencent R Bear CBBC Jun 2018 O	12,300,000	2017/11/29	2018/06/29	10.06
67305	SG Issuer – AIA R Bull CBBC Oct 2018 A	60,000,000	2017/11/29	2018/10/30	15.00
67306	SG Issuer – AIA R Bear CBBC Dec 2018 A	60,000,000	2017/11/29	2018/12/20	15.00
67364	SG Issuer – China Mobile R Bull CBBC Dec 2018 E	100,000,000	2017/11/29	2018/12/13	25.00
67311	SG Issuer – CC Bank R Bull CBBC Aug 2018 L	100,000,000	2017/11/29	2018/08/30	25.00
67332	SG Issuer – CM Bank R Bull CBBC Oct 2018 B	40,000,000	2017/11/29	2018/10/30	10.00
67363	SG Issuer – CM Bank R Bull CBBC Dec 2018 B	40,000,000	2017/11/29	2018/12/28	10.00
67402	SG Issuer – CSOP A50 ETF R Bull CBBC Aug 2018 D	40,000,000	2017/11/29	2018/08/30	10.00
67411	SG Issuer – CSOP A50 ETF R Bull CBBC Sep 2018 C	40,000,000	2017/11/29	2018/09/27	10.00
67414	SG Issuer – CSOP A50 ETF R Bear CBBC Oct 2018 A	40,000,000	2017/11/29	2018/10/26	10.00
65658	SG Issuer – HKEX R Bull CBBC Jun 2018 N	50,000,000	2017/11/29	2018/06/05	12.50
65698	SG Issuer – HKEX R Bull CBBC Jul 2018 L	50,000,000	2017/11/29	2018/07/26	12.50
65706	SG Issuer – HKEX R Bull CBBC Sep 2018 C	50,000,000	2017/11/29	2018/09/24	12.50
65249	SG Issuer – HKEX R Bear CBBC Jul 2018 B	50,000,000	2017/11/29	2018/07/30	21.75
65274	SG Issuer – HKEX R Bear CBBC Jul 2018 C	50,000,000	2017/11/29	2018/07/30	27.00
67367	SG Issuer – HSBC R Bull CBBC Jun 2018 J	100,000,000	2017/11/29	2018/06/25	25.00
67383	SG Issuer – HSBC R Bull CBBC Dec 2018 A	100,000,000	2017/11/29	2018/12/28	25.00
66620	SG Issuer – HSI R Bull CBBC Sep 2019 E	200,000,000	2017/11/29	2019/09/27	50.00
65805	SG Issuer – HSI R Bull CBBC Oct 2019 I	200,000,000	2017/11/29	2019/10/30	50.00

# MAIN BOARD CALLABLE BULL/BEAR CONTRACTS

Code	Callable Bull/Bear Contracts	No. of issue (units)	Listing date	Expiry	Amount raised (HK\$ mil.)
66622	SG Issuer – HSI R Bull CBBC Oct 2019 J	200,000,000	2017/11/29	2019/10/30	50.00
66686	SG Issuer – HSI R Bull CBBC Oct 2019 K	200,000,000	2017/11/29	2019/10/30	50.00
66692	SG Issuer – HSI R Bull CBBC Oct 2019 L	200,000,000	2017/11/29	2019/10/30	50.00
66701	SG Issuer – HSI R Bull CBBC Nov 2019 L	200,000,000	2017/11/29	2019/11/28	50.00
66719	SG Issuer – HSI R Bull CBBC Nov 2019 M	200,000,000	2017/11/29	2019/11/28	50.00
66488	SG Issuer – HSI R Bear CBBC Mar 2018 A	200,000,000	2017/11/29	2018/03/28	50.00
66529	SG Issuer – HSI R Bear CBBC Mar 2018 B	200,000,000	2017/11/29	2018/03/28	50.00
65248	SG Issuer – HSI R Bear CBBC Mar 2018 Z	200,000,000	2017/11/29	2018/03/28	50.00
66533	SG Issuer – HSI R Bear CBBC Apr 2018 S	200,000,000	2017/11/29	2018/04/27	50.00
66537	SG Issuer – HSI R Bear CBBC Apr 2018 T	200,000,000	2017/11/29	2018/04/27	50.00
66546	SG Issuer – HSI R Bear CBBC Apr 2018 U	200,000,000	2017/11/29	2018/04/27	50.00
66567	SG Issuer – HSI R Bear CBBC Jul 2018 G	200,000,000	2017/11/29	2018/07/30	50.00
66574	SG Issuer – HSI R Bear CBBC Jul 2018 H	200,000,000	2017/11/29	2018/07/30	50.00
66587	SG Issuer – HSI R Bear CBBC Jul 2018 I	200,000,000	2017/11/29	2018/07/30	50.00
66589	SG Issuer – HSI R Bear CBBC Jul 2018 J	200,000,000	2017/11/29	2018/07/30	50.00
66605	SG Issuer – HSI R Bear CBBC Jul 2018 K	200,000,000	2017/11/29	2018/07/30	51.00
67384	SG Issuer – ICBC R Bull CBBC Sep 2018 E	60,000,000	2017/11/29	2018/09/27	15.00
65707	SG Issuer – Ping An R Bull CBBC Aug 2018 F	100,000,000	2017/11/29	2018/08/29	25.00
65709	SG Issuer – Ping An R Bull CBBC Oct 2018 H	100,000,000	2017/11/29	2018/10/30	25.00
67389	SG Issuer – Tencent R Bull CBBC Aug 2018 M	80,000,000	2017/11/29	2018/08/02	20.00
65714	SG Issuer – Tencent R Bull CBBC Oct 2018 D	80,000,000	2017/11/29	2018/10/30	20.00
67393	SG Issuer – Tencent R Bull CBBC Oct 2018 E	80,000,000	2017/11/29	2018/10/30	20.00
65285	SG Issuer – Tencent R Bear CBBC Jun 2018 E	80,000,000	2017/11/29	2018/06/28	35.60
65299	SG Issuer – Tencent R Bear CBBC Jul 2018 D	80,000,000	2017/11/29	2018/07/19	27.60
66445	UBS AG – AIA R Bull CBBC Sep 2018 B	50,000,000	2017/11/29	2018/09/10	12.50
66444	UBS AG – CC Bank R Bull CBBC Sep 2018 A	60,000,000	2017/11/29	2018/09/17	15.00
67298	UBS AG – China Life R Bull CBBC Jul 2018 F	40,000,000	2017/11/29	2018/07/16	10.00
67301	UBS AG – China Life R Bull CBBC Dec 2018 A	100,000,000	2017/11/29	2018/12/24	25.00
66434	UBS AG – CSOP A50 ETF R Bull CBBC May 2018 A	40,000,000	2017/11/29	2018/05/07	10.00
66390	UBS AG – Geely Auto R Bull CBBC Dec 2018 D	100,000,000	2017/11/29	2018/12/10	25.00
66408	UBS AG – HKEX R Bull CBBC Jun 2018 G	50,000,000	2017/11/29	2018/06/04	12.50
66431	UBS AG – HKEX R Bull CBBC Jun 2018 H	50,000,000	2017/11/29	2018/06/25	12.50
66433	UBS AG – HKEX R Bear CBBC Apr 2018 A	50,000,000	2017/11/29	2018/04/09	12.50
66485	UBS AG – HSBC R Bull CBBC Jul 2018 E	100,000,000	2017/11/29	2018/07/23	25.00
66296	UBS AG – HSI R Bull CBBC Dec 2018 N	200,000,000	2017/11/29	2018/12/28	50.00
66326	UBS AG – HSI R Bull CBBC Dec 2018 P	200,000,000	2017/11/29	2018/12/28	50.00
66291	UBS AG – HSI R Bull CBBC Apr 2019 V	200,000,000	2017/11/29	2019/04/29	50.00
66308	UBS AG – HSI R Bull CBBC Aug 2019 A	250,000,000	2017/11/29	2019/08/29	62.50
66329	UBS AG – HSI R Bull CBBC Aug 2019 B	200,000,000	2017/11/29	2019/08/29	50.00
66327	UBS AG – HSI R Bull CBBC Sep 2019 A	250,000,000	2017/11/29	2019/09/27	62.50
66339	UBS AG – HSI R Bull CBBC Sep 2019 B	250,000,000	2017/11/29	2019/09/27	62.50
66355	UBS AG – HSI R Bear CBBC Mar 2018 E	250,000,000	2017/11/29	2018/03/28	62.50
66206	UBS AG – HSI R Bear CBBC Mar 2018 F	250,000,000	2017/11/29	2018/03/28	62.50
66228	UBS AG – HSI R Bear CBBC Mar 2018 G	200,000,000	2017/11/29	2018/03/28	50.00
66052	UBS AG – HSI R Bear CBBC Mar 2018 W	250,000,000	2017/11/29	2018/03/28	62.50



# MAIN BOARD CALLABLE BULL/BEAR CONTRACTS

Code	Callable Bull/Bear Contracts	No. of issue (units)	Listing date	Expiry	Amount raised (HK\$ mil.)
66067	UBS AG – HSI R Bear CBBC Mar 2018 X	200,000,000	2017/11/29	2018/03/28	50.00
66121	UBS AG – HSI R Bear CBBC Mar 2018 Y	250,000,000	2017/11/29	2018/03/28	62.50
66168	UBS AG – HSI R Bear CBBC Mar 2018 Z	250,000,000	2017/11/29	2018/03/28	62.50
66164	UBS AG – HSI R Bear CBBC Apr 2018 F	250,000,000	2017/11/29	2018/04/27	77.50
66170	UBS AG – HSI R Bear CBBC Apr 2018 G	200,000,000	2017/11/29	2018/04/27	50.00
66261	UBS AG – HSI R Bear CBBC Apr 2018 H	250,000,000	2017/11/29	2018/04/27	62.50
66290	UBS AG – HSI R Bear CBBC Apr 2018 I	250,000,000	2017/11/29	2018/04/27	72.50
66359	UBS AG – HSI R Bear CBBC Apr 2018 J	200,000,000	2017/11/29	2018/04/27	50.00
66369	UBS AG – Tencent R Bull CBBC Apr 2018 N	40,000,000	2017/11/29	2018/04/16	10.00
66388	UBS AG – Tencent R Bear CBBC Jun 2018 B	40,000,000	2017/11/29	2018/06/11	17.80
67692	BNP Paribas Issuance B.V. – HSI R Bear CBBC Apr 2018 R	250,000,000	2017/11/30	2018/04/27	62.50
67694	BNP Paribas Issuance B.V. – HSI R Bear CBBC Apr 2018 S	250,000,000	2017/11/30	2018/04/27	62.50
67701	BNP Paribas Issuance B.V. – HSI R Bear CBBC Apr 2018 T	250,000,000	2017/11/30	2018/04/27	62.50
67705	BNP Paribas Issuance B.V. – HSI R Bear CBBC Apr 2018 U	250,000,000	2017/11/30	2018/04/27	62.50
67711	BNP Paribas Issuance B.V. – HSI R Bear CBBC Apr 2018 V	250,000,000	2017/11/30	2018/04/27	62.50
68244	Credit Suisse AG – AIA R Bear CBBC Apr 2018 A	50,000,000	2017/11/30	2018/04/13	12.50
68238	Credit Suisse AG – CC Bank R Bull CBBC Sep 2018 U	70,000,000	2017/11/30	2018/09/12	17.50
68291	Credit Suisse AG – Greatwall Motor R Bull CBBC Jul 2018 C	40,000,000	2017/11/30	2018/07/12	10.00
68192	Credit Suisse AG – HKEX R Bull CBBC Jun 2018 W	50,000,000	2017/11/30	2018/06/27	12.50
68204	Credit Suisse AG – HKEX R Bull CBBC Jun 2018 X	50,000,000	2017/11/30	2018/06/14	12.50
68229	Credit Suisse AG – HKEX R Bear CBBC Mar 2018 K	50,000,000	2017/11/30	2018/03/29	15.50
68185	Credit Suisse AG – HSBC R Bull CBBC Jul 2018 J	50,000,000	2017/11/30	2018/07/13	12.50
68165	Credit Suisse AG – HSI R Bull CBBC Nov 2018 P	200,000,000	2017/11/30	2018/11/29	50.00
68171	Credit Suisse AG – HSI R Bull CBBC Nov 2018 Q	200,000,000	2017/11/30	2018/11/29	50.00
68162	Credit Suisse AG – HSI R Bull CBBC Apr 2019 H	200,000,000	2017/11/30	2019/04/29	50.00
68246	Credit Suisse AG – HSI R Bull CBBC Apr 2019 I	200,000,000	2017/11/30	2019/04/29	50.00
68264	Credit Suisse AG – HSI R Bear CBBC Mar 2018 H	200,000,000	2017/11/30	2018/03/28	50.00
68278	Credit Suisse AG – HSI R Bear CBBC Mar 2018 I	200,000,000	2017/11/30	2018/03/28	50.00
68120	Credit Suisse AG – HSI R Bear CBBC Apr 2018 E	200,000,000	2017/11/30	2018/04/27	50.00
68428	Goldman Sachs SP (Asia) – China Life R Bull CBBC Dec 2018 B	80,000,000	2017/11/30	2018/12/18	20.00
67874	Goldman Sachs SP (Asia) – HKEX R Bull CBBC Jun 2018 T	80,000,000	2017/11/30	2018/06/25	20.00
68384	Goldman Sachs SP (Asia) – HKEX R Bull CBBC Oct 2018 H	80,000,000	2017/11/30	2018/10/18	20.00
68402	Goldman Sachs SP (Asia) – HKEX R Bull CBBC Oct 2018 I	80,000,000	2017/11/30	2018/10/19	20.00
68406	Goldman Sachs SP (Asia) – HKEX R Bear CBBC Oct 2018 B	80,000,000	2017/11/30	2018/10/19	20.00
67876	Goldman Sachs SP (Asia) – HSBC R Bull CBBC Sep 2018 L	80,000,000	2017/11/30	2018/09/18	20.00
67680	Goldman Sachs SP (Asia) – HSCEI R Bull CBBC Sep 2019 D	100,000,000	2017/11/30	2019/09/27	25.00
67678	Goldman Sachs SP (Asia) – HSCEI R Bear CBBC Mar 2018 G	100,000,000	2017/11/30	2018/03/28	25.00
67915	Goldman Sachs SP (Asia) – HSI R Bull CBBC Aug 2019 T	200,000,000	2017/11/30	2019/08/29	50.00
67916	Goldman Sachs SP (Asia) – HSI R Bull CBBC Aug 2019 U	200,000,000	2017/11/30	2019/08/29	50.00
67690	Goldman Sachs SP (Asia) – HSI R Bear CBBC Mar 2018 P	200,000,000	2017/11/30	2018/03/28	50.00
67691	Goldman Sachs SP (Asia) – HSI R Bear CBBC Mar 2018 R	200,000,000	2017/11/30	2018/03/28	50.00
68353	Goldman Sachs SP (Asia) – HSI R Bear CBBC Apr 2018 Q	200,000,000	2017/11/30	2018/04/27	50.00
68363	Goldman Sachs SP (Asia) – HSI R Bear CBBC Apr 2018 R	200,000,000	2017/11/30	2018/04/27	50.00
68372	Goldman Sachs SP (Asia) – Tencent R Bull CBBC Apr 2018 X	80,000,000	2017/11/30	2018/04/16	20.00
68377	Goldman Sachs SP (Asia) – Tencent R Bull CBBC Apr 2018 Y	80,000,000	2017/11/30	2018/04/17	20.00



# MAIN BOARD CALLABLE BULL/BEAR CONTRACTS

Code	Callable Bull/Bear Contracts	No. of issue (units)	Listing date	Expiry	Amount raised (HK\$ mil.)
68378	Goldman Sachs SP (Asia) – Tencent R Bear CBBC Apr 2018 Y	80,000,000	2017/11/30	2018/04/18	22.48
67810	HK Bank – AIA R Bull CBBC Jul 2018 J	80,000,000	2017/11/30	2018/07/16	20.00
67856	HK Bank – COVS R Bull CBBC Aug 2018 D	40,000,000	2017/11/30	2018/08/13	10.00
67851	HK Bank – HKEX R Bull CBBC Nov 2018 B	50,000,000	2017/11/30	2018/11/05	12.50
68042	HK Bank – HKEX R Bear CBBC Jun 2018 C	40,000,000	2017/11/30	2018/06/25	10.00
67718	HK Bank – HSCEI R Bull CBBC Jul 2018 F	60,000,000	2017/11/30	2018/07/30	15.00
67714	HK Bank – HSCEI R Bear CBBC Sep 2018 C	50,000,000	2017/11/30	2018/09/27	12.50
67857	HK Bank – HSI R Bull CBBC Aug 2018 L	100,000,000	2017/11/30	2018/08/30	25.00
67858	HK Bank – HSI R Bull CBBC Aug 2018 M	100,000,000	2017/11/30	2018/08/30	25.00
67754	HK Bank – HSI R Bear CBBC Apr 2018 G	100,000,000	2017/11/30	2018/04/27	25.00
67975	HK Bank – HSI R Bear CBBC Apr 2018 H	100,000,000	2017/11/30	2018/04/27	25.00
67719	HK Bank – HSI R Bear CBBC Apr 2018 P	100,000,000	2017/11/30	2018/04/27	25.00
67769	HK Bank – HSI R Bear CBBC Jul 2018 A	100,000,000	2017/11/30	2018/07/30	25.00
67767	HK Bank – HSI R Bear CBBC Jul 2018 Z	100,000,000	2017/11/30	2018/07/30	25.00
67778	HK Bank – HSI R Bear CBBC Aug 2018 U	100,000,000	2017/11/30	2018/08/30	25.00
67791	HK Bank – HSI R Bear CBBC Aug 2018 V	100,000,000	2017/11/30	2018/08/30	25.00
67808	HK Bank – Ping An R Bear CBBC Nov 2018 F	40,000,000	2017/11/30	2018/11/05	10.00
67800	HK Bank – Tencent R Bull CBBC Oct 2018 G	60,000,000	2017/11/30	2018/10/22	15.00
68012	HK Bank – Tencent R Bear CBBC Aug 2018 Q	50,000,000	2017/11/30	2018/08/20	12.50
68492	J P Morgan SP BV – CC Bank R Bull CBBC Sep 2018 G	150,000,000	2017/11/30	2018/09/21	37.50
68495	J P Morgan SP BV – CNOOC R Bull CBBC Mar 2018 B	100,000,000	2017/11/30	2018/03/16	25.00
68509	J P Morgan SP BV – HKEX R Bull CBBC Mar 2018 G	40,000,000	2017/11/30	2018/03/16	10.00
68511	J P Morgan SP BV – HKEX R Bull CBBC Mar 2018 H	40,000,000	2017/11/30	2018/03/16	10.00
68312	J P Morgan SP BV – HSI R Bull CBBC Nov 2018 T	200,000,000	2017/11/30	2018/11/29	50.00
68325	J P Morgan SP BV – HSI R Bull CBBC Nov 2018 W	200,000,000	2017/11/30	2018/11/29	50.00
68347	J P Morgan SP BV – HSI R Bull CBBC Nov 2018 Y	200,000,000	2017/11/30	2018/11/29	50.00
68333	J P Morgan SP BV – HSI R Bull CBBC Sep 2019 T	200,000,000	2017/11/30	2019/09/27	50.00
68301	J P Morgan SP BV – HSI R Bull CBBC Dec 2019 A	200,000,000	2017/11/30	2019/12/30	50.00
68292	J P Morgan SP BV – HSI R Bear CBBC Mar 2018 U	200,000,000	2017/11/30	2018/03/28	50.00
68484	J P Morgan SP BV – HSI R Bear CBBC Mar 2018 V	200,000,000	2017/11/30	2018/03/28	50.00
68487	J P Morgan SP BV – HSI R Bear CBBC Mar 2018 W	200,000,000	2017/11/30	2018/03/28	50.00
68461	J P Morgan SP BV – HSI R Bear CBBC Apr 2018 S	200,000,000	2017/11/30	2018/04/27	50.00
68470	J P Morgan SP BV – HSI R Bear CBBC Apr 2018 T	200,000,000	2017/11/30	2018/04/27	50.00
68506	J P Morgan SP BV – Tencent R Bull CBBC Mar 2018 W	60,000,000	2017/11/30	2018/03/16	18.90
68507	J P Morgan SP BV – Tencent R Bull CBBC Mar 2018 X	60,000,000	2017/11/30	2018/03/16	15.00
68508	J P Morgan SP BV – Tencent R Bear CBBC Mar 2018 T	40,000,000	2017/11/30	2018/03/16	10.00
68563	SG Issuer – HSI R Bull CBBC Oct 2019 M	200,000,000	2017/11/30	2019/10/30	50.00
68566	SG Issuer – HSI R Bull CBBC Dec 2019 D	200,000,000	2017/11/30	2019/12/30	50.00
68515	SG Issuer – HSI R Bear CBBC Mar 2018 D	200,000,000	2017/11/30	2018/03/28	50.00
68521	SG Issuer – HSI R Bear CBBC Apr 2018 V	200,000,000	2017/11/30	2018/04/27	50.00
68530	SG Issuer – HSI R Bear CBBC Jul 2018 L	200,000,000	2017/11/30	2018/07/30	50.00
68552	SG Issuer – HSI R Bear CBBC Jul 2018 M	200,000,000	2017/11/30	2018/07/30	50.00
68579	SG Issuer – PetroChina R Bull CBBC Oct 2018 C	40,000,000	2017/11/30	2018/10/19	10.00
67919	SG Issuer – Ping An R Bull CBBC Dec 2018 C	100,000,000	2017/11/30	2018/12/21	25.00
68590	SG Issuer – Ping An R Bear CBBC Oct 2018 B	100,000,000	2017/11/30	2018/10/12	25.00

# MAIN BOARD CALLABLE BULL/BEAR CONTRACTS

Code	Callable Bull/Bear Contracts	No. of issue (units)	Listing date	Expiry	Amount raised (HK\$ mil.)
67921	SG Issuer – Tencent R Bull CBBC Aug 2018 N	80,000,000	2017/11/30	2018/08/30	20.00
67974	SG Issuer – Tencent R Bull CBBC Sep 2018 L	80,000,000	2017/11/30	2018/09/27	31.20
68599	SG Issuer – Tencent R Bear CBBC Jun 2018 F	80,000,000	2017/11/30	2018/06/22	20.00
68605	SG Issuer – Tencent R Bear CBBC Jul 2018 E	80,000,000	2017/11/30	2018/07/30	20.00
68636	UBS AG – AAC Tech R Bull CBBC May 2018 A	40,000,000	2017/11/30	2018/05/14	10.00
68655	UBS AG – AAC Tech R Bull CBBC Jul 2018 A	40,000,000	2017/11/30	2018/07/16	10.00
68100	UBS AG – HSI R Bull CBBC Nov 2018 J	250,000,000	2017/11/30	2018/11/29	62.50
68095	UBS AG – HSI R Bull CBBC Apr 2019 W	200,000,000	2017/11/30	2019/04/29	50.00
68081	UBS AG – HSI R Bull CBBC Aug 2019 C	250,000,000	2017/11/30	2019/08/29	62.50
68087	UBS AG – HSI R Bull CBBC Aug 2019 D	250,000,000	2017/11/30	2019/08/29	62.50
68094	UBS AG – HSI R Bull CBBC Aug 2019 E	250,000,000	2017/11/30	2019/08/29	62.50
68116	UBS AG – HSI R Bull CBBC Aug 2019 F	200,000,000	2017/11/30	2019/08/29	50.00
68054	UBS AG – HSI R Bear CBBC Mar 2018 H	200,000,000	2017/11/30	2018/03/28	50.00
68055	UBS AG – HSI R Bear CBBC Mar 2018 I	250,000,000	2017/11/30	2018/03/28	62.50
68053	UBS AG – HSI R Bear CBBC Apr 2018 K	250,000,000	2017/11/30	2018/04/27	62.50
68064	UBS AG – HSI R Bear CBBC Apr 2018 L	200,000,000	2017/11/30	2018/04/27	50.00
68065	UBS AG – HSI R Bear CBBC Apr 2018 M	250,000,000	2017/11/30	2018/04/27	62.50
68609	UBS AG – HSI R Bear CBBC Apr 2018 N	250,000,000	2017/11/30	2018/04/27	62.50
68632	UBS AG – HSI R Bear CBBC Apr 2018 O	200,000,000	2017/11/30	2018/04/27	50.00
68066	UBS AG – HSI R Bear CBBC May 2018 D	200,000,000	2017/11/30	2018/05/30	50.00
68074	UBS AG – HSI R Bear CBBC May 2018 E	250,000,000	2017/11/30	2018/05/30	92.50
69003	Credit Suisse AG – HSI R Bull CBBC Apr 2019 J	200,000,000	2017/12/01	2019/04/29	50.00
68961	Credit Suisse AG – HSI R Bear CBBC Apr 2018 I	200,000,000	2017/12/01	2018/04/27	50.00
68969	Credit Suisse AG – Tencent R Bear CBBC Apr 2018 P	50,000,000	2017/12/01	2018/04/12	12.50
68934	Goldman Sachs SP (Asia) – China Mobile R Bull CBBC Oct 2018A	80,000,000	2017/12/01	2018/10/02	20.00
68951	Goldman Sachs SP (Asia) – China Mobile R Bull CBBC Oct 2018B	80,000,000	2017/12/01	2018/10/03	20.00
68917	Goldman Sachs SP (Asia) – HKEX R Bull CBBC Oct 2018 J	80,000,000	2017/12/01	2018/10/18	20.00
68930	Goldman Sachs SP (Asia) – HSBC R Bull CBBC Sep 2018 M	80,000,000	2017/12/01	2018/09/21	20.00
68765	Goldman Sachs SP (Asia) – HSI R Bull CBBC Aug 2019 V	200,000,000	2017/12/01	2019/08/29	50.00
68767	Goldman Sachs SP (Asia) – HSI R Bull CBBC Aug 2019 W	200,000,000	2017/12/01	2019/08/29	50.00
68884	Goldman Sachs SP (Asia) – Tencent R Bull CBBC Apr 2018 B	80,000,000	2017/12/01	2018/04/19	20.48
68878	Goldman Sachs SP (Asia) – Tencent R Bull CBBC Apr 2018 Z	80,000,000	2017/12/01	2018/04/18	20.00
68703	HK Bank – Galaxy Ent R Bear CBBC Oct 2018 A	40,000,000	2017/12/01	2018/10/22	10.00
68751	HK Bank – HKEX R Bull CBBC Oct 2018 H	50,000,000	2017/12/01	2018/10/22	12.50
68711	HK Bank – HKEX R Bear CBBC Jun 2018 D	40,000,000	2017/12/01	2018/06/19	14.00
68692	HK Bank – HSI R Bull CBBC Aug 2018 N	100,000,000	2017/12/01	2018/08/30	25.00
68696	HK Bank – HSI R Bull CBBC Aug 2018 O	150,000,000	2017/12/01	2018/08/30	37.50
68686	HK Bank – HSI R Bear CBBC Apr 2018 R	150,000,000	2017/12/01	2018/04/27	37.50
68758	HK Bank – Tencent R Bull CBBC Nov 2018 D	60,000,000	2017/12/01	2018/11/05	15.00
68759	HK Bank – Tencent R Bear CBBC Jul 2018 R	50,000,000	2017/12/01	2018/07/09	12.50
68820	J P Morgan SP BV – HSI R Bear CBBC Mar 2018 A	200,000,000	2017/12/01	2018/03/28	50.00
68789	J P Morgan SP BV – HSI R Bear CBBC Mar 2018 X	200,000,000	2017/12/01	2018/03/28	50.00
68793	J P Morgan SP BV – HSI R Bear CBBC Mar 2018 Y	200,000,000	2017/12/01	2018/03/28	50.00
68810	J P Morgan SP BV – HSI R Bear CBBC Mar 2018 Z	200,000,000	2017/12/01	2018/03/28	50.00
68829	J P Morgan SP BV – HSI R Bear CBBC Apr 2018 U	200,000,000	2017/12/01	2018/04/27	50.00

# MAIN BOARD CALLABLE BULL/BEAR CONTRACTS

Code	Callable Bull/Bear Contracts	No. of issue (units)	Listing date	Expiry	Amount raised (HK\$ mil.)
68834	J P Morgan SP BV – Tencent R Bull CBBC Apr 2018 I	60,000,000	2017/12/01	2018/04/20	15.00
68836	J P Morgan SP BV – Tencent R Bear CBBC Apr 2018 U	60,000,000	2017/12/01	2018/04/20	15.00
68788	Macquarie Bank Ltd. – Tencent R Bear CBBC Jun 2018 P	12,000,000	2017/12/01	2018/06/29	10.01
68672	SG Issuer – HKEX R Bull CBBC Dec 2018 A	50,000,000	2017/12/01	2018/12/12	12.50
68875	SG Issuer – HSI R Bull CBBC Oct 2019 N	200,000,000	2017/12/01	2019/10/30	50.00
68844	SG Issuer – HSI R Bear CBBC Mar 2018 G	200,000,000	2017/12/01	2018/03/28	50.00
68853	SG Issuer – HSI R Bear CBBC Jul 2018 N	200,000,000	2017/12/01	2018/07/30	50.00
68874	SG Issuer – HSI R Bear CBBC Sep 2018 A	200,000,000	2017/12/01	2018/09/27	50.00
68682	SG Issuer – Tencent R Bull CBBC Sep 2018 M	80,000,000	2017/12/01	2018/09/19	20.00
68785	UBS AG – HSI R Bull CBBC Aug 2019 G	250,000,000	2017/12/01	2019/08/29	62.50
68776	UBS AG – HSI R Bear CBBC Mar 2018 J	250,000,000	2017/12/01	2018/03/28	62.50
68784	UBS AG – HSI R Bear CBBC Mar 2018 K	200,000,000	2017/12/01	2018/03/28	50.00
69123	BNP Paribas Issuance B.V. – HSI R Bear CBBC Apr 2018 W	250,000,000	2017/12/04	2018/04/27	62.50
69093	BNP Paribas Issuance B.V. – Tencent R Bear CBBC Apr 2018 T	50,000,000	2017/12/04	2018/04/27	12.50
69096	BNP Paribas Issuance B.V. – Tencent R Bear CBBC Apr 2018 U	50,000,000	2017/12/04	2018/04/27	12.50
69127	Credit Suisse AG – HSI R Bull CBBC Apr 2019 K	200,000,000	2017/12/04	2019/04/29	50.00
69143	Credit Suisse AG – HSI R Bear CBBC Apr 2018 J	200,000,000	2017/12/04	2018/04/27	50.00
69130	Credit Suisse AG – Tencent R Bull CBBC Apr 2018 K	50,000,000	2017/12/04	2018/04/12	12.50
69070	Bank of East Asia – Tencent R Bull CBBC Sep 2018 N	40,000,000	2017/12/04	2018/09/28	10.00
69071	Bank of East Asia – Tencent R Bull CBBC Sep 2018 O	40,000,000	2017/12/04	2018/09/28	10.00
69052	Goldman Sachs SP (Asia) – HSI R Bull CBBC Aug 2019 X	200,000,000	2017/12/04	2019/08/29	50.00
69056	Goldman Sachs SP (Asia) – HSI R Bull CBBC Aug 2019 Y	200,000,000	2017/12/04	2019/08/29	50.00
69443	Goldman Sachs SP (Asia) – HSI R Bear CBBC Mar 2018 C	200,000,000	2017/12/04	2018/03/28	50.00
69485	Goldman Sachs SP (Asia) – Ping An R Bull CBBC Jul 2018 A	120,000,000	2017/12/04	2018/07/31	30.00
69068	Goldman Sachs SP (Asia) – Tencent R Bull CBBC Sep 2018 A	120,000,000	2017/12/04	2018/09/27	30.00
69478	Goldman Sachs SP (Asia) – Tencent R Bull CBBC Sep 2018 B	120,000,000	2017/12/04	2018/09/27	30.00
69456	Goldman Sachs SP (Asia) – Tencent R Bear CBBC Apr 2018 Z	120,000,000	2017/12/04	2018/04/27	31.68
69042	HK Bank – Galaxy Ent R Bull CBBC Aug 2018 C	80,000,000	2017/12/04	2018/08/13	20.00
69043	HK Bank – Great Wall Motor R Bull CBBC Aug 2018 B	40,000,000	2017/12/04	2018/08/13	10.00
69025	HK Bank – HKEX R Bull CBBC Nov 2018 C	50,000,000	2017/12/04	2018/11/19	12.50
69051	HK Bank – HSCEI R Bear CBBC Apr 2018 E	50,000,000	2017/12/04	2018/04/27	12.50
69048	HK Bank – HSI R Bear CBBC Apr 2018 T	100,000,000	2017/12/04	2018/04/27	25.00
69049	HK Bank – HSI R Bear CBBC Apr 2018 U	100,000,000	2017/12/04	2018/04/27	25.00
69010	HK Bank – Ping An R Bear CBBC Aug 2018 C	40,000,000	2017/12/04	2018/08/06	10.00
69024	HK Bank – Tencent R Bull CBBC Nov 2018 E	60,000,000	2017/12/04	2018/11/19	15.00
69237	J P Morgan SP BV – HKEX R Bull CBBC Apr 2018 D	40,000,000	2017/12/04	2018/04/20	10.00
69227	J P Morgan SP BV – HSI R Bull CBBC Dec 2018 B	200,000,000	2017/12/04	2018/12/28	50.00
69317	J P Morgan SP BV – HSI R Bear CBBC Mar 2018 B	200,000,000	2017/12/04	2018/03/28	50.00
69309	J P Morgan SP BV – HSI R Bear CBBC Mar 2018 I	200,000,000	2017/12/04	2018/03/28	50.00
69231	J P Morgan SP BV – Tencent R Bull CBBC Mar 2018 Y	60,000,000	2017/12/04	2018/03/16	15.00
69256	J P Morgan SP BV – Tencent R Bear CBBC Apr 2018 V	50,000,000	2017/12/04	2018/04/20	12.50
69075	SG Issuer – BYD Company R Bull CBBC Dec 2018 A	50,000,000	2017/12/04	2018/12/21	12.50
69080	SG Issuer – HSBC R Bull CBBC Jul 2018 D	100,000,000	2017/12/04	2018/07/10	25.00
69365	SG Issuer – HSI R Bull CBBC Nov 2019 N	200,000,000	2017/12/04	2019/11/28	50.00
69378	SG Issuer – HSI R Bull CBBC Dec 2019 E	200,000,000	2017/12/04	2019/12/30	50.00

# MAIN BOARD CALLABLE BULL/BEAR CONTRACTS

Code	Callable Bull/Bear Contracts	No. of issue (units)	Listing date	Expiry	Amount raised (HK\$ mil.)
69318	SG Issuer – HSI R Bear CBBC Apr 2018 W	200,000,000	2017/12/04	2018/04/27	50.00
69328	SG Issuer – HSI R Bear CBBC Jul 2018 O	200,000,000	2017/12/04	2018/07/30	50.00
69082	SG Issuer – Ping An R Bull CBBC Nov 2018 B	100,000,000	2017/12/04	2018/11/09	25.00
69427	SG Issuer – Tencent R Bull CBBC Aug 2018 O	80,000,000	2017/12/04	2018/08/02	20.00
69086	SG Issuer – Tencent R Bull CBBC Nov 2018 E	80,000,000	2017/12/04	2018/11/07	24.40
69004	SG Issuer – Tencent R Bear CBBC May 2018 C	80,000,000	2017/12/04	2018/05/30	20.00
69193	UBS AG – BYD Company R Bull CBBC Mar 2018 A	40,000,000	2017/12/04	2018/03/19	10.00
69145	UBS AG – HSI R Bull CBBC Sep 2019 C	250,000,000	2017/12/04	2019/09/27	62.50
69212	UBS AG – HSI R Bear CBBC Mar 2018 A	250,000,000	2017/12/04	2018/03/28	62.50
69208	UBS AG – HSI R Bear CBBC Mar 2018 R	250,000,000	2017/12/04	2018/03/28	62.50
69198	UBS AG – ICBC R Bull CBBC Nov 2018 A	100,000,000	2017/12/04	2018/11/12	25.00
69181	UBS AG – Tencent R Bull CBBC Jun 2018 F	40,000,000	2017/12/04	2018/06/11	10.00
69499	BNP Paribas Issuance B.V. – HSI R Bull CBBC Sep 2019 A	250,000,000	2017/12/05	2019/09/27	62.50
69506	BNP Paribas Issuance B.V. – HSI R Bull CBBC Sep 2019 B	250,000,000	2017/12/05	2019/09/27	62.50
69773	BNP Paribas Issuance B.V. – HSI R Bull CBBC Sep 2019 C	250,000,000	2017/12/05	2019/09/27	62.50
69759	BNP Paribas Issuance B.V. – HSI R Bear CBBC Apr 2018 X	250,000,000	2017/12/05	2018/04/27	62.50
69771	BNP Paribas Issuance B.V. – HSI R Bear CBBC Apr 2018 Y	250,000,000	2017/12/05	2018/04/27	62.50
69649	BNP Paribas Issuance B.V. – Ping An R Bull CBBC Aug 2018 T	200,000,000	2017/12/05	2018/08/30	50.00
69645	BNP Paribas Issuance B.V. – Tencent R Bull CBBC Sep 2018 V	50,000,000	2017/12/05	2018/09/27	12.50
69898	BNP Paribas Issuance B.V. – Tencent R Bull CBBC Sep 2018 W	50,000,000	2017/12/05	2018/09/27	12.50
69897	BNP Paribas Issuance B.V. – Tencent R Bear CBBC Apr 2018 C	50,000,000	2017/12/05	2018/04/27	12.50
69886	BNP Paribas Issuance B.V. – Tencent R Bear CBBC Apr 2018 X	50,000,000	2017/12/05	2018/04/27	12.50
69996	Credit Suisse AG – HSI R Bull CBBC Dec 2018 L	200,000,000	2017/12/05	2018/12/28	50.00
60000	Credit Suisse AG – HSI R Bull CBBC Mar 2019 A	200,000,000	2017/12/05	2019/03/28	50.00
60011	Credit Suisse AG – HSI R Bear CBBC Mar 2018 J	200,000,000	2017/12/05	2018/03/28	50.00
60003	Credit Suisse AG – HSI R Bear CBBC Apr 2018 K	200,000,000	2017/12/05	2018/04/27	50.00
60004	Credit Suisse AG – HSI R Bear CBBC Apr 2018 L	200,000,000	2017/12/05	2018/04/27	50.00
60015	Credit Suisse AG – ICBC R Bull CBBC Sep 2018 Q	70,000,000	2017/12/05	2018/09/07	17.50
60021	Credit Suisse AG – Ping An R Bull CBBC Oct 2018 T	100,000,000	2017/12/05	2018/10/24	25.00
60013	Credit Suisse AG – Tencent R Bull CBBC Apr 2018 L	50,000,000	2017/12/05	2018/04/11	12.50
60014	Credit Suisse AG – Tencent R Bull CBBC Apr 2018 M	50,000,000	2017/12/05	2018/04/18	12.50
69967	Bank of East Asia – HKEX R Bull CBBC Aug 2018 D	40,000,000	2017/12/05	2018/08/02	10.00
69669	Bank of East Asia – Ping An R Bull CBBC Aug 2018 M	16,000,000	2017/12/05	2018/08/02	10.40
69952	Bank of East Asia – Ping An R Bull CBBC Aug 2018 N	16,000,000	2017/12/05	2018/08/02	10.40
69670	Bank of East Asia – Tencent R Bull CBBC Aug 2018 N	40,000,000	2017/12/05	2018/08/02	10.00
69955	Bank of East Asia – Tencent R Bull CBBC Aug 2018 O	40,000,000	2017/12/05	2018/08/02	10.00
60243	Goldman Sachs SP (Asia) – HKEX R Bull CBBC Oct 2018 K	120,000,000	2017/12/05	2018/10/15	30.00
60256	Goldman Sachs SP (Asia) – HKEX R Bull CBBC Oct 2018 L	120,000,000	2017/12/05	2018/10/15	30.00
60257	Goldman Sachs SP (Asia) – HSCEI R Bull CBBC Aug 2019 A	200,000,000	2017/12/05	2019/08/29	50.00
69687	Goldman Sachs SP (Asia) – HSI R Bull CBBC Sep 2019 R	200,000,000	2017/12/05	2019/09/27	50.00
69985	Goldman Sachs SP (Asia) – HSI R Bear CBBC Mar 2018 S	200,000,000	2017/12/05	2018/03/28	50.20
69991	Goldman Sachs SP (Asia) – HSI R Bear CBBC Mar 2018 T	200,000,000	2017/12/05	2018/03/28	50.20
69757	Goldman Sachs SP (Asia) – Ping An R Bull CBBC Oct 2018 S	120,000,000	2017/12/05	2018/10/22	30.00
60235	Goldman Sachs SP (Asia) – Ping An R Bull CBBC Oct 2018 T	120,000,000	2017/12/05	2018/10/24	30.12
60236	Goldman Sachs SP (Asia) – Ping An R Bull CBBC Oct 2018 U	120,000,000	2017/12/05	2018/10/24	30.00

# MAIN BOARD CALLABLE BULL/BEAR CONTRACTS

Code	Callable Bull/Bear Contracts	No. of issue (units)	Listing date	Expiry	Amount raised (HK\$ mil.)
69756	Goldman Sachs SP (Asia) – Tencent R Bull CBBC Sep 2018 C	120,000,000	2017/12/05	2018/09/27	30.00
60227	Goldman Sachs SP (Asia) – Tencent R Bull CBBC Sep 2018 D	120,000,000	2017/12/05	2018/09/27	30.00
60232	Goldman Sachs SP (Asia) – Tencent R Bull CBBC Sep 2018 E	120,000,000	2017/12/05	2018/09/27	30.00
69810	HK Bank – BYD Company R Bull CBBC Sep 2018 A	50,000,000	2017/12/05	2018/09/03	12.50
69817	HK Bank – Country Garden R Bull CBBC Nov 2018 A	40,000,000	2017/12/05	2018/11/05	10.00
69805	HK Bank – CPIC R Bull CBBC Sep 2018 A	80,000,000	2017/12/05	2018/09/03	20.00
69806	HK Bank – CPIC R Bull CBBC Nov 2018 A	80,000,000	2017/12/05	2018/11/19	20.00
69884	HK Bank – HKEX R Bull CBBC Nov 2018 D	50,000,000	2017/12/05	2018/11/19	12.50
60040	HK Bank – HKEX R Bull CBBC Nov 2018 E	50,000,000	2017/12/05	2018/11/12	12.50
69885	HK Bank – HKEX R Bear CBBC Sep 2018 C	40,000,000	2017/12/05	2018/09/17	10.00
69844	HK Bank – HSCEI R Bear CBBC Apr 2018 F	50,000,000	2017/12/05	2018/04/27	12.50
60039	HK Bank – HSI R Bull CBBC Aug 2018 P	100,000,000	2017/12/05	2018/08/30	25.00
69827	HK Bank – HSI R Bear CBBC Apr 2018 V	100,000,000	2017/12/05	2018/04/27	25.00
69828	HK Bank – HSI R Bear CBBC Apr 2018 Y	150,000,000	2017/12/05	2018/04/27	37.50
60034	HK Bank – Tencent R Bull CBBC Aug 2018 A	60,000,000	2017/12/05	2018/08/13	15.00
60042	HK Bank – Tencent R Bull CBBC Oct 2018 H	60,000,000	2017/12/05	2018/10/29	15.00
69866	HK Bank – Tencent R Bull CBBC Nov 2018 F	60,000,000	2017/12/05	2018/11/19	15.00
60219	J P Morgan SP BV – CM Bank R Bull CBBC Oct 2018 B	150,000,000	2017/12/05	2018/10/19	37.50
60141	J P Morgan SP BV – HSI R Bull CBBC Sep 2019 B	200,000,000	2017/12/05	2019/09/27	50.00
60148	J P Morgan SP BV – HSI R Bear CBBC Mar 2018 D	200,000,000	2017/12/05	2018/03/28	50.00
60172	J P Morgan SP BV – HSI R Bear CBBC Mar 2018 F	200,000,000	2017/12/05	2018/03/28	50.00
60174	J P Morgan SP BV – HSI R Bear CBBC Mar 2018 J	200,000,000	2017/12/05	2018/03/28	50.00
60215	J P Morgan SP BV – Ping An R Bull CBBC May 2018 H	100,000,000	2017/12/05	2018/05/18	25.00
60190	J P Morgan SP BV – Tencent R Bull CBBC Mar 2018 F	60,000,000	2017/12/05	2018/03/16	15.00
60192	J P Morgan SP BV – Tencent R Bull CBBC Mar 2018 J	60,000,000	2017/12/05	2018/03/16	15.00
60143	J P Morgan SP BV – Tencent R Bull CBBC Mar 2018 Z	60,000,000	2017/12/05	2018/03/16	15.00
60184	J P Morgan SP BV – Tencent R Bull CBBC Apr 2018 J	60,000,000	2017/12/05	2018/04/20	15.00
60194	J P Morgan SP BV – Tencent R Bear CBBC Mar 2018 U	50,000,000	2017/12/05	2018/03/16	12.50
60204	J P Morgan SP BV – Tencent R Bear CBBC Mar 2018 V	50,000,000	2017/12/05	2018/03/16	12.50
69517	SG Issuer – HKEX R Bull CBBC Nov 2018 C	50,000,000	2017/12/05	2018/11/29	12.50
60116	SG Issuer – HSI R Bull CBBC Nov 2019 O	200,000,000	2017/12/05	2019/11/28	50.00
60125	SG Issuer – HSI R Bull CBBC Nov 2019 P	200,000,000	2017/12/05	2019/11/28	50.00
69566	SG Issuer – Ping An R Bull CBBC Jun 2018 E	100,000,000	2017/12/05	2018/06/14	25.00
69938	SG Issuer – Ping An R Bull CBBC Aug 2018 G	100,000,000	2017/12/05	2018/08/30	25.00
60130	SG Issuer – Tencent R Bull CBBC May 2018 C	80,000,000	2017/12/05	2018/05/08	20.00
69951	SG Issuer – Tencent R Bull CBBC Jul 2018 Q	80,000,000	2017/12/05	2018/07/04	20.00
69639	SG Issuer – Tencent R Bull CBBC Sep 2018 N	80,000,000	2017/12/05	2018/09/14	20.00
60049	UBS AG – HSI R Bull CBBC Dec 2018 Q	250,000,000	2017/12/05	2018/12/28	62.50
60068	UBS AG – HSI R Bull CBBC Dec 2018 R	200,000,000	2017/12/05	2018/12/28	50.00
60044	UBS AG – HSI R Bull CBBC Sep 2019 D	200,000,000	2017/12/05	2019/09/27	50.00
60051	UBS AG – HSI R Bear CBBC Mar 2018 B	200,000,000	2017/12/05	2018/03/28	50.00
60061	UBS AG – HSI R Bear CBBC Mar 2018 L	200,000,000	2017/12/05	2018/03/28	50.00
60054	UBS AG – HSI R Bear CBBC Apr 2018 Q	200,000,000	2017/12/05	2018/04/27	50.00
60088	UBS AG – Ping An R Bull CBBC Apr 2018 D	50,000,000	2017/12/05	2018/04/09	12.50
60105	UBS AG – Ping An R Bull CBBC Apr 2018 E	50,000,000	2017/12/05	2018/04/23	12.50



# MAIN BOARD CALLABLE BULL/BEAR CONTRACTS

Code	Callable Bull/Bear Contracts	No. of issue (units)	Listing date	Expiry	Amount raised (HK\$ mil.)
60069	UBS AG – Tencent R Bull CBBC Mar 2018 X	40,000,000	2017/12/05	2018/03/22	10.00
60080	UBS AG – Tencent R Bull CBBC Apr 2018 O	40,000,000	2017/12/05	2018/04/11	10.00
60343	BNP Paribas Issuance B.V. – HSI R Bear CBBC Apr 2018 Z	250,000,000	2017/12/06	2018/04/27	62.50
60515	Credit Suisse AG – HKEX R Bull CBBC Jun 2018 Y	50,000,000	2017/12/06	2018/06/13	12.50
60519	Credit Suisse AG – HSBC R Bull CBBC Sep 2018 F	100,000,000	2017/12/06	2018/09/14	25.00
60493	Credit Suisse AG – HSI R Bull CBBC Nov 2018 R	200,000,000	2017/12/06	2018/11/29	50.00
60507	Credit Suisse AG – HSI R Bear CBBC Mar 2018 K	200,000,000	2017/12/06	2018/03/28	50.00
60514	Credit Suisse AG – HSI R Bear CBBC Mar 2018 L	200,000,000	2017/12/06	2018/03/28	50.00
60503	Credit Suisse AG – Tencent R Bull CBBC Apr 2018 N	50,000,000	2017/12/06	2018/04/19	12.50
60433	Bank of East Asia – HKEX R Bull CBBC Oct 2018 A	40,000,000	2017/12/06	2018/10/02	10.00
60442	Bank of East Asia – HKEX R Bull CBBC Oct 2018 B	40,000,000	2017/12/06	2018/10/02	10.00
60430	Bank of East Asia – Tencent R Bull CBBC Oct 2018 A	40,000,000	2017/12/06	2018/10/02	10.00
60619	Goldman Sachs SP (Asia) – HSBC R Bull CBBC Sep 2018 N	120,000,000	2017/12/06	2018/09/14	30.00
60374	Goldman Sachs SP (Asia) – HSI R Bull CBBC Aug 2019 Z	200,000,000	2017/12/06	2019/08/29	50.00
60523	Goldman Sachs SP (Asia) – HSI R Bear CBBC Mar 2018 U	200,000,000	2017/12/06	2018/03/28	50.00
60520	Goldman Sachs SP (Asia) – HSI R Bear CBBC Apr 2018 S	200,000,000	2017/12/06	2018/04/27	50.00
60407	Goldman Sachs SP (Asia) – Ping An R Bull CBBC Oct 2018 V	120,000,000	2017/12/06	2018/10/24	30.12
60395	Goldman Sachs SP (Asia) – Tencent R Bull CBBC Apr 2018 C	120,000,000	2017/12/06	2018/04/16	30.00
60622	Goldman Sachs SP (Asia) – Tencent R Bull CBBC Sep 2018 F	120,000,000	2017/12/06	2018/09/18	30.00
60420	HK Bank – CPIC R Bull CBBC Sep 2018 B	80,000,000	2017/12/06	2018/09/10	20.00
60415	HK Bank – Geely Auto R Bull CBBC Sep 2018 I	40,000,000	2017/12/06	2018/09/03	10.00
60409	HK Bank – HKEX R Bull CBBC Oct 2018 I	50,000,000	2017/12/06	2018/10/08	12.50
60423	HK Bank – HSI R Bull CBBC Aug 2018 Q	100,000,000	2017/12/06	2018/08/30	25.00
60424	HK Bank – HSI R Bear CBBC Apr 2018 C	100,000,000	2017/12/06	2018/04/27	25.00
60411	HK Bank – Ping An R Bull CBBC Jun 2018 D	80,000,000	2017/12/06	2018/06/11	20.00
60408	HK Bank – Tencent R Bull CBBC Aug 2018 B	60,000,000	2017/12/06	2018/08/20	15.00
60295	Haitong Int'l Sec – COVS R Bull CBBC Aug 2018 A	40,000,000	2017/12/06	2018/08/06	10.00
60311	Haitong Int'l Sec – COVS R Bull CBBC Aug 2018 B	40,000,000	2017/12/06	2018/08/08	12.28
60312	Haitong Int'l Sec – CUni R Bull CBBC Aug 2018 A	60,000,000	2017/12/06	2018/08/08	15.00
60291	Haitong Int'l Sec – Evergrande R Bull CBBC Aug 2018 F	35,000,000	2017/12/06	2018/08/03	10.26
60331	Haitong Int'l Sec – Geely Auto R Bull CBBC Aug 2018 A	40,000,000	2017/12/06	2018/08/10	12.92
60315	Haitong Int'l Sec – Great Wall Motor R Bull CBBC Aug 2018 A	60,000,000	2017/12/06	2018/08/09	15.00
60325	Haitong Int'l Sec – Great Wall Motor R Bull CBBC Aug 2018 B	60,000,000	2017/12/06	2018/08/10	15.00
60283	Haitong Int'l Sec – Tencent R Bull CBBC Aug 2018 F	40,000,000	2017/12/06	2018/08/03	10.00
60341	Haitong Int'l Sec – Tencent R Bull CBBC Aug 2018 G	40,000,000	2017/12/06	2018/08/03	10.00
60609	J P Morgan SP BV – HKEX R Bull CBBC Apr 2018 E	40,000,000	2017/12/06	2018/04/20	10.00
60551	J P Morgan SP BV – HSI R Bull CBBC Mar 2019 A	200,000,000	2017/12/06	2019/03/28	50.00
60561	J P Morgan SP BV – HSI R Bull CBBC Apr 2019 B	200,000,000	2017/12/06	2019/04/29	50.00
60562	J P Morgan SP BV – HSI R Bear CBBC Mar 2018 K	200,000,000	2017/12/06	2018/03/28	50.00
60569	J P Morgan SP BV – HSI R Bear CBBC Apr 2018 V	200,000,000	2017/12/06	2018/04/27	50.00
60577	J P Morgan SP BV – Tencent R Bear CBBC Apr 2018 W	50,000,000	2017/12/06	2018/04/20	12.50
60588	J P Morgan SP BV – Tencent R Bear CBBC Apr 2018 X	50,000,000	2017/12/06	2018/04/20	12.50
60377	Macquarie Bank Ltd. – Tencent R Bull CBBC Jun 2018 K	13,100,000	2017/12/06	2018/06/29	10.01
60385	Macquarie Bank Ltd. – Tencent R Bull CBBC Jun 2018 L	12,000,000	2017/12/06	2018/06/29	10.10
60546	SG Issuer – HSI R Bull CBBC Nov 2019 Q	200,000,000	2017/12/06	2019/11/28	50.00



## MAIN BOARD CALLABLE BULL/BEAR CONTRACTS

Code	Callable Bull/Bear Contracts	No. of issue (units)	Listing date	Expiry	Amount raised (HK\$ mil.)
60533	SG Issuer – HSI R Bear CBBC Mar 2018 T	200,000,000	2017/12/06	2018/03/28	50.00
60356	SG Issuer – Ping An R Bull CBBC Oct 2018 I	100,000,000	2017/12/06	2018/10/30	25.00
60359	SG Issuer – Tencent R Bull CBBC Aug 2018 P	80,000,000	2017/12/06	2018/08/06	20.00
60445	UBS AG – HSI R Bull CBBC Dec 2018 U	200,000,000	2017/12/06	2018/12/28	50.00
60485	UBS AG – HSI R Bear CBBC Mar 2018 N	250,000,000	2017/12/06	2018/03/28	62.50
60473	UBS AG – HSI R Bear CBBC Apr 2018 R	250,000,000	2017/12/06	2018/04/27	62.50
60448	UBS AG – Tencent R Bull CBBC Apr 2018 P	40,000,000	2017/12/06	2018/04/09	10.00
60468	UBS AG – Tencent R Bull CBBC Apr 2018 Q	40,000,000	2017/12/06	2018/04/18	10.00
60635	BNP Paribas Issuance B.V. – CSOP A50 ETF R Bull CBBC Jun 18H	60,000,000	2017/12/07	2018/06/28	15.00
60629	BNP Paribas Issuance B.V. – HKEX R Bear CBBC Mar 2018 D	50,000,000	2017/12/07	2018/03/28	12.50
60632	BNP Paribas Issuance B.V. – HSBC R Bull CBBC Aug 2018 J	150,000,000	2017/12/07	2018/08/30	37.50
60625	BNP Paribas Issuance B.V. – HSCEI R Bull CBBC Aug 2018 H	100,000,000	2017/12/07	2018/08/30	25.00
60626	BNP Paribas Issuance B.V. – HSCEI R Bear CBBC Mar 2018 H	100,000,000	2017/12/07	2018/03/28	25.00
60627	BNP Paribas Issuance B.V. – HSCEI R Bear CBBC Mar 2018 I	100,000,000	2017/12/07	2018/03/28	25.00
60672	BNP Paribas Issuance B.V. – HSI R Bull CBBC Sep 2019 D	250,000,000	2017/12/07	2019/09/27	62.50
60681	BNP Paribas Issuance B.V. – HSI R Bull CBBC Sep 2019 E	250,000,000	2017/12/07	2019/09/27	62.50
60764	BNP Paribas Issuance B.V. – HSI R Bear CBBC Apr 2018 A	250,000,000	2017/12/07	2018/04/27	62.50
60765	BNP Paribas Issuance B.V. – HSI R Bear CBBC Apr 2018 C	250,000,000	2017/12/07	2018/04/27	62.50
61208	BNP Paribas Issuance B.V. – HSI R Bear CBBC Apr 2018 D	250,000,000	2017/12/07	2018/04/27	62.50
60630	BNP Paribas Issuance B.V. – Ping An R Bear CBBC Mar 2018 C	200,000,000	2017/12/07	2018/03/28	50.00
60942	Credit Suisse AG – CPIC R Bull CBBC Sep 2018 A	50,000,000	2017/12/07	2018/09/21	12.50
60919	Credit Suisse AG – HKEX R Bear CBBC Mar 2018 L	50,000,000	2017/12/07	2018/03/23	12.50
60943	Credit Suisse AG – HSCEI R Bear CBBC Apr 2018 F	100,000,000	2017/12/07	2018/04/27	25.00
60902	Credit Suisse AG – HSI R Bull CBBC Nov 2018 S	200,000,000	2017/12/07	2018/11/29	50.00
60938	Credit Suisse AG – HSI R Bull CBBC Nov 2018 T	200,000,000	2017/12/07	2018/11/29	50.00
60899	Credit Suisse AG – HSI R Bull CBBC Mar 2019 B	200,000,000	2017/12/07	2019/03/28	50.00
60908	Credit Suisse AG – HSI R Bull CBBC Mar 2019 C	200,000,000	2017/12/07	2019/03/28	50.00
60966	Credit Suisse AG – HSI R Bear CBBC Mar 2018 M	200,000,000	2017/12/07	2018/03/28	50.00
60954	Credit Suisse AG – HSI R Bear CBBC Apr 2018 M	200,000,000	2017/12/07	2018/04/27	50.00
60959	Credit Suisse AG – HSI R Bear CBBC Apr 2018 N	200,000,000	2017/12/07	2018/04/27	50.00
60968	Credit Suisse AG – HSI R Bear CBBC Apr 2018 O	200,000,000	2017/12/07	2018/04/27	50.00
60898	Credit Suisse AG – Ping An R Bull CBBC Jun 2018 D	100,000,000	2017/12/07	2018/06/08	25.00
60944	Credit Suisse AG – Ping An R Bear CBBC May 2018 G	50,000,000	2017/12/07	2018/05/31	12.50
60893	Credit Suisse AG – Tencent R Bull CBBC Apr 2018 O	50,000,000	2017/12/07	2018/04/25	12.50
60953	Credit Suisse AG – Tencent R Bear CBBC Apr 2018 Q	50,000,000	2017/12/07	2018/04/26	13.50
60703	Goldman Sachs SP (Asia) – China Life R Bull CBBC Aug 2018 A	120,000,000	2017/12/07	2018/08/08	30.00
61251	Goldman Sachs SP (Asia) – HSCEI R Bear CBBC Oct 2019 A	120,000,000	2017/12/07	2019/10/30	30.00
60705	Goldman Sachs SP (Asia) – HSI R Bull CBBC Aug 2019 A	200,000,000	2017/12/07	2019/08/29	50.00
60710	Goldman Sachs SP (Asia) – HSI R Bull CBBC Aug 2019 B	200,000,000	2017/12/07	2019/08/29	50.00
60712	Goldman Sachs SP (Asia) – HSI R Bull CBBC Aug 2019 C	200,000,000	2017/12/07	2019/08/29	50.00
61223	Goldman Sachs SP (Asia) – HSI R Bear CBBC Mar 2018 B	200,000,000	2017/12/07	2018/03/28	50.00
61213	Goldman Sachs SP (Asia) – HSI R Bear CBBC Mar 2018 V	200,000,000	2017/12/07	2018/03/28	50.00
61221	Goldman Sachs SP (Asia) – HSI R Bear CBBC Mar 2018 X	200,000,000	2017/12/07	2018/03/28	50.00
60701	Goldman Sachs SP (Asia) – Ping An R Bull CBBC Oct 2018 W	120,000,000	2017/12/07	2018/10/24	30.12
61249	Goldman Sachs SP (Asia) – Ping An R Bear CBBC Oct 2018 B	120,000,000	2017/12/07	2018/10/25	30.00

# MAIN BOARD CALLABLE BULL/BEAR CONTRACTS

Code	Callable Bull/Bear Contracts	No. of issue (units)	Listing date	Expiry	Amount raised (HK\$ mil.)
60682	Goldman Sachs SP (Asia) – Tencent R Bull CBBC Oct 2018 A	120,000,000	2017/12/07	2018/10/22	30.00
60696	Goldman Sachs SP (Asia) – Tencent R Bull CBBC Oct 2018 B	120,000,000	2017/12/07	2018/10/22	30.00
61235	Goldman Sachs SP (Asia) – Tencent R Bear CBBC Apr 2018 A	120,000,000	2017/12/07	2018/04/10	30.00
61245	Goldman Sachs SP (Asia) – Tencent R Bear CBBC Apr 2018 E	120,000,000	2017/12/07	2018/04/10	30.00
60719	HK Bank – AIA R Bear CBBC Jun 2018 C	40,000,000	2017/12/07	2018/06/19	10.00
60747	HK Bank – HKEX R Bear CBBC Jun 2018 E	40,000,000	2017/12/07	2018/06/11	10.00
60762	HK Bank – HSI R Bear CBBC Apr 2018 Z	100,000,000	2017/12/07	2018/04/27	25.00
60724	HK Bank – Ping An R Bull CBBC Aug 2018 I	80,000,000	2017/12/07	2018/08/06	20.00
60731	HK Bank – Tencent R Bull CBBC Nov 2018 G	60,000,000	2017/12/07	2018/11/05	15.00
60740	HK Bank – Tencent R Bear CBBC Aug 2018 R	50,000,000	2017/12/07	2018/08/13	12.50
61014	J P Morgan SP BV – CM Bank R Bull CBBC Nov 2018 A	150,000,000	2017/12/07	2018/11/16	37.50
61086	J P Morgan SP BV – HSCEI R Bear CBBC Apr 2018 H	100,000,000	2017/12/07	2018/04/27	25.00
60981	J P Morgan SP BV – HSI R Bull CBBC Apr 2019 C	200,000,000	2017/12/07	2019/04/29	50.00
60986	J P Morgan SP BV – HSI R Bull CBBC Apr 2019 D	200,000,000	2017/12/07	2019/04/29	50.00
60985	J P Morgan SP BV – HSI R Bull CBBC Sep 2019 H	200,000,000	2017/12/07	2019/09/27	50.00
61062	J P Morgan SP BV – HSI R Bear CBBC Apr 2018 W	200,000,000	2017/12/07	2018/04/27	50.00
61065	J P Morgan SP BV – HSI R Bear CBBC Apr 2018 X	200,000,000	2017/12/07	2018/04/27	50.00
61071	J P Morgan SP BV – HSI R Bear CBBC Apr 2018 Y	200,000,000	2017/12/07	2018/04/27	50.00
61081	J P Morgan SP BV – HSI R Bear CBBC Apr 2018 Z	200,000,000	2017/12/07	2018/04/27	50.00
60979	J P Morgan SP BV – Ping An R Bull CBBC Apr 2018 M	100,000,000	2017/12/07	2018/04/20	25.00
61001	J P Morgan SP BV – Tencent R Bull CBBC Mar 2018 R	50,000,000	2017/12/07	2018/03/16	12.50
60971	J P Morgan SP BV – Tencent R Bull CBBC Apr 2018 K	50,000,000	2017/12/07	2018/04/20	12.50
61008	J P Morgan SP BV – Tencent R Bear CBBC Mar 2018 W	50,000,000	2017/12/07	2018/03/16	12.50
61009	J P Morgan SP BV – Tencent R Bear CBBC Mar 2018 X	50,000,000	2017/12/07	2018/03/16	12.50
60778	Macquarie Bank Ltd. – HKEX R Bear CBBC Jul 2018 A	16,000,000	2017/12/07	2018/07/30	10.10
60801	Macquarie Bank Ltd. – HKEX R Bear CBBC Jul 2018 B	16,000,000	2017/12/07	2018/07/30	10.19
60775	Macquarie Bank Ltd. – Tencent R Bull CBBC Jun 2018 M	13,500,000	2017/12/07	2018/06/29	10.06
60777	Macquarie Bank Ltd. – Tencent R Bear CBBC Jun 2018 Q	12,500,000	2017/12/07	2018/06/29	10.38
60714	SG Issuer – HSI R Bull CBBC Oct 2019 O	200,000,000	2017/12/07	2019/10/30	50.00
61174	SG Issuer – HSI R Bull CBBC Oct 2019 P	200,000,000	2017/12/07	2019/10/30	50.00
61184	SG Issuer – HSI R Bull CBBC Oct 2019 Q	200,000,000	2017/12/07	2019/10/30	50.00
61191	SG Issuer – HSI R Bull CBBC Nov 2019 R	200,000,000	2017/12/07	2019/11/28	50.00
60774	SG Issuer – HSI R Bull CBBC Dec 2019 F	200,000,000	2017/12/07	2019/12/30	50.00
61102	SG Issuer – HSI R Bear CBBC Mar 2018 H	200,000,000	2017/12/07	2018/03/28	50.00
61103	SG Issuer – HSI R Bear CBBC Apr 2018 X	200,000,000	2017/12/07	2018/04/27	50.00
61108	SG Issuer – HSI R Bear CBBC Apr 2018 Y	200,000,000	2017/12/07	2018/04/27	50.00
61128	SG Issuer – HSI R Bear CBBC Jul 2018 P	200,000,000	2017/12/07	2018/07/30	50.00
61133	SG Issuer – HSI R Bear CBBC Jul 2018 Q	200,000,000	2017/12/07	2018/07/30	50.00
60646	SG Issuer – Ping An R Bull CBBC Aug 2018 H	100,000,000	2017/12/07	2018/08/08	25.00
60660	SG Issuer – Tencent R Bull CBBC Oct 2018 F	80,000,000	2017/12/07	2018/10/25	20.00
60665	SG Issuer – Tencent R Bull CBBC Dec 2018 A	80,000,000	2017/12/07	2018/12/14	20.00
60652	SG Issuer – Tencent R Bear CBBC Oct 2018 D	80,000,000	2017/12/07	2018/10/19	20.00
60844	UBS AG – AAC Tech R Bull CBBC Jul 2018 B	40,000,000	2017/12/07	2018/07/16	10.00
60840	UBS AG – BYD Company R Bull CBBC Jul 2018 C	40,000,000	2017/12/07	2018/07/23	10.00
60853	UBS AG – China Life R Bull CBBC May 2018 B	40,000,000	2017/12/07	2018/05/07	10.00

# MAIN BOARD CALLABLE BULL/BEAR CONTRACTS

Code	Callable Bull/Bear Contracts	No. of issue (units)	Listing date	Expiry	Amount raised (HK\$ mil.)
60833	UBS AG – HSBC R Bull CBBC Aug 2018 D	100,000,000	2017/12/07	2018/08/20	25.00
60804	UBS AG – HSI R Bull CBBC Nov 2018 X	250,000,000	2017/12/07	2018/11/29	62.50
60820	UBS AG – HSI R Bull CBBC Dec 2018 B	200,000,000	2017/12/07	2018/12/28	50.00
60815	UBS AG – HSI R Bull CBBC Apr 2019 X	200,000,000	2017/12/07	2019/04/29	50.00
60816	UBS AG – HSI R Bull CBBC Aug 2019 H	250,000,000	2017/12/07	2019/08/29	62.50
60864	UBS AG – HSI R Bear CBBC Mar 2018 S	200,000,000	2017/12/07	2018/03/28	50.00
60880	UBS AG – HSI R Bear CBBC Mar 2018 U	250,000,000	2017/12/07	2018/03/28	62.50
60872	UBS AG – HSI R Bear CBBC Apr 2018 S	200,000,000	2017/12/07	2018/04/27	50.00
60881	UBS AG – HSI R Bear CBBC Apr 2018 T	250,000,000	2017/12/07	2018/04/27	62.50
60832	UBS AG – Tencent R Bull CBBC Apr 2018 R	40,000,000	2017/12/07	2018/04/23	10.00
60821	UBS AG – Tencent R Bull CBBC Jun 2018 G	40,000,000	2017/12/07	2018/06/04	10.00
60824	UBS AG – Tencent R Bull CBBC Jun 2018 H	40,000,000	2017/12/07	2018/06/19	10.00
61252	BNP Paribas Issuance B.V. – HSI R Bull CBBC Sep 2019 F	250,000,000	2017/12/08	2019/09/27	62.50
61267	BNP Paribas Issuance B.V. – Tencent R Bull CBBC Sep 2018 X	50,000,000	2017/12/08	2018/09/27	12.50
61527	Credit Suisse AG – BYD Company R Bull CBBC May 2018 D	50,000,000	2017/12/08	2018/05/18	12.50
61526	Credit Suisse AG – Galaxy Ent R Bull CBBC Jun 2018 K	50,000,000	2017/12/08	2018/06/28	12.50
61543	Credit Suisse AG – HSCEI R Bear CBBC Mar 2018 A	100,000,000	2017/12/08	2018/03/28	25.00
61491	Credit Suisse AG – HSI R Bull CBBC Mar 2019 D	200,000,000	2017/12/08	2019/03/28	50.00
61533	Credit Suisse AG – HSI R Bull CBBC Mar 2019 E	200,000,000	2017/12/08	2019/03/28	50.00
61541	Credit Suisse AG – HSI R Bear CBBC Mar 2018 N	200,000,000	2017/12/08	2018/03/28	50.00
61539	Credit Suisse AG – HSI R Bear CBBC Apr 2018 P	200,000,000	2017/12/08	2018/04/27	50.00
61501	Credit Suisse AG – HSI R Bear CBBC Apr 2018 Q	200,000,000	2017/12/08	2018/04/27	50.00
61542	Credit Suisse AG – HSI R Bear CBBC Apr 2018 S	200,000,000	2017/12/08	2018/04/27	50.00
61530	Credit Suisse AG – Ping An R Bull CBBC Jun 2018 E	100,000,000	2017/12/08	2018/06/15	25.00
61511	Credit Suisse AG – Tencent R Bull CBBC Jul 2018 Y	50,000,000	2017/12/08	2018/07/05	12.50
61518	Credit Suisse AG – Tencent R Bull CBBC Jul 2018 Z	50,000,000	2017/12/08	2018/07/06	12.50
61521	Credit Suisse AG – Tencent R Bear CBBC Apr 2018 R	50,000,000	2017/12/08	2018/04/25	12.50
61452	Bank of East Asia – Ping An R Bull CBBC Aug 2018 O	16,000,000	2017/12/08	2018/08/15	10.40
61464	Bank of East Asia – Sunny Optical R Bull CBBC Oct 2018 A	40,000,000	2017/12/08	2018/10/03	10.00
61439	Bank of East Asia – Tencent R Bull CBBC Oct 2018 B	40,000,000	2017/12/08	2018/10/03	10.00
61450	Bank of East Asia – Tencent R Bull CBBC Oct 2018 C	40,000,000	2017/12/08	2018/10/03	10.00
61437	Goldman Sachs SP (Asia) – HKEX R Bull CBBC Jul 2018 D	120,000,000	2017/12/08	2018/07/30	30.36
61737	Goldman Sachs SP (Asia) – HSCEI R Bear CBBC Jul 2018 A	120,000,000	2017/12/08	2018/07/30	30.00
61705	Goldman Sachs SP (Asia) – HSI R Bull CBBC Aug 2019 I	200,000,000	2017/12/08	2019/08/29	50.00
61740	Goldman Sachs SP (Asia) – HSI R Bull CBBC Aug 2019 K	200,000,000	2017/12/08	2019/08/29	50.20
61720	Goldman Sachs SP (Asia) – HSI R Bear CBBC Apr 2018 T	200,000,000	2017/12/08	2018/04/27	50.20
61724	Goldman Sachs SP (Asia) – HSI R Bear CBBC Apr 2018 U	200,000,000	2017/12/08	2018/04/27	50.00
61725	Goldman Sachs SP (Asia) – HSI R Bear CBBC Apr 2018 V	200,000,000	2017/12/08	2018/04/27	50.00
61407	Goldman Sachs SP (Asia) – Ping An R Bull CBBC Oct 2018 X	120,000,000	2017/12/08	2018/10/24	30.36
61412	Goldman Sachs SP (Asia) – Ping An R Bull CBBC Oct 2018 Y	120,000,000	2017/12/08	2018/10/24	30.00
61429	Goldman Sachs SP (Asia) – Tencent R Bull CBBC Sep 2018 G	120,000,000	2017/12/08	2018/09/18	30.12
61298	Goldman Sachs SP (Asia) – Tencent R Bull CBBC Oct 2018 C	120,000,000	2017/12/08	2018/10/22	30.24
61302	Goldman Sachs SP (Asia) – Tencent R Bull CBBC Oct 2018 D	120,000,000	2017/12/08	2018/10/22	30.24
61307	Goldman Sachs SP (Asia) – Tencent R Bull CBBC Oct 2018 E	120,000,000	2017/12/08	2018/10/22	30.36
61735	Goldman Sachs SP (Asia) – Tencent R Bear CBBC Apr 2018 B	120,000,000	2017/12/08	2018/04/12	30.00

# MAIN BOARD CALLABLE BULL/BEAR CONTRACTS

Code	Callable Bull/Bear Contracts	No. of issue (units)	Listing date	Expiry	Amount raised (HK\$ mil.)
61736	Goldman Sachs SP (Asia) – Tencent R Bear CBBC Apr 2018 C	120,000,000	2017/12/08	2018/04/12	30.36
61354	HK Bank – China Life R Bear CBBC Sep 2018 A	40,000,000	2017/12/08	2018/09/03	10.00
61367	HK Bank – Galaxy Ent R Bull CBBC Aug 2018 D	80,000,000	2017/12/08	2018/08/06	20.00
61329	HK Bank – HSI R Bull CBBC Aug 2018 R	100,000,000	2017/12/08	2018/08/30	25.00
61330	HK Bank – HSI R Bear CBBC Apr 2018 D	100,000,000	2017/12/08	2018/04/27	25.00
61379	HK Bank – Ping An R Bear CBBC Oct 2018 F	40,000,000	2017/12/08	2018/10/08	10.00
61373	HK Bank – SUNAC R Bull CBBC Dec 2018 A	100,000,000	2017/12/08	2018/12/10	25.00
61262	HK Bank – Tencent R Bull CBBC Aug 2018 E	60,000,000	2017/12/08	2018/08/27	15.00
61259	HK Bank – Tencent R Bull CBBC Oct 2018 I	60,000,000	2017/12/08	2018/10/22	15.00
61349	HK Bank – Tencent R Bear CBBC Jul 2018 S	50,000,000	2017/12/08	2018/07/23	12.50
61662	J P Morgan SP BV – HSI R Bull CBBC Sep 2019 J	200,000,000	2017/12/08	2019/09/27	50.00
61696	J P Morgan SP BV – HSI R Bear CBBC Apr 2018 A	200,000,000	2017/12/08	2018/04/27	50.00
61732	J P Morgan SP BV – HSI R Bear CBBC May 2018 A	200,000,000	2017/12/08	2018/05/30	50.00
61733	J P Morgan SP BV – HSI R Bear CBBC May 2018 B	200,000,000	2017/12/08	2018/05/30	50.00
61699	J P Morgan SP BV – Ping An R Bull CBBC Apr 2018 N	150,000,000	2017/12/08	2018/04/20	37.50
61653	J P Morgan SP BV – Tencent R Bull CBBC Mar 2018 Q	50,000,000	2017/12/08	2018/03/16	12.50
61652	J P Morgan SP BV – Tencent R Bull CBBC Mar 2018 S	50,000,000	2017/12/08	2018/03/16	12.50
61728	J P Morgan SP BV – Tencent R Bear CBBC Mar 2018 Y	50,000,000	2017/12/08	2018/03/09	12.50
61730	J P Morgan SP BV – Tencent R Bear CBBC Mar 2018 Z	50,000,000	2017/12/08	2018/03/09	12.50
61729	J P Morgan SP BV – Tencent R Bear CBBC Apr 2018 Y	50,000,000	2017/12/08	2018/04/13	12.50
61731	J P Morgan SP BV – Tencent R Bear CBBC Apr 2018 Z	50,000,000	2017/12/08	2018/04/13	15.00
61702	Macquarie Bank Ltd. – Tencent R Bear CBBC Jun 2018 R	12,000,000	2017/12/08	2018/06/29	10.02
61381	SG Issuer – AIA R Bear CBBC Nov 2018 B	60,000,000	2017/12/08	2018/11/02	15.00
61582	SG Issuer – HSI R Bull CBBC Nov 2019 S	200,000,000	2017/12/08	2019/11/28	50.00
61651	SG Issuer – HSI R Bull CBBC Nov 2019 T	200,000,000	2017/12/08	2019/11/28	50.00
61546	SG Issuer – HSI R Bear CBBC Mar 2018 J	200,000,000	2017/12/08	2018/03/28	50.00
61550	SG Issuer – HSI R Bear CBBC Mar 2018 U	200,000,000	2017/12/08	2018/03/28	50.00
61554	SG Issuer – HSI R Bear CBBC Apr 2018 Z	200,000,000	2017/12/08	2018/04/27	50.00
61555	SG Issuer – HSI R Bear CBBC Jul 2018 R	200,000,000	2017/12/08	2018/07/30	50.00
61382	SG Issuer – Ping An R Bull CBBC Aug 2018 I	100,000,000	2017/12/08	2018/08/08	25.00
61270	SG Issuer – Ping An R Bull CBBC Oct 2018 J	100,000,000	2017/12/08	2018/10/11	25.00
61388	SG Issuer – Ping An R Bear CBBC Oct 2018 C	100,000,000	2017/12/08	2018/10/23	25.00
61544	SG Issuer – Tencent R Bull CBBC Jun 2018 R	80,000,000	2017/12/08	2018/06/27	20.00
61283	SG Issuer – Tencent R Bull CBBC Aug 2018 Q	80,000,000	2017/12/08	2018/08/06	20.00
61284	SG Issuer – Tencent R Bull CBBC Sep 2018 O	80,000,000	2017/12/08	2018/09/10	20.00
61294	SG Issuer – Tencent R Bull CBBC Nov 2018 F	80,000,000	2017/12/08	2018/11/20	20.00
61399	SG Issuer – Tencent R Bear CBBC Jun 2018 G	80,000,000	2017/12/08	2018/06/06	20.00
61281	SG Issuer – Tencent R Bear CBBC Jul 2018 F	80,000,000	2017/12/08	2018/07/30	20.00
61475	UBS AG – HSBC R Bull CBBC Jul 2018 F	100,000,000	2017/12/08	2018/07/03	25.00
61466	UBS AG – HSI R Bull CBBC Sep 2019 E	250,000,000	2017/12/08	2019/09/27	62.50
61468	UBS AG – HSI R Bear CBBC Mar 2018 W	250,000,000	2017/12/08	2018/03/28	62.50
61490	UBS AG – HSI R Bear CBBC Apr 2018 U	250,000,000	2017/12/08	2018/04/27	62.50
61469	UBS AG – Tencent R Bull CBBC Mar 2018 Y	40,000,000	2017/12/08	2018/03/26	10.00
61472	UBS AG – Tencent R Bull CBBC Mar 2018 Z	40,000,000	2017/12/08	2018/03/19	10.00
61487	UBS AG – Tencent R Bear CBBC Apr 2018 M	40,000,000	2017/12/08	2018/04/11	10.00

# MAIN BOARD CALLABLE BULL/BEAR CONTRACTS

Code	Callable Bull/Bear Contracts	No. of issue (units)	Listing date	Expiry	Amount raised (HK\$ mil.)
61489	UBS AG – Tencent R Bear CBBC Apr 2018 N	40,000,000	2017/12/08	2018/04/25	10.00
61309	Bank Vontobel – HSI R Bear CBBC May 2018 A	100,000,000	2017/12/08	2018/05/30	25.20
61312	Bank Vontobel – HSI R Bear CBBC May 2018 B	100,000,000	2017/12/08	2018/05/30	25.20
61326	Bank Vontobel – HSI R Bear CBBC May 2018 C	100,000,000	2017/12/08	2018/05/30	25.20
61742	BNP Paribas Issuance B.V. – HSI R Bull CBBC Sep 2019 G	250,000,000	2017/12/11	2019/09/27	62.50
61745	BNP Paribas Issuance B.V. – HSI R Bull CBBC Sep 2019 H	250,000,000	2017/12/11	2019/09/27	62.50
61758	BNP Paribas Issuance B.V. – HSI R Bull CBBC Sep 2019 I	250,000,000	2017/12/11	2019/09/27	62.50
61759	BNP Paribas Issuance B.V. – HSI R Bull CBBC Sep 2019 J	250,000,000	2017/12/11	2019/09/27	62.50
61792	BNP Paribas Issuance B.V. – Tencent R Bear CBBC Apr 2018 H	50,000,000	2017/12/11	2018/04/27	12.50
61761	BNP Paribas Issuance B.V. – Tencent R Bear CBBC Apr 2018 W	50,000,000	2017/12/11	2018/04/27	12.50
61999	Credit Suisse AG – HSI R Bull CBBC Nov 2018 U	200,000,000	2017/12/11	2018/11/29	50.00
62038	Credit Suisse AG – HSI R Bull CBBC Nov 2018 V	200,000,000	2017/12/11	2018/11/29	50.00
62049	Credit Suisse AG – HSI R Bull CBBC Mar 2019 F	200,000,000	2017/12/11	2019/03/28	50.00
61986	Credit Suisse AG – HSI R Bear CBBC Mar 2018 O	200,000,000	2017/12/11	2018/03/28	50.00
61997	Credit Suisse AG – HSI R Bear CBBC Mar 2018 P	200,000,000	2017/12/11	2018/03/28	50.00
62061	Credit Suisse AG – Ping An R Bull CBBC Jun 2018 F	100,000,000	2017/12/11	2018/06/22	25.00
62050	Credit Suisse AG – Tencent R Bull CBBC Apr 2018 P	50,000,000	2017/12/11	2018/04/12	12.50
62051	Credit Suisse AG – Tencent R Bull CBBC Jul 2018 A	50,000,000	2017/12/11	2018/07/11	12.50
62054	Credit Suisse AG – Tencent R Bear CBBC Apr 2018 S	50,000,000	2017/12/11	2018/04/18	16.50
62097	Bank of East Asia – Galaxy Ent R Bull CBBC Oct 2018 A	16,000,000	2017/12/11	2018/10/05	10.40
62086	Bank of East Asia – Ping An R Bull CBBC Aug 2018 P	16,000,000	2017/12/11	2018/08/02	10.40
62069	Bank of East Asia – Tencent R Bull CBBC Oct 2018 D	40,000,000	2017/12/11	2018/10/05	10.00
62081	Bank of East Asia – Tencent R Bull CBBC Oct 2018 E	40,000,000	2017/12/11	2018/10/05	10.00
62231	Goldman Sachs SP (Asia) – HSCEI R Bull CBBC Apr 2018 A	120,000,000	2017/12/11	2018/04/27	30.00
61960	Goldman Sachs SP (Asia) – HSI R Bull CBBC Aug 2019 L	200,000,000	2017/12/11	2019/08/29	50.20
61956	Goldman Sachs SP (Asia) – HSI R Bull CBBC Sep 2019 S	200,000,000	2017/12/11	2019/09/27	50.00
61958	Goldman Sachs SP (Asia) – HSI R Bull CBBC Sep 2019 T	200,000,000	2017/12/11	2019/09/27	50.00
62149	Goldman Sachs SP (Asia) – HSI R Bear CBBC Apr 2018 W	200,000,000	2017/12/11	2018/04/27	50.00
62152	Goldman Sachs SP (Asia) – HSI R Bear CBBC Apr 2018 X	200,000,000	2017/12/11	2018/04/27	50.00
62213	Goldman Sachs SP (Asia) – Ping An R Bull CBBC Jul 2018 B	120,000,000	2017/12/11	2018/07/31	30.00
61936	Goldman Sachs SP (Asia) – Ping An R Bull CBBC Aug 2018 E	120,000,000	2017/12/11	2018/08/08	30.00
62207	Goldman Sachs SP (Asia) – Tencent R Bull CBBC Apr 2018 J	120,000,000	2017/12/11	2018/04/10	30.12
61924	Goldman Sachs SP (Asia) – Tencent R Bull CBBC Apr 2018 M	120,000,000	2017/12/11	2018/04/27	30.00
61935	Goldman Sachs SP (Asia) – Tencent R Bull CBBC Apr 2018 N	120,000,000	2017/12/11	2018/04/27	30.00
62202	Goldman Sachs SP (Asia) – Tencent R Bull CBBC Apr 2018 O	120,000,000	2017/12/11	2018/04/10	30.00
62210	Goldman Sachs SP (Asia) – Tencent R Bull CBBC Apr 2018 P	120,000,000	2017/12/11	2018/04/10	30.00
61840	HK Bank – AAC Tech R Bull CBBC Sep 2018 B	40,000,000	2017/12/11	2018/09/28	10.00
61846	HK Bank – AIA R Bull CBBC Oct 2018 C	80,000,000	2017/12/11	2018/10/08	20.00
61870	HK Bank – Evergrande R Bull CBBC Dec 2018 B	100,000,000	2017/12/11	2018/12/17	25.00
61838	HK Bank – HSCEI R Bull CBBC Jul 2018 G	60,000,000	2017/12/11	2018/07/30	15.00
61825	HK Bank – HSCEI R Bull CBBC Oct 2018 A	60,000,000	2017/12/11	2018/10/30	15.00
61793	HK Bank – HSI R Bull CBBC Aug 2018 S	100,000,000	2017/12/11	2018/08/30	25.00
61794	HK Bank – HSI R Bear CBBC Apr 2018 E	150,000,000	2017/12/11	2018/04/27	37.50
61869	HK Bank – Ping An R Bull CBBC Oct 2018 C	80,000,000	2017/12/11	2018/10/22	20.00
61868	HK Bank – SUNAC R Bull CBBC Oct 2018 D	100,000,000	2017/12/11	2018/10/08	25.00



## MAIN BOARD CALLABLE BULL/BEAR CONTRACTS

Code	Callable Bull/Bear Contracts	No. of issue (units)	Listing date	Expiry	Amount raised (HK\$ mil.)
61867	HK Bank – Sunny Optical R Bull CBBC Oct 2018 A	40,000,000	2017/12/11	2018/10/08	10.00
61853	HK Bank – Tencent R Bull CBBC Oct 2018 J	60,000,000	2017/12/11	2018/10/08	15.00
61872	HK Bank – Tencent R Bull CBBC Nov 2018 H	60,000,000	2017/12/11	2018/11/19	15.00
62159	J P Morgan SP BV – HSI R Bull CBBC Dec 2018 I	200,000,000	2017/12/11	2018/12/28	50.00
62161	J P Morgan SP BV – HSI R Bull CBBC Dec 2018 O	200,000,000	2017/12/11	2018/12/28	50.00
62162	J P Morgan SP BV – HSI R Bull CBBC Apr 2019 E	200,000,000	2017/12/11	2019/04/29	50.00
62153	J P Morgan SP BV – HSI R Bear CBBC May 2018 C	200,000,000	2017/12/11	2018/05/30	50.00
62154	J P Morgan SP BV – HSI R Bear CBBC May 2018 D	200,000,000	2017/12/11	2018/05/30	50.00
62176	J P Morgan SP BV – HSI R Bear CBBC May 2018 E	200,000,000	2017/12/11	2018/05/30	50.00
62164	J P Morgan SP BV – Tencent R Bull CBBC Mar 2018 T	50,000,000	2017/12/11	2018/03/16	12.50
62182	J P Morgan SP BV – Tencent R Bull CBBC Apr 2018 L	50,000,000	2017/12/11	2018/04/13	12.50
62185	J P Morgan SP BV – Tencent R Bull CBBC Apr 2018 M	50,000,000	2017/12/11	2018/04/13	12.50
62190	J P Morgan SP BV – Tencent R Bear CBBC Apr 2018 C	50,000,000	2017/12/11	2018/04/13	12.50
61883	Macquarie Bank Ltd. – Tencent R Bull CBBC Jun 2018 N	13,400,000	2017/12/11	2018/06/29	10.02
61891	Macquarie Bank Ltd. – Tencent R Bull CBBC Jun 2018 O	12,000,000	2017/12/11	2018/06/29	10.02
61892	Macquarie Bank Ltd. – Tencent R Bear CBBC Jun 2018 S	10,700,000	2017/12/11	2018/06/29	10.04
61894	SG Issuer – HKEX R Bull CBBC Oct 2018 F	50,000,000	2017/12/11	2018/10/30	12.50
61897	SG Issuer – HKEX R Bull CBBC Dec 2018 B	50,000,000	2017/12/11	2018/12/28	12.50
61899	SG Issuer – HSBC R Bull CBBC Nov 2018 F	100,000,000	2017/12/11	2018/11/29	25.00
61979	SG Issuer – HSI R Bull CBBC Oct 2019 R	200,000,000	2017/12/11	2019/10/30	50.00
61981	SG Issuer – HSI R Bull CBBC Oct 2019 S	200,000,000	2017/12/11	2019/10/30	50.00
61985	SG Issuer – HSI R Bull CBBC Dec 2019 G	200,000,000	2017/12/11	2019/12/30	50.00
61966	SG Issuer – HSI R Bear CBBC Apr 2018 B	200,000,000	2017/12/11	2018/04/27	50.00
61968	SG Issuer – HSI R Bear CBBC Jul 2018 S	200,000,000	2017/12/11	2018/07/30	50.00
61900	SG Issuer – Ping An R Bull CBBC Nov 2018 C	100,000,000	2017/12/11	2018/11/29	25.00
61906	SG Issuer – Tencent R Bull CBBC Sep 2018 P	80,000,000	2017/12/11	2018/09/27	20.00
62120	UBS AG – HSI R Bull CBBC Aug 2018 E	200,000,000	2017/12/11	2018/08/30	50.00
62112	UBS AG – HSI R Bull CBBC Sep 2018 M	200,000,000	2017/12/11	2018/09/27	50.00
62125	UBS AG – HSI R Bull CBBC Nov 2018 A	250,000,000	2017/12/11	2018/11/29	62.50
62098	UBS AG – HSI R Bear CBBC Apr 2018 V	250,000,000	2017/12/11	2018/04/27	62.50
62108	UBS AG – HSI R Bear CBBC Apr 2018 W	250,000,000	2017/12/11	2018/04/27	62.50
62126	UBS AG – Tencent R Bull CBBC Mar 2018 E	40,000,000	2017/12/11	2018/03/14	10.00
62140	UBS AG – Tencent R Bull CBBC Mar 2018 F	40,000,000	2017/12/11	2018/03/29	10.00
62134	UBS AG – Tencent R Bull CBBC Mar 2018 G	40,000,000	2017/12/11	2018/03/21	10.00
62283	BNP Paribas Issuance B.V. – HSCEI R Bull CBBC Aug 2018 I	100,000,000	2017/12/12	2018/08/30	25.00
62286	BNP Paribas Issuance B.V. – HSI R Bear CBBC Apr 2018 E	250,000,000	2017/12/12	2018/04/27	62.50
62344	BNP Paribas Issuance B.V. – HSI R Bear CBBC Apr 2018 F	250,000,000	2017/12/12	2018/04/27	62.50
62349	BNP Paribas Issuance B.V. – HSI R Bear CBBC Apr 2018 G	250,000,000	2017/12/12	2018/04/27	62.50
62274	BNP Paribas Issuance B.V. – Tencent R Bear CBBC Apr 2018 I	50,000,000	2017/12/12	2018/04/27	12.50
62355	BNP Paribas Issuance B.V. – Tencent R Bear CBBC Apr 2018 Q	50,000,000	2017/12/12	2018/04/27	12.50
62411	Credit Suisse AG – CSOP A50 ETF R Bull CBBC Apr 2018 I	50,000,000	2017/12/12	2018/04/19	12.50
62370	Credit Suisse AG – HSI R Bull CBBC Nov 2018 W	200,000,000	2017/12/12	2018/11/29	50.00
62375	Credit Suisse AG – HSI R Bull CBBC Nov 2018 X	200,000,000	2017/12/12	2018/11/29	50.00
62412	Credit Suisse AG – HSI R Bull CBBC Nov 2018 Y	200,000,000	2017/12/12	2018/11/29	50.00
62374	Credit Suisse AG – HSI R Bull CBBC Mar 2019 G	200,000,000	2017/12/12	2019/03/28	50.00



# MAIN BOARD CALLABLE BULL/BEAR CONTRACTS

Code	Callable Bull/Bear Contracts	No. of issue (units)	Listing date	Expiry	Amount raised (HK\$ mil.)
62396	Credit Suisse AG – HSI R Bear CBBC Mar 2018 Q	200,000,000	2017/12/12	2018/03/28	50.00
62393	Credit Suisse AG – HSI R Bear CBBC Apr 2018 T	200,000,000	2017/12/12	2018/04/27	50.00
62408	Credit Suisse AG – HSI R Bear CBBC Apr 2018 U	200,000,000	2017/12/12	2018/04/27	50.00
62381	Credit Suisse AG – Ping An R Bull CBBC Jun 2018 G	100,000,000	2017/12/12	2018/06/21	25.00
62389	Credit Suisse AG – Tencent R Bull CBBC Apr 2018 Q	50,000,000	2017/12/12	2018/04/11	12.50
62376	Credit Suisse AG – Tencent R Bear CBBC Apr 2018 T	50,000,000	2017/12/12	2018/04/11	12.50
62501	Bank of East Asia – HKEX R Bull CBBC Sep 2018 I	40,000,000	2017/12/12	2018/09/28	10.00
62508	Bank of East Asia – Ping An R Bear CBBC Sep 2018 A	40,000,000	2017/12/12	2018/09/28	10.00
62483	Bank of East Asia – Tencent R Bull CBBC Sep 2018 P	40,000,000	2017/12/12	2018/09/28	10.00
62515	Bank of East Asia – Tencent R Bull CBBC Sep 2018 Q	40,000,000	2017/12/12	2018/09/28	10.00
62484	Bank of East Asia – Tencent R Bear CBBC Sep 2018 E	25,000,000	2017/12/12	2018/09/28	10.25
62489	Bank of East Asia – Tencent R Bear CBBC Sep 2018 F	30,000,000	2017/12/12	2018/09/28	10.20
62670	Goldman Sachs SP (Asia) – China Mobile R Bull CBBC Oct 2018C	120,000,000	2017/12/12	2018/10/15	30.00
62672	Goldman Sachs SP (Asia) – China Mobile R Bull CBBC Oct 2018D	120,000,000	2017/12/12	2018/10/15	30.00
62589	Goldman Sachs SP (Asia) – CSOP A50 ETF R Bull CBBC Apr 2018C	120,000,000	2017/12/12	2018/04/23	30.00
62338	Goldman Sachs SP (Asia) – HKEX R Bull CBBC Oct 2018 M	120,000,000	2017/12/12	2018/10/15	30.12
62590	Goldman Sachs SP (Asia) – HKEX R Bear CBBC Oct 2018 C	120,000,000	2017/12/12	2018/10/22	30.12
62599	Goldman Sachs SP (Asia) – HKEX R Bear CBBC Oct 2018 D	120,000,000	2017/12/12	2018/10/22	30.00
62526	Goldman Sachs SP (Asia) – HSI R Bull CBBC Sep 2019 U	200,000,000	2017/12/12	2019/09/27	50.00
62548	Goldman Sachs SP (Asia) – HSI R Bear CBBC Mar 2018 D	200,000,000	2017/12/12	2018/03/28	50.00
62556	Goldman Sachs SP (Asia) – HSI R Bear CBBC Mar 2018 I	200,000,000	2017/12/12	2018/03/28	50.00
62586	Goldman Sachs SP (Asia) – Ping An R Bull CBBC Oct 2018 Z	120,000,000	2017/12/12	2018/10/22	30.00
62272	Goldman Sachs SP (Asia) – Tencent R Bull CBBC Apr 2018 Q	120,000,000	2017/12/12	2018/04/20	30.00
62561	Goldman Sachs SP (Asia) – Tencent R Bear CBBC Apr 2018 G	120,000,000	2017/12/12	2018/04/18	30.12
62557	Goldman Sachs SP (Asia) – Tencent R Bear CBBC Apr 2018 I	120,000,000	2017/12/12	2018/04/18	30.00
62287	HK Bank – BOC HK R Bull CBBC Nov 2018 A	80,000,000	2017/12/12	2018/11/05	20.00
62312	HK Bank – Country Garden R Bull CBBC Nov 2018 B	40,000,000	2017/12/12	2018/11/19	10.00
62298	HK Bank – CNOOC R Bull CBBC Nov 2018 A	50,000,000	2017/12/12	2018/11/05	12.50
62300	HK Bank – HSI R Bull CBBC Aug 2018 T	150,000,000	2017/12/12	2018/08/30	37.50
62301	HK Bank – HSI R Bear CBBC Apr 2018 F	100,000,000	2017/12/12	2018/04/27	25.00
62309	HK Bank – Tencent R Bull CBBC Nov 2018 I	60,000,000	2017/12/12	2018/11/19	15.00
62640	J P Morgan SP BV – HSI R Bull CBBC Dec 2018 D	200,000,000	2017/12/12	2018/12/28	50.00
62603	J P Morgan SP BV – HSI R Bull CBBC Sep 2019 N	200,000,000	2017/12/12	2019/09/27	50.00
62660	J P Morgan SP BV – HSI R Bear CBBC May 2018 F	200,000,000	2017/12/12	2018/05/30	50.00
62665	J P Morgan SP BV – HSI R Bear CBBC May 2018 G	200,000,000	2017/12/12	2018/05/30	50.00
62638	J P Morgan SP BV – Tencent R Bull CBBC Apr 2018 N	50,000,000	2017/12/12	2018/04/13	12.50
62641	J P Morgan SP BV – Tencent R Bull CBBC Apr 2018 O	50,000,000	2017/12/12	2018/04/13	12.50
62658	J P Morgan SP BV – Tencent R Bull CBBC May 2018 A	50,000,000	2017/12/12	2018/05/11	15.00
62646	J P Morgan SP BV – Tencent R Bear CBBC Apr 2018 A	50,000,000	2017/12/12	2018/04/13	12.50
62647	J P Morgan SP BV – Tencent R Bear CBBC Apr 2018 D	50,000,000	2017/12/12	2018/04/20	12.50
62653	J P Morgan SP BV – Tencent R Bear CBBC Jun 2018 I	50,000,000	2017/12/12	2018/06/08	12.50
62415	Macquarie Bank Ltd. – Tencent R Bear CBBC Jun 2018 T	13,000,000	2017/12/12	2018/06/29	10.04
62318	SG Issuer – CSOP A50 ETF R Bull CBBC Sep 2018 D	40,000,000	2017/12/12	2018/09/27	10.00
62326	SG Issuer – Galaxy Ent R Bull CBBC Nov 2018 A	80,000,000	2017/12/12	2018/11/13	20.00
62466	SG Issuer – HSI R Bull CBBC Oct 2019 T	200,000,000	2017/12/12	2019/10/30	50.00

# MAIN BOARD CALLABLE BULL/BEAR CONTRACTS

Code	Callable Bull/Bear Contracts	No. of issue (units)	Listing date	Expiry	Amount raised (HK\$ mil.)
62481	SG Issuer – HSI R Bull CBBC Nov 2019 U	200,000,000	2017/12/12	2019/11/28	50.00
62450	SG Issuer – HSI R Bear CBBC Apr 2018 C	200,000,000	2017/12/12	2018/04/27	50.00
62451	SG Issuer – HSI R Bear CBBC Jul 2018 T	200,000,000	2017/12/12	2018/07/30	50.00
62459	SG Issuer – HSI R Bear CBBC Jul 2018 U	200,000,000	2017/12/12	2018/07/30	50.00
62314	SG Issuer – Ping An R Bull CBBC Dec 2018 D	100,000,000	2017/12/12	2018/12/19	25.00
62253	SG Issuer – Tencent R Bull CBBC Sep 2018 Q	80,000,000	2017/12/12	2018/09/20	20.00
62421	UBS AG – CSOP A50 ETF R Bull CBBC Apr 2018 C	40,000,000	2017/12/12	2018/04/09	10.00
62425	UBS AG – CSOP A50 ETF R Bull CBBC Jun 2018 A	40,000,000	2017/12/12	2018/06/04	10.00
62416	UBS AG – HSI R Bull CBBC Dec 2018 H	250,000,000	2017/12/12	2018/12/28	62.50
62417	UBS AG – HSI R Bull CBBC Apr 2019 Y	200,000,000	2017/12/12	2019/04/29	50.00
62435	UBS AG – HSI R Bear CBBC Apr 2018 X	200,000,000	2017/12/12	2018/04/27	50.00
62437	UBS AG – HSI R Bear CBBC Apr 2018 Y	200,000,000	2017/12/12	2018/04/27	50.00
62449	UBS AG – HSI R Bear CBBC May 2018 F	250,000,000	2017/12/12	2018/05/30	62.50
62418	UBS AG – Ping An R Bull CBBC Apr 2018 F	50,000,000	2017/12/12	2018/04/30	12.50
62419	UBS AG – Ping An R Bull CBBC Apr 2018 G	50,000,000	2017/12/12	2018/04/23	12.50
62426	UBS AG – Tencent R Bull CBBC May 2018 E	40,000,000	2017/12/12	2018/05/10	10.00
62432	UBS AG – Tencent R Bear CBBC Apr 2018 O	40,000,000	2017/12/12	2018/04/13	10.00
62427	UBS AG – Tencent R Bear CBBC Jun 2018 C	40,000,000	2017/12/12	2018/06/25	10.00
62674	BNP Paribas Issuance B.V. – HSI R Bull CBBC Sep 2019 K	250,000,000	2017/12/13	2019/09/27	62.50
62683	BNP Paribas Issuance B.V. – HSI R Bull CBBC Sep 2019 L	250,000,000	2017/12/13	2019/09/27	62.50
62700	BNP Paribas Issuance B.V. – HSI R Bull CBBC Sep 2019 M	250,000,000	2017/12/13	2019/09/27	62.50
62716	BNP Paribas Issuance B.V. – HSI R Bull CBBC Sep 2019 N	250,000,000	2017/12/13	2019/09/27	62.50
62722	BNP Paribas Issuance B.V. – HSI R Bull CBBC Sep 2019 O	250,000,000	2017/12/13	2019/09/27	62.50
62952	BNP Paribas Issuance B.V. – HSI R Bull CBBC Sep 2019 P	250,000,000	2017/12/13	2019/09/27	62.50
63068	BNP Paribas Issuance B.V. – HSI R Bear CBBC May 2018 A	250,000,000	2017/12/13	2018/05/30	62.50
63076	BNP Paribas Issuance B.V. – HSI R Bear CBBC May 2018 B	250,000,000	2017/12/13	2018/05/30	62.50
63078	BNP Paribas Issuance B.V. – HSI R Bear CBBC May 2018 C	250,000,000	2017/12/13	2018/05/30	62.50
63080	BNP Paribas Issuance B.V. – HSI R Bear CBBC May 2018 D	250,000,000	2017/12/13	2018/05/30	62.50
63081	BNP Paribas Issuance B.V. – HSI R Bear CBBC May 2018 E	250,000,000	2017/12/13	2018/05/30	62.50
63083	BNP Paribas Issuance B.V. – HSI R Bear CBBC May 2018 F	250,000,000	2017/12/13	2018/05/30	62.50
62818	BNP Paribas Issuance B.V. – Tencent R Bear CBBC Apr 2018 A	50,000,000	2017/12/13	2018/04/27	12.50
63156	Credit Suisse AG – AIA R Bear CBBC Apr 2018 B	50,000,000	2017/12/13	2018/04/12	12.50
63197	Credit Suisse AG – BYD Company R Bull CBBC May 2018 E	50,000,000	2017/12/13	2018/05/17	12.50
63212	Credit Suisse AG – BYD Company R Bull CBBC May 2018 F	50,000,000	2017/12/13	2018/05/11	12.50
63168	Credit Suisse AG – Geely Auto R Bear CBBC Nov 2018 B	100,000,000	2017/12/13	2018/11/09	25.00
63155	Credit Suisse AG – HKEX R Bear CBBC Mar 2018 M	50,000,000	2017/12/13	2018/03/29	12.50
63227	Credit Suisse AG – HSCEI R Bear CBBC Mar 2018 B	100,000,000	2017/12/13	2018/03/28	25.00
63231	Credit Suisse AG – HSCEI R Bear CBBC Mar 2018 C	100,000,000	2017/12/13	2018/03/28	25.00
63242	Credit Suisse AG – HSI R Bull CBBC Dec 2018 M	200,000,000	2017/12/13	2018/12/28	50.00
63265	Credit Suisse AG – HSI R Bull CBBC Dec 2018 N	200,000,000	2017/12/13	2018/12/28	50.00
63232	Credit Suisse AG – HSI R Bull CBBC Mar 2019 H	200,000,000	2017/12/13	2019/03/28	50.00
63250	Credit Suisse AG – HSI R Bull CBBC Mar 2019 I	200,000,000	2017/12/13	2019/03/28	50.00
63254	Credit Suisse AG – HSI R Bull CBBC Mar 2019 J	200,000,000	2017/12/13	2019/03/28	50.00
63218	Credit Suisse AG – HSI R Bear CBBC Mar 2018 R	200,000,000	2017/12/13	2018/03/28	50.00
63220	Credit Suisse AG – HSI R Bear CBBC Mar 2018 S	200,000,000	2017/12/13	2018/03/28	50.00

# MAIN BOARD CALLABLE BULL/BEAR CONTRACTS

Code	Callable Bull/Bear Contracts	No. of issue (units)	Listing date	Expiry	Amount raised (HK\$ mil.)
63215	Credit Suisse AG – HSI R Bear CBBC May 2018 C	200,000,000	2017/12/13	2018/05/30	50.00
63216	Credit Suisse AG – HSI R Bear CBBC May 2018 D	200,000,000	2017/12/13	2018/05/30	50.00
63219	Credit Suisse AG – HSI R Bear CBBC May 2018 E	200,000,000	2017/12/13	2018/05/30	50.00
63177	Credit Suisse AG – Ping An R Bull CBBC Jun 2018 H	100,000,000	2017/12/13	2018/06/14	25.00
63185	Credit Suisse AG – Ping An R Bear CBBC May 2018 H	50,000,000	2017/12/13	2018/05/16	12.50
63147	Credit Suisse AG – Tencent R Bull CBBC Apr 2018 R	50,000,000	2017/12/13	2018/04/18	12.50
63251	Credit Suisse AG – Tencent R Bull CBBC Apr 2018 S	50,000,000	2017/12/13	2018/04/19	12.50
63150	Credit Suisse AG – Tencent R Bull CBBC Jun 2018 A	50,000,000	2017/12/13	2018/06/13	14.00
63152	Credit Suisse AG – Tencent R Bear CBBC Jun 2018 I	50,000,000	2017/12/13	2018/06/15	12.50
62793	Goldman Sachs SP (Asia) – China Life R Bull CBBC May 2018 G	120,000,000	2017/12/13	2018/05/31	30.48
62977	Goldman Sachs SP (Asia) – HKEX R Bull CBBC Sep 2018 A	120,000,000	2017/12/13	2018/09/17	30.24
62792	Goldman Sachs SP (Asia) – HKEX R Bull CBBC Oct 2018 N	120,000,000	2017/12/13	2018/10/22	30.36
62979	Goldman Sachs SP (Asia) – HKEX R Bull CBBC Oct 2018 O	120,000,000	2017/12/13	2018/10/22	30.12
63302	Goldman Sachs SP (Asia) – HKEX R Bear CBBC Oct 2018 E	120,000,000	2017/12/13	2018/10/22	30.36
62790	Goldman Sachs SP (Asia) – HSBC R Bull CBBC Sep 2018 O	120,000,000	2017/12/13	2018/09/17	31.08
63300	Goldman Sachs SP (Asia) – HSBC R Bear CBBC Aug 2018 A	120,000,000	2017/12/13	2018/08/30	30.60
62801	Goldman Sachs SP (Asia) – HSI R Bull CBBC Aug 2019 Q	200,000,000	2017/12/13	2019/08/29	50.80
62989	Goldman Sachs SP (Asia) – HSI R Bull CBBC Aug 2019 R	200,000,000	2017/12/13	2019/08/29	50.20
62799	Goldman Sachs SP (Asia) – HSI R Bull CBBC Sep 2019 V	200,000,000	2017/12/13	2019/09/27	50.40
62805	Goldman Sachs SP (Asia) – HSI R Bull CBBC Sep 2019 W	200,000,000	2017/12/13	2019/09/27	50.40
62980	Goldman Sachs SP (Asia) – HSI R Bull CBBC Sep 2019 X	200,000,000	2017/12/13	2019/09/27	50.00
63008	Goldman Sachs SP (Asia) – HSI R Bear CBBC Mar 2018 E	200,000,000	2017/12/13	2018/03/28	51.00
63010	Goldman Sachs SP (Asia) – HSI R Bear CBBC Mar 2018 H	200,000,000	2017/12/13	2018/03/28	50.60
63014	Goldman Sachs SP (Asia) – HSI R Bear CBBC Mar 2018 K	200,000,000	2017/12/13	2018/03/28	50.80
63002	Goldman Sachs SP (Asia) – HSI R Bear CBBC Mar 2018 W	200,000,000	2017/12/13	2018/03/28	50.00
63004	Goldman Sachs SP (Asia) – HSI R Bear CBBC Mar 2018 Z	200,000,000	2017/12/13	2018/03/28	50.40
62999	Goldman Sachs SP (Asia) – Ping An R Bull CBBC Oct 2018 K	120,000,000	2017/12/13	2018/10/18	30.36
62777	Goldman Sachs SP (Asia) – Tencent R Bull CBBC Apr 2018 R	120,000,000	2017/12/13	2018/04/18	30.00
62788	Goldman Sachs SP (Asia) – Tencent R Bull CBBC Apr 2018 S	120,000,000	2017/12/13	2018/04/18	30.48
62962	Goldman Sachs SP (Asia) – Tencent R Bull CBBC Apr 2018 T	120,000,000	2017/12/13	2018/04/10	30.24
62965	Goldman Sachs SP (Asia) – Tencent R Bull CBBC Apr 2018 U	120,000,000	2017/12/13	2018/04/10	30.00
63298	Goldman Sachs SP (Asia) – Tencent R Bear CBBC Apr 2018 D	120,000,000	2017/12/13	2018/04/16	30.12
63297	Goldman Sachs SP (Asia) – Tencent R Bear CBBC Apr 2018 K	120,000,000	2017/12/13	2018/04/16	30.00
62875	HK Bank – BYD Company R Bull CBBC Nov 2018 B	50,000,000	2017/12/13	2018/11/26	12.50
62844	HK Bank – Geely Auto R Bear CBBC Sep 2018 F	40,000,000	2017/12/13	2018/09/10	14.00
62874	HK Bank – HKEX R Bear CBBC Jul 2018 I	40,000,000	2017/12/13	2018/07/16	10.00
62838	HK Bank – HSCEI R Bull CBBC Nov 2018 A	60,000,000	2017/12/13	2018/11/29	15.00
62831	HK Bank – HSCEI R Bear CBBC Apr 2018 G	50,000,000	2017/12/13	2018/04/27	12.50
62828	HK Bank – HSI R Bull CBBC Aug 2018 U	150,000,000	2017/12/13	2018/08/30	37.50
62995	HK Bank – HSI R Bear CBBC Apr 2018 I	150,000,000	2017/12/13	2018/04/27	37.50
62992	HK Bank – HSI R Bear CBBC Apr 2018 X	100,000,000	2017/12/13	2018/04/27	25.00
62872	HK Bank – Tencent R Bull CBBC Sep 2018 L	60,000,000	2017/12/13	2018/09/03	15.00
62849	HK Bank – Tencent R Bear CBBC Sep 2018 H	50,000,000	2017/12/13	2018/09/03	17.50
63337	J P Morgan SP BV – BYD Company R Bull CBBC Apr 2018 D	80,000,000	2017/12/13	2018/04/13	20.00
63109	J P Morgan SP BV – China Life R Bull CBBC Dec 2018 E	300,000,000	2017/12/13	2018/12/14	75.00

## MAIN BOARD CALLABLE BULL/BEAR CONTRACTS

Code	Callable Bull/Bear Contracts	No. of issue (units)	Listing date	Expiry	Amount raised (HK\$ mil.)
63311	J P Morgan SP BV – Geely Auto R Bull CBBC Jan 2019 A	300,000,000	2017/12/13	2019/01/18	75.00
63110	J P Morgan SP BV – HKEX R Bull CBBC Mar 2018 I	40,000,000	2017/12/13	2018/03/16	10.00
63142	J P Morgan SP BV – HKEX R Bull CBBC Apr 2018 F	40,000,000	2017/12/13	2018/04/13	10.00
63307	J P Morgan SP BV – HKEX R Bear CBBC Mar 2018 C	40,000,000	2017/12/13	2018/03/16	10.00
63266	J P Morgan SP BV – HSCEI R Bear CBBC Apr 2018 I	100,000,000	2017/12/13	2018/04/27	25.00
63122	J P Morgan SP BV – HSI R Bull CBBC Dec 2018 Q	200,000,000	2017/12/13	2018/12/28	50.00
63125	J P Morgan SP BV – HSI R Bull CBBC Apr 2019 F	200,000,000	2017/12/13	2019/04/29	50.00
63117	J P Morgan SP BV – HSI R Bull CBBC Sep 2019 O	200,000,000	2017/12/13	2019/09/27	50.00
63128	J P Morgan SP BV – HSI R Bull CBBC Sep 2019 P	200,000,000	2017/12/13	2019/09/27	50.00
63324	J P Morgan SP BV – HSI R Bear CBBC May 2018 H	200,000,000	2017/12/13	2018/05/30	50.00
63326	J P Morgan SP BV – HSI R Bear CBBC May 2018 I	200,000,000	2017/12/13	2018/05/30	50.00
63327	J P Morgan SP BV – HSI R Bear CBBC May 2018 J	200,000,000	2017/12/13	2018/05/30	50.00
63329	J P Morgan SP BV – HSI R Bear CBBC May 2018 K	200,000,000	2017/12/13	2018/05/30	50.00
63331	J P Morgan SP BV – HSI R Bear CBBC May 2018 L	200,000,000	2017/12/13	2018/05/30	50.00
63332	J P Morgan SP BV – HSI R Bear CBBC May 2018 M	200,000,000	2017/12/13	2018/05/30	50.00
63112	J P Morgan SP BV – Tencent R Bull CBBC Apr 2018 P	50,000,000	2017/12/13	2018/04/13	12.50
63138	J P Morgan SP BV – Tencent R Bull CBBC Apr 2018 Q	50,000,000	2017/12/13	2018/04/13	12.50
63304	J P Morgan SP BV – Tencent R Bear CBBC Mar 2018 A	50,000,000	2017/12/13	2018/03/16	12.50
63305	J P Morgan SP BV – Tencent R Bear CBBC Apr 2018 B	50,000,000	2017/12/13	2018/04/13	12.50
62957	Macquarie Bank Ltd. – HSI R Bear CBBC Jun 2018 R	40,000,000	2017/12/13	2018/06/28	10.00
62960	Macquarie Bank Ltd. – HSI R Bear CBBC Jun 2018 S	40,000,000	2017/12/13	2018/06/28	10.00
62961	Macquarie Bank Ltd. – HSI R Bear CBBC Jun 2018 T	40,000,000	2017/12/13	2018/06/28	10.00
62934	Macquarie Bank Ltd. – Tencent R Bull CBBC Jul 2018 A	13,000,000	2017/12/13	2018/07/31	10.05
62945	Macquarie Bank Ltd. – Tencent R Bear CBBC Jul 2018 A	12,000,000	2017/12/13	2018/07/31	10.33
62951	Macquarie Bank Ltd. – Tencent R Bear CBBC Jul 2018 B	10,000,000	2017/12/13	2018/07/31	10.39
62909	SG Issuer – CC Bank R Bull CBBC Aug 2018 M	100,000,000	2017/12/13	2018/08/13	25.00
62922	SG Issuer – China Life R Bull CBBC Aug 2018 B	40,000,000	2017/12/13	2018/08/08	10.00
62923	SG Issuer – China Life R Bear CBBC Nov 2018 A	40,000,000	2017/12/13	2018/11/30	10.40
62725	SG Issuer – HSI R Bull CBBC Sep 2019 F	200,000,000	2017/12/13	2019/09/27	50.00
62954	SG Issuer – HSI R Bull CBBC Sep 2019 G	200,000,000	2017/12/13	2019/09/27	50.00
62727	SG Issuer – HSI R Bull CBBC Oct 2019 U	200,000,000	2017/12/13	2019/10/30	50.00
63291	SG Issuer – HSI R Bull CBBC Oct 2019 V	200,000,000	2017/12/13	2019/10/30	50.00
63294	SG Issuer – HSI R Bull CBBC Nov 2019 V	200,000,000	2017/12/13	2019/11/28	50.00
63296	SG Issuer – HSI R Bull CBBC Nov 2019 W	200,000,000	2017/12/13	2019/11/28	50.00
63269	SG Issuer – HSI R Bear CBBC Mar 2018 C	200,000,000	2017/12/13	2018/03/28	50.00
63270	SG Issuer – HSI R Bear CBBC Mar 2018 K	200,000,000	2017/12/13	2018/03/28	50.00
63272	SG Issuer – HSI R Bear CBBC Mar 2018 O	200,000,000	2017/12/13	2018/03/28	50.00
63275	SG Issuer – HSI R Bear CBBC Mar 2018 Q	200,000,000	2017/12/13	2018/03/28	50.00
63281	SG Issuer – HSI R Bear CBBC Apr 2018 D	200,000,000	2017/12/13	2018/04/27	50.00
63282	SG Issuer – HSI R Bear CBBC Apr 2018 E	200,000,000	2017/12/13	2018/04/27	50.00
63283	SG Issuer – HSI R Bear CBBC Apr 2018 F	200,000,000	2017/12/13	2018/04/27	50.00
63285	SG Issuer – HSI R Bear CBBC Jul 2018 V	200,000,000	2017/12/13	2018/07/30	50.00
62927	SG Issuer – Ping An R Bull CBBC Nov 2018 D	100,000,000	2017/12/13	2018/11/26	25.00
62750	SG Issuer – Ping An R Bull CBBC Dec 2018 E	100,000,000	2017/12/13	2018/12/28	25.00
62752	SG Issuer – Tencent R Bull CBBC Jun 2018 S	80,000,000	2017/12/13	2018/06/25	20.00

# MAIN BOARD CALLABLE BULL/BEAR CONTRACTS

Code	Callable Bull/Bear Contracts	No. of issue (units)	Listing date	Expiry	Amount raised (HK\$ mil.)
62767	SG Issuer – Tencent R Bull CBBC Sep 2018 R	80,000,000	2017/12/13	2018/09/14	20.00
62929	SG Issuer – Tencent R Bull CBBC Nov 2018 G	80,000,000	2017/12/13	2018/11/14	20.00
62773	SG Issuer – Tencent R Bull CBBC Dec 2018 B	80,000,000	2017/12/13	2018/12/18	23.20
62754	SG Issuer – Tencent R Bear CBBC Jun 2018 H	80,000,000	2017/12/13	2018/06/28	20.00
63021	UBS AG – HSI R Bull CBBC Nov 2018 B	200,000,000	2017/12/13	2018/11/29	50.00
63029	UBS AG – HSI R Bull CBBC Dec 2018 L	250,000,000	2017/12/13	2018/12/28	62.50
63044	UBS AG – HSI R Bull CBBC Dec 2018 M	250,000,000	2017/12/13	2018/12/28	62.50
63057	UBS AG – HSI R Bull CBBC Dec 2018 N	250,000,000	2017/12/13	2018/12/28	62.50
63064	UBS AG – HSI R Bull CBBC Dec 2018 P	250,000,000	2017/12/13	2018/12/28	62.50
63065	UBS AG – HSI R Bull CBBC Apr 2019 A	200,000,000	2017/12/13	2019/04/29	52.00
63058	UBS AG – HSI R Bull CBBC Apr 2019 Z	250,000,000	2017/12/13	2019/04/29	62.50
63018	UBS AG – HSI R Bull CBBC Aug 2019 I	250,000,000	2017/12/13	2019/08/29	62.50
63035	UBS AG – HSI R Bull CBBC Aug 2019 J	200,000,000	2017/12/13	2019/08/29	50.00
63049	UBS AG – HSI R Bull CBBC Aug 2019 K	200,000,000	2017/12/13	2019/08/29	50.00
63045	UBS AG – HSI R Bull CBBC Sep 2019 F	200,000,000	2017/12/13	2019/09/27	50.00
63055	UBS AG – HSI R Bull CBBC Sep 2019 G	200,000,000	2017/12/13	2019/09/27	50.00
63091	UBS AG – HSI R Bear CBBC Apr 2018 P	250,000,000	2017/12/13	2018/04/27	62.50
63090	UBS AG – HSI R Bear CBBC Apr 2018 Z	200,000,000	2017/12/13	2018/04/27	50.00
63092	UBS AG – HSI R Bear CBBC May 2018 G	200,000,000	2017/12/13	2018/05/30	50.00
63095	UBS AG – HSI R Bear CBBC May 2018 H	200,000,000	2017/12/13	2018/05/30	50.00
63103	UBS AG – HSI R Bear CBBC May 2018 I	250,000,000	2017/12/13	2018/05/30	62.50
63037	UBS AG – Tencent R Bull CBBC Mar 2018 I	40,000,000	2017/12/13	2018/03/22	10.00
63043	UBS AG – Tencent R Bull CBBC Apr 2018 S	40,000,000	2017/12/13	2018/04/23	10.00
63036	UBS AG – Tencent R Bull CBBC May 2018 F	40,000,000	2017/12/13	2018/05/24	10.00
63089	UBS AG – Tencent R Bear CBBC Jun 2018 D	40,000,000	2017/12/13	2018/06/04	10.00
62816	Bank Vontobel – HSI R Bull CBBC May 2018 A	100,000,000	2017/12/13	2018/05/30	25.20
62806	Bank Vontobel – HSI R Bear CBBC Apr 2018 C	100,000,000	2017/12/13	2018/04/27	25.20
62808	Bank Vontobel – HSI R Bear CBBC Apr 2018 D	100,000,000	2017/12/13	2018/04/27	25.20
62809	Bank Vontobel – HSI R Bear CBBC Apr 2018 E	100,000,000	2017/12/13	2018/04/27	25.00
63348	BNP Paribas Issuance B.V. – HSCEI R Bear CBBC Mar 2018 J	100,000,000	2017/12/14	2018/03/28	25.00
63351	BNP Paribas Issuance B.V. – HSCEI R Bear CBBC Mar 2018 K	100,000,000	2017/12/14	2018/03/28	25.00
63362	BNP Paribas Issuance B.V. – HSCEI R Bear CBBC Mar 2018 L	100,000,000	2017/12/14	2018/03/28	25.00
63342	BNP Paribas Issuance B.V. – HSI R Bull CBBC Sep 2019 Q	250,000,000	2017/12/14	2019/09/27	62.50
63341	BNP Paribas Issuance B.V. – Ping An R Bull CBBC Aug 2018 U	200,000,000	2017/12/14	2018/08/30	50.00
63338	BNP Paribas Issuance B.V. – Tencent R Bear CBBC Apr 2018 F	50,000,000	2017/12/14	2018/04/27	12.50
63553	Credit Suisse AG – HKEX R Bear CBBC Mar 2018 N	50,000,000	2017/12/14	2018/03/21	12.50
63575	Credit Suisse AG – HSCEI R Bear CBBC Apr 2018 G	100,000,000	2017/12/14	2018/04/27	25.00
63568	Credit Suisse AG – HSI R Bull CBBC Dec 2018 O	200,000,000	2017/12/14	2018/12/28	50.00
63543	Credit Suisse AG – HSI R Bear CBBC Mar 2018 T	200,000,000	2017/12/14	2018/03/28	50.00
63545	Credit Suisse AG – HSI R Bear CBBC Mar 2018 U	200,000,000	2017/12/14	2018/03/28	50.00
63548	Credit Suisse AG – HSI R Bear CBBC Mar 2018 V	200,000,000	2017/12/14	2018/03/28	50.00
63537	Credit Suisse AG – HSI R Bear CBBC Apr 2018 V	200,000,000	2017/12/14	2018/04/27	50.00
63544	Credit Suisse AG – HSI R Bear CBBC May 2018 F	200,000,000	2017/12/14	2018/05/30	50.00
63562	Credit Suisse AG – ICBC R Bull CBBC Sep 2018 R	70,000,000	2017/12/14	2018/09/28	17.50
63561	Credit Suisse AG – Tencent R Bear CBBC Jun 2018 J	50,000,000	2017/12/14	2018/06/14	12.50



# MAIN BOARD CALLABLE BULL/BEAR CONTRACTS

Code	Callable Bull/Bear Contracts	No. of issue (units)	Listing date	Expiry	Amount raised (HK\$ mil.)
63460	Bank of East Asia – China Mobile R Bull CBBC Aug 2018 E	60,000,000	2017/12/14	2018/08/15	15.00
63456	Bank of East Asia – CC Bank R Bull CBBC Oct 2018 A	60,000,000	2017/12/14	2018/10/08	15.00
63454	Bank of East Asia – Geely Auto R Bull CBBC Oct 2018 A	40,000,000	2017/12/14	2018/10/08	10.00
63459	Bank of East Asia – Ping An R Bull CBBC Aug 2018 Q	16,000,000	2017/12/14	2018/08/15	10.40
63446	Bank of East Asia – Tencent R Bull CBBC Oct 2018 F	40,000,000	2017/12/14	2018/10/08	10.00
63453	Bank of East Asia – Tencent R Bull CBBC Oct 2018 G	40,000,000	2017/12/14	2018/10/08	10.00
63744	Goldman Sachs SP (Asia) – China Life R Bull CBBC May 2018 H	120,000,000	2017/12/14	2018/05/31	30.24
63741	Goldman Sachs SP (Asia) – HKEX R Bull CBBC Jun 2018 U	120,000,000	2017/12/14	2018/06/25	30.00
63492	Goldman Sachs SP (Asia) – HSCEI R Bear CBBC May 2018 A	120,000,000	2017/12/14	2018/05/30	30.12
63497	Goldman Sachs SP (Asia) – HSCEI R Bear CBBC Aug 2018 A	120,000,000	2017/12/14	2018/08/30	30.12
63490	Goldman Sachs SP (Asia) – HSI R Bull CBBC Oct 2019 A	200,000,000	2017/12/14	2019/10/30	50.20
63491	Goldman Sachs SP (Asia) – HSI R Bull CBBC Oct 2019 B	200,000,000	2017/12/14	2019/10/30	50.20
63372	Goldman Sachs SP (Asia) – HSI R Bear CBBC Mar 2018 L	200,000,000	2017/12/14	2018/03/28	50.00
63380	Goldman Sachs SP (Asia) – HSI R Bear CBBC Mar 2018 M	200,000,000	2017/12/14	2018/03/28	50.00
63382	Goldman Sachs SP (Asia) – HSI R Bear CBBC Mar 2018 N	200,000,000	2017/12/14	2018/03/28	50.00
63743	Goldman Sachs SP (Asia) – Ping An R Bull CBBC Oct 2018 L	120,000,000	2017/12/14	2018/10/18	30.12
63729	Goldman Sachs SP (Asia) – Tencent R Bull CBBC Sep 2018 H	120,000,000	2017/12/14	2018/09/18	30.00
63730	Goldman Sachs SP (Asia) – Tencent R Bull CBBC Sep 2018 I	120,000,000	2017/12/14	2018/09/18	30.24
63739	Goldman Sachs SP (Asia) – Tencent R Bull CBBC Sep 2018 J	120,000,000	2017/12/14	2018/09/18	30.24
63385	HK Bank – AIA R Bear CBBC Sep 2018 A	40,000,000	2017/12/14	2018/09/17	10.00
63386	HK Bank – Country Garden R Bull CBBC Nov 2018 C	40,000,000	2017/12/14	2018/11/26	14.00
63394	HK Bank – Evergrande R Bull CBBC Jan 2019 A	100,000,000	2017/12/14	2019/01/28	25.00
63395	HK Bank – HKEX R Bull CBBC Oct 2018 J	50,000,000	2017/12/14	2018/10/15	12.50
63403	HK Bank – HKEX R Bear CBBC Jun 2018 F	40,000,000	2017/12/14	2018/06/19	10.00
63370	HK Bank – HSCEI R Bear CBBC Apr 2018 H	50,000,000	2017/12/14	2018/04/27	12.50
63367	HK Bank – HSI R Bull CBBC Jul 2018 Z	100,000,000	2017/12/14	2018/07/30	25.00
63364	HK Bank – HSI R Bear CBBC Apr 2018 B	100,000,000	2017/12/14	2018/04/27	25.00
63363	HK Bank – HSI R Bear CBBC Apr 2018 J	100,000,000	2017/12/14	2018/04/27	25.00
63464	HK Bank – Ping An R Bull CBBC Oct 2018 D	80,000,000	2017/12/14	2018/10/29	20.00
63388	HK Bank – SUNAC R Bull CBBC Dec 2018 B	100,000,000	2017/12/14	2018/12/17	25.00
63399	HK Bank – Tencent R Bull CBBC Sep 2018 M	60,000,000	2017/12/14	2018/09/24	15.00
63401	HK Bank – Tencent R Bear CBBC Jul 2018 T	50,000,000	2017/12/14	2018/07/30	12.50
63666	J P Morgan SP BV – China Mobile R Bull CBBC Apr 2018 A	100,000,000	2017/12/14	2018/04/13	25.00
63674	J P Morgan SP BV – Galaxy Ent R Bull CBBC May 2018 D	80,000,000	2017/12/14	2018/05/11	20.00
63726	J P Morgan SP BV – HSI R Bull CBBC Dec 2018 R	200,000,000	2017/12/14	2018/12/28	50.00
63719	J P Morgan SP BV – HSI R Bull CBBC Sep 2019 Q	200,000,000	2017/12/14	2019/09/27	50.00
63650	J P Morgan SP BV – HSI R Bear CBBC May 2018 N	200,000,000	2017/12/14	2018/05/30	50.00
63675	J P Morgan SP BV – HSI R Bear CBBC May 2018 O	200,000,000	2017/12/14	2018/05/30	50.00
63679	J P Morgan SP BV – HSI R Bear CBBC May 2018 P	200,000,000	2017/12/14	2018/05/30	50.00
63701	J P Morgan SP BV – HSI R Bear CBBC May 2018 Q	200,000,000	2017/12/14	2018/05/30	50.00
63654	J P Morgan SP BV – Sunny Optical R Bull CBBC Apr 2018 A	50,000,000	2017/12/14	2018/04/13	12.50
63651	J P Morgan SP BV – Tencent R Bull CBBC Apr 2018 R	50,000,000	2017/12/14	2018/04/13	12.50
63589	Macquarie Bank Ltd. – HKEX R Bull CBBC Sep 2018 I	20,000,000	2017/12/14	2018/09/28	10.44
63631	Macquarie Bank Ltd. – HKEX R Bull CBBC Sep 2018 J	20,000,000	2017/12/14	2018/09/27	11.02
63586	Macquarie Bank Ltd. – Ping An R Bull CBBC Oct 2018 B	37,000,000	2017/12/14	2018/10/30	10.10



## MAIN BOARD CALLABLE BULL/BEAR CONTRACTS

Code	Callable Bull/Bear Contracts	No. of issue (units)	Listing date	Expiry	Amount raised (HK\$ mil.)
63644	Macquarie Bank Ltd. – Ping An R Bear CBBC Oct 2018 C	33,000,000	2017/12/14	2018/10/30	10.07
63643	Macquarie Bank Ltd. – Tencent R Bear CBBC Jul 2018 C	11,000,000	2017/12/14	2018/07/31	10.14
63431	SG Issuer – BYD Company R Bull CBBC Nov 2018 A	50,000,000	2017/12/14	2018/11/27	12.50
63432	SG Issuer – BYD Company R Bull CBBC Dec 2018 B	50,000,000	2017/12/14	2018/12/12	12.50
63440	SG Issuer – China Mobile R Bull CBBC Dec 2018 F	100,000,000	2017/12/14	2018/12/11	25.00
63436	SG Issuer – Evergrande R Bull CBBC Dec 2018 C	40,000,000	2017/12/14	2018/12/19	19.40
63404	SG Issuer – Geely Auto R Bear CBBC Dec 2018 B	40,000,000	2017/12/14	2018/12/13	14.80
63498	SG Issuer – HKEX R Bull CBBC Sep 2018 D	50,000,000	2017/12/14	2018/09/21	12.50
63420	SG Issuer – HKEX R Bear CBBC Dec 2018 B	50,000,000	2017/12/14	2018/12/05	12.50
63441	SG Issuer – HSBC R Bull CBBC Nov 2018 G	100,000,000	2017/12/14	2018/11/29	25.00
63535	SG Issuer – HSI R Bull CBBC Nov 2019 X	200,000,000	2017/12/14	2019/11/28	50.00
63518	SG Issuer – HSI R Bear CBBC Mar 2018 L	200,000,000	2017/12/14	2018/03/28	50.00
63521	SG Issuer – HSI R Bear CBBC Apr 2018 K	200,000,000	2017/12/14	2018/04/27	50.00
63524	SG Issuer – HSI R Bear CBBC Jul 2018 W	200,000,000	2017/12/14	2018/07/30	50.00
63529	SG Issuer – HSI R Bear CBBC Jul 2018 X	200,000,000	2017/12/14	2018/07/30	50.00
63530	SG Issuer – HSI R Bear CBBC Jul 2018 Y	200,000,000	2017/12/14	2018/07/30	50.00
63422	SG Issuer – Ping An R Bear CBBC Nov 2018 A	100,000,000	2017/12/14	2018/11/08	25.00
63500	SG Issuer – SUNAC R Bull CBBC Dec 2018 B	80,000,000	2017/12/14	2018/12/28	20.00
63502	SG Issuer – Tencent R Bull CBBC Jul 2018 R	80,000,000	2017/12/14	2018/07/20	20.00
63442	SG Issuer – Tencent R Bull CBBC Dec 2018 C	80,000,000	2017/12/14	2018/12/10	20.00
63429	SG Issuer – Tencent R Bear CBBC Nov 2018 G	80,000,000	2017/12/14	2018/11/09	23.20
63475	UBS AG – HSI R Bull CBBC Dec 2018 I	250,000,000	2017/12/14	2018/12/28	62.50
63477	UBS AG – HSI R Bull CBBC Dec 2018 Q	200,000,000	2017/12/14	2018/12/28	50.00
63476	UBS AG – HSI R Bull CBBC Dec 2018 Y	250,000,000	2017/12/14	2018/12/28	62.50
63577	UBS AG – HSI R Bull CBBC Apr 2019 B	200,000,000	2017/12/14	2019/04/29	50.00
63579	UBS AG – HSI R Bull CBBC Apr 2019 E	250,000,000	2017/12/14	2019/04/29	62.50
63471	UBS AG – HSI R Bear CBBC May 2018 J	250,000,000	2017/12/14	2018/05/30	62.50
63480	UBS AG – HSI R Bear CBBC May 2018 K	250,000,000	2017/12/14	2018/05/30	62.50
63483	UBS AG – HSI R Bear CBBC May 2018 L	250,000,000	2017/12/14	2018/05/30	62.50
63488	UBS AG – HSI R Bear CBBC May 2018 M	250,000,000	2017/12/14	2018/05/30	62.50
63484	UBS AG – HSI R Bear CBBC Jun 2018 A	250,000,000	2017/12/14	2018/06/28	62.50
64033	BNP Paribas Issuance B.V. – Tencent R Bull CBBC Sep 2018 I	50,000,000	2017/12/15	2018/09/27	12.50
63753	BNP Paribas Issuance B.V. – Tencent R Bull CBBC Sep 2018 Y	50,000,000	2017/12/15	2018/09/27	12.50
64032	BNP Paribas Issuance B.V. – Tencent R Bull CBBC Sep 2018 Z	50,000,000	2017/12/15	2018/09/27	12.50
63977	Credit Suisse AG – China Mobile R Bull CBBC Jul 2018 A	50,000,000	2017/12/15	2018/07/27	12.50
63968	Credit Suisse AG – Galaxy Ent R Bull CBBC Jun 2018 L	50,000,000	2017/12/15	2018/06/28	12.50
63980	Credit Suisse AG – Greatwall Motor R Bull CBBC Jul 2018 D	40,000,000	2017/12/15	2018/07/06	10.00
63975	Credit Suisse AG – HKEX R Bull CBBC Jun 2018 Z	50,000,000	2017/12/15	2018/06/28	12.50
63986	Credit Suisse AG – HSI R Bull CBBC Dec 2018 P	200,000,000	2017/12/15	2018/12/28	50.00
63985	Credit Suisse AG – HSI R Bull CBBC Mar 2019 K	200,000,000	2017/12/15	2019/03/28	50.00
63991	Credit Suisse AG – HSI R Bull CBBC Mar 2019 L	200,000,000	2017/12/15	2019/03/28	50.00
63952	Credit Suisse AG – HSI R Bear CBBC Mar 2018 A	200,000,000	2017/12/15	2018/03/28	50.00
63929	Credit Suisse AG – HSI R Bear CBBC Mar 2018 W	200,000,000	2017/12/15	2018/03/28	50.00
63936	Credit Suisse AG – HSI R Bear CBBC Mar 2018 Y	200,000,000	2017/12/15	2018/03/28	50.00
63964	Credit Suisse AG – HSI R Bear CBBC May 2018 B	200,000,000	2017/12/15	2018/05/30	50.00

# MAIN BOARD CALLABLE BULL/BEAR CONTRACTS

Code	Callable Bull/Bear Contracts	No. of issue (units)	Listing date	Expiry	Amount raised (HK\$ mil.)
63926	Credit Suisse AG – HSI R Bear CBBC May 2018 G	150,000,000	2017/12/15	2018/05/30	37.50
63997	Credit Suisse AG – Ping An R Bull CBBC Jun 2018 I	100,000,000	2017/12/15	2018/06/08	25.00
64002	Credit Suisse AG – Tencent R Bull CBBC Apr 2018 T	50,000,000	2017/12/15	2018/04/25	12.50
64003	Credit Suisse AG – Tencent R Bull CBBC Jul 2018 E	50,000,000	2017/12/15	2018/07/06	12.50
64005	Credit Suisse AG – Tencent R Bear CBBC Jun 2018 K	50,000,000	2017/12/15	2018/06/22	12.50
63794	Bank of East Asia – China Mobile R Bull CBBC Oct 2018 A	60,000,000	2017/12/15	2018/10/09	15.00
63800	Bank of East Asia – China Mobile R Bull CBBC Oct 2018 B	60,000,000	2017/12/15	2018/10/09	15.00
63774	Bank of East Asia – HKEX R Bull CBBC Oct 2018 C	40,000,000	2017/12/15	2018/10/09	10.00
63787	Bank of East Asia – Ping An R Bull CBBC Aug 2018 R	16,000,000	2017/12/15	2018/08/17	10.40
63791	Bank of East Asia – Ping An R Bull CBBC Aug 2018 S	16,000,000	2017/12/15	2018/08/17	10.40
63801	Bank of East Asia – Sunny Optical R Bull CBBC Oct 2018 B	40,000,000	2017/12/15	2018/10/09	10.00
63782	Bank of East Asia – Tencent R Bull CBBC Oct 2018 H	40,000,000	2017/12/15	2018/10/09	10.00
63786	Bank of East Asia – Tencent R Bull CBBC Oct 2018 I	40,000,000	2017/12/15	2018/10/09	10.00
64013	Goldman Sachs SP (Asia) – HSCEI R Bull CBBC Oct 2019 A	200,000,000	2017/12/15	2019/10/30	50.00
64007	Goldman Sachs SP (Asia) – HSI R Bull CBBC Oct 2019 C	200,000,000	2017/12/15	2019/10/30	50.20
64008	Goldman Sachs SP (Asia) – HSI R Bull CBBC Oct 2019 D	200,000,000	2017/12/15	2019/10/30	50.00
64010	Goldman Sachs SP (Asia) – HSI R Bull CBBC Oct 2019 E	200,000,000	2017/12/15	2019/10/30	50.00
63750	Goldman Sachs SP (Asia) – HSI R Bear CBBC Mar 2018 O	200,000,000	2017/12/15	2018/03/28	50.00
63805	Goldman Sachs SP (Asia) – HSI R Bear CBBC May 2018 F	200,000,000	2017/12/15	2018/05/30	50.20
63807	Goldman Sachs SP (Asia) – HSI R Bear CBBC May 2018 G	200,000,000	2017/12/15	2018/05/30	50.20
64024	Goldman Sachs SP (Asia) – Ping An R Bull CBBC Oct 2018 M	120,000,000	2017/12/15	2018/10/24	30.00
64014	Goldman Sachs SP (Asia) – Tencent R Bull CBBC Sep 2018 K	120,000,000	2017/12/15	2018/09/18	30.00
64022	Goldman Sachs SP (Asia) – Tencent R Bull CBBC Oct 2018 F	120,000,000	2017/12/15	2018/10/22	30.00
63746	Goldman Sachs SP (Asia) – Tencent R Bear CBBC Apr 2018 L	120,000,000	2017/12/15	2018/04/12	30.00
63760	HK Bank – AAC Tech R Bull CBBC Oct 2018 B	40,000,000	2017/12/15	2018/10/22	10.00
63772	HK Bank – AIA R Bull CBBC Oct 2018 D	80,000,000	2017/12/15	2018/10/22	20.00
63773	HK Bank – Geely Auto R Bull CBBC Sep 2018 J	40,000,000	2017/12/15	2018/09/24	10.00
63765	HK Bank – HKEX R Bull CBBC Oct 2018 K	50,000,000	2017/12/15	2018/10/22	12.50
63758	HK Bank – HSI R Bull CBBC Aug 2018 V	100,000,000	2017/12/15	2018/08/30	25.00
63763	HK Bank – HSI R Bear CBBC Apr 2018 K	150,000,000	2017/12/15	2018/04/27	37.50
63911	HK Bank – Ping An R Bull CBBC Nov 2018 B	80,000,000	2017/12/15	2018/11/05	20.00
63767	HK Bank – SUNAC R Bull CBBC Oct 2018 E	100,000,000	2017/12/15	2018/10/22	25.00
63755	HK Bank – Sunny Optical R Bull CBBC Sep 2018 B	40,000,000	2017/12/15	2018/09/10	10.00
63768	HK Bank – Tencent R Bull CBBC Oct 2018 K	60,000,000	2017/12/15	2018/10/15	15.00
63924	HK Bank – Tencent R Bull CBBC Oct 2018 L	60,000,000	2017/12/15	2018/10/15	15.00
64051	J P Morgan SP BV – HSI R Bull CBBC Sep 2019 F	200,000,000	2017/12/15	2019/09/27	50.00
64049	J P Morgan SP BV – HSI R Bull CBBC Sep 2019 R	200,000,000	2017/12/15	2019/09/27	50.00
64050	J P Morgan SP BV – HSI R Bull CBBC Sep 2019 S	200,000,000	2017/12/15	2019/09/27	50.00
64037	J P Morgan SP BV – HSI R Bear CBBC May 2018 R	200,000,000	2017/12/15	2018/05/30	50.00
64048	J P Morgan SP BV – HSI R Bear CBBC Jun 2018 A	200,000,000	2017/12/15	2018/06/28	50.00
64040	J P Morgan SP BV – Ping An R Bull CBBC Apr 2018 O	120,000,000	2017/12/15	2018/04/20	30.00
64046	J P Morgan SP BV – Tencent R Bull CBBC Mar 2018 U	50,000,000	2017/12/15	2018/03/16	12.50
64039	J P Morgan SP BV – Tencent R Bear CBBC Mar 2018 B	50,000,000	2017/12/15	2018/03/16	12.50
63754	Macquarie Bank Ltd. – HSI R Bear CBBC Jul 2018 J	40,000,000	2017/12/15	2018/07/30	10.00
64053	SG Issuer – Geely Auto R Bull CBBC Dec 2018 C	40,000,000	2017/12/15	2018/12/13	10.00

# MAIN BOARD CALLABLE BULL/BEAR CONTRACTS

Code	Callable Bull/Bear Contracts	No. of issue (units)	Listing date	Expiry	Amount raised (HK\$ mil.)
63822	SG Issuer – Galaxy Ent R Bull CBBC Aug 2018 D	80,000,000	2017/12/15	2018/08/08	20.00
64054	SG Issuer – HKEX R Bull CBBC Jun 2018 O	50,000,000	2017/12/15	2018/06/22	12.50
64058	SG Issuer – HKEX R Bull CBBC Dec 2018 C	50,000,000	2017/12/15	2018/12/21	12.50
64059	SG Issuer – HSBC R Bull CBBC Sep 2018 O	100,000,000	2017/12/15	2018/09/27	25.00
63896	SG Issuer – HSI R Bull CBBC Oct 2019 W	200,000,000	2017/12/15	2019/10/30	50.00
63898	SG Issuer – HSI R Bull CBBC Nov 2019 Y	200,000,000	2017/12/15	2019/11/28	50.00
63809	SG Issuer – HSI R Bear CBBC Jul 2018 Z	200,000,000	2017/12/15	2018/07/30	50.00
63810	SG Issuer – HSI R Bear CBBC Aug 2018 C	200,000,000	2017/12/15	2018/08/30	50.00
63811	SG Issuer – HSI R Bear CBBC Aug 2018 D	200,000,000	2017/12/15	2018/08/30	50.00
64061	SG Issuer – Ping An R Bull CBBC Aug 2018 J	100,000,000	2017/12/15	2018/08/09	25.00
64063	SG Issuer – Ping An R Bull CBBC Oct 2018 K	100,000,000	2017/12/15	2018/10/19	25.00
63830	SG Issuer – Ping An R Bull CBBC Nov 2018 E	100,000,000	2017/12/15	2018/11/29	25.00
64068	SG Issuer – Tencent R Bull CBBC Jul 2018 S	80,000,000	2017/12/15	2018/07/05	20.00
63838	SG Issuer – Tencent R Bull CBBC Sep 2018 S	80,000,000	2017/12/15	2018/09/27	20.00
64069	SG Issuer – Tencent R Bull CBBC Oct 2018 G	80,000,000	2017/12/15	2018/10/10	20.00
63845	SG Issuer – Tencent R Bull CBBC Dec 2018 D	80,000,000	2017/12/15	2018/12/11	20.00
63879	UBS AG – HSI R Bull CBBC Nov 2018 E	200,000,000	2017/12/15	2018/11/29	50.00
63881	UBS AG – HSI R Bull CBBC Nov 2018 J	250,000,000	2017/12/15	2018/11/29	62.50
63885	UBS AG – HSI R Bull CBBC Nov 2018 V	200,000,000	2017/12/15	2018/11/29	50.00
63872	UBS AG – HSI R Bull CBBC Dec 2018 R	250,000,000	2017/12/15	2018/12/28	62.50
63852	UBS AG – HSI R Bear CBBC May 2018 N	250,000,000	2017/12/15	2018/05/30	62.50
63860	UBS AG – HSI R Bear CBBC May 2018 O	250,000,000	2017/12/15	2018/05/30	62.50
63857	UBS AG – HSI R Bear CBBC Jun 2018 B	250,000,000	2017/12/15	2018/06/28	62.50
63864	UBS AG – HSI R Bear CBBC Jun 2018 C	250,000,000	2017/12/15	2018/06/28	62.50
63886	UBS AG – Tencent R Bull CBBC Apr 2018 T	40,000,000	2017/12/15	2018/04/27	10.00
63888	UBS AG – Tencent R Bull CBBC Apr 2018 U	40,000,000	2017/12/15	2018/04/18	10.00
64175	BNP Paribas Issuance B.V. – HSI R Bull CBBC Sep 2019 R	250,000,000	2017/12/18	2019/09/27	62.50
64164	BNP Paribas Issuance B.V. – Tencent R Bull CBBC Sep 2018 H	50,000,000	2017/12/18	2018/09/27	12.50
64171	BNP Paribas Issuance B.V. – Tencent R Bull CBBC Sep 2018 J	50,000,000	2017/12/18	2018/09/27	12.50
64269	Credit Suisse AG – CM Bank R Bull CBBC Nov 2018 H	70,000,000	2017/12/18	2018/11/16	17.50
64315	Credit Suisse AG – HKEX R Bull CBBC Jun 2018 A	50,000,000	2017/12/18	2018/06/14	12.50
64263	Credit Suisse AG – HSBC R Bull CBBC Jun 2018 E	100,000,000	2017/12/18	2018/06/22	25.00
64295	Credit Suisse AG – HSBC R Bull CBBC Jun 2018 F	100,000,000	2017/12/18	2018/06/15	25.00
64293	Credit Suisse AG – HSI R Bull CBBC Nov 2018 A	200,000,000	2017/12/18	2018/11/29	50.00
64281	Credit Suisse AG – HSI R Bull CBBC Nov 2018 Z	200,000,000	2017/12/18	2018/11/29	50.00
64285	Credit Suisse AG – HSI R Bull CBBC Dec 2018 Q	200,000,000	2017/12/18	2018/12/28	50.00
64275	Credit Suisse AG – HSI R Bear CBBC Mar 2018 Z	200,000,000	2017/12/18	2018/03/28	50.00
64254	Credit Suisse AG – HSI R Bear CBBC May 2018 H	150,000,000	2017/12/18	2018/05/30	37.50
64256	Credit Suisse AG – HSI R Bear CBBC May 2018 I	200,000,000	2017/12/18	2018/05/30	50.00
64303	Credit Suisse AG – Ping An R Bull CBBC Jun 2018 J	100,000,000	2017/12/18	2018/06/13	25.00
64306	Credit Suisse AG – Ping An R Bull CBBC Jun 2018 K	100,000,000	2017/12/18	2018/06/15	25.00
64268	Credit Suisse AG – Sunny Optical R Bull CBBC Apr 2018 C	40,000,000	2017/12/18	2018/04/13	10.00
64313	Credit Suisse AG – Tencent R Bull CBBC Jul 2018 C	50,000,000	2017/12/18	2018/07/11	12.50
64311	Credit Suisse AG – Tencent R Bull CBBC Jul 2018 F	50,000,000	2017/12/18	2018/07/05	12.50
64141	Bank of East Asia – HKEX R Bull CBBC Oct 2018 D	40,000,000	2017/12/18	2018/10/10	10.00

# MAIN BOARD CALLABLE BULL/BEAR CONTRACTS

Code	Callable Bull/Bear Contracts	No. of issue (units)	Listing date	Expiry	Amount raised (HK\$ mil.)
64154	Bank of East Asia – Ping An R Bull CBBC Aug 2018 T	16,000,000	2017/12/18	2018/08/02	10.40
64159	Bank of East Asia – Ping An R Bull CBBC Aug 2018 U	16,000,000	2017/12/18	2018/08/02	10.40
64140	Bank of East Asia – Tencent R Bull CBBC Oct 2018 J	40,000,000	2017/12/18	2018/10/10	10.00
64155	Bank of East Asia – Tencent R Bull CBBC Oct 2018 K	40,000,000	2017/12/18	2018/10/10	10.00
64156	Bank of East Asia – Tencent R Bull CBBC Oct 2018 L	40,000,000	2017/12/18	2018/10/10	10.00
66828	Goldman Sachs SP (Asia) – China Mobile R Bull CBBC Oct 2018E	120,000,000	2017/12/18	2018/10/29	30.00
66884	Goldman Sachs SP (Asia) – China Mobile R Bull CBBC Oct 2018F	120,000,000	2017/12/18	2018/10/30	30.00
66941	Goldman Sachs SP (Asia) – China Mobile R Bull CBBC Oct 2018G	120,000,000	2017/12/18	2018/10/31	30.00
66655	Goldman Sachs SP (Asia) – HKEX R Bull CBBC Jun 2018 V	120,000,000	2017/12/18	2018/06/28	30.00
66678	Goldman Sachs SP (Asia) – HKEX R Bull CBBC Jun 2018 W	120,000,000	2017/12/18	2018/06/28	30.00
66374	Goldman Sachs SP (Asia) – HSBC R Bull CBBC Sep 2018 P	120,000,000	2017/12/18	2018/09/26	30.00
66391	Goldman Sachs SP (Asia) – HSBC R Bull CBBC Sep 2018 Q	120,000,000	2017/12/18	2018/09/27	30.00
66449	Goldman Sachs SP (Asia) – HSBC R Bull CBBC Sep 2018 R	120,000,000	2017/12/18	2018/09/28	30.00
64318	Goldman Sachs SP (Asia) – HSI R Bull CBBC Oct 2019 F	200,000,000	2017/12/18	2019/10/30	50.00
64319	Goldman Sachs SP (Asia) – HSI R Bull CBBC Oct 2019 G	200,000,000	2017/12/18	2019/10/30	50.00
64070	Goldman Sachs SP (Asia) – HSI R Bear CBBC May 2018 H	200,000,000	2017/12/18	2018/05/30	50.00
64078	Goldman Sachs SP (Asia) – HSI R Bear CBBC May 2018 I	200,000,000	2017/12/18	2018/05/30	50.20
66575	Goldman Sachs SP (Asia) – Ping An R Bull CBBC Oct 2018 N	120,000,000	2017/12/18	2018/10/22	30.00
66625	Goldman Sachs SP (Asia) – Ping An R Bull CBBC Oct 2018 O	120,000,000	2017/12/18	2018/10/22	30.00
66055	Goldman Sachs SP (Asia) – Tencent R Bull CBBC Mar 2018 Q	120,000,000	2017/12/18	2018/03/29	30.00
66116	Goldman Sachs SP (Asia) – Tencent R Bull CBBC Mar 2018 T	120,000,000	2017/12/18	2018/03/29	30.00
66119	Goldman Sachs SP (Asia) – Tencent R Bull CBBC Mar 2018 V	120,000,000	2017/12/18	2018/03/28	30.00
66231	Goldman Sachs SP (Asia) – Tencent R Bull CBBC Mar 2018 X	120,000,000	2017/12/18	2018/03/28	30.00
66118	Goldman Sachs SP (Asia) – Tencent R Bear CBBC Mar 2018 G	80,000,000	2017/12/18	2018/03/27	20.00
66239	Goldman Sachs SP (Asia) – Tencent R Bear CBBC Mar 2018 K	80,000,000	2017/12/18	2018/03/27	20.00
64120	HK Bank – AAC Tech R Bull CBBC Nov 2018 A	40,000,000	2017/12/18	2018/11/05	10.00
64119	HK Bank – CPIC R Bull CBBC Sep 2018 C	80,000,000	2017/12/18	2018/09/24	20.00
64108	HK Bank – Geely Auto R Bull CBBC Sep 2018 K	40,000,000	2017/12/18	2018/09/10	10.00
64176	HK Bank – Galaxy Ent R Bull CBBC Oct 2018 C	80,000,000	2017/12/18	2018/10/29	20.00
64100	HK Bank – HKEX R Bull CBBC Oct 2018 L	50,000,000	2017/12/18	2018/10/08	12.50
64110	HK Bank – HSI R Bull CBBC Aug 2018 W	150,000,000	2017/12/18	2018/08/30	37.50
64109	HK Bank – HSI R Bear CBBC Apr 2018 N	100,000,000	2017/12/18	2018/04/27	25.00
64187	HK Bank – Ping An R Bull CBBC Nov 2018 C	80,000,000	2017/12/18	2018/11/12	20.00
64118	HK Bank – Tencent R Bull CBBC Oct 2018 M	60,000,000	2017/12/18	2018/10/29	18.00
64191	HK Bank – Tencent R Bull CBBC Nov 2018 J	60,000,000	2017/12/18	2018/11/05	15.00
64391	J P Morgan SP BV – AIA R Bull CBBC Jun 2018 D	100,000,000	2017/12/18	2018/06/08	25.00
64377	J P Morgan SP BV – Geely Auto R Bull CBBC Apr 2018 C	40,000,000	2017/12/18	2018/04/13	11.60
64399	J P Morgan SP BV – Galaxy Ent R Bull CBBC May 2018 E	80,000,000	2017/12/18	2018/05/18	20.00
64398	J P Morgan SP BV – HKEX R Bull CBBC Apr 2018 G	50,000,000	2017/12/18	2018/04/13	12.50
64378	J P Morgan SP BV – HSBC R Bear CBBC Apr 2018 A	100,000,000	2017/12/18	2018/04/20	25.00
64461	J P Morgan SP BV – HSI R Bull CBBC Sep 2019 L	200,000,000	2017/12/18	2019/09/27	50.00
64491	J P Morgan SP BV – HSI R Bull CBBC Sep 2019 M	200,000,000	2017/12/18	2019/09/27	50.00
64473	J P Morgan SP BV – HSI R Bull CBBC Sep 2019 T	200,000,000	2017/12/18	2019/09/27	50.00
64725	J P Morgan SP BV – HSI R Bear CBBC Jun 2018 B	200,000,000	2017/12/18	2018/06/28	50.00
64376	J P Morgan SP BV – Ping An R Bull CBBC Apr 2018 P	120,000,000	2017/12/18	2018/04/13	30.00

## MAIN BOARD CALLABLE BULL/BEAR CONTRACTS

Code	Callable Bull/Bear Contracts	No. of issue (units)	Listing date	Expiry	Amount raised (HK\$ mil.)
64453	J P Morgan SP BV – Sunny Optical R Bull CBBC Apr 2018 B	50,000,000	2017/12/18	2018/04/13	12.50
64354	J P Morgan SP BV – Tencent R Bull CBBC Apr 2018 S	50,000,000	2017/12/18	2018/04/20	12.50
64364	J P Morgan SP BV – Tencent R Bull CBBC Apr 2018 T	50,000,000	2017/12/18	2018/04/13	12.50
64366	J P Morgan SP BV – Tencent R Bull CBBC Apr 2018 U	50,000,000	2017/12/18	2018/04/13	12.50
64335	J P Morgan SP BV – Tencent R Bear CBBC Apr 2018 E	50,000,000	2017/12/18	2018/04/13	12.50
64351	J P Morgan SP BV – Tencent R Bear CBBC Apr 2018 F	50,000,000	2017/12/18	2018/04/13	12.50
64127	Macquarie Bank Ltd. – Ping An R Bull CBBC Nov 2018 A	33,000,000	2017/12/18	2018/11/29	10.23
64133	Macquarie Bank Ltd. – Tencent R Bull CBBC Jul 2018 B	12,000,000	2017/12/18	2018/07/31	10.06
64136	Macquarie Bank Ltd. – Tencent R Bull CBBC Jul 2018 C	13,000,000	2017/12/18	2018/07/31	10.35
64139	Macquarie Bank Ltd. – Tencent R Bear CBBC Jul 2018 D	12,000,000	2017/12/18	2018/07/31	10.88
64803	SG Issuer – HSBC R Bull CBBC Aug 2018 A	100,000,000	2017/12/18	2018/08/27	25.00
64079	SG Issuer – HSBC R Bull CBBC Dec 2018 B	100,000,000	2017/12/18	2018/12/28	25.00
65708	SG Issuer – HSI R Bull CBBC Nov 2019 J	200,000,000	2017/12/18	2019/11/28	50.00
65626	SG Issuer – HSI R Bull CBBC Nov 2019 Z	200,000,000	2017/12/18	2019/11/28	50.00
65770	SG Issuer – HSI R Bull CBBC Dec 2019 H	200,000,000	2017/12/18	2019/12/30	50.00
65874	SG Issuer – HSI R Bull CBBC Dec 2019 I	200,000,000	2017/12/18	2019/12/30	50.00
65887	SG Issuer – HSI R Bull CBBC Dec 2019 J	200,000,000	2017/12/18	2019/12/30	50.00
65584	SG Issuer – HSI R Bear CBBC Apr 2018 L	200,000,000	2017/12/18	2018/04/27	50.00
65591	SG Issuer – HSI R Bear CBBC Aug 2018 E	200,000,000	2017/12/18	2018/08/30	50.00
64865	SG Issuer – Ping An R Bull CBBC Jun 2018 F	100,000,000	2017/12/18	2018/06/15	25.00
64081	SG Issuer – Ping An R Bull CBBC Nov 2018 F	100,000,000	2017/12/18	2018/11/16	25.00
64979	SG Issuer – Ping An R Bull CBBC Nov 2018 G	100,000,000	2017/12/18	2018/11/21	25.00
64082	SG Issuer – Sunny Optical R Bull CBBC Dec 2018 D	40,000,000	2017/12/18	2018/12/14	10.00
65401	SG Issuer – Tencent R Bull CBBC Jun 2018 T	80,000,000	2017/12/18	2018/06/25	20.00
64084	SG Issuer – Tencent R Bull CBBC Aug 2018 R	80,000,000	2017/12/18	2018/08/03	20.00
65431	SG Issuer – Tencent R Bull CBBC Aug 2018 S	80,000,000	2017/12/18	2018/08/07	20.00
64085	SG Issuer – Tencent R Bull CBBC Dec 2018 E	80,000,000	2017/12/18	2018/12/11	20.00
64087	SG Issuer – Tencent R Bear CBBC Dec 2018 J	80,000,000	2017/12/18	2018/12/13	20.00
64194	UBS AG – Galaxy Ent R Bull CBBC Jun 2018 D	40,000,000	2017/12/18	2018/06/05	10.00
64195	UBS AG – HKEX R Bull CBBC Jun 2018 I	50,000,000	2017/12/18	2018/06/25	12.50
64192	UBS AG – HSBC R Bull CBBC Jul 2018 G	100,000,000	2017/12/18	2018/07/30	25.00
64242	UBS AG – HSI R Bull CBBC Dec 2018 C	200,000,000	2017/12/18	2018/12/28	50.00
64244	UBS AG – HSI R Bull CBBC Apr 2019 F	200,000,000	2017/12/18	2019/04/29	50.00
64246	UBS AG – HSI R Bull CBBC Apr 2019 H	250,000,000	2017/12/18	2019/04/29	62.50
64235	UBS AG – HSI R Bull CBBC Sep 2019 H	250,000,000	2017/12/18	2019/09/27	62.50
64220	UBS AG – HSI R Bear CBBC Jun 2018 D	250,000,000	2017/12/18	2018/06/28	62.50
64209	UBS AG – Ping An R Bull CBBC Jun 2018 B	50,000,000	2017/12/18	2018/06/11	12.50
64248	UBS AG – Tencent R Bull CBBC Apr 2018 V	40,000,000	2017/12/18	2018/04/11	10.00
64252	UBS AG – Tencent R Bull CBBC Apr 2018 W	40,000,000	2017/12/18	2018/04/09	10.00
64249	UBS AG – Tencent R Bull CBBC May 2018 G	40,000,000	2017/12/18	2018/05/21	10.00
64247	UBS AG – Tencent R Bear CBBC Apr 2018 P	40,000,000	2017/12/18	2018/04/13	10.00
64210	UBS AG – Tencent R Bear CBBC Jun 2018 E	40,000,000	2017/12/18	2018/06/19	10.00
67200	BNP Paribas Issuance B.V. – HSI R Bear CBBC May 2018 G	250,000,000	2017/12/19	2018/05/30	62.50
67204	BNP Paribas Issuance B.V. – HSI R Bear CBBC May 2018 H	250,000,000	2017/12/19	2018/05/30	62.50
67736	Credit Suisse AG – Geely Auto R Bull CBBC Apr 2018 J	40,000,000	2017/12/19	2018/04/18	10.00



## MAIN BOARD CALLABLE BULL/BEAR CONTRACTS

Code	Callable Bull/Bear Contracts	No. of issue (units)	Listing date	Expiry	Amount raised (HK\$ mil.)
67670	Credit Suisse AG – HSBC R Bull CBBC Jun 2018 G	100,000,000	2017/12/19	2018/06/13	25.00
67614	Credit Suisse AG – HSI R Bull CBBC Mar 2019 M	200,000,000	2017/12/19	2019/03/28	50.00
67666	Credit Suisse AG – HSI R Bull CBBC Mar 2019 N	200,000,000	2017/12/19	2019/03/28	50.00
67700	Credit Suisse AG – HSI R Bull CBBC Mar 2019 O	200,000,000	2017/12/19	2019/03/28	50.00
67730	Credit Suisse AG – HSI R Bear CBBC Mar 2018 B	200,000,000	2017/12/19	2018/03/28	50.00
67669	Credit Suisse AG – Ping An R Bull CBBC Jun 2018 L	100,000,000	2017/12/19	2018/06/28	25.00
67681	Credit Suisse AG – Tencent R Bull CBBC Apr 2018 U	50,000,000	2017/12/19	2018/04/20	12.50
67693	Credit Suisse AG – Tencent R Bull CBBC Apr 2018 V	50,000,000	2017/12/19	2018/04/26	12.50
67988	Goldman Sachs SP (Asia) – China Mobile R Bull CBBC Jun 2018A	120,000,000	2017/12/19	2018/06/28	30.00
68036	Goldman Sachs SP (Asia) – China Mobile R Bull CBBC Jun 2018B	120,000,000	2017/12/19	2018/06/28	30.00
67987	Goldman Sachs SP (Asia) – China Life R Bull CBBC May 2018 I	80,000,000	2017/12/19	2018/05/28	20.00
66947	Goldman Sachs SP (Asia) – HSI R Bull CBBC Sep 2019 Y	200,000,000	2017/12/19	2019/09/27	50.00
67860	Goldman Sachs SP (Asia) – HSI R Bull CBBC Sep 2019 Z	200,000,000	2017/12/19	2019/09/27	50.00
66943	Goldman Sachs SP (Asia) – HSI R Bear CBBC May 2018 J	200,000,000	2017/12/19	2018/05/30	50.00
67863	Goldman Sachs SP (Asia) – HSI R Bear CBBC May 2018 K	200,000,000	2017/12/19	2018/05/30	50.00
66970	Goldman Sachs SP (Asia) – Ping An R Bull CBBC Oct 2018 P	120,000,000	2017/12/19	2018/10/22	30.00
67986	Goldman Sachs SP (Asia) – Ping An R Bull CBBC Oct 2018 Q	120,000,000	2017/12/19	2018/10/23	30.00
66967	Goldman Sachs SP (Asia) – Tencent R Bull CBBC Mar 2018 S	120,000,000	2017/12/19	2018/03/29	30.00
67973	Goldman Sachs SP (Asia) – Tencent R Bull CBBC Mar 2018 U	120,000,000	2017/12/19	2018/03/26	30.00
67981	Goldman Sachs SP (Asia) – Tencent R Bear CBBC Mar 2018 D	80,000,000	2017/12/19	2018/03/27	20.00
67985	Goldman Sachs SP (Asia) – Tencent R Bear CBBC Mar 2018 J	80,000,000	2017/12/19	2018/03/27	20.00
67221	HK Bank – China Mobile R Bull CBBC Oct 2018 C	50,000,000	2017/12/19	2018/10/22	12.50
67219	HK Bank – China Life R Bull CBBC Aug 2018 F	40,000,000	2017/12/19	2018/08/20	10.00
67297	HK Bank – HKEX R Bull CBBC Jul 2018 B	50,000,000	2017/12/19	2018/07/03	12.50
67256	HK Bank – HSCEI R Bull CBBC Aug 2018 C	60,000,000	2017/12/19	2018/08/30	15.00
67222	HK Bank – HSI R Bull CBBC Aug 2018 X	100,000,000	2017/12/19	2018/08/30	25.00
67268	HK Bank – Tencent R Bull CBBC Jul 2018 T	60,000,000	2017/12/19	2018/07/16	15.00
68086	J P Morgan SP BV – CC Bank R Bull CBBC Apr 2018 A	180,000,000	2017/12/19	2018/04/13	45.00
68121	J P Morgan SP BV – CC Bank R Bull CBBC Apr 2018 B	180,000,000	2017/12/19	2018/04/20	45.00
68041	J P Morgan SP BV – HSI R Bull CBBC Dec 2018 C	200,000,000	2017/12/19	2018/12/28	50.00
68037	J P Morgan SP BV – HSI R Bull CBBC Sep 2019 K	200,000,000	2017/12/19	2019/09/27	50.00
68137	J P Morgan SP BV – ICBC R Bull CBBC Jun 2018 A	180,000,000	2017/12/19	2018/06/08	45.00
68125	J P Morgan SP BV – Ping An R Bull CBBC Apr 2018 Q	120,000,000	2017/12/19	2018/04/13	30.00
68077	J P Morgan SP BV – Tencent R Bull CBBC Apr 2018 V	50,000,000	2017/12/19	2018/04/20	12.50
68084	J P Morgan SP BV – Tencent R Bull CBBC Apr 2018 W	50,000,000	2017/12/19	2018/04/13	12.50
68134	J P Morgan SP BV – Tencent R Bear CBBC Apr 2018 G	50,000,000	2017/12/19	2018/04/13	12.50
68135	J P Morgan SP BV – Tencent R Bear CBBC Apr 2018 I	50,000,000	2017/12/19	2018/04/13	12.50
67756	Macquarie Bank Ltd. – HKEX R Bull CBBC Sep 2018 K	20,000,000	2017/12/19	2018/09/26	10.16
67779	Macquarie Bank Ltd. – HKEX R Bull CBBC Sep 2018 L	20,000,000	2017/12/19	2018/09/26	10.20
67742	Macquarie Bank Ltd. – Ping An R Bear CBBC Nov 2018 B	30,000,000	2017/12/19	2018/11/29	10.05
67807	Macquarie Bank Ltd. – Tencent R Bear CBBC Jun 2018 U	12,300,000	2017/12/19	2018/06/29	10.04
67018	SG Issuer – CC Bank R Bull CBBC Dec 2018 A	100,000,000	2017/12/19	2018/12/05	25.00
67053	SG Issuer – HKEX R Bull CBBC Dec 2018 D	50,000,000	2017/12/19	2018/12/12	12.50
67942	SG Issuer – HSI R Bull CBBC Nov 2019 K	200,000,000	2017/12/19	2019/11/28	50.00
67955	SG Issuer – HSI R Bull CBBC Dec 2019 K	200,000,000	2017/12/19	2019/12/30	50.00



# MAIN BOARD CALLABLE BULL/BEAR CONTRACTS

Code	Callable Bull/Bear Contracts	No. of issue (units)	Listing date	Expiry	Amount raised (HK\$ mil.)
67962	SG Issuer – HSI R Bull CBBC Jan 2020 A	200,000,000	2017/12/19	2020/01/30	50.00
67869	SG Issuer – HSI R Bear CBBC Aug 2018 F	200,000,000	2017/12/19	2018/08/30	50.00
67062	SG Issuer – ICBC R Bull CBBC Aug 2018 L	60,000,000	2017/12/19	2018/08/02	15.00
67071	SG Issuer – Ping An R Bull CBBC Nov 2018 H	100,000,000	2017/12/19	2018/11/29	25.00
67074	SG Issuer – Ping An R Bull CBBC Dec 2018 F	100,000,000	2017/12/19	2018/12/17	25.00
67109	SG Issuer – Tencent R Bull CBBC Aug 2018 T	80,000,000	2017/12/19	2018/08/02	20.00
67144	SG Issuer – Tencent R Bull CBBC Nov 2018 H	80,000,000	2017/12/19	2018/11/23	20.00
67199	SG Issuer – Tencent R Bull CBBC Dec 2018 F	80,000,000	2017/12/19	2018/12/20	24.40
67394	UBS AG – AIA R Bull CBBC Jul 2018 B	50,000,000	2017/12/19	2018/07/16	12.50
67358	UBS AG – China Mobile R Bull CBBC Sep 2018 A	50,000,000	2017/12/19	2018/09/17	12.50
67482	UBS AG – CC Bank R Bull CBBC Jul 2018 D	80,000,000	2017/12/19	2018/07/30	20.00
67477	UBS AG – CC Bank R Bull CBBC Aug 2018 F	80,000,000	2017/12/19	2018/08/06	20.00
67497	UBS AG – Geely Auto R Bull CBBC Aug 2018 A	40,000,000	2017/12/19	2018/08/13	10.00
67516	UBS AG – HKEX R Bull CBBC May 2018 D	50,000,000	2017/12/19	2018/05/28	12.50
67317	UBS AG – HSI R Bull CBBC Apr 2019 I	200,000,000	2017/12/19	2019/04/29	50.00
67571	UBS AG – HSI R Bull CBBC Apr 2019 L	250,000,000	2017/12/19	2019/04/29	62.50
67324	UBS AG – HSI R Bear CBBC Apr 2018 X	200,000,000	2017/12/19	2018/04/27	50.00
67603	UBS AG – HSI R Bear CBBC Apr 2018 Y	200,000,000	2017/12/19	2018/04/27	50.00
67461	UBS AG – ICBC R Bull CBBC Sep 2018 A	100,000,000	2017/12/19	2018/09/17	25.00
67569	UBS AG – Petrochina R Bull CBBC Oct 2018 B	40,000,000	2017/12/19	2018/10/29	10.00
67496	UBS AG – Tencent R Bear CBBC Apr 2018 Q	40,000,000	2017/12/19	2018/04/25	10.00
68216	BNP Paribas Issuance B.V. – HSI R Bull CBBC Sep 2019 S	250,000,000	2017/12/20	2019/09/27	62.50
68676	BNP Paribas Issuance B.V. – HSI R Bull CBBC Sep 2019 T	250,000,000	2017/12/20	2019/09/27	62.50
68678	BNP Paribas Issuance B.V. – HSI R Bull CBBC Sep 2019 U	250,000,000	2017/12/20	2019/09/27	62.50
68681	BNP Paribas Issuance B.V. – HSI R Bull CBBC Sep 2019 V	250,000,000	2017/12/20	2019/09/27	62.50
68436	BNP Paribas Issuance B.V. – HSI R Bear CBBC May 2018 I	250,000,000	2017/12/20	2018/05/30	62.50
68440	BNP Paribas Issuance B.V. – HSI R Bear CBBC May 2018 J	250,000,000	2017/12/20	2018/05/30	62.50
68211	BNP Paribas Issuance B.V. – Tencent R Bear CBBC Apr 2018 K	50,000,000	2017/12/20	2018/04/27	12.50
68215	BNP Paribas Issuance B.V. – Tencent R Bear CBBC Apr 2018 R	50,000,000	2017/12/20	2018/04/27	12.50
68815	Credit Suisse AG – AIA R Bull CBBC Jul 2018 I	70,000,000	2017/12/20	2018/07/13	17.50
68814	Credit Suisse AG – BOCL R Bull CBBC Sep 2018 J	70,000,000	2017/12/20	2018/09/21	17.50
68790	Credit Suisse AG – CC Bank R Bull CBBC Sep 2018 V	70,000,000	2017/12/20	2018/09/14	17.50
68796	Credit Suisse AG – CC Bank R Bull CBBC Sep 2018 W	70,000,000	2017/12/20	2018/09/20	17.50
68824	Credit Suisse AG – CNOOC R Bull CBBC Nov 2018 B	50,000,000	2017/12/20	2018/11/01	12.50
68781	Credit Suisse AG – Galaxy Ent R Bull CBBC Jun 2018 M	50,000,000	2017/12/20	2018/06/27	12.50
68777	Credit Suisse AG – HSBC R Bull CBBC Jun 2018 H	100,000,000	2017/12/20	2018/06/21	25.00
68773	Credit Suisse AG – HSCEI R Bull CBBC Nov 2018 A	100,000,000	2017/12/20	2018/11/29	25.00
68766	Credit Suisse AG – HSI R Bull CBBC Nov 2018 C	200,000,000	2017/12/20	2018/11/29	50.00
68763	Credit Suisse AG – HSI R Bull CBBC Dec 2018 R	200,000,000	2017/12/20	2018/12/28	50.00
68764	Credit Suisse AG – HSI R Bull CBBC Dec 2018 S	200,000,000	2017/12/20	2018/12/28	50.00
68688	Credit Suisse AG – HSI R Bear CBBC Mar 2018 C	200,000,000	2017/12/20	2018/03/28	50.00
68740	Credit Suisse AG – HSI R Bear CBBC Mar 2018 D	200,000,000	2017/12/20	2018/03/28	50.00
68752	Credit Suisse AG – HSI R Bear CBBC May 2018 J	200,000,000	2017/12/20	2018/05/30	50.00
68697	Credit Suisse AG – HSI R Bear CBBC May 2018 O	150,000,000	2017/12/20	2018/05/30	37.50
68803	Credit Suisse AG – ICBC R Bull CBBC Sep 2018 S	70,000,000	2017/12/20	2018/09/12	17.50

# MAIN BOARD CALLABLE BULL/BEAR CONTRACTS

Code	Callable Bull/Bear Contracts	No. of issue (units)	Listing date	Expiry	Amount raised (HK\$ mil.)
68811	Credit Suisse AG – ICBC R Bull CBBC Sep 2018 T	70,000,000	2017/12/20	2018/09/07	17.50
68818	Credit Suisse AG – PetCh R Bull CBBC Sep 2018 B	50,000,000	2017/12/20	2018/09/28	12.50
69065	Goldman Sachs SP (Asia) – CSOP A50 ETF R Bull CBBC Jun 2018A	80,000,000	2017/12/20	2018/06/28	20.00
69062	Goldman Sachs SP (Asia) – HKEX R Bull CBBC Jun 2018 X	120,000,000	2017/12/20	2018/06/29	30.00
69032	Goldman Sachs SP (Asia) – HSBC R Bull CBBC Sep 2018 S	120,000,000	2017/12/20	2018/09/28	30.00
69035	Goldman Sachs SP (Asia) – HSBC R Bull CBBC Sep 2018 T	120,000,000	2017/12/20	2018/09/28	30.00
68835	Goldman Sachs SP (Asia) – HSCEI R Bull CBBC Oct 2019 B	120,000,000	2017/12/20	2019/10/30	30.00
68838	Goldman Sachs SP (Asia) – HSCEI R Bear CBBC May 2018 B	120,000,000	2017/12/20	2018/05/30	30.00
68826	Goldman Sachs SP (Asia) – HSI R Bull CBBC Oct 2019 H	200,000,000	2017/12/20	2019/10/30	50.00
68831	Goldman Sachs SP (Asia) – HSI R Bull CBBC Oct 2019 I	200,000,000	2017/12/20	2019/10/30	50.00
68832	Goldman Sachs SP (Asia) – HSI R Bull CBBC Oct 2019 J	200,000,000	2017/12/20	2019/10/30	50.00
68383	Goldman Sachs SP (Asia) – HSI R Bear CBBC Apr 2018 Y	200,000,000	2017/12/20	2018/04/27	50.00
68399	Goldman Sachs SP (Asia) – HSI R Bear CBBC May 2018 L	200,000,000	2017/12/20	2018/05/30	50.20
68417	Goldman Sachs SP (Asia) – HSI R Bear CBBC May 2018 M	200,000,000	2017/12/20	2018/05/30	50.00
68999	Goldman Sachs SP (Asia) – Tencent R Bull CBBC Mar 2018 L	120,000,000	2017/12/20	2018/03/23	30.00
68998	Goldman Sachs SP (Asia) – Tencent R Bull CBBC Mar 2018 O	120,000,000	2017/12/20	2018/03/23	30.00
69001	Goldman Sachs SP (Asia) – Tencent R Bear CBBC Mar 2018 I	80,000,000	2017/12/20	2018/03/23	20.00
68611	HK Bank – BOCL R Bull CBBC Sep 2018 B	80,000,000	2017/12/20	2018/09/17	20.00
68603	HK Bank – CC Bank R Bull CBBC Sep 2018 C	80,000,000	2017/12/20	2018/09/03	20.00
68596	HK Bank – CC Bank R Bull CBBC Oct 2018 A	80,000,000	2017/12/20	2018/10/08	20.00
68641	HK Bank – Galaxy Ent R Bull CBBC Jul 2018 I	80,000,000	2017/12/20	2018/07/23	20.00
68628	HK Bank – HSI R Bull CBBC Aug 2018 D	100,000,000	2017/12/20	2018/08/30	25.00
68241	HK Bank – HSI R Bull CBBC Aug 2018 Y	100,000,000	2017/12/20	2018/08/30	25.00
68620	HK Bank – HSI R Bull CBBC Aug 2018 Z	100,000,000	2017/12/20	2018/08/30	25.00
68610	HK Bank – ICBC R Bull CBBC Sep 2018 E	80,000,000	2017/12/20	2018/09/03	20.00
68235	HK Bank – Sunny Optical R Bull CBBC Jul 2018 G	40,000,000	2017/12/20	2018/07/03	10.00
68221	HK Bank – Tencent R Bull CBBC Jul 2018 U	60,000,000	2017/12/20	2018/07/23	15.00
68219	HK Bank – Tencent R Bear CBBC Oct 2018 D	50,000,000	2017/12/20	2018/10/08	12.50
69098	J P Morgan SP BV – HSBC R Bull CBBC Apr 2018 D	120,000,000	2017/12/20	2018/04/13	30.00
69076	J P Morgan SP BV – HSI R Bear CBBC May 2018 S	200,000,000	2017/12/20	2018/05/30	50.00
69077	J P Morgan SP BV – HSI R Bear CBBC May 2018 T	200,000,000	2017/12/20	2018/05/30	50.00
69102	J P Morgan SP BV – Tencent R Bear CBBC Apr 2018 H	50,000,000	2017/12/20	2018/04/13	12.50
68643	Macquarie Bank Ltd. – HSI R Bull CBBC Nov 2018 K	40,000,000	2017/12/20	2018/11/29	10.00
68665	Macquarie Bank Ltd. – HSI R Bull CBBC Nov 2018 L	40,000,000	2017/12/20	2018/11/29	10.00
68250	Macquarie Bank Ltd. – Tencent R Bull CBBC Jul 2018 D	12,100,000	2017/12/20	2018/07/31	10.03
68249	Macquarie Bank Ltd. – Tencent R Bear CBBC Jul 2018 E	11,400,000	2017/12/20	2018/07/31	10.05
68894	SG Issuer – BOCL R Bull CBBC Dec 2018 A	40,000,000	2017/12/20	2018/12/21	10.00
68320	SG Issuer – CUni R Bull CBBC Dec 2018 A	40,000,000	2017/12/20	2018/12/21	10.00
68909	SG Issuer – CC Bank R Bull CBBC Oct 2018 E	100,000,000	2017/12/20	2018/10/30	25.00
68916	SG Issuer – CC Bank R Bull CBBC Dec 2018 B	100,000,000	2017/12/20	2018/12/19	25.00
68966	SG Issuer – China Life R Bull CBBC Aug 2018 C	40,000,000	2017/12/20	2018/08/08	10.00
68302	SG Issuer – CM Bank R Bull CBBC Dec 2018 C	40,000,000	2017/12/20	2018/12/31	10.00
68971	SG Issuer – Galaxy Ent R Bull CBBC Sep 2018 C	80,000,000	2017/12/20	2018/09/04	20.00
68980	SG Issuer – Galaxy Ent R Bull CBBC Dec 2018 B	80,000,000	2017/12/20	2018/12/06	20.00
68992	SG Issuer – HSBC R Bull CBBC Sep 2018 P	100,000,000	2017/12/20	2018/09/14	25.00

# MAIN BOARD CALLABLE BULL/BEAR CONTRACTS

Code	Callable Bull/Bear Contracts	No. of issue (units)	Listing date	Expiry	Amount raised (HK\$ mil.)
68457	SG Issuer – HSCEI R Bull CBBC Nov 2018 M	100,000,000	2017/12/20	2018/11/29	25.00
68854	SG Issuer – HSI R Bull CBBC Oct 2019 X	200,000,000	2017/12/20	2019/10/30	50.00
68879	SG Issuer – HSI R Bull CBBC Nov 2019 M	200,000,000	2017/12/20	2019/11/28	50.00
68885	SG Issuer – HSI R Bull CBBC Dec 2019 L	200,000,000	2017/12/20	2019/12/30	50.00
68887	SG Issuer – HSI R Bull CBBC Dec 2019 M	200,000,000	2017/12/20	2019/12/30	50.00
68839	SG Issuer – HSI R Bear CBBC Mar 2018 C	200,000,000	2017/12/20	2018/03/28	50.00
68469	SG Issuer – HSI R Bear CBBC Apr 2018 M	200,000,000	2017/12/20	2018/04/27	50.00
68995	SG Issuer – ICBC R Bull CBBC Sep 2018 F	60,000,000	2017/12/20	2018/09/27	15.00
68337	SG Issuer – ICBC R Bull CBBC Dec 2018 B	60,000,000	2017/12/20	2018/12/17	15.00
68140	SG Issuer – Ping An R Bull CBBC Dec 2018 G	100,000,000	2017/12/20	2018/12/06	25.00
68191	SG Issuer – Tencent R Bull CBBC Sep 2018 T	80,000,000	2017/12/20	2018/09/21	20.00
68146	SG Issuer – Tencent R Bear CBBC Sep 2018 C	80,000,000	2017/12/20	2018/09/20	20.00
68542	UBS AG – HSBC R Bull CBBC Jun 2018 E	100,000,000	2017/12/20	2018/06/11	25.00
68544	UBS AG – HSBC R Bull CBBC Jun 2018 F	100,000,000	2017/12/20	2018/06/25	25.00
68540	UBS AG – HSBC R Bull CBBC Jul 2018 H	100,000,000	2017/12/20	2018/07/09	25.00
68528	UBS AG – HSBC R Bull CBBC Sep 2018 A	100,000,000	2017/12/20	2018/09/03	25.00
68532	UBS AG – HSBC R Bull CBBC Sep 2018 B	100,000,000	2017/12/20	2018/09/17	25.00
68584	UBS AG – HSI R Bull CBBC Nov 2018 F	250,000,000	2017/12/20	2018/11/29	62.50
68565	UBS AG – HSI R Bull CBBC Aug 2019 L	200,000,000	2017/12/20	2019/08/29	50.00
68567	UBS AG – HSI R Bull CBBC Aug 2019 M	200,000,000	2017/12/20	2019/08/29	50.00
68481	UBS AG – HSI R Bear CBBC Apr 2018 P	250,000,000	2017/12/20	2018/04/27	62.50
68551	UBS AG – HSI R Bear CBBC Apr 2018 U	250,000,000	2017/12/20	2018/04/27	62.50
68554	UBS AG – HSI R Bear CBBC Apr 2018 V	200,000,000	2017/12/20	2018/04/27	50.00
68550	UBS AG – Sunny Optical R Bull CBBC Jul 2018 A	40,000,000	2017/12/20	2018/07/09	10.00
68289	Bank Vontobel – HSI R Bull CBBC May 2018 B	100,000,000	2017/12/20	2018/05/30	25.20
68296	Bank Vontobel – HSI R Bull CBBC May 2018 C	100,000,000	2017/12/20	2018/05/30	25.00
68299	Bank Vontobel – HSI R Bull CBBC May 2018 D	100,000,000	2017/12/20	2018/05/30	25.20
68479	Bank Vontobel – HSI R Bull CBBC May 2018 E	100,000,000	2017/12/20	2018/05/30	30.10
69131	BNP Paribas Issuance B.V. – HSCEI R Bull CBBC Aug 2018 J	100,000,000	2017/12/21	2018/08/30	25.00
69162	BNP Paribas Issuance B.V. – HSCEI R Bull CBBC Aug 2018 K	100,000,000	2017/12/21	2018/08/30	25.00
69106	BNP Paribas Issuance B.V. – HSI R Bear CBBC May 2018 K	250,000,000	2017/12/21	2018/05/30	62.50
69562	Credit Suisse AG – CC Bank R Bull CBBC Sep 2018 X	70,000,000	2017/12/21	2018/09/13	17.50
69549	Credit Suisse AG – Galaxy Ent R Bull CBBC Jun 2018 N	50,000,000	2017/12/21	2018/06/13	12.50
69546	Credit Suisse AG – HSBC R Bull CBBC Jun 2018 I	70,000,000	2017/12/21	2018/06/14	17.50
69609	Credit Suisse AG – HSCEI R Bull CBBC Nov 2018 B	100,000,000	2017/12/21	2018/11/29	25.00
69538	Credit Suisse AG – HSI R Bull CBBC Nov 2018 D	200,000,000	2017/12/21	2018/11/29	50.00
69582	Credit Suisse AG – HSI R Bull CBBC Mar 2019 P	200,000,000	2017/12/21	2019/03/28	50.00
69583	Credit Suisse AG – HSI R Bull CBBC Mar 2019 Q	200,000,000	2017/12/21	2019/03/28	50.00
69607	Credit Suisse AG – HSI R Bear CBBC Mar 2018 X	200,000,000	2017/12/21	2018/03/28	50.00
69584	Credit Suisse AG – HSI R Bear CBBC May 2018 K	200,000,000	2017/12/21	2018/05/30	50.00
69573	Credit Suisse AG – ICBC R Bull CBBC Sep 2018 U	70,000,000	2017/12/21	2018/09/19	17.50
69292	Bank of East Asia – AIA R Bull CBBC Dec 2018 A	10,000,000	2017/12/21	2018/12/06	10.00
69259	Bank of East Asia – CSOP A50 ETF R Bull CBBC Dec 2018 A	40,000,000	2017/12/21	2018/12/06	10.00
69282	Bank of East Asia – HSBC R Bull CBBC Jun 2018 A	60,000,000	2017/12/21	2018/06/28	15.00
69252	Bank of East Asia – Ping An R Bear CBBC Dec 2018 A	40,000,000	2017/12/21	2018/12/06	10.00

# MAIN BOARD CALLABLE BULL/BEAR CONTRACTS

Code	Callable Bull/Bear Contracts	No. of issue (units)	Listing date	Expiry	Amount raised (HK\$ mil.)
69272	Bank of East Asia – Sunny Optical R Bull CBBC Dec 2018 A	40,000,000	2017/12/21	2018/12/06	10.00
69618	Goldman Sachs SP (Asia) – HSBC R Bear CBBC Apr 2018 B	80,000,000	2017/12/21	2018/04/23	20.00
69484	Goldman Sachs SP (Asia) – HSI R Bull CBBC Oct 2019 K	200,000,000	2017/12/21	2019/10/30	50.00
69489	Goldman Sachs SP (Asia) – HSI R Bull CBBC Oct 2019 L	200,000,000	2017/12/21	2019/10/30	50.00
69490	Goldman Sachs SP (Asia) – HSI R Bull CBBC Oct 2019 M	200,000,000	2017/12/21	2019/10/30	50.00
69501	Goldman Sachs SP (Asia) – HSI R Bear CBBC May 2018 N	200,000,000	2017/12/21	2018/05/30	50.00
69505	Goldman Sachs SP (Asia) – HSI R Bear CBBC May 2018 O	200,000,000	2017/12/21	2018/05/30	50.00
69525	Goldman Sachs SP (Asia) – HSI R Bear CBBC May 2018 P	200,000,000	2017/12/21	2018/05/30	50.20
69611	J P Morgan SP BV – HSI R Bull CBBC Sep 2019 B	200,000,000	2017/12/21	2019/09/27	50.00
69613	J P Morgan SP BV – HSI R Bull CBBC Sep 2019 U	200,000,000	2017/12/21	2019/09/27	50.00
69614	J P Morgan SP BV – HSI R Bull CBBC Sep 2019 V	200,000,000	2017/12/21	2019/09/27	50.00
69637	J P Morgan SP BV – HSI R Bear CBBC May 2018 U	200,000,000	2017/12/21	2018/05/30	50.00
69321	Macquarie Bank Ltd. – HSI R Bear CBBC Jul 2018 K	40,000,000	2017/12/21	2018/07/30	10.00
69310	Macquarie Bank Ltd. – Tencent R Bull CBBC Jul 2018 E	10,300,000	2017/12/21	2018/07/31	10.05
69195	SG Issuer – CSOP A50 ETF R Bull CBBC Oct 2018 A	40,000,000	2017/12/21	2018/10/30	10.00
69164	SG Issuer – HSBC R Bull CBBC Dec 2018 C	100,000,000	2017/12/21	2018/12/11	25.00
69625	SG Issuer – HSI R Bull CBBC Dec 2019 N	200,000,000	2017/12/21	2019/12/30	50.00
69636	SG Issuer – HSI R Bull CBBC Jan 2020 B	200,000,000	2017/12/21	2020/01/30	50.00
69622	SG Issuer – HSI R Bear CBBC Apr 2018 N	200,000,000	2017/12/21	2018/04/27	50.00
69623	SG Issuer – HSI R Bear CBBC Jul 2018 T	200,000,000	2017/12/21	2018/07/30	50.00
69238	SG Issuer – Tencent R Bull CBBC Jul 2018 T	80,000,000	2017/12/21	2018/07/12	20.00
69395	UBS AG – BOCL R Bull CBBC Sep 2018 B	80,000,000	2017/12/21	2018/09/10	20.00
69388	UBS AG – CC Bank R Bull CBBC Jul 2018 E	80,000,000	2017/12/21	2018/07/09	20.00
69417	UBS AG – HSCEI R Bull CBBC Dec 2018 A	100,000,000	2017/12/21	2018/12/28	25.00
69453	UBS AG – HSCEI R Bear CBBC Apr 2018 A	100,000,000	2017/12/21	2018/04/27	25.00
69362	UBS AG – HSI R Bull CBBC Apr 2019 Q	250,000,000	2017/12/21	2019/04/29	62.50
69364	UBS AG – HSI R Bull CBBC Apr 2019 R	250,000,000	2017/12/21	2019/04/29	62.50
69462	UBS AG – HSI R Bear CBBC May 2018 P	250,000,000	2017/12/21	2018/05/30	62.50
69479	UBS AG – HSI R Bear CBBC May 2018 Q	200,000,000	2017/12/21	2018/05/30	50.00
60340	Credit Suisse AG – Galaxy Ent R Bull CBBC Jun 2018 O	50,000,000	2017/12/22	2018/06/26	12.50
60339	Credit Suisse AG – Galaxy Ent R Bear CBBC Aug 2018 A	50,000,000	2017/12/22	2018/08/09	12.50
60201	Credit Suisse AG – HSI R Bull CBBC Nov 2018 E	200,000,000	2017/12/22	2018/11/29	50.00
60187	Credit Suisse AG – HSI R Bull CBBC Mar 2019 R	200,000,000	2017/12/22	2019/03/28	50.00
60338	Credit Suisse AG – HSI R Bear CBBC Apr 2018 W	200,000,000	2017/12/22	2018/04/27	50.00
60214	Credit Suisse AG – HSI R Bear CBBC May 2018 L	200,000,000	2017/12/22	2018/05/30	50.00
60721	Goldman Sachs SP (Asia) – CC Bank R Bull CBBC Aug 2018 A	120,000,000	2017/12/22	2018/08/27	30.00
69681	Goldman Sachs SP (Asia) – China Life R Bull CBBC May 2018 J	80,000,000	2017/12/22	2018/05/31	20.00
60699	Goldman Sachs SP (Asia) – HKEX R Bull CBBC Oct 2018 P	120,000,000	2017/12/22	2018/10/23	30.00
69676	Goldman Sachs SP (Asia) – HSI R Bull CBBC Sep 2019 A	200,000,000	2017/12/22	2019/09/27	50.00
69679	Goldman Sachs SP (Asia) – HSI R Bull CBBC Sep 2019 B	200,000,000	2017/12/22	2019/09/27	50.00
69750	Goldman Sachs SP (Asia) – HSI R Bear CBBC May 2018 Q	200,000,000	2017/12/22	2018/05/30	50.00
69751	Goldman Sachs SP (Asia) – HSI R Bear CBBC May 2018 R	200,000,000	2017/12/22	2018/05/30	50.00
60700	Goldman Sachs SP (Asia) – Ping An R Bull CBBC Oct 2018 R	120,000,000	2017/12/22	2018/10/23	30.00
60708	Goldman Sachs SP (Asia) – Ping An R Bear CBBC Oct 2018 C	80,000,000	2017/12/22	2018/10/23	20.00
69699	HK Bank – China Life R Bull CBBC Sep 2018 C	40,000,000	2017/12/22	2018/09/17	18.00

# MAIN BOARD CALLABLE BULL/BEAR CONTRACTS

Code	Callable Bull/Bear Contracts	No. of issue (units)	Listing date	Expiry	Amount raised (HK\$ mil.)
69731	HK Bank – China Life R Bull CBBC Oct 2018 A	40,000,000	2017/12/22	2018/10/02	22.00
69698	HK Bank – HKEX R Bull CBBC Jul 2018 F	50,000,000	2017/12/22	2018/07/03	12.50
69683	HK Bank – HSCEI R Bear CBBC Apr 2018 I	50,000,000	2017/12/22	2018/04/27	12.50
69740	HK Bank – HSI R Bull CBBC Aug 2018 H	100,000,000	2017/12/22	2018/08/30	25.00
69745	HK Bank – HSI R Bear CBBC Apr 2018 L	100,000,000	2017/12/22	2018/04/27	25.00
69736	HK Bank – PetCh R Bull CBBC Oct 2018 C	80,000,000	2017/12/22	2018/10/15	20.00
69697	HK Bank – Tencent R Bull CBBC Jul 2018 P	60,000,000	2017/12/22	2018/07/23	18.00
69968	Haitong Int'l Sec – HKEX R Bull CBBC Jun 2018 L	50,000,000	2017/12/22	2018/06/22	12.50
69950	Haitong Int'l Sec – HKEX R Bull CBBC Sep 2018 A	50,000,000	2017/12/22	2018/09/21	12.55
69939	Haitong Int'l Sec – HKEX R Bull CBBC Dec 2018 A	50,000,000	2017/12/22	2018/12/21	12.55
69966	Haitong Int'l Sec – HKEX R Bull CBBC Dec 2018 B	50,000,000	2017/12/22	2018/12/12	12.50
69894	Haitong Int'l Sec – HSBC R Bull CBBC Sep 2018 A	100,000,000	2017/12/22	2018/09/27	25.00
69899	Haitong Int'l Sec – HSBC R Bull CBBC Sep 2018 B	100,000,000	2017/12/22	2018/09/26	25.00
69902	Haitong Int'l Sec – HSBC R Bull CBBC Sep 2018 C	100,000,000	2017/12/22	2018/09/28	25.00
69914	Haitong Int'l Sec – HSBC R Bull CBBC Sep 2018 D	100,000,000	2017/12/22	2018/09/28	25.00
60140	Haitong Int'l Sec – Ping An R Bull CBBC Oct 2018 A	100,000,000	2017/12/22	2018/10/18	25.10
60144	Haitong Int'l Sec – Ping An R Bull CBBC Oct 2018 B	100,000,000	2017/12/22	2018/10/23	25.00
60147	Haitong Int'l Sec – Ping An R Bull CBBC Oct 2018 C	100,000,000	2017/12/22	2018/10/24	25.00
60185	Haitong Int'l Sec – Ping An R Bull CBBC Oct 2018 D	100,000,000	2017/12/22	2018/10/23	25.10
60082	Haitong Int'l Sec – SUNAC R Bull CBBC Oct 2018 A	100,000,000	2017/12/22	2018/10/22	25.00
60131	Haitong Int'l Sec – SUNAC R Bull CBBC Oct 2018 B	100,000,000	2017/12/22	2018/10/22	25.00
69975	Haitong Int'l Sec – Tencent R Bull CBBC Apr 2018 E	50,000,000	2017/12/22	2018/04/13	12.50
69976	Haitong Int'l Sec – Tencent R Bull CBBC Apr 2018 F	50,000,000	2017/12/22	2018/04/16	12.55
69998	Haitong Int'l Sec – Tencent R Bull CBBC Apr 2018 G	50,000,000	2017/12/22	2018/04/16	12.50
60010	Haitong Int'l Sec – Tencent R Bull CBBC Sep 2018 A	50,000,000	2017/12/22	2018/09/27	12.50
60020	Haitong Int'l Sec – Tencent R Bull CBBC Sep 2018 B	50,000,000	2017/12/22	2018/09/27	12.50
60074	Haitong Int'l Sec – Tencent R Bull CBBC Sep 2018 C	50,000,000	2017/12/22	2018/09/27	12.50
60453	J P Morgan SP BV – CC Bank R Bull CBBC May 2018 A	120,000,000	2017/12/22	2018/05/11	30.00
60615	J P Morgan SP BV – HSI R Bull CBBC Dec 2018 B	200,000,000	2017/12/22	2018/12/28	50.00
60347	J P Morgan SP BV – HSI R Bull CBBC Apr 2019 G	200,000,000	2017/12/22	2019/04/29	50.00
60380	J P Morgan SP BV – HSI R Bull CBBC Apr 2019 H	200,000,000	2017/12/22	2019/04/29	50.00
60452	J P Morgan SP BV – HSI R Bear CBBC Apr 2018 A	200,000,000	2017/12/22	2018/04/27	50.00
60454	J P Morgan SP BV – HSI R Bear CBBC Apr 2018 W	200,000,000	2017/12/22	2018/04/27	50.00
60524	J P Morgan SP BV – HSI R Bear CBBC Apr 2018 X	200,000,000	2017/12/22	2018/04/27	50.00
60446	J P Morgan SP BV – Tencent R Bull CBBC Apr 2018 X	50,000,000	2017/12/22	2018/04/13	12.50
69785	Macquarie Bank Ltd. – Tencent R Bear CBBC Jul 2018 F	12,200,000	2017/12/22	2018/07/31	10.03
69642	SG Issuer – CC Bank R Bull CBBC Sep 2018 D	40,000,000	2017/12/22	2018/09/27	10.00
69672	SG Issuer – CSOP A50 ETF R Bull CBBC Nov 2018 A	40,000,000	2017/12/22	2018/11/29	10.00
69648	SG Issuer – HKEX R Bull CBBC Jun 2018 P	50,000,000	2017/12/22	2018/06/25	12.50
69650	SG Issuer – HKEX R Bull CBBC Aug 2018 B	50,000,000	2017/12/22	2018/08/22	12.50
69652	SG Issuer – HSBC R Bull CBBC Sep 2018 Q	100,000,000	2017/12/22	2018/09/27	25.00
60737	SG Issuer – HSI R Bear CBBC Mar 2018 J	200,000,000	2017/12/22	2018/03/28	50.00
60763	SG Issuer – HSI R Bear CBBC Jul 2018 R	200,000,000	2017/12/22	2018/07/30	50.00
69662	SG Issuer – Ping An R Bull CBBC Jun 2018 G	100,000,000	2017/12/22	2018/06/25	25.00
69766	SG Issuer – Ping An R Bear CBBC Jul 2018 A	100,000,000	2017/12/22	2018/07/30	25.00



# MAIN BOARD CALLABLE BULL/BEAR CONTRACTS

Code	Callable Bull/Bear Contracts	No. of issue (units)	Listing date	Expiry	Amount raised (HK\$ mil.)
69667	SG Issuer – Tencent R Bull CBBC Jun 2018 U	80,000,000	2017/12/22	2018/06/25	20.00
69784	SG Issuer – Tencent R Bear CBBC Aug 2018 D	80,000,000	2017/12/22	2018/08/30	20.00
69832	UBS AG – HSI R Bull CBBC Aug 2019 N	200,000,000	2017/12/22	2019/08/29	50.00
69814	UBS AG – HSI R Bull CBBC Sep 2019 I	250,000,000	2017/12/22	2019/09/27	62.50
69887	UBS AG – HSI R Bear CBBC Apr 2018 W	250,000,000	2017/12/22	2018/04/27	62.50
69888	UBS AG – HSI R Bear CBBC May 2018 R	250,000,000	2017/12/22	2018/05/30	62.50
69890	UBS AG – HSI R Bear CBBC May 2018 S	250,000,000	2017/12/22	2018/05/30	62.50
69892	UBS AG – HSI R Bear CBBC Jun 2018 E	250,000,000	2017/12/22	2018/06/28	62.50
69836	UBS AG – Tencent R Bull CBBC Apr 2018 X	40,000,000	2017/12/22	2018/04/27	10.00
60768	BNP Paribas Issuance B.V. – Tencent R Bear CBBC Apr 2018 Y	50,000,000	2017/12/27	2018/04/27	12.50
63162	Credit Suisse AG – HKEX R Bull CBBC Jun 2018 B	50,000,000	2017/12/27	2018/06/27	12.50
63154	Credit Suisse AG – HSI R Bull CBBC Dec 2018 T	200,000,000	2017/12/27	2018/12/28	50.00
63137	Credit Suisse AG – HSI R Bear CBBC Apr 2018 T	200,000,000	2017/12/27	2018/04/27	50.00
63145	Credit Suisse AG – HSI R Bear CBBC May 2018 P	200,000,000	2017/12/27	2018/05/30	50.00
63178	Credit Suisse AG – Ping An R Bull CBBC Jun 2018 M	100,000,000	2017/12/27	2018/06/13	25.00
62439	Bank of East Asia – Galaxy Ent R Bull CBBC Oct 2018 B	16,000,000	2017/12/27	2018/10/16	10.40
62378	Bank of East Asia – HKEX R Bull CBBC Oct 2018 E	40,000,000	2017/12/27	2018/10/16	10.00
62398	Bank of East Asia – HKEX R Bull CBBC Oct 2018 F	40,000,000	2017/12/27	2018/10/16	10.00
62280	Bank of East Asia – ICBC R Bull CBBC Oct 2018 A	60,000,000	2017/12/27	2018/10/16	15.00
62221	Bank of East Asia – Ping An R Bull CBBC Oct 2018 A	16,000,000	2017/12/27	2018/10/16	10.40
62356	Bank of East Asia – Tencent R Bull CBBC Oct 2018 M	40,000,000	2017/12/27	2018/10/16	10.00
63790	Goldman Sachs SP (Asia) – CC Bank R Bull CBBC Aug 2018 B	120,000,000	2017/12/27	2018/08/28	30.00
63946	Goldman Sachs SP (Asia) – CC Bank R Bull CBBC Aug 2018 C	120,000,000	2017/12/27	2018/08/29	30.00
63789	Goldman Sachs SP (Asia) – HKEX R Bull CBBC Oct 2018 Q	120,000,000	2017/12/27	2018/10/23	30.00
63931	Goldman Sachs SP (Asia) – HKEX R Bull CBBC Oct 2018 R	120,000,000	2017/12/27	2018/10/23	30.00
63690	Goldman Sachs SP (Asia) – HSI R Bull CBBC Oct 2019 N	200,000,000	2017/12/27	2019/10/30	50.00
62502	Goldman Sachs SP (Asia) – HSI R Bear CBBC Apr 2018 A	200,000,000	2017/12/27	2018/04/27	50.00
62517	Goldman Sachs SP (Asia) – HSI R Bear CBBC Apr 2018 B	200,000,000	2017/12/27	2018/04/27	50.00
60940	Goldman Sachs SP (Asia) – HSI R Bear CBBC Apr 2018 Z	200,000,000	2017/12/27	2018/04/27	50.00
63797	Goldman Sachs SP (Asia) – Tencent R Bull CBBC Mar 2018 N	120,000,000	2017/12/27	2018/03/29	30.00
63813	Goldman Sachs SP (Asia) – Tencent R Bull CBBC Mar 2018 P	120,000,000	2017/12/27	2018/03/28	30.00
62188	HK Bank – BOCL R Bull CBBC Sep 2018 C	80,000,000	2017/12/27	2018/09/03	20.00
62179	HK Bank – BOCL R Bull CBBC Oct 2018 A	80,000,000	2017/12/27	2018/10/08	20.00
62058	HK Bank – China Mobile R Bear CBBC Jul 2018 A	40,000,000	2017/12/27	2018/07/03	10.00
62151	HK Bank – COVS R Bull CBBC Nov 2018 A	40,000,000	2017/12/27	2018/11/12	22.00
62006	HK Bank – CUni R Bull CBBC Sep 2018 A	40,000,000	2017/12/27	2018/09/10	10.00
61946	HK Bank – CC Bank R Bull CBBC Sep 2018 D	80,000,000	2017/12/27	2018/09/24	20.00
62039	HK Bank – HKEX R Bull CBBC Jun 2018 N	50,000,000	2017/12/27	2018/06/11	12.50
61470	HK Bank – HSI R Bull CBBC Jul 2018 K	150,000,000	2017/12/27	2018/07/30	37.50
61305	HK Bank – HSI R Bull CBBC Sep 2018 C	100,000,000	2017/12/27	2018/09/27	25.00
61495	HK Bank – HSI R Bear CBBC Apr 2018 A	100,000,000	2017/12/27	2018/04/27	25.00
61947	HK Bank – ICBC R Bull CBBC Sep 2018 F	80,000,000	2017/12/27	2018/09/24	20.00
61551	HK Bank – PetCh R Bull CBBC Oct 2018 D	80,000,000	2017/12/27	2018/10/29	20.00
61657	HK Bank – PetCh R Bear CBBC Jul 2018 B	40,000,000	2017/12/27	2018/07/16	10.00
61679	HK Bank – PetCh R Bear CBBC Aug 2018 A	40,000,000	2017/12/27	2018/08/06	10.00



## MAIN BOARD CALLABLE BULL/BEAR CONTRACTS

Code	Callable Bull/Bear Contracts	No. of issue (units)	Listing date	Expiry	Amount raised (HK\$ mil.)
61961	HK Bank – Sunny Optical R Bull CBBC Jul 2018 H	40,000,000	2017/12/27	2018/07/23	10.00
62205	HK Bank – Sunny Optical R Bull CBBC Aug 2018 E	40,000,000	2017/12/27	2018/08/27	10.00
61948	HK Bank – Sunny Optical R Bull CBBC Sep 2018 C	40,000,000	2017/12/27	2018/09/10	12.00
61978	HK Bank – Tencent R Bull CBBC Jul 2018 Q	60,000,000	2017/12/27	2018/07/03	15.00
61023	Haitong Int'l Sec – China Life R Bull CBBC Aug 2018 C	40,000,000	2017/12/27	2018/08/08	10.00
61039	Haitong Int'l Sec – China Life R Bull CBBC Aug 2018 D	40,000,000	2017/12/27	2018/08/08	10.00
61053	Haitong Int'l Sec – Geely Auto R Bull CBBC Aug 2018 B	40,000,000	2017/12/27	2018/08/08	10.00
61137	Haitong Int'l Sec – Geely Auto R Bull CBBC Aug 2018 C	40,000,000	2017/12/27	2018/08/08	10.00
61240	Haitong Int'l Sec – Geely Auto R Bull CBBC Aug 2018 D	40,000,000	2017/12/27	2018/08/08	13.48
61254	Haitong Int'l Sec – Geely Auto R Bear CBBC May 2018 A	30,000,000	2017/12/27	2018/05/08	11.28
61010	Haitong Int'l Sec – Sunny Optical R Bull CBBC Apr 2018 D	40,000,000	2017/12/27	2018/04/13	10.00
61020	Haitong Int'l Sec – Sunny Optical R Bull CBBC Apr 2018 E	40,000,000	2017/12/27	2018/04/13	10.00
63402	J P Morgan SP BV – CC Bank R Bull CBBC Jun 2018 A	150,000,000	2017/12/27	2018/06/15	37.50
63316	J P Morgan SP BV – CNOOC R Bull CBBC Nov 2018 B	60,000,000	2017/12/27	2018/11/16	15.00
63366	J P Morgan SP BV – HKEX R Bull CBBC Apr 2018 H	40,000,000	2017/12/27	2018/04/20	10.00
63393	J P Morgan SP BV – HKEX R Bull CBBC Apr 2018 I	40,000,000	2017/12/27	2018/04/20	10.00
63398	J P Morgan SP BV – HKEX R Bear CBBC Apr 2018 E	40,000,000	2017/12/27	2018/04/20	10.00
63005	J P Morgan SP BV – HSI R Bull CBBC Oct 2019 B	200,000,000	2017/12/27	2019/10/30	50.00
63511	J P Morgan SP BV – HSI R Bull CBBC Oct 2019 C	200,000,000	2017/12/27	2019/10/30	50.00
63482	J P Morgan SP BV – HSI R Bear CBBC Mar 2018 A	200,000,000	2017/12/27	2018/03/28	50.00
63504	J P Morgan SP BV – HSI R Bear CBBC Mar 2018 N	200,000,000	2017/12/27	2018/03/28	50.00
62994	J P Morgan SP BV – HSI R Bear CBBC May 2018 V	200,000,000	2017/12/27	2018/05/30	50.00
63355	J P Morgan SP BV – PetCh R Bull CBBC Aug 2018 B	100,000,000	2017/12/27	2018/08/17	25.00
62916	Macquarie Bank Ltd. – HKEX R Bull CBBC Sep 2018 M	20,000,000	2017/12/27	2018/09/27	10.34
62932	Macquarie Bank Ltd. – HKEX R Bull CBBC Sep 2018 N	20,000,000	2017/12/27	2018/09/27	10.40
62768	Macquarie Bank Ltd. – Tencent R Bull CBBC Jul 2018 F	12,500,000	2017/12/27	2018/07/31	10.05
62782	Macquarie Bank Ltd. – Tencent R Bull CBBC Jul 2018 G	13,200,000	2017/12/27	2018/07/31	10.07
60896	SG Issuer – Geely Auto R Bull CBBC Dec 2018 D	40,000,000	2017/12/27	2018/12/13	10.00
62569	SG Issuer – HKEX R Bull CBBC Nov 2018 D	50,000,000	2017/12/27	2018/11/29	12.50
62623	SG Issuer – HKEX R Bull CBBC Dec 2018 E	50,000,000	2017/12/27	2018/12/28	12.50
63717	SG Issuer – HSI R Bull CBBC Jan 2020 C	200,000,000	2017/12/27	2020/01/30	50.00
63694	SG Issuer – HSI R Bear CBBC Mar 2018 K	200,000,000	2017/12/27	2018/03/28	50.00
60906	SG Issuer – Ping An R Bull CBBC Nov 2018 I	100,000,000	2017/12/27	2018/11/16	25.00
62732	SG Issuer – Sunny Optical R Bull CBBC Oct 2018 A	40,000,000	2017/12/27	2018/10/30	10.00
62756	SG Issuer – Tencent R Bull CBBC Oct 2018 H	80,000,000	2017/12/27	2018/10/30	20.00
63130	UBS AG – HSI R Bull CBBC Sep 2019 J	250,000,000	2017/12/27	2019/09/27	62.50
63069	UBS AG – HSI R Bear CBBC Mar 2018 S	250,000,000	2017/12/27	2018/03/28	62.50
63126	UBS AG – HSI R Bear CBBC Mar 2018 W	250,000,000	2017/12/27	2018/03/28	62.50
63960	BNP Paribas Issuance B.V. – Ping An R Bull CBBC Aug 2018 V	200,000,000	2017/12/28	2018/08/30	50.00
63979	BNP Paribas Issuance B.V. – Ping An R Bull CBBC Aug 2018 W	200,000,000	2017/12/28	2018/08/30	50.00
63993	BNP Paribas Issuance B.V. – Tencent R Bull CBBC Sep 2018 P	50,000,000	2017/12/28	2018/09/27	12.50
64001	BNP Paribas Issuance B.V. – Tencent R Bull CBBC Sep 2018 Q	50,000,000	2017/12/28	2018/09/27	12.50
64497	Credit Suisse AG – HSI R Bull CBBC Nov 2018 K	200,000,000	2017/12/28	2018/11/29	50.00
64499	Credit Suisse AG – HSI R Bull CBBC Feb 2019 A	200,000,000	2017/12/28	2019/02/27	50.00
64486	Credit Suisse AG – HSI R Bear CBBC Mar 2018 E	200,000,000	2017/12/28	2018/03/28	50.00

# MAIN BOARD CALLABLE BULL/BEAR CONTRACTS

Code	Callable Bull/Bear Contracts	No. of issue (units)	Listing date	Expiry	Amount raised (HK\$ mil.)
64500	Credit Suisse AG – Ping An R Bull CBBC Jun 2018 N	100,000,000	2017/12/28	2018/06/28	25.00
64504	Credit Suisse AG – Tencent R Bull CBBC Apr 2018 W	50,000,000	2017/12/28	2018/04/24	12.50
64031	Bank of East Asia – Galaxy Ent R Bull CBBC Oct 2018 C	16,000,000	2017/12/28	2018/10/18	10.40
64009	Bank of East Asia – Ping An R Bull CBBC Oct 2018 B	16,000,000	2017/12/28	2018/10/18	10.40
64029	Bank of East Asia – Sunny Optical R Bull CBBC Oct 2018 C	40,000,000	2017/12/28	2018/10/18	10.00
64018	Bank of East Asia – Tencent R Bull CBBC Oct 2018 N	40,000,000	2017/12/28	2018/10/18	10.00
64019	Bank of East Asia – Tencent R Bull CBBC Oct 2018 O	40,000,000	2017/12/28	2018/10/18	10.00
64387	Goldman Sachs SP (Asia) – HSI R Bull CBBC Sep 2019 F	200,000,000	2017/12/28	2019/09/27	50.00
64353	Goldman Sachs SP (Asia) – Ping An R Bull CBBC Oct 2018 F	120,000,000	2017/12/28	2018/10/24	30.00
64339	Goldman Sachs SP (Asia) – Ping An R Bull CBBC Oct 2018 I	120,000,000	2017/12/28	2018/10/23	30.00
64317	Goldman Sachs SP (Asia) – Tencent R Bull CBBC Apr 2018 V	120,000,000	2017/12/28	2018/04/27	30.00
64330	Goldman Sachs SP (Asia) – Tencent R Bull CBBC Apr 2018 W	120,000,000	2017/12/28	2018/04/27	30.00
64161	HK Bank – AAC Tech R Bull CBBC Jul 2018 F	40,000,000	2017/12/28	2018/07/23	10.00
64103	HK Bank – AIA R Bull CBBC Sep 2018 B	80,000,000	2017/12/28	2018/09/24	20.00
64088	HK Bank – AIA R Bull CBBC Oct 2018 E	80,000,000	2017/12/28	2018/10/08	20.00
64080	HK Bank – China Life R Bear CBBC Oct 2018 A	40,000,000	2017/12/28	2018/10/15	22.00
64044	HK Bank – CSOP A50 ETF R Bull CBBC Oct 2018 C	50,000,000	2017/12/28	2018/10/08	12.50
64056	HK Bank – CSOP A50 ETF R Bull CBBC Oct 2018 D	50,000,000	2017/12/28	2018/10/29	12.50
64043	HK Bank – CSOP A50 ETF R Bear CBBC Aug 2018 A	40,000,000	2017/12/28	2018/08/27	10.00
64190	HK Bank – Great Wall Motor R Bull CBBC Aug 2018 C	40,000,000	2017/12/28	2018/08/06	10.00
64057	HK Bank – HKEX R Bull CBBC Oct 2018 M	50,000,000	2017/12/28	2018/10/22	12.50
64034	HK Bank – HS H-SH ETF R Bull CBBC Jul 2018 A	50,000,000	2017/12/28	2018/07/23	12.50
64041	HK Bank – HS H-SH ETF R Bull CBBC Dec 2018 A	50,000,000	2017/12/28	2018/12/24	12.50
64196	HK Bank – HSI R Bull CBBC Jul 2018 L	100,000,000	2017/12/28	2018/07/30	25.00
64197	HK Bank – HSI R Bull CBBC Sep 2018 D	150,000,000	2017/12/28	2018/09/27	37.50
64203	HK Bank – HSI R Bull CBBC Sep 2018 E	150,000,000	2017/12/28	2018/09/27	37.50
64060	HK Bank – Meitu R Bull CBBC Sep 2018 A	40,000,000	2017/12/28	2018/09/17	10.00
64162	HK Bank – PetCh R Bull CBBC Aug 2018 E	80,000,000	2017/12/28	2018/08/06	20.00
64086	HK Bank – Ping An R Bull CBBC Oct 2018 E	80,000,000	2017/12/28	2018/10/15	20.00
64147	HK Bank – Tencent R Bull CBBC Jul 2018 N	60,000,000	2017/12/28	2018/07/23	15.00
64459	J P Morgan SP BV – HKEX R Bull CBBC May 2018 B	40,000,000	2017/12/28	2018/05/18	10.00
64463	J P Morgan SP BV – HKEX R Bull CBBC May 2018 C	40,000,000	2017/12/28	2018/05/18	10.00
64458	J P Morgan SP BV – HSI R Bull CBBC Apr 2019 I	200,000,000	2017/12/28	2019/04/29	50.00
64482	J P Morgan SP BV – HSI R Bull CBBC Sep 2019 W	200,000,000	2017/12/28	2019/09/27	50.00
64456	J P Morgan SP BV – HSI R Bear CBBC Mar 2018 R	200,000,000	2017/12/28	2018/03/28	50.00
64471	J P Morgan SP BV – Ping An R Bull CBBC Jun 2018 D	120,000,000	2017/12/28	2018/06/15	30.00
64457	J P Morgan SP BV – Tencent R Bull CBBC Apr 2018 Y	50,000,000	2017/12/28	2018/04/13	12.50
64478	J P Morgan SP BV – Tencent R Bear CBBC Apr 2018 K	50,000,000	2017/12/28	2018/04/20	12.50
64485	Macquarie Bank Ltd. – HSI R Bull CBBC Dec 2018 E	40,000,000	2017/12/28	2018/12/28	10.00
64484	Macquarie Bank Ltd. – Tencent R Bull CBBC Jul 2018 H	12,600,000	2017/12/28	2018/07/31	10.02
64206	SG Issuer – BOC HK R Bull CBBC Oct 2018 D	80,000,000	2017/12/28	2018/10/30	20.00
64217	SG Issuer – CUni R Bull CBBC Oct 2018 D	40,000,000	2017/12/28	2018/10/30	10.00
64241	SG Issuer – CUni R Bull CBBC Nov 2018 A	40,000,000	2017/12/28	2018/11/29	10.00
64215	SG Issuer – China Life R Bull CBBC Nov 2018 D	40,000,000	2017/12/28	2018/11/29	10.00
64259	SG Issuer – HKEX R Bull CBBC Oct 2018 G	50,000,000	2017/12/28	2018/10/30	12.50

# MAIN BOARD CALLABLE BULL/BEAR CONTRACTS

Code	Callable Bull/Bear Contracts	No. of issue (units)	Listing date	Expiry	Amount raised (HK\$ mil.)
64261	SG Issuer – HKEX R Bull CBBC Dec 2018 F	50,000,000	2017/12/28	2018/12/28	12.50
64394	SG Issuer – HSI R Bull CBBC Nov 2019 F	200,000,000	2017/12/28	2019/11/28	50.00
64400	SG Issuer – HSI R Bull CBBC Nov 2019 H	200,000,000	2017/12/28	2019/11/28	50.00
64455	SG Issuer – HSI R Bull CBBC Dec 2019 O	200,000,000	2017/12/28	2019/12/30	50.00
64282	SG Issuer – Ping An R Bull CBBC Nov 2018 J	100,000,000	2017/12/28	2018/11/29	25.00
63957	SG Issuer – SUNAC R Bull CBBC Dec 2018 C	80,000,000	2017/12/28	2018/12/14	20.00
63958	SG Issuer – SUNAC R Bull CBBC Jan 2019 A	80,000,000	2017/12/28	2019/01/30	20.00
63959	SG Issuer – SUNAC R Bull CBBC Feb 2019 A	80,000,000	2017/12/28	2019/02/27	20.00
64283	SG Issuer – Tencent R Bull CBBC Nov 2018 I	80,000,000	2017/12/28	2018/11/29	20.00
64386	UBS AG – CSOP A50 ETF R Bull CBBC Apr 2018 D	40,000,000	2017/12/28	2018/04/30	10.00
64374	UBS AG – Galaxy Ent R Bull CBBC Jul 2018 B	40,000,000	2017/12/28	2018/07/30	10.00
64368	UBS AG – HSI R Bull CBBC Sep 2019 K	250,000,000	2017/12/28	2019/09/27	62.50
64367	UBS AG – HSI R Bear CBBC Apr 2018 Z	200,000,000	2017/12/28	2018/04/27	50.00
64373	UBS AG – Ping An R Bull CBBC Jun 2018 C	50,000,000	2017/12/28	2018/06/11	12.50
64369	UBS AG – Tencent R Bull CBBC May 2018 H	40,000,000	2017/12/28	2018/05/30	10.00
64370	UBS AG – Tencent R Bull CBBC May 2018 I	40,000,000	2017/12/28	2018/05/28	10.00
64508	BNP Paribas Issuance B.V. – HSI R Bull CBBC Sep 2019 W	250,000,000	2017/12/29	2019/09/27	62.50
64551	Credit Suisse AG – Galaxy Ent R Bear CBBC Jul 2018 C	50,000,000	2017/12/29	2018/07/20	12.50
64595	Credit Suisse AG – HSI R Bull CBBC Dec 2018 U	200,000,000	2017/12/29	2018/12/28	50.00
64601	Credit Suisse AG – HSI R Bear CBBC May 2018 Q	200,000,000	2017/12/29	2018/05/30	50.00
64549	Credit Suisse AG – Ping An R Bull CBBC Jun 2018 O	100,000,000	2017/12/29	2018/06/15	25.00
64550	Credit Suisse AG – Ping An R Bull CBBC Jun 2018 P	100,000,000	2017/12/29	2018/06/22	25.00
64668	Goldman Sachs SP (Asia) – HKEX R Bear CBBC Oct 2018 F	80,000,000	2017/12/29	2018/10/23	20.00
64523	Goldman Sachs SP (Asia) – HSBC R Bull CBBC Sep 2018 U	120,000,000	2017/12/29	2018/09/28	30.00
64627	Goldman Sachs SP (Asia) – HSI R Bull CBBC Sep 2019 G	200,000,000	2017/12/29	2019/09/27	50.00
64633	Goldman Sachs SP (Asia) – HSI R Bear CBBC Apr 2018 C	200,000,000	2017/12/29	2018/04/27	50.00
64640	Goldman Sachs SP (Asia) – Ping An R Bull CBBC Oct 2018 J	120,000,000	2017/12/29	2018/10/23	30.00
64517	Goldman Sachs SP (Asia) – Tencent R Bull CBBC Apr 2018 K	120,000,000	2017/12/29	2018/04/10	30.00
64639	Goldman Sachs SP (Asia) – Tencent R Bear CBBC Mar 2018 L	80,000,000	2017/12/29	2018/03/29	20.00
64531	HK Bank – BOC HK R Bull CBBC Nov 2018 B	80,000,000	2017/12/29	2018/11/19	20.00
64577	HK Bank – China Mobile R Bear CBBC Jul 2018 B	40,000,000	2017/12/29	2018/07/09	10.00
64578	HK Bank – China Mobile R Bear CBBC Jul 2018 C	40,000,000	2017/12/29	2018/07/16	10.00
64579	HK Bank – China Mobile R Bear CBBC Oct 2018 A	40,000,000	2017/12/29	2018/10/15	10.00
64575	HK Bank – CUni R Bull CBBC Nov 2018 A	40,000,000	2017/12/29	2018/11/19	12.00
64582	HK Bank – CC Bank R Bear CBBC Sep 2018 B	40,000,000	2017/12/29	2018/09/03	10.00
64583	HK Bank – CC Bank R Bear CBBC Oct 2018 A	40,000,000	2017/12/29	2018/10/08	10.00
64529	HK Bank – Galaxy Ent R Bull CBBC Jul 2018 J	80,000,000	2017/12/29	2018/07/03	20.00
64533	HK Bank – HKEX R Bull CBBC Jun 2018 O	50,000,000	2017/12/29	2018/06/25	12.50
64547	HK Bank – HSI R Bull CBBC Jul 2018 Y	100,000,000	2017/12/29	2018/07/30	25.00
64541	HK Bank – HSI R Bull CBBC Sep 2018 F	150,000,000	2017/12/29	2018/09/27	37.50
64548	HK Bank – HSI R Bear CBBC Apr 2018 W	100,000,000	2017/12/29	2018/04/27	25.00
64586	HK Bank – ICBC R Bull CBBC Oct 2018 B	80,000,000	2017/12/29	2018/10/22	20.00
64587	HK Bank – ICBC R Bear CBBC Sep 2018 B	40,000,000	2017/12/29	2018/09/03	10.00
64588	HK Bank – Ping An R Bull CBBC Nov 2018 D	80,000,000	2017/12/29	2018/11/05	20.00
64532	HK Bank – Tencent R Bull CBBC Jun 2018 M	60,000,000	2017/12/29	2018/06/25	15.00

## MAIN BOARD CALLABLE BULL/BEAR CONTRACTS

Code	Callable Bull/Bear Contracts	No. of issue (units)	Listing date	Expiry	Amount raised (HK\$ mil.)
64612	J P Morgan SP BV – AAC Tech R Bull CBBC Apr 2018 A	40,000,000	2017/12/29	2018/04/20	10.00
64615	J P Morgan SP BV – AAC Tech R Bull CBBC Apr 2018 B	40,000,000	2017/12/29	2018/04/20	10.00
64619	J P Morgan SP BV – AAC Tech R Bear CBBC Apr 2018 A	40,000,000	2017/12/29	2018/04/20	10.80
64620	J P Morgan SP BV – Galaxy Ent R Bull CBBC May 2018 F	100,000,000	2017/12/29	2018/05/18	25.00
64621	J P Morgan SP BV – HSI R Bull CBBC Apr 2019 J	200,000,000	2017/12/29	2019/04/29	50.00
64624	J P Morgan SP BV – HSI R Bear CBBC Mar 2018 T	200,000,000	2017/12/29	2018/03/28	50.00
64603	J P Morgan SP BV – Ping An R Bull CBBC May 2018 I	100,000,000	2017/12/29	2018/05/18	25.00
64604	J P Morgan SP BV – Sunny Optical R Bull CBBC Jul 2018 A	70,000,000	2017/12/29	2018/07/20	17.50
64607	J P Morgan SP BV – Sunny Optical R Bear CBBC Apr 2018 A	40,000,000	2017/12/29	2018/04/20	10.40
64608	J P Morgan SP BV – Sunny Optical R Bear CBBC Apr 2018 B	40,000,000	2017/12/29	2018/04/20	10.00
64602	J P Morgan SP BV – Tencent R Bull CBBC Apr 2018 Z	50,000,000	2017/12/29	2018/04/13	12.50
64590	Macquarie Bank Ltd. – Tencent R Bear CBBC Jul 2018 G	12,700,000	2017/12/29	2018/07/31	10.01
64509	SG Issuer – BOCL R Bull CBBC Dec 2018 B	40,000,000	2017/12/29	2018/12/21	10.00
64552	SG Issuer – BYD Company R Bull CBBC Sep 2018 B	50,000,000	2017/12/29	2018/09/14	12.50
64556	SG Issuer – China Mobile R Bull CBBC Oct 2018 F	100,000,000	2017/12/29	2018/10/30	25.00
64554	SG Issuer – China Life R Bull CBBC Aug 2018 D	40,000,000	2017/12/29	2018/08/24	10.00
64560	SG Issuer – Galaxy Ent R Bull CBBC Oct 2018 C	80,000,000	2017/12/29	2018/10/12	20.00
64511	SG Issuer – Galaxy R Bear CBBC Jul 2018 B	80,000,000	2017/12/29	2018/07/20	20.00
64513	SG Issuer – Galaxy R Bear CBBC Sep 2018 B	80,000,000	2017/12/29	2018/09/21	20.00
64594	SG Issuer – HSI R Bull CBBC Nov 2019 L	200,000,000	2017/12/29	2019/11/28	50.00
64593	SG Issuer – HSI R Bear CBBC Apr 2018 C	200,000,000	2017/12/29	2018/04/27	50.00
64561	SG Issuer – ICBC R Bull CBBC Aug 2018 M	60,000,000	2017/12/29	2018/08/31	15.00
64562	SG Issuer – Ping An R Bull CBBC Sep 2018 B	100,000,000	2017/12/29	2018/09/21	25.00
64571	SG Issuer – Tencent R Bull CBBC Nov 2018 J	80,000,000	2017/12/29	2018/11/22	20.00
64514	SG Issuer – Tencent R Bear CBBC Aug 2018 E	80,000,000	2017/12/29	2018/08/30	20.00
64591	UBS AG – HSI R Bull CBBC Aug 2019 O	200,000,000	2017/12/29	2019/08/29	50.00
<b>Total</b>					<b>144,771.12</b>

# Further issue

# DR/ELI/TRADING ONLY STOCKS TRADING STATISTICS

## Depository Receipt Trading Statistics

		No. of issues	Turnover value (HK\$ mil.)
2016	Q4	2	12.84
2017	Q1	2	15.32
	Q2	2	11.27
	Q3	2	20.30
	Q4	2	69.47

## Equity Linked Instrument Trading Statistics

		No. of issues	Turnover value (HK\$ mil.)
2016	Q4	-	-
2017	Q1	-	-
	Q2	-	-
	Q3	-	-
	Q4	-	-

## NASDAQ Stocks

		No. of issues	Turnover value (HK\$ mil.)
2016	Q4	6	0.03
2017	Q1	6	0.00
	Q2	6	0.05
	Q3	6	0.05
	Q4	6	0.11

## iShares

		No. of issues	Turnover value (HK\$ mil.)
2016	Q4	2	-
2017	Q1	2	-
	Q2	2	-
	Q3	2	0.18
	Q4	-	0.18

# GEM EQUITIES

## Equity Turnover – GEM

		Share (Mil. shs)	Value (HK\$ mil.)	No. of deals
2016	Q4	101,583.21	26,606.56	769,681
2017	Q1	97,529.59	28,022.82	829,314
	Q2	144,624.15	42,516.37	1,348,433
	Q3	115,376.01	34,263.33	1,107,761
	Q4	120,061.70	44,257.64	1,499,290

## Equity Trading Statistics – GEM

		No. of trading days	Average daily turnover (HK\$ mil.)	Average value per deal
2016	Q4	61	436.17	34,568
2017	Q1	62	451.98	33,790
	Q2	59	720.62	31,530
	Q3	64	535.36	30,930
	Q4	61	725.54	29,519

## 20 Most Advanced GEM Stocks

for 4th quarter 2017

Rank	Code	Stock	Closing price		% up
			End of Dec 2017	End of Sep 2017	
1	08413	ASIA GROCERY	1.130	0.160	606.25
2	08455	LAI GROUP	1.890	0.390	384.62
3	08050	QUANTUM THINK	1.500	0.410	265.85
4	08187	EVERSMART INT	2.000	0.600	233.33
5	08463	TOMO HOLDINGS	2.000	0.640	212.50
6	08181	KONGSHUMUNION	0.380	0.155	145.16
7	08296	SINO-LIFE GROUP	0.305	0.125	144.00
8	08293	SINGASIA HLDG	17.860	7.650	133.46
9	08021	WLS HOLDINGS	0.039	0.018	116.67
10	08019	HAO WEN HLDGS	0.104	0.048	116.67
11	08423	CHI HO DEV	1.640	0.780	110.26
12	08170	KSL HOLDINGS	2.440	1.200	103.33
13	08347	F8 ENT	0.440	0.220	100.00
14	08039	KNK HOLDINGS	3.380	1.720	96.51
15	08228	NATIONAL ARTS	0.405	0.208	94.71
16	08022	EVERSHINE GP	1.050	0.550	90.91
17	08425	HING MING HLDGS	1.350	0.740	82.43
18	08383	LINOCRAFT HLDGS	0.680	0.385	76.62
19	08062	EFT SOLUTIONS	0.510	0.290	75.86
20	08416	HM INTL HLDGS	0.830	0.480	72.92

A Adjusted



# GEM EQUITIES

## 20 Most Declined GEM Stocks

for 4th quarter 2017

Rank	Code	Stock	Closing price		% down
			End of Dec 2017	End of Sep 2017	
1	08102	LI BAO GE GP	0.420	6.870	-93.89
2	08352	SING ON HLDGS	0.375	5.010	-92.51
3	08232	CLASSIFIED GP	1.700	9.990	-82.98
4	08283	ZHENG LI HLDG	0.780	4.000	-80.50
5	08195	L&A INTL HOLD	0.046	0.200 A	-77.00
6	08370	ZHI SHENG GP	1.200	4.600	-73.91
7	08242	MEGALOGICTECH	0.136	0.435	-68.74
8	08491	COOL LINK	0.300	0.880	-65.91
9	08361	PARENTING NET	0.600	1.600	-62.50
10	08161	MEDINET GROUP	0.090	0.230	-60.87
11	08337	DIRECTEL	0.047	0.110	-57.27
12	08125	ROYAL CEN RES	0.710	1.430	-50.35
13	08256	NETEL	0.039	0.077	-49.35
14	08349	MEIGU TECH	1.530	2.940	-47.96
15	08018	FINSOFT FIN	0.127	0.222	-42.79
16	08213	NEW WISDOM H	0.052	0.090	-42.22
17	08427	SK TARGET	0.290	0.500	-42.00
18	08202	INNO-TECH HOLD	0.160	0.255	-37.25
19	08153	CODE AGRI	0.190	0.300	-36.67
20	08197	BAYTACARE PHARM	0.400	0.630	-36.51

A Adjusted

# GEM EQUITIES

## 20 Most Active GEM Stocks by Value

for 4th quarter 2017

Rank	Code	Stock	Turnover (HK\$ mil.)	% of total
1	08207	CHONGSING HLDGS	2,951.30	6.67
2	08227	HAITIAANTIAN	1,858.85	4.20
3	08137	HONBRIDGE	1,561.59	3.53
4	08392	SATU HOLDINGS	1,206.25	2.73
5	08228	NATIONAL ARTS	1,084.25	2.45
6	08102	LI BAO GE GP	870.38	1.97
7	08156	CHINA VANGUARD	869.93	1.97
8	08292	WORLDGATEGLOBAL	852.48	1.93
9	08455	LAI GROUP	773.70	1.75
10	08321	TAI KAM HLDGS	768.40	1.74
11	08133	JETE POWER	679.02	1.53
12	08226	KOALA FIN GP	615.88	1.39
13	08291	WAN CHENG METAL	613.92	1.39
14	08469	SHENGYE CAPITAL	579.96	1.31
15	08383	LINOCRAFT HLDGS	551.51	1.25
16	08217	LUEN WONG GP	551.04	1.25
17	08275	BEAVER GROUP	543.68	1.23
18	08352	SING ON HLDGS	534.32	1.21
19	08022	EVERSHINE GP	493.34	1.11
20	08416	HM INTL HLDGS	466.18	1.05
<b>Total</b>			<b>18,426.00</b>	<b>41.63</b>

# GEM EQUITIES

## 20 Most Active GEM Stock by Shares

for 4th quarter 2017

Rank	Code	Stock	Turnover (Mil. shs)	% of total
1	08046	HENG XIN CHINA	5,998.93	5.00
2	08021	WLS HOLDINGS	3,740.93	3.12
3	08250	SILK RD ENERGY	3,223.19	2.68
4	08081	IE CHINA	3,094.09	2.58
5	08207	CHONGSING HLDGS	2,898.63	2.41
6	08193	GC PRO SER	2,790.31	2.32
7	08299	GRAND T G GOLD	2,783.74	2.32
8	08228	NATIONAL ARTS	2,735.50	2.28
9	08129	CLOUD INV HOLD	2,656.34	2.21
10	08171	CHINA TRENDS	2,450.07	2.04
11	08238	WINTO GROUP	2,283.10	1.90
12	08158	CRMI	2,273.01	1.89
13	08133	JETE POWER	2,242.24	1.87
14	08200	SAU SAN TONG	2,114.22	1.76
15	08226	KOALA FIN GP	2,058.05	1.71
16	08392	SATU HOLDINGS	1,757.12	1.46
17	08009	CHI ENGY HOLD	1,755.24	1.46
18	08087	CHINA 33MEDIA	1,713.64	1.43
19	08272	C FOOD&BEV GP	1,648.80	1.37
20	08215	FIRST CREDIT	1,644.19	1.37
<b>Total</b>			<b>51,861.33</b>	<b>43.20</b>

# GEM EQUITIES

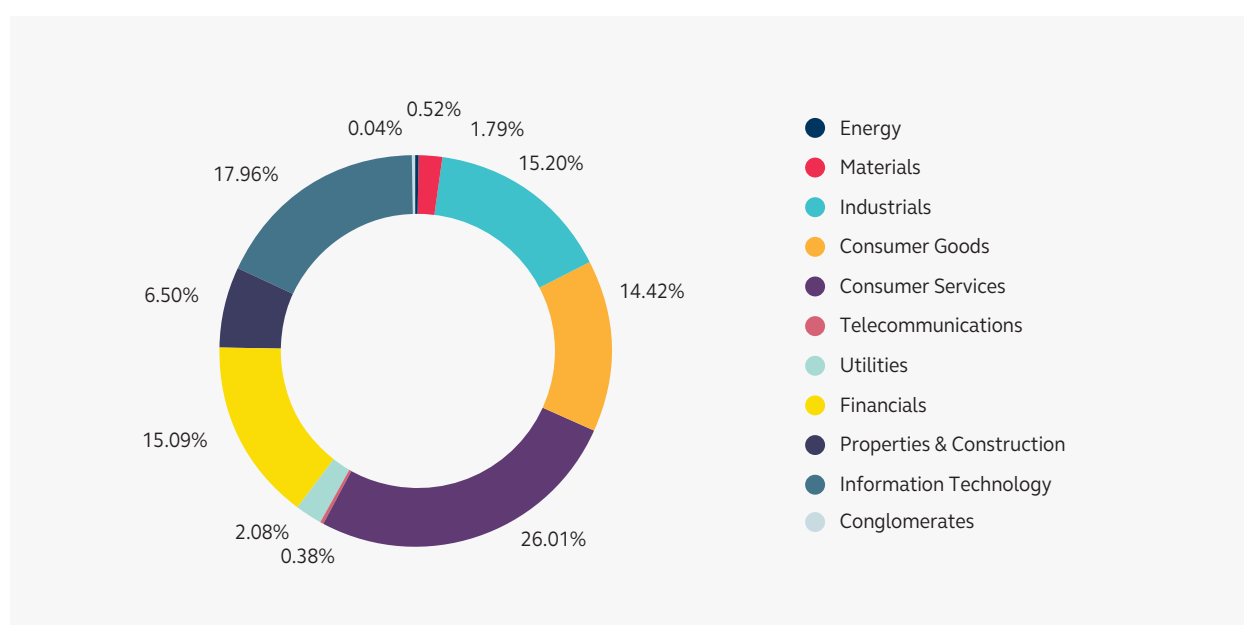
## Market Capitalisation of Listed Companies for GEM

as at the quarter end

		HK\$ mil.
2016	Q4	310,871.86
2017	Q1	324,082.25
	Q2	267,662.50
	Q3	271,598.42
	Q4	280,841.44

## Market Capitalisation by Hang Seng Industry Classification System \* - GEM

Quarter-end figures



\* Hang Seng Industry Classification System (HSICS) is provided by Hang Seng Indexes Company Limited.

Note: New Hang Seng Industry Classification System took effect on 9 September 2013.

# GEM EQUITIES

## 50 Leading Companies by Market Capitalisation – GEM

as at the 4th quarter end 2017

Rank	Company	Market capitalisation (HK\$ mil.)	% of market total
1	08207 Chong Sing Holdings FinTech Group Ltd.	23,036.24	8.20
2	08137 Honbridge Holdings Ltd.	17,159.57	6.11
3	08008 Sunevision Holdings Ltd.	13,796.97	4.91
4	08279 AGTech Holdings Ltd.	13,608.46	4.85
5	08138 Beijing Tong Ren Tang Chinese Medicine Co. Ltd.	8,890.00	3.17
6	08265 China Trustful Group Ltd.	7,271.09	2.59
7	08032 Viva China Holdings Ltd.	6,870.81	2.45
8	08057 Madison Holdings Group Ltd.	6,840.00	2.44
9	08176 SuperRobotics Ltd.	6,133.71	2.18
10	08407 China Industrial Securities Int'l Financial Group Ltd.	5,400.00	1.92
11	08469 Sheng Ye Capital Ltd.	5,157.80	1.84
12	08227 Xi'an Haitiantian Holdings Co., Ltd. – H Shares	5,017.59	1.79
13	08446 In Technical Productions Holdings Ltd.	4,880.00	1.74
14	08293 SingAsia Holdings Ltd.	4,465.00	1.59
15	08078 HMV Digital China Group Ltd.	3,315.04	1.18
16	08083 China Innovationpay Group Ltd.	3,000.95	1.07
17	08158 China Regenerative Medicine International Ltd.	2,901.66	1.03
18	08261 Haitian Energy International Ltd.	2,832.16	1.01
19	08237 Link Holdings Ltd.	2,652.40	0.94
20	08156 China Vanguard You Champion Holdings Ltd.	2,632.68	0.94
21	08167 Neo Telemedia Ltd.	2,286.92	0.81
22	08050 Quantum Thinking Ltd.	2,034.38	0.72
23	08053 Pizu Group Holdings Ltd.	1,886.12	0.67
24	08228 National Arts Entertainment and Culture Group Ltd.	1,828.24	0.65
25	08325 China Smartpay Group Holdings Ltd.	1,808.61	0.64
26	08090 China Assurance Finance Group Ltd.	1,775.39	0.63
27	08005 Yuxing InfoTech Investment Holdings Ltd.	1,767.03	0.63
28	08233 CIG Yangtze Ports PLC	1,759.57	0.63
29	08022 Evershine Group Holdings Ltd.	1,719.56	0.61
30	08308 Gudou Holdings Ltd.	1,715.00	0.61
31	08047 China Ocean Fishing Holdings Ltd.	1,682.55	0.60
32	08351 Larry Jewelry International Co. Ltd.	1,655.41	0.59
33	08410 Edvance International Holdings Ltd.	1,580.00	0.56
34	08326 Tonking New Energy Group Holdings Ltd.	1,578.74	0.56
35	08172 Lajin Entertainment Network Group Ltd.	1,557.38	0.55
36	08292 Worldgate Global Logistics Ltd.	1,520.00	0.54
37	08455 Lai Group Holding Co. Ltd.	1,512.00	0.54
38	08030 Flying Financial Service Holdings Ltd.	1,471.72	0.52
39	08417 Dadi Education Holdings Ltd.	1,470.34	0.52
40	08039 KNK Holdings Ltd.	1,412.84	0.50
41	08316 Pak Wing Group (Holdings) Ltd.	1,400.00	0.50
42	08029 Sun International Group Ltd.	1,363.57	0.49
43	08413 Asia Grocery Distribution Ltd.	1,313.06	0.47
44	08423 Chi Ho Development Holdings Ltd.	1,312.00	0.47
45	08016 Changhong Jiahua Holdings Ltd.	1,221.91	0.44
46	08328 Xinyi Automobile Glass Hong Kong Enterprises Ltd.	1,182.85	0.42
47	08055 China E-Information Technology Group Ltd.	1,176.75	0.42
48	08260 Yin He Holdings Ltd.	1,169.25	0.42
49	08095 Beijing Beida Jade Bird Universal Sci-Tech Co. Ltd. – H Shs	1,119.89	0.40
50	08246 Northern New Energy Holdings Ltd.	1,067.35	0.38
<b>Total</b>		<b>192,210.54</b>	<b>68.44</b>
<b>Market Total</b>		<b>280,841.44</b>	<b>100.00</b>

# GEM EQUITIES

## New Listing Statistics – equities for GEM

		No. of newly listed companies	Funds raised (HK\$ mil.)
2016	Q4	20	2,669.32
2017	Q1	19	1,324.56
	Q2	16	1,235.49
	Q3	20	1,772.73
	Q4	25	1,605.50

## Newly Listed Companies for GEM

for 4th quarter 2017

Code	Company	Listing date	No. of issued shares	Funds raised (HK\$ mil.)
08437	RMH Holdings Ltd.	2017/10/13	600,000,000	72.00
08275	Beaver Group (Holding) Co. Ltd.	2017/10/16	600,000,000	51.00
08480	Furniweb Holdings Ltd.	2017/10/16	504,000,000	63.00
08065	KML Technology Group Ltd.	2017/10/16	400,000,000	60.00
08392	Satu Holdings Ltd.	2017/10/16	1,000,000,000	55.00
08430	C&N Holdings Ltd.	2017/10/18	640,000,000	70.40
08457	Goal Rise Logistics (China) Holdings Ltd.	2017/10/18	800,000,000	60.00
08476	Ocean One Holding Ltd.	2017/10/19	280,000,000	85.40
08470	Lumina Group Ltd.	2017/10/25	600,000,000	69.00
08436	Takbo Group Holdings Ltd.	2017/10/27	400,000,000	69.00
08426	Modern Living Investments Holdings Ltd.	2017/11/10	800,000,000	60.00
08375	Vertical International Holdings Ltd.	2017/11/13	800,000,000	60.00
08400	Asia Pioneer Entertainment Holdings Ltd.	2017/11/15	1,000,000,000	70.00
08376	Fineland Real Estate Services Group Ltd.	2017/11/15	400,000,000	79.00
08118	Bortex Global Ltd.	2017/11/16	500,000,000	60.00
08373	Indigo Star Holdings Ltd.	2017/11/16	400,000,000	60.00
08402	GT Steel Construction Group Ltd.	2017/11/17	480,000,000	64.80
08495	1957 & Co. (Hospitality) Ltd.	2017/12/05	320,000,000	50.40
08406	Alpha Era International Holdings Ltd.	2017/12/07	800,000,000	63.00
08429	Icicle Group Holdings Ltd.	2017/12/08	480,000,000	66.00
08385	Prosperous Printing Co. Ltd.	2017/12/13	800,000,000	70.00
08377	Shen You Holdings Ltd.	2017/12/15	800,000,000	75.00
08419	AV Promotions Holdings Ltd.	2017/12/21	400,000,000	55.00
08485	Smart Globe Holdings Ltd.	2017/12/28	1,000,000,000	62.50
08422	WT Group Holdings Ltd.	2017/12/28	1,000,000,000	55.00
<b>Total</b>				<b>1,605.50</b>



# GEM EQUITIES

## Withdrawal of Listed Companies – GEM

for 4th quarter 2017

Code	Company	Last trading date	Delisted date	
08141	KPa-BM Holdings Ltd. *	2017/10/23	2017/10/24	§
08122	Thelloy Development Group Ltd. *	2017/10/25	2017/10/26	§
08038	Golden Power Group Holdings Ltd. *	2017/11/09	2017/11/10	§
08012	World-Link Logistics (Asia) Holding Ltd. *	2017/11/14	2017/11/15	§
08077	KVB Kunlun Financial Group Ltd. *	2017/12/14	2017/12/15	§

\* Transfers of listing from GEM to Main Board pursuant to the revised Rule 9.24 of the GEM Listing Rules and to the new Chapter 9A of the Main Board Listing Rules effective from 1 July 2008.

§ Effective date of the transfer of listing from GEM to Main Board.

## Company Name Changes for GEM

for 4th quarter 2017

Code	Old name	New name	Effective date	Adoption date
08198	MelcoLot Ltd.	Loto Interactive Ltd.	2017/09/08	2017/10/10
08176	SkyNet Group Ltd.	SuperRobotics Ltd.	2017/09/12	2017/10/30
08227	Xi'an Haitian Antenna Holdings Co., Ltd. – H Shares	Xi'an Haitiantian Holdings Co., Ltd. – H Shares	2017/10/16	2017/11/13
08129	China Bio Cassava Holdings Ltd.	Cloud Investment Holdings Ltd.	2017/09/27	2017/11/14
08037	Rui Kang Pharmaceutical Group Investments Ltd.	China Biotech Services Holdings Ltd.	2017/10/23	2017/11/29
08029	Sun International Resources Ltd.	Sun International Group Ltd.	2017/09/29	2017/12/12
08050	Yunbo Digital Synergy Group Ltd.	Quantum Thinking Ltd.	2017/11/16	2017/12/12

## Bonus Issues/Bonus Warrants for GEM

for 4th quarter 2017

Code	Company	Particulars	Ex-date
08326	Tonking New Energy Group Holdings Ltd.	1 for 1	2017/10/20

## Share Split/Consolidation for GEM

for 4th quarter 2017

Code	Company	Particulars	Effective date
08195	L & A International Holdings Ltd.	Consolidation 20 into 1	2017/10/09
08072	Roma Group Ltd.	Consolidation 4 into 1	2017/10/19

## Rights Issues & Open Offers for GEM

for 4th quarter 2017

Month	Code	Company	Ratio	Funds raised (HK\$ mil.)
Oct	08051	CircuTech International Holdings Ltd.	Rts 2 for 5 @\$15.00	100.43
Nov	08072	Roma Group Ltd.	Rts 3 for 2 @\$0.15 (after consolidation 4 into 1)	281.24
<b>Total</b>				<b>381.67</b>

# GEM EQUITIES

## Placing\*

Month	Code	Company	No. of new shares placed	Placing price (HK\$)	Funds raised (HK\$ mil.)
2017					
Oct	08037	CH BIOTECH SER	68,000,000	0.7000	47.60
	08047	CHINAOCEAN FISH	483,480,000	0.4800	232.07
	08059	GLORY FLAME	80,898,000	0.5000	40.45
	08130	ZHI CHENG H	450,000,000	0.1880	84.60
Nov	08089	CHINESE STRAT	34,460,000	0.8000	27.57
	08232	CLASSIFIED GP	46,000,000	1.8600	85.56
	08331	FS NONMETAL	50,000,000	1.4500	72.50
	08041	LUXEY INT'L	700,000,000	0.1000	70.00
	08045	NANDASOFT	84,200,000	0.2260	19.03
Dec	08090	CHI ASSURANCE	60,000,000	1.0000	60.00
	08193	GC PRO SER	971,590,000	0.0500	48.58
	08006	SINO SPLENDID	64,300,000	0.2000	12.86
<b>Total</b>					<b>800.82</b>

\* Due to the reporting time-lag, placing figures for the quarter are provisional.

# GEM WARRANTS

## Warrant Trading and Market Value Statistics – GEM

		Number	Turnover value (HK\$ mil.)	Market value (HK\$ mil.)
2016	Q4	1	2.54	62.90
2017	Q1	1	0.54	62.85
	Q2	1	0.24	62.84
	Q3	1	0.02	62.83
	Q4	1	0.04	62.83

## Newly Listed Equity GEM Warrants

for 4th quarter 2017

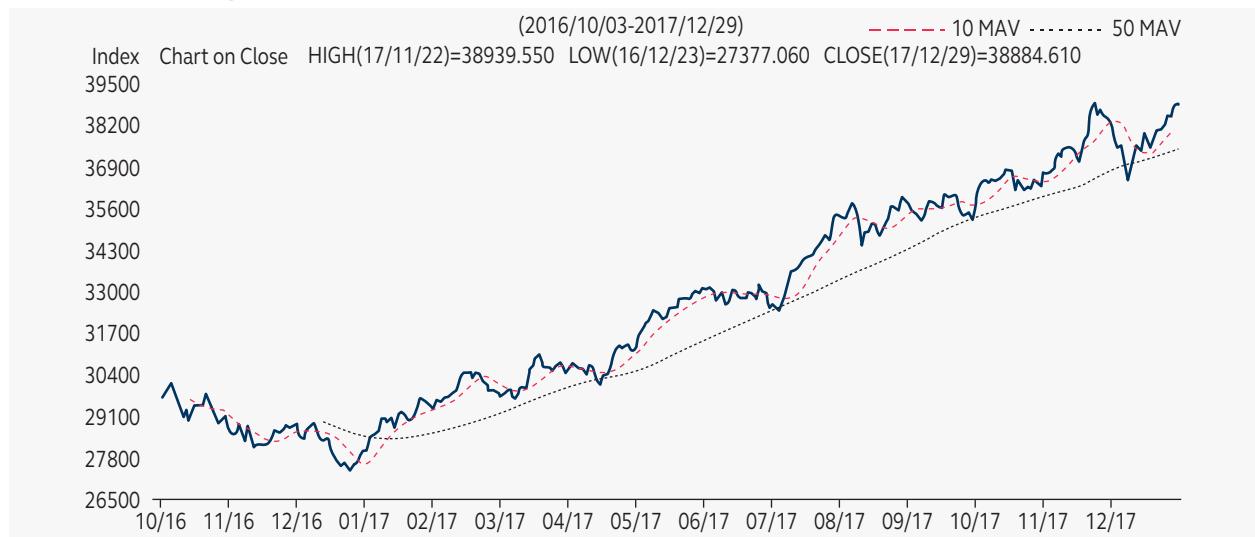
Code	Equity warrants	Initial issued amount (HK)	Listing date	Expiry	Amount raised (HK\$ mil.)
	Nil				
<b>Total</b>					-

# STOCK MARKET INDICES

## Hang Seng Index



## S&P/HKEX LargeCap Index



## S&P/HKEX GEM Index



# STOCK MARKET INDICES

## Hong Kong Stock Market Indices

Index	End of Dec 2017 Close	End of Sep 2017 Close	Change %
S&P/HKEX LargeCap Index	38884.61	35398.29	+ 9.85%
S&P/HKEX GEM Index	263.81	267.76	- 1.48%
HANG SENG INDEX	29919.15	27554.30	+ 8.58%
SECTORIAL INDICES			
Finance	40829.50	37006.78	+ 10.33%
Utilities	55654.73	55194.10	+ 0.83%
Properties	40088.36	37744.85	+ 6.21%
Commerce & Industry	18156.20	16810.44	+ 8.01%
HANG SENG CHINA-AFFILIATED CORPORATIONS INDEX	4426.25	4298.97	+ 2.96%
HANG SENG CHINA ENTERPRISES INDEX	11709.30	10910.04	+ 7.33%

# STOCK MARKET INDICES

## World Indices

Index	End of Dec 2017 Close	End of Sep 2017 Close	Change %
<b>HONG KONG</b>			
S&P/HKEX LargeCap Index	38884.61	35398.29	+ 9.85%
Hang Seng Index	29919.15	27554.30	+ 8.58%
<b>AUSTRALIA</b>			
All Ordinaries Index	6167.30	5744.86	+ 7.35%
<b>JAKARTA</b>			
Composite Index	6355.65	5900.85	+ 7.71%
<b>JAPAN</b>			
Nikkei (225)	22764.94	20356.28	+ 11.83%
<b>KOREA</b>			
KOSPI Index	2467.49	2394.47	+ 3.05%
<b>KUALA LUMPUR</b>			
Composite Index	1796.81	1755.58	+ 2.35%
<b>MANILA</b>			
Composite Index	8558.42	8171.43	+ 4.74%
<b>NEW ZEALAND</b>			
NZSE (50)	8398.08	7930.40	+ 5.90%
<b>SHANGHAI</b>			
A Shares Index	3463.48	3506.73	- 1.23%
B Shares Index	341.81	361.63	- 5.48%
<b>SHENZHEN</b>			
A Shares Index	1986.42	2079.78	- 4.49%
B Shares Index	1163.44	1196.54	- 2.77%
<b>SINGAPORE</b>			
Straits Times Index	3402.92	3219.91	+ 5.68%
<b>TAIWAN</b>			
Taipei Weighted Stock Index	10642.86	10383.94	+ 2.49%
<b>THAILAND</b>			
SET Index	1753.71	1673.16	+ 4.81%
<b>NEW YORK</b>			
DJIA	24719.22	22405.09	+ 10.33%
Nasdaq Composite Index	6903.39	6495.96	+ 6.27%
<b>TORONTO</b>			
S&P/TSX Composite Index	16209.13	15634.94	+ 3.67%
<b>GERMANY</b>			
DAX Kursindex	6122.26	6080.19	+ 0.69%
<b>LONDON</b>			
FTSE 100 Index	7687.77	7372.76	+ 4.27%



# DERIVATIVES MARKET – FUTURES AND OPTIONS

## Contract Volume by Derivatives Products

Derivatives product	Contracts	
	4th Quarter 2017	4th Quarter 2016
Hang Seng Index Futures	9,365,175	7,378,971
Hang Seng Index Options	2,844,216	2,312,279
Mini-Hang Seng Index Futures	3,576,657	2,969,788
Mini-Hang Seng Index Options	444,636	421,244
Hang Seng China Enterprises Index Futures	7,052,461	7,557,545
Hang Seng China Enterprises Index Options	4,679,928	4,899,939
Mini-Hang Seng China Enterprises Index Futures	1,069,826	1,048,696
Mini-Hang Seng China Enterprises Index Options	113,509	137,811
Flexible Hang Seng Index Options	0	0
Flexible Hang Seng China Enterprises Index Options	5,000	5,710
HSI Dividend Point Index Futures	6,815	1,420
HSCEI Dividend Point Index Futures	56,104	92,050
HSI Volatility Index Futures	10	0
CES China 120 Index Futures	600	211
CES Gaming Top 10 Index Futures	0	0
Hang Seng Mainland Oil & Gas Index Futures	1,260	6
Hang Seng Mainland Banks Index Futures	4,149	194
Hang Seng Mainland Healthcare Index Futures	2	0
Hang Seng Mainland Properties Index Futures	1,555	5
Hang Seng IT Hardware Index Futures	0	0
Hang Seng Software & Services Index Futures	0	0
IBOVESPA Futures	0	0
MICEX Index Futures	0	0
S&P BSE Sensex Index Futures	0	0
FTSE/JSE Top40 Futures	0	0
Stock Futures	24,443	40,813
Stock Options	32,091,870	18,636,926
5-Year MOF T-Bond Futures <sup>1</sup>	130	–
Three-month HIBOR Futures	260	40
One-month HIBOR Futures	0	0
RMB Currency Futures – USD/CNH Futures	197,032	198,244
RMB Currency Options – USD/CNH Options <sup>2</sup>	1,512	–
RMB Currency Futures – EUR/CNH Futures	382	350
RMB Currency Futures – JPY/CNH Futures	248	18
RMB Currency Futures – AUD/CNH Futures	164	26
RMB Currency Futures – CNH/USD Futures	2,458	3,566
USD Gold Futures <sup>3</sup>	41,913	–
CNH Gold Futures <sup>4</sup>	78,892	–
Iron Ore Futures – Monthly Contracts <sup>5</sup>	18,194	–
Iron Ore Futures – Quarterly Contracts <sup>6</sup>	36	–
London Aluminium Mini Futures	177	329
London Zinc Mini Futures	94	900
London Copper Mini Futures	188	233
London Lead Mini Futures	106	0
London Nickel Mini Futures	47	1,444
London Tin Mini Futures	0	0
<b>Total</b>	<b>61,680,049</b>	<b>45,708,758</b>

<sup>1</sup> Trading in 5-Year MOF T-Bond Futures commenced on 10 Apr 2017 and suspended with effect from 08 Dec 2017

<sup>2</sup> Trading in RMB Currency Options – USD/CNH Options commenced on 20 Mar 2017

<sup>3</sup> Trading in USD Gold Futures commenced on 10 Jul 2017

<sup>4</sup> Trading in CNH Gold Futures commenced on 10 Jul 2017

<sup>5</sup> Trading in Iron Ore Futures – Monthly Contracts commenced on 13 Nov 2017

<sup>6</sup> Trading in Iron Ore Futures – Quarterly Contracts commenced on 13 Nov 2017

## DERIVATIVES MARKET – FUTURES AND OPTIONS

### Hang Seng Index Futures – Contract Volume and Open Interest (contracts)

		Total contract volume	Quarter-end open interest
2016	Q4	7,378,971	123,004
2017	Q1	6,657,327	158,358
	Q2	7,210,306	154,581
	Q3	8,254,157	161,569
	Q4	9,365,175	144,659

### Mini Hang Seng Index Futures – Contract Volume and Open Interest (contracts)

		Total contract volume	Quarter-end open interest
2016	Q4	2,969,788	9,572
2017	Q1	2,454,731	9,241
	Q2	2,477,810	10,210
	Q3	2,978,009	9,313
	Q4	3,576,657	9,863

### Hang Seng Index Options – Contract Volume and Open Interest (contracts)

		Total contract volume	Quarter-end open interest
2016	Q4	2,312,279	249,699
2017	Q1	2,312,202	327,038
	Q2	2,157,317	352,037
	Q3	2,815,590	408,078
	Q4	2,844,216	344,084

### Hang Seng China Enterprises Index Futures – Contract Volume and Open Interest (contracts)

		Total contract volume	Quarter-end open interest
2016	Q4	7,557,545	322,024
2017	Q1	7,299,370	329,224
	Q2	7,255,529	310,182
	Q3	7,245,295	289,770
	Q4	7,052,461	233,591

### Stock Options Market Turnover and Open Interest (contracts)

		Total Premium (HK\$ mil.)	Total contract volume	Quarter-end open interest
2016	Q4	9,144.11	18,636,926	6,327,503
2017	Q1	8,727.09	21,003,818	6,673,563
	Q2	9,477.49	21,947,446	7,582,918
	Q3	17,345.28	30,796,045	7,937,540
	Q4	26,473.83	32,091,870	8,304,697

# DERIVATIVES MARKET – FUTURES AND OPTIONS

## Stock Options Premium by Class

for 4th Quarter 2017

Options class		Premium (HK\$ mil.)	% of total
ISHARES A50	A50	363.17	1.37%
AAC TECH	AAC	303.43	1.15%
CONCH CEMENT	ACC	99.67	0.38%
AIA	AIA	425.73	1.61%
CHALCO	ALC	81.30	0.31%
CAM CSI300	AMC	271.01	1.02%
BANKCOMM	BCM	6.99	0.03%
BANK OF E ASIA	BEA	3.78	0.01%
BOC HONG KONG	BOC	66.17	0.25%
BYD COMPANY	BYD	172.26	0.65%
CHINA COMM CONS	CCC	48.91	0.18%
CHINA COAL	CCE	7.24	0.03%
COSCO SHIP HOLD	CCS	5.27	0.02%
CHINA CINDA	CDA	18.43	0.07%
CGN POWER	CGN	9.64	0.04%
CHINA MOBILE	CHT	341.35	1.29%
CHINA UNICOM	CHU	133.22	0.50%
CITIC	CIT	7.94	0.03%
CKH HOLDINGS	CKH	76.19	0.29%
CK ASSET	CKP	129.30	0.49%
CHINA LIFE	CLI	749.91	2.83%
CLP HOLDINGS	CLP	13.84	0.05%
CM BANK	CMB	257.24	0.97%
CNOOC	CNC	187.99	0.71%
CHINA OVERSEAS	COL	171.04	0.65%
CATHAY PAC AIR	CPA	7.65	0.03%
SINOPEC CORP	CPC	78.82	0.30%
CPIC	CPI	248.37	0.94%
CHINA RAIL CONS	CRC	9.37	0.04%
CHINA RAILWAY	CRG	18.96	0.07%
CHINA RES LAND	CRL	59.15	0.22%
X WISECSI300ETF	CS3	0.00	0.00%
CSOP A50 ETF	CSA	526.24	1.99%
CHINA SHENHUA	CSE	108.20	0.41%
CITIC BANK	CTB	10.86	0.04%
CHINA TELECOM	CTC	9.21	0.03%
CITIC SEC	CTS	159.41	0.60%
DONGFENG GROUP	DFM	13.78	0.05%
ESPRIT HOLDINGS	ESP	0.00	0.00%
FIH	FIH	0.00	0.00%
GEELY AUTO	GAH	449.50	1.70%
GALAXY ENT	GLX	391.82	1.48%
GREATWALL MOTOR	GWM	190.84	0.72%
HAITONG SEC	HAI	84.23	0.32%
HS H ETF	HCF	32.51	0.12%
POWER ASSETS	HEH	13.90	0.05%
HKEX	HEX	1,452.88	5.49%
HENGAN INT'L	HGN	43.93	0.17%
HSBC HOLDINGS	HKB	843.64	3.19%
HK & CHINA GAS	HKG	5.38	0.02%
HENDERSON LAND	HLD	98.02	0.37%
HUANENG POWER	HNP	19.76	0.07%
HANG SENG BANK	HSB	15.13	0.06%
JIANGXI COPPER	JXC	45.68	0.17%
KUNLUN ENERGY	KLE	31.26	0.12%
KINGSOFT	KSO	126.37	0.48%
LENOVO GROUP	LEN	44.87	0.17%

## DERIVATIVES MARKET – FUTURES AND OPTIONS

Options class		Premium (HK\$ mil.)	% of total
LI & FUNG	LIF	22.15	0.08%
LINK REIT	LNK	39.62	0.15%
MENGNU DAIRY	MEN	21.35	0.08%
MGM CHINA	MGM	20.22	0.08%
MINSHENG BANK	MSB	79.78	0.30%
MTR CORPORATION	MTR	10.86	0.04%
CNBM	NBM	130.09	0.49%
NCI	NCL	180.22	0.68%
NEW WORLD DEV	NWD	52.35	0.20%
PING AN	PAI	6,350.43	23.99%
PETROCHINA	PEC	128.41	0.49%
PICC P&C	PIC	67.52	0.26%
PICC GROUP	PIN	20.80	0.08%
GCL-POLY ENERGY	PLE	31.34	0.12%
R&F PROPERTIES	RFP	7.86	0.03%
SANDS CHINA LTD	SAN	154.13	0.58%
SHK PPT	SHK	332.14	1.25%
STANCHART	STC	4.57	0.02%
SWIRE PACIFIC A	SWA	13.39	0.05%
TENCENT	TCH	8,538.29	32.25%
TRACKER FUND	TRF	3.98	0.02%
WHARF HOLDINGS	WHL	351.67	1.33%
WANT WANT CHINA	WWC	8.80	0.03%
ABC	XAB	71.24	0.27%
BANK OF CHINA	XBC	103.67	0.39%
CCB	XCC	330.22	1.25%
ICBC	XIC	275.51	1.04%
YANZHOU COAL	YZC	24.71	0.09%
ZIJIN MINING	ZJM	7.79	0.03%
<b>Total</b>		<b>26,473.83</b>	<b>100.00%</b>

# DERIVATIVES MARKET – FUTURES AND OPTIONS

## Stock Options Contract Volume by Class

for 4th Quarter 2017

Options class		Contract volume	% of total
ISHARES A50	A50	282,664	0.88%
AAC TECH	AAC	71,047	0.22%
CONCH CEMENT	ACC	233,756	0.73%
AIA	AIA	344,366	1.07%
CHALCO	ALC	155,074	0.48%
CAM CSI300	AMC	198,142	0.62%
BANKCOMM	BCM	71,399	0.22%
BANK OF E ASIA	BEA	30,454	0.09%
BOC HONG KONG	BOC	230,921	0.72%
BYD COMPANY	BYD	156,651	0.49%
CHINA COMM CONS	CCC	206,911	0.64%
CHINA COAL	CCE	73,156	0.23%
COSCO SHIP HOLD	CCS	49,558	0.15%
CHINA CINDA	CDA	32,694	0.10%
CGN POWER	CGN	15,991	0.05%
CHINA MOBILE	CHT	528,796	1.65%
CHINA UNICOM	CHU	199,730	0.62%
CITIC	CIT	30,027	0.09%
CKH HOLDINGS	CKH	130,266	0.41%
CK ASSET	CKP	93,946	0.29%
CHINA LIFE	CLI	1,300,766	4.05%
CLP HOLDINGS	CLP	34,135	0.11%
CM BANK	CMB	689,164	2.15%
CNOOC	CNC	510,199	1.59%
CHINA OVERSEAS	COL	152,592	0.48%
CATHAY PAC AIR	CPA	20,348	0.06%
SINOPEC CORP	CPC	238,020	0.74%
CPIC	CPI	236,683	0.74%
CHINA RAIL CONS	CRC	77,443	0.24%
CHINA RAILWAY	CRG	86,190	0.27%
CHINA RES LAND	CRL	48,983	0.15%
X WISECSI300ETF	CS3	2	0.00%
CSOP A50 ETF	CSA	402,319	1.25%
CHINA SHENHUA	CSE	330,330	1.03%
CITIC BANK	CTB	95,815	0.30%
CHINA TELECOM	CTC	59,497	0.19%
CITIC SEC	CTS	349,967	1.09%
DONGFENG GROUP	DFM	24,781	0.08%
ESPRIT HOLDINGS	ESP	0	0.00%
FIH	FIH	0	0.00%
GEELY AUTO	GAH	110,278	0.34%
GALAXY ENT	GLX	255,558	0.80%
GREATWALL MOTOR	GWM	924,759	2.88%
HAITONG SEC	HAI	127,031	0.40%
HS H ETF	HCF	30,563	0.10%
POWER ASSETS	HEH	27,713	0.09%
HKEX	HEX	2,848,018	8.87%
HENGAN INT'L	HGN	52,680	0.16%
HSBC HOLDINGS	HKB	1,757,504	5.48%
HK & CHINA GAS	HKG	28,211	0.09%
HENDERSON LAND	HLD	87,020	0.27%
HUANENG POWER	HNP	93,327	0.29%
HANG SENG BANK	HSB	67,775	0.21%
JIANGXI COPPER	JXC	149,641	0.47%
KUNLUN ENERGY	KLE	69,754	0.22%
KINGSOFT	KSO	158,445	0.49%
LENOVO GROUP	LEN	190,441	0.59%

## DERIVATIVES MARKET – FUTURES AND OPTIONS

Options class		Contract volume	% of total
LI & FUNG	LIF	82,569	0.26%
LINK REIT	LNK	42,457	0.13%
MENGNU DAIRY	MEN	37,151	0.12%
MGM CHINA	MGM	57,804	0.18%
MINSHENG BANK	MSB	150,462	0.47%
MTR CORPORATION	MTR	32,488	0.10%
CNBM	NBM	283,132	0.88%
NCI	NCL	130,039	0.41%
NEW WORLD DEV	NWD	137,462	0.43%
PING AN	PAI	3,456,076	10.77%
PETROCHINA	PEC	456,776	1.42%
PICC P&C	PIC	85,185	0.27%
PICC GROUP	PIN	42,829	0.13%
GCL-POLY ENERGY	PLE	68,964	0.21%
R&F PROPERTIES	RFP	44,379	0.14%
SANDS CHINA LTD	SAN	412,789	1.29%
SHK PPT	SHK	132,080	0.41%
STANCHART	STC	90,422	0.28%
SWIRE PACIFIC A	SWA	21,164	0.07%
TENCENT	TCH	6,641,788	20.70%
TRACKER FUND	TRF	16,493	0.05%
WHARF HOLDINGS	WHL	136,161	0.42%
WANT WANT CHINA	WWC	49,188	0.15%
ABC	XAB	99,885	0.31%
BANK OF CHINA	XBC	1,012,901	3.16%
CCB	XCC	2,136,998	6.66%
ICBC	XIC	1,374,475	4.28%
YANZHOU COAL	YZC	48,384	0.15%
ZIJIN MINING	ZJM	39,868	0.12%
<b>Total</b>		<b>32,091,870</b>	<b>100.00%</b>



## CLEARING & SETTLEMENT

### Average Daily Settlement Instructions (SIs) Settled in CCASS

(both delivering and receiving SIs are counted)

Year \ Month		Number of SIs	SIs by shares (bil. shs)	SIs by value (HK\$bil.)
2016	Q4	83,191	45.76	181.31
2017	Q1	86,101	44.09	183.38
	Q2	89,205	48.85	224.77
	Q3	92,762	47.05	223.72
	Q4	100,956	51.97	248.47

### Average Daily Investor Settlement Instructions (ISIs) settled in CCASS

(one sided ISIs are counted)

Year \ month		Number of ISIs	ISIs by shares (Mil shs)	ISIs by value (HK\$ mil.)
2016	Q4	266	55.54	133.74
2017	Q1	294	279.49	184.39
	Q2	321	212.60	147.64
	Q3	373	155.84	468.68
	Q4	352	80.73	241.17

### Securities under CCASS Custody

(balances at quarter end)

Year \ Month		Number of shares (bil. shs)	% of issued shares of admitted securities	Market value (HK\$ bil.)	% of market capitalisation of admitted securities
2016	Q4	5,878.89	74.27	15,381.54	56.60
2017	Q1	6,015.72	74.42	16,988.34	57.10
	Q2	6,264.71	75.18	18,013.11	57.34
	Q3	6,338.49	75.53	19,870.01	57.86
	Q4	6,404.15	75.30	21,768.65	58.70

Share quantity and market value of securities in non-HKD currency are included

## CLEARING & SETTLEMENT

### Average Daily Stock Exchange Trades Processed in CCASS

(including CNS trades, isolated trades and cross trades)

Year \ Month		No. of CCASS trades	% of Exchange trades	No. of shares (Mil. shs)	% of market turnover	Value of trades (HK\$ mil.)	% of market turnover
2016	Q4	1,052,858	100	159,370.39	100	64,205.68	100
2017	Q1	1,125,959	100	202,641.72	100	74,176.32	100
	Q2	1,150,564	100	155,884.97	100	77,373.95	100
	Q3	1,276,525	100	164,722.02	100	92,901.78	100
	Q4	1,402,286	100	196,368.46	100	107,078.39	100

### Average Daily Netting Efficiency of CNS Trades

(in stock positions and share quantity)

Year \ Month		No. of CNS stock positions	Netting efficiency (%)	No. of shares due for settlement (Mil. shs)	Netting efficiency (%)
2016	Q4	71,738	96.37	16,416.17	91.57
2017	Q1	75,873	96.41	27,626.91	93.13
	Q2	76,992	96.46	29,251.62	90.51
	Q3	87,811	96.38	30,609.78	90.56
	Q4	94,849	96.43	33,382.69	91.27

### Average Daily Settlement Efficiency of CNS Stock Positions

Year \ Month		Settlement efficiency (%)	
		S day	S + 1 day
2016	Q4	99.90	99.99
2017	Q1	99.92	99.99
	Q2	99.91	99.99
	Q3	99.91	99.99
	Q4	99.89	99.99

# CLEARING & SETTLEMENT

## Open Interest by Derivatives Products

Derivatives product	Contracts	
	4th Quarter 2017	4th Quarter 2016
Hang Seng Index Futures	144,659	123,004
Hang Seng Index Options	344,084	249,699
Mini-Hang Seng Index Futures	9,863	9,572
Mini-Hang Seng Index Options	9,108	11,917
Hang Seng China Enterprises Index Futures	233,591	322,024
Hang Seng China Enterprises Index Options	1,982,347	2,066,340
Mini-Hang Seng China Enterprises Index Futures	5,162	4,399
Mini-Hang Seng China Enterprises Index Options	5,154	3,265
Flexible Hang Seng Index Options	0	0
Flexible Hang Seng China Enterprises Index Options	0	11,930
HSI Dividend Point Index Futures	9,052	4,621
HSCEI Dividend Point Index Futures	72,636	109,112
HSI Volatility Index Futures	0	0
CES China 120 Index Futures	11	16
CES Gaming Top 10 Index Futures	0	0
Hang Seng Mainland Oil & Gas Index Futures	69	1
Hang Seng Mainland Banks Index Futures	100	8
Hang Seng Mainland Healthcare Index Futures	0	0
Hang Seng Mainland Properties Index Futures	8	0
Hang Seng IT Hardware Index Futures	0	0
Hang Seng Software & Services Index Futures	0	0
IBOVESPA Futures	0	0
MICEX Index Futures	0	0
S&P BSE Sensex Index Futures	0	0
FTSE/JSE Top40 Futures	0	0
Stock Futures	5,555	5,365
Stock Options	8,304,697	6,327,503
5-Year MOF T-Bond Futures <sup>1</sup>	-	-
Three-month HIBOR Futures	470	40
One-month HIBOR Futures	0	0
RMB Currency Futures – USD/CNH Futures	24,483	45,635
RMB Currency Options – USD/CNH Options <sup>2</sup>	3,113	-
RMB Currency Futures – EUR/CNH Futures	67	98
RMB Currency Futures – JPY/CNH Futures	51	6
RMB Currency Futures – AUD/CNH Futures	26	8
RMB Currency Futures – CNH/USD Futures	591	1,494
USD Gold Futures <sup>3</sup>	236	-
CNH Gold Futures <sup>4</sup>	186	-
Iron Ore Futures – Monthly Contracts <sup>5</sup>	405	-
Iron Ore Futures – Quarterly Contracts <sup>6</sup>	19	-
London Aluminium Mini Futures	20	2
London Zinc Mini Futures	0	17
London Copper Mini Futures	2	3
London Lead Mini Futures	4	0
London Nickel Mini Futures	1	31
London Tin Mini Futures	0	0
<b>Total</b>	<b>11,155,770</b>	<b>9,296,110</b>

<sup>1</sup> Trading in 5-Year MOF T-Bond Futures commenced on 10 Apr 2017 and suspended with effect from 08 Dec 2017

<sup>2</sup> Trading in RMB Currency Options – USD/CNH Options commenced on 20 Mar 2017

<sup>3</sup> Trading in USD Gold Futures commenced on 10 Jul 2017

<sup>4</sup> Trading in CNH Gold Futures commenced on 10 Jul 2017

<sup>5</sup> Trading in Iron Ore Futures – Monthly Contracts commenced on 13 Nov 2017

<sup>6</sup> Trading in Iron Ore Futures – Quarterly Contracts commenced on 13 Nov 2017

# CLEARING & SETTLEMENT

## Stock Options Open Interest by Class

as at the end of 4th Quarter 2017

Options class		Open interest (contracts)	% of total
ISHARES A50	A50	61,216	0.74
AAC TECH	AAC	9,469	0.11
CONCH CEMENT	ACC	31,644	0.38
AIA	AIA	55,495	0.67
CHALCO	ALC	21,537	0.26
CAM CSI300	AMC	44,140	0.53
BANKCOMM	BCM	23,934	0.29
BANK OF E ASIA	BEA	8,097	0.10
BOC HONG KONG	BOC	48,418	0.58
BYD COMPANY	BYD	24,381	0.29
CHINA COMM CONS	CCC	50,855	0.61
CHINA COAL	CCE	15,229	0.18
COSCO SHIP HOLD	CCS	4,984	0.06
CHINA CINDA	CDA	17,911	0.22
CGN POWER	CGN	7,859	0.09
CHINA MOBILE	CHT	135,413	1.63
CHINA UNICOM	CHU	75,976	0.91
CITIC	CIT	13,711	0.17
CKH HOLDINGS	CKH	36,451	0.44
CK ASSET	CKP	20,356	0.25
CHINA LIFE	CLI	273,459	3.29
CLP HOLDINGS	CLP	7,084	0.09
CM BANK	CMB	158,378	1.91
CNOOC	CNC	188,519	2.27
CHINA OVERSEAS	COL	41,592	0.50
CATHAY PAC AIR	CPA	5,854	0.07
SINOPEC CORP	CPC	134,054	1.61
CPIC	CPI	53,642	0.65
CHINA RAIL CONS	CRC	33,773	0.41
CHINA RAILWAY	CRG	44,214	0.53
CHINA RES LAND	CRL	15,555	0.19
X WISECSI300ETF	CS3	0	0.00
CSOP A50 ETF	CSA	75,218	0.91
CHINA SHENHUA	CSE	64,628	0.78
CITIC BANK	CTB	46,884	0.56
CHINA TELECOM	CTC	30,215	0.36
CITIC SEC	CTS	82,538	0.99
DONGFENG GROUP	DFM	2,837	0.03
ESPRIT HOLDINGS	ESP	0	0.00
FIH	FIH	0	0.00
GEELY AUTO	GAH	17,954	0.22
GALAXY ENT	GLX	51,004	0.61

## CLEARING & SETTLEMENT

Options class		Open interest (contracts)	% of total
GREATWALL MOTOR	GWM	270,559	3.26
HAITONG SEC	HAI	32,723	0.39
HS H ETF	HCF	6,296	0.08
POWER ASSETS	HEH	7,370	0.09
HKEX	HEX	452,832	5.45
HENGAN INT'L	HGN	5,663	0.07
HSBC HOLDINGS	HKB	513,323	6.18
HK & CHINA GAS	HKG	7,077	0.09
HENDERSON LAND	HLD	10,118	0.12
HUANENG POWER	HNP	40,099	0.48
HANG SENG BANK	HSB	15,339	0.18
JIANGXI COPPER	JXC	20,089	0.24
KUNLUN ENERGY	KLE	20,695	0.25
KINGSOFT	KSO	33,135	0.40
LENOVO GROUP	LEN	87,325	1.05
LI & FUNG	LIF	18,199	0.22
LINK REIT	LNK	5,040	0.06
MENGNU DAIRY	MEN	5,494	0.07
MGM CHINA	MGM	11,923	0.14
MINSHENG BANK	MSB	36,864	0.44
MTR CORPORATION	MTR	8,213	0.10
CNBM	NBM	27,814	0.33
NCI	NCL	14,037	0.17
NEW WORLD DEV	NWD	33,385	0.40
PING AN	PAI	1,144,904	13.79
PETROCHINA	PEC	153,515	1.85
PICC P&C	PIC	20,093	0.24
PICC GROUP	PIN	9,574	0.12
GCL-POLY ENERGY	PLE	18,586	0.22
R&F PROPERTIES	RFP	7,631	0.09
SANDS CHINA LTD	SAN	93,806	1.13
SHK PPT	SHK	17,917	0.22
STANCHART	STC	14,644	0.18
SWIRE PACIFIC A	SWA	5,055	0.06
TENCENT	TCH	1,413,394	17.02
TRACKER FUND	TRF	3,330	0.04
WHARF HOLDINGS	WHL	22,357	0.27
WANT WANT CHINA	WWC	4,899	0.06
ABC	XAB	31,204	0.38
BANK OF CHINA	XBC	510,326	6.15
CCB	XCC	616,883	7.43
ICBC	XIC	477,075	5.74
YANZHOU COAL	YZC	6,597	0.08
ZIJIN MINING	ZJM	14,817	0.18
<b>Total</b>		<b>8,304,697</b>	<b>100.00</b>

# EXCHANGE PARTICIPANTS STATISTICS

## Stock Exchange

		No. of Trading Right Holders	Exchange Participants – Trading	Exchange Participants – Non-Trading	Non-Exchange Participants
2016	Q4	608 (1011)	556 (950)	36 (45)	16 (16)
2017	Q1	626 (1024)	575 (965)	35 (43)	16 (16)
	Q2	639 (1035)	589 (977)	34 (42)	16 (16)
	Q3	657 (1053)	608 (996)	33 (41)	16 (16)
	Q4	669 (1066)	622 (1013)	32 (38)	15 (15)

( ) No. of trading rights

## Futures Exchange

		No. of Trading Right Holders	Exchange Participants – Trading	Exchange Participants – Non-Trading	Non-Exchange Participants
2016	Q4	233 (256)	180 (201)	–	53 (55)
2017	Q1	234 (257)	181 (202)	–	53 (55)
	Q2	236 (259)	184 (205)	–	52 (54)
	Q3	236 (259)	185 (206)	–	51 (53)
	Q4	238 (261)	186 (207)	–	52 (54)

Notes:

- (1) The figures in blanket is the number of trading rights held.
- (2) An Exchange Participant is a corporation who may trade on or through the Exchange and is licensed under the Securities and Futures Ordinance to carry on securities/futures/options dealing activity.



# CLEARING PARTICIPANTS STATISTICS

## HKCC Participants

Year \ month		Clearing Participants	General Clearing Participants
2016	Q4	152	9
2017	Q1	152	9
	Q2	153	9
	Q3	154	9
	Q4	155	9

## SEOCH Participants

Year \ month		Direct Clearing Participants	General Clearing Participants
2016	Q4	65	9
2017	Q1	64	9
	Q2	63	9
	Q3	63	9
	Q4	62	9

## HKSCC Participants

Year \ month		Direct Clearing Participant	General Clearing Participant	Non-broker Participants *
2016	Q4	533	9	42
2017	Q1	552	9	45
	Q2	566	9	45
	Q3	582	9	46
	Q4	596	9	44

\* Non-broker participants include Clearing Agency Participants, Custodian Participants and Stock Pledgee Participants.

# ACRONYMS

---

CBBC	Callable Bull/Bear Contract
CCASS	Central Clearing and Settlement System
CNS	Continuous Net Settlement
DCASS	Derivatives Clearing and Settlement System
DR	Depository Receipt
DW	Derivative Warrant
ELI	Equity Linked Instrument
ETF	Exchange Traded Fund
GEM	Growth Enterprise Market
HIBOR	Hong Kong Interbank Offered Rate
HKCC	HKFE Clearing Corporation Ltd
HKEX	Hong Kong Exchanges and Clearing Ltd
HKSCC	Hong Kong Securities Clearing Co Ltd
HSICS	Hang Seng Industry Classification System
ISI	Investor settlement instruction
L&I Products	Leveraged and Inverse Products
NASDAQ	National Association of Securities Dealer Automated Quotations
P/E ratio	Price/earnings ratio
REITs	Real Estate Investment Trusts
RQFII	RMB Qualified Foreign Institutional Investors
S&P	Standard and Poors
SEOCH	SEHK Options Clearing House Ltd, The
SI	Settlement instruction
SS	Stapled securities