



# Equity Derivatives Monthly Update

Equities Division

Information for institutional and corporate investors' reference only

February 2024

**HKEX**  
香港交易所

# Disclaimer

The information contained in this document is for general informational purposes only and does not constitute an offer, solicitation, invitation or recommendation to buy or sell any futures contracts or other products or to provide any investment advice or service of any kind. This document is not directed at, and is not intended for distribution to or use by, any person or entity in any jurisdiction or country where such distribution or use would be contrary to law or regulation or which would subject Hong Kong Exchanges and Clearing Limited (“**HKEX**”), Hong Kong Futures Exchange Limited (“**HKFE**”) (together, the “**Entities**”, each an “**Entity**”), or any of their affiliates, or any of the companies that they operate, to any registration requirement within such jurisdiction or country.

No section or clause in this document may be regarded as creating any obligation on the part of any of the Entities. Rights and obligations with regard to the trading, clearing and settlement of any futures contracts effected on HKFE shall depend solely on the applicable rules of HKFE and the relevant clearing house, as well as the applicable laws, rules and regulations of Hong Kong.

Although the information contained in this document is obtained or compiled from sources believed to be reliable, neither of the Entities guarantees the accuracy, validity, timeliness or completeness of the information or data for any particular purpose, and the Entities and the companies that they operate shall not accept any responsibility for, or be liable for, errors, omissions or other inaccuracies in the information or for the consequences thereof. The information set out in this document is provided on an “as is” and “as available” basis and may be amended or changed. It is not a substitute for professional advice which takes account of your specific circumstances and nothing in this document constitutes legal advice. Neither of the Entities shall be responsible or liable for any loss or damage, directly or indirectly, arising from the use of or reliance upon any information provided in this document.

## **Additional disclaimer for CES China 120 Index Futures**

CES China 120 Index (“**CES 120 Index**”) are calculated and / or disseminated by China Securities Index Company Limited (“**CSIC**”) on behalf of China Exchanges Services Company Limited (“**CESC**”). Neither CESC nor CSIC guarantee (expressly or impliedly) the accuracy, completeness, timeliness or fitness for a particular purpose of the CESC Index and/or the information contained therein; nor do they accept any liability for any damages, loss, costs or expenses suffered by any person arising from the use of the CESC Index and/or the information contained therein.

## HKEX Pulse



## Futures and Options Information Application

### Apple Store



### Google Play



### Xiaomi

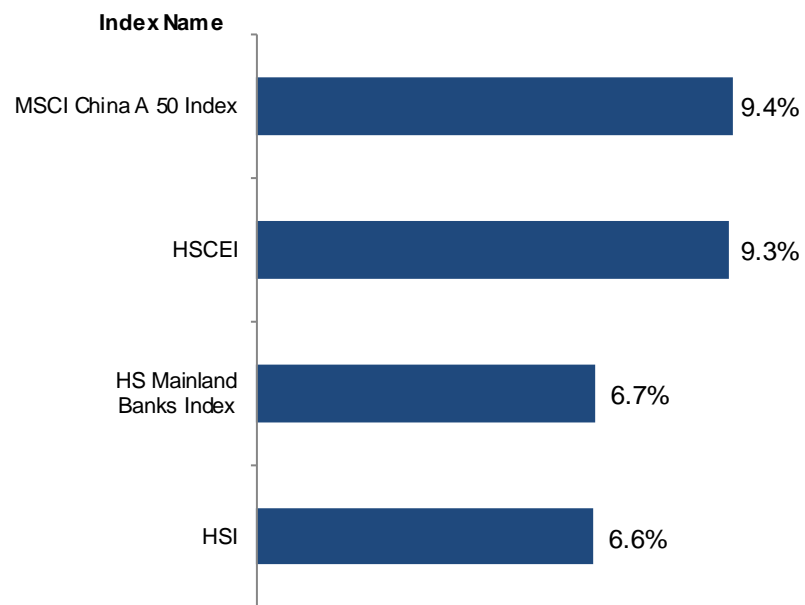


### 360

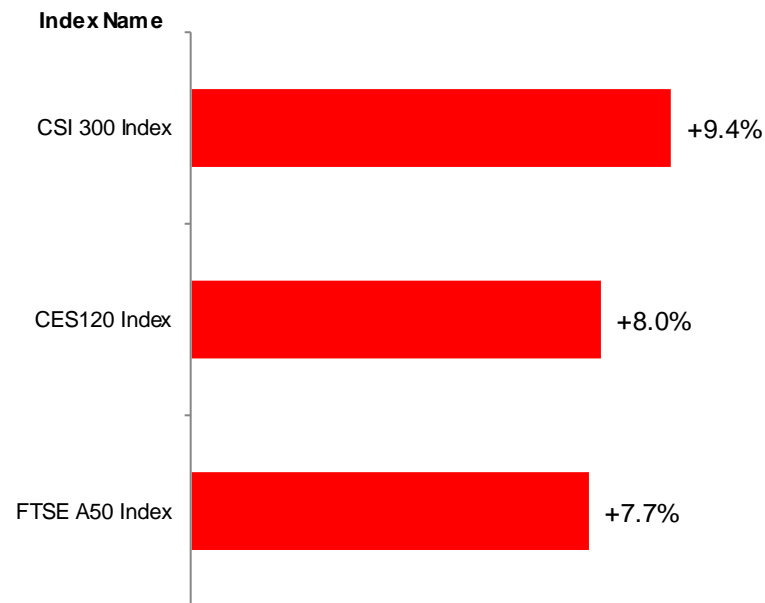


# Equity Indices Monthly Performance in February 2024

## Sector Indices vs HSI / HSCEI



## CES120 vs China Theme Indices



## Equity Index Futures Access Codes

Vendor	HS Mainland Banks	CES 120	HSI	HSCEI
Bloomberg	BMWA	CESA	HIA	HCA
Refinitiv	0#HMBI:	0#HCHH:	0#HSI:	0#HCEI:
WIND	MBIF	CHHF	HSIF	HHIF
ET Net	MBI	CHH	HSI	HHI

Data Source: Bloomberg  
 As at 29 February 2024  
 Information for reference only



# Equity Index Futures & Options

## Hang Seng Index (HSI) Futures & Options

HSI Products (2024 vs 2023)	ADV	OI*
<b>HSI Futures</b>	152,347 (+10%)	136,798 (-3%)
<b>Mini-HSI Futures</b>	97,672 (+8%)	18,908 (+12%)
<b>HSI Options</b>	24,562 (+8%)	96,108 (+24%)
<b>Mini-HSI Options</b>	18,470 (+48%)	35,518 (+75%)
<b>HSI Futures Options</b>	4,483 (+28%)	60,120 (+33%)
<b>HSI Volatility Index Futures</b>	0 (-)	0 (-)
<b>HSI Dividend Point Index Futures</b>	15 (-66%)	578 (+37%)

Data Source: HKEX

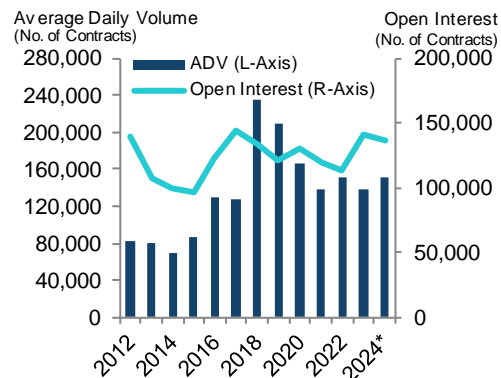
\* OI compared to previous year-end

Information for reference only

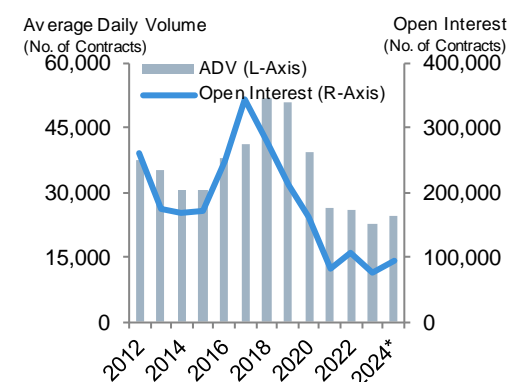
As at 29 February 2024



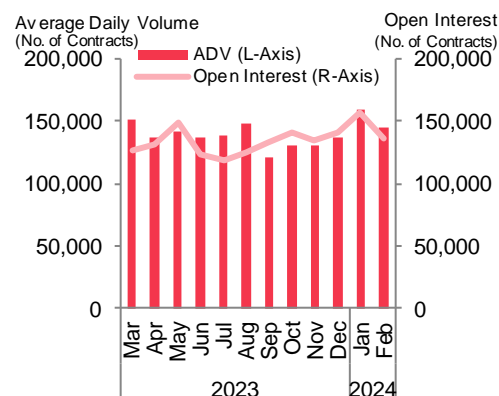
### HSI Futures (YoY)



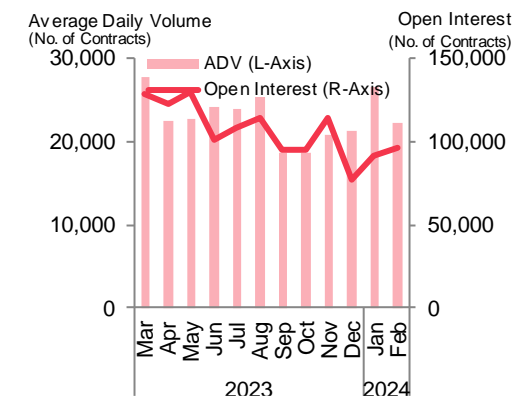
### HSI Options (YoY)



### HSI Futures (MoM)



### HSI Options (MoM)



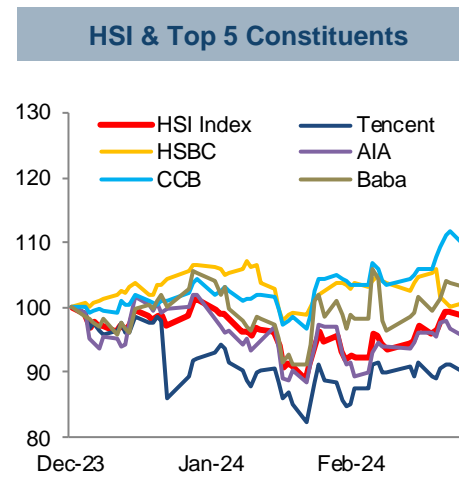
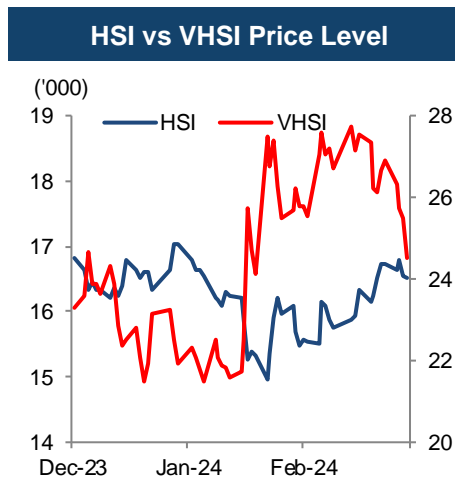
# Equity Index Futures & Options

## HSI Futures & Options

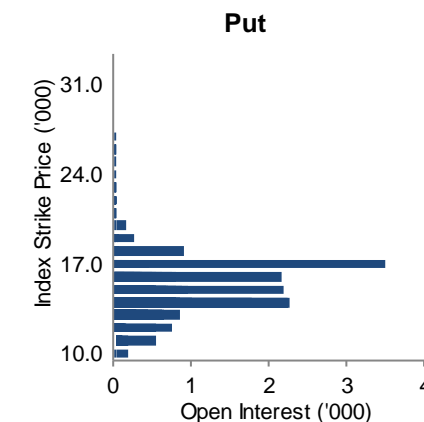
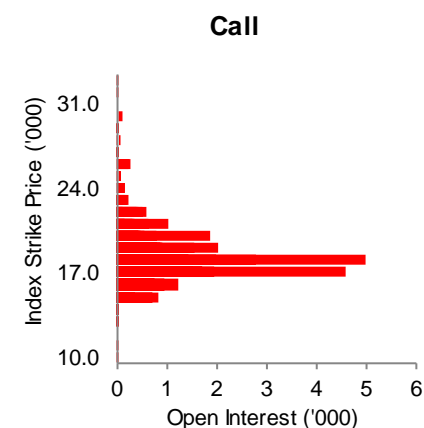
Hang Seng Index	
Index Description	Includes the largest and most liquid stocks listed in Hong Kong
Index Level	16,511.44 (As at 29 Feb 2024)
Index Volatility (30-Day Historical)	27.0
Index Avg. Day High-Low Range	308.39 (Feb 2024)
HSCB Correlation (2024)	0.99

Hang Seng Index Futures	
Contract Multiplier	HK\$50
Notional Value (1 Contract)	HK\$0.83Mn (As at 29 Feb 2024)

Transaction Cost*	
Stamp Duty	N/A
Trading Fee	HK\$10 / contract
SFC Levy	HK\$0.54 / contract
Commission Rate	Negotiable
Margin as of 28 Feb 2024	HK\$54,200



### Distribution of HSI Index Options OI in Month-end

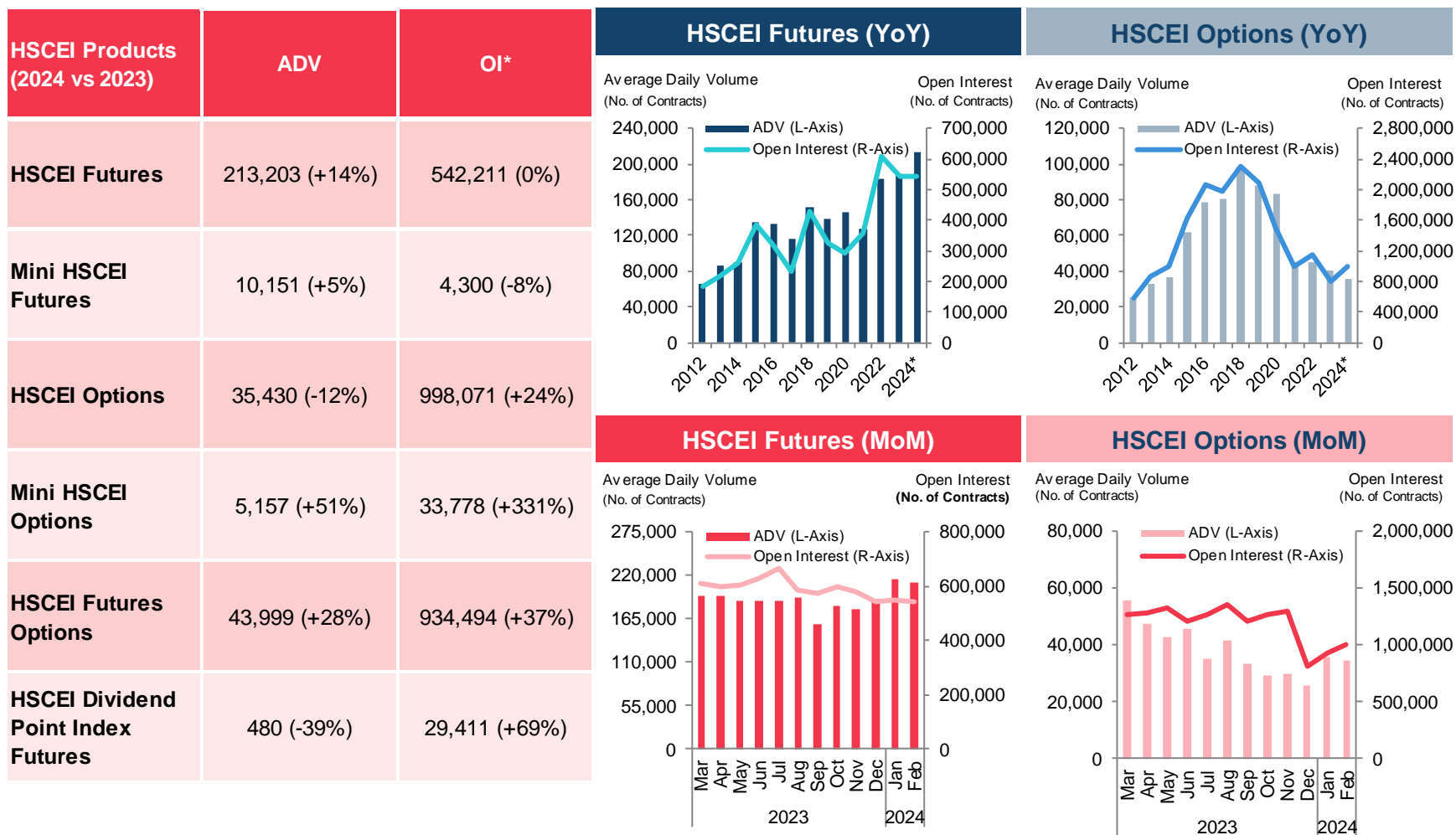


Data Source: HKEX, Bloomberg  
 \* All calculations are in HKD and exclude commission fees  
 Information for reference only  
 As at 29 February 2024



# Equity Index Futures & Options

## Hang Seng China Enterprises Index (HSCEI) Futures & Options



Data Source: HKEX

\* OI compared to previous year-end

Information for reference only

As at 29 February 2024



# Equity Index Futures & Options

## HSCEI Futures & Options

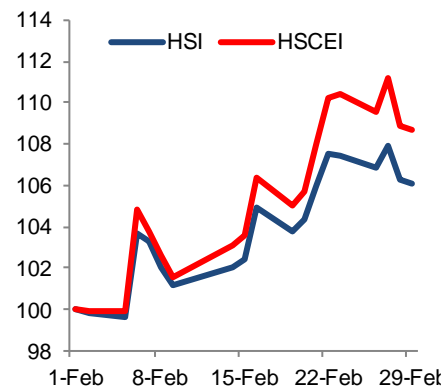
HSCEI	
Index Description	Comprises the largest and most liquid H shares
Index Level	5,677.88 (As at 29 Feb 2024)
Index Volatility (30-Day Historical)	30.6
Index Avg. Day High-Low Range	124.21 (Feb 2024)
Correlation with HSI, CES120 (2024)	0.99,0.949
Correlation with CSI300, FTSE A50 (2024)	0.775,0.708

HSCEI Futures	
Contract Multiplier	HK\$50
Notional Value (1 Contract)	HK\$0.28Mn (As at 29 Feb 2024)

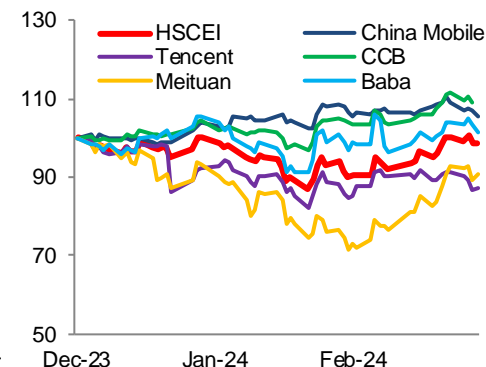
Transaction Cost*	
Stamp Duty	N/A
Trading Fee	HK\$3.5 / contract
SFC Levy	HK\$0.54 / contract
Commission Rate	Negotiable
Margin as of 28 Feb 2024	HK\$21,500

Data Source: HKEX, Bloomberg  
 \* All calculations are in HKD and exclude commission fees  
 Information for reference only  
 As at 29 February 2024

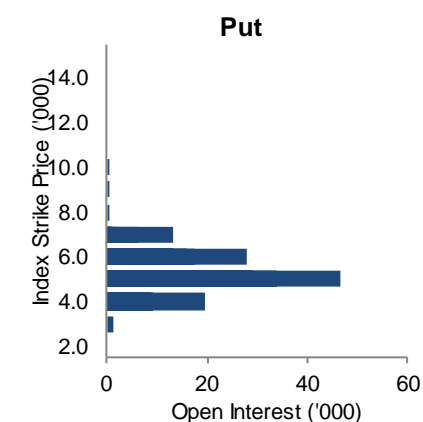
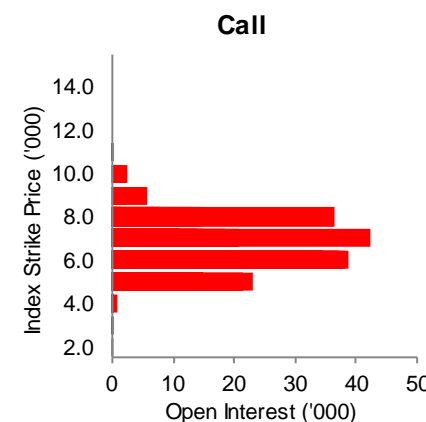
### HSI vs HSCEI



### HSCEI & Top 5 Constituents



### Distribution of HSCEI Index Options OI in Month-end



# Weekly HSI & HSCEI Options Performance

## Weekly HSI Options

<b>Contract Multiplier</b>	HK\$50
<b>Liquidity Providers</b>	Eclipse, I-Access, IMC, Maven, Optiver

## Transaction Cost\*

<b>Stamp Duty</b>	N/A
<b>Trading Fee</b>	HK\$10 / contract
<b>SFC Levy</b>	HK\$0.54 / contract
<b>Commission Rate</b>	Negotiable

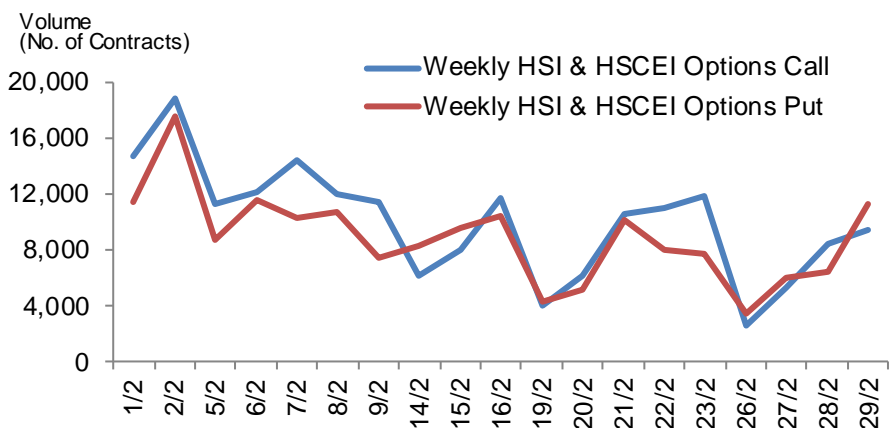
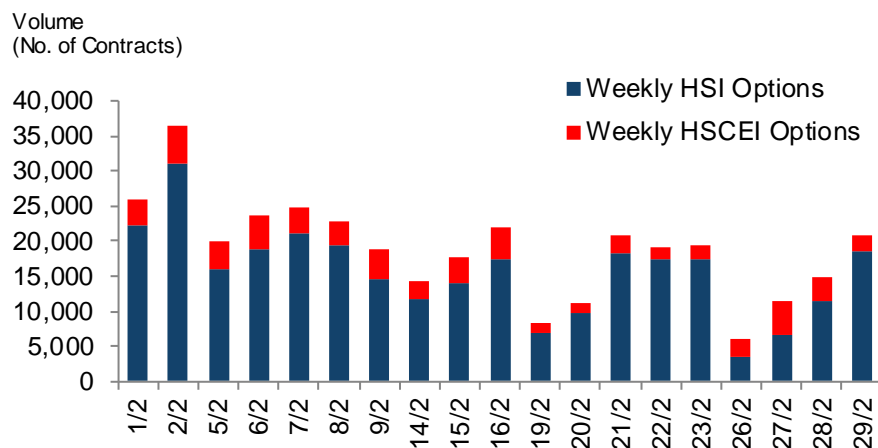
## Weekly HSCEI Options

<b>Contract Multiplier</b>	HK\$50
<b>Liquidity Providers</b>	Eclipse, I-Access, IMC, Maven, Optiver

## Transaction Cost\*

<b>Stamp Duty</b>	N/A
<b>Trading Fee</b>	HK\$3.5 / contract
<b>SFC Levy</b>	HK\$0.54 / contract
<b>Commission Rate</b>	Negotiable

## Weekly HSI & HSCEI Options Volume



**An investment tool to manage short term event risk**

Data Source: HKEX

\* All calculations are in HKD and exclude commission fees

Information for reference only

As at 29 February 2024



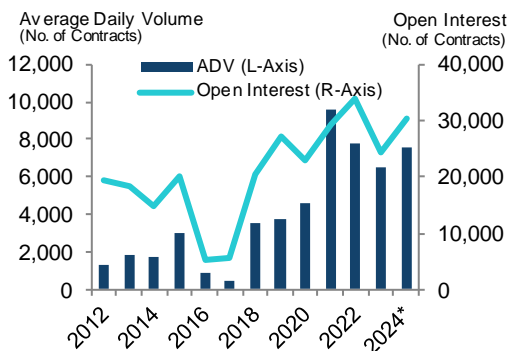


# Equity Futures & Options

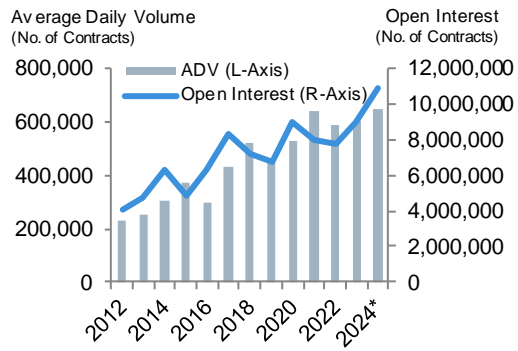
## Single Stock Futures & Options

Single Stock Derivatives ADV (2024 vs 2023)	ADV	OI*	No. of Single Stock Derivatives	
Stock Futures	7,525 (+16%)	30,364 (+25%)	Single Stock Futures	98
Stock Options	646,263 (+7%)	10,851,792 (+22%)	Single Stock Options	126

### Stock Futures (YoY)



### Stock Options (YoY)

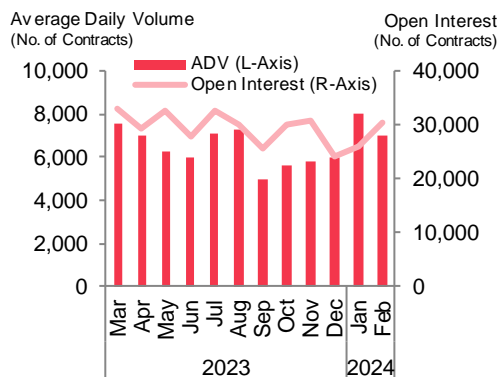


### Latest and Future Developments

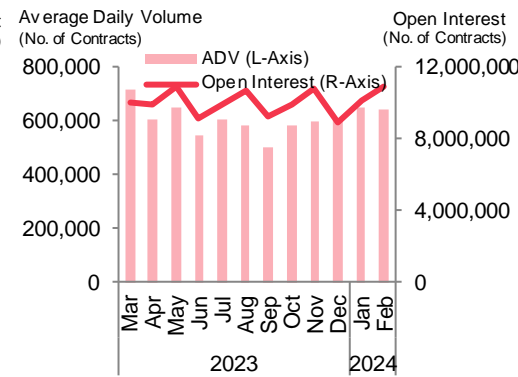
#### Stock Futures

- Products
  - 3 A-shares ETFs futures contracts
  - Total 98 stock futures contracts

### Stock Futures (MoM)



### Stock Options (MoM)



#### Stock Options

- Products
  - 3 A-shares ETFs options contracts
  - Total 126 stock options contracts
- Market Makers (MMs)
  - 3 types of market makers (PMM/ CQMM/ QRMM)
  - CQMM to provide 50 series continuous quotations

Data Source: HKEX  
 \* OI compared to previous year-end  
 Information for reference only  
 As at 29 February 2024



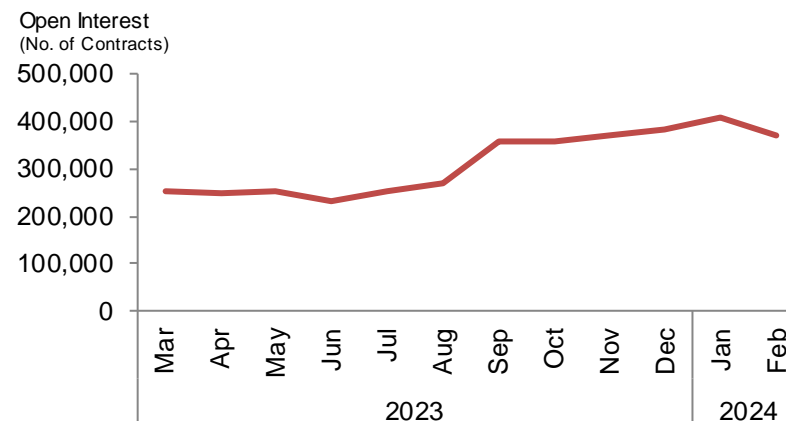
# Hang Seng TECH Index Futures, Options and Futures Options Performance

Hang Seng TECH Index	
Index Description	Tracks the largest technology companies listed in Hong Kong

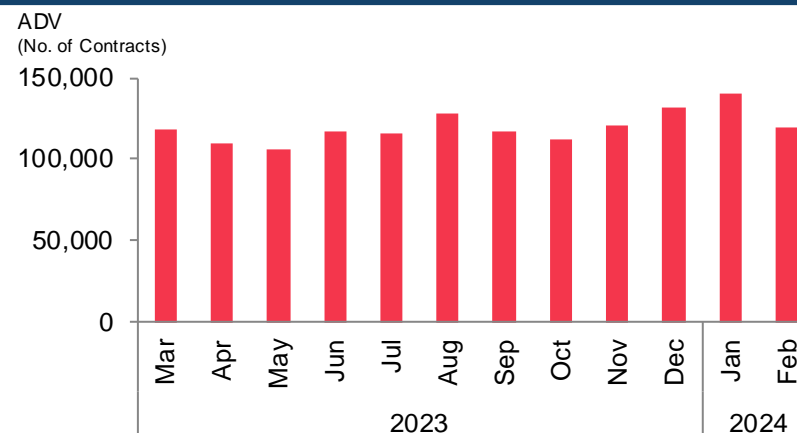
Hang Seng TECH Index Futures & Options & Futures Options	
Contract Multiplier	HK\$50 per index point
Notional Value (1 Contract)	HK\$172K (As at 29 February 2024)
No. of Liquidity Providers	N/A

Transaction Cost*	
Stamp Duty	N/A
Trading Fee	HK\$5.00 / contract
SFC Levy	HK\$0.54 / contract

## Open Interest (as of 29 February 2024)



## Average Daily Volume (as of February 2024)



Providing investors with a tool to manage their risk exposure to Hong Kong-listed technology companies

Volume and Open Interest continue to growth

Data Source: HKEX

\* Exclude commission fees

Information for reference only

As at 29 February 2024



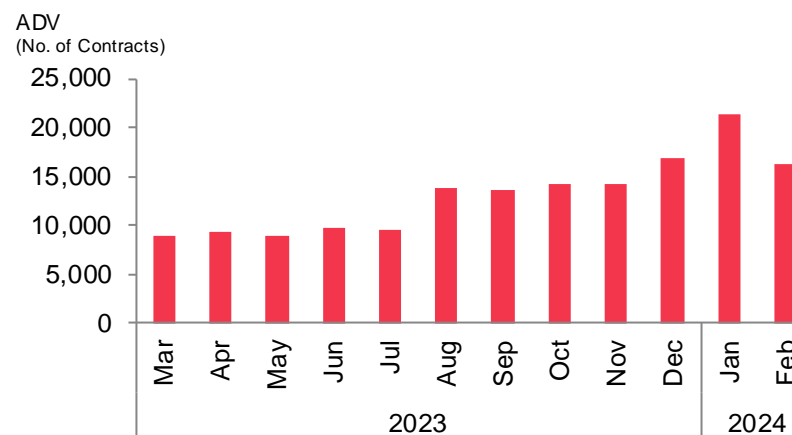
# MSCI China A 50 Connect Index Futures Performance

MSCI China A 50 Connect Index	
Index Description	Balanced representation from 11 sectors of top 50 China A shares
Index Level	1,853.01 (As at 29 February 2024)
Index Volatility (30-Day Historical)	21.0
Index Avg. Day High-Low Range	25.56 (February 2024)
CSI300 Correlation (2024)	0.958
FTSE A50 Correlation (2024)	0.968

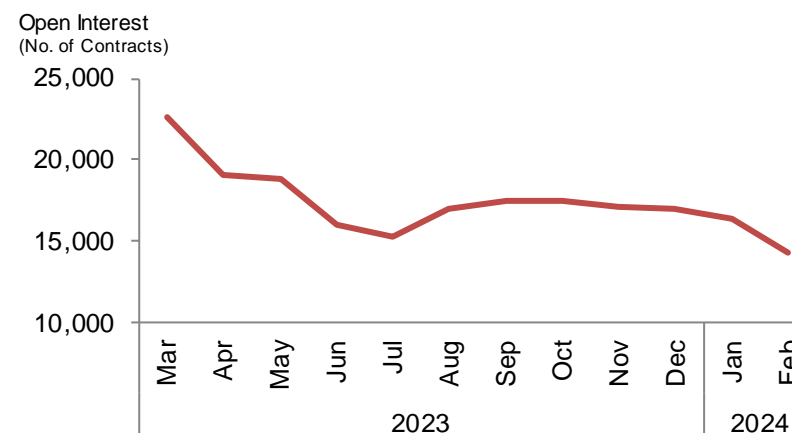
MSCI China A 50 Connect Index Futures	
Contract Multiplier	US\$25
Notional Value (1 Contract)	US\$0.05Mn (As at 29 February 2024)
Average Quote Size	US\$0.23Mn (5 Contracts)

Transaction Cost*	
Stamp Duty	N/A
Trading Fee	US\$0.5 / contract
SFC Levy	US\$0.07 / contract
Margin as of 28 Feb 2024	US\$2,410

## Average Daily Volume (as of February 2024)



## Open Interest (as of 29 February 2024)



**Sector-balanced exposure to China's A-share market**

**Risk management tool for diversified China portfolios**

Data Source: HKEX

\* All calculations are in USD and exclude commission fees

Information for reference only

As at 29 February 2024

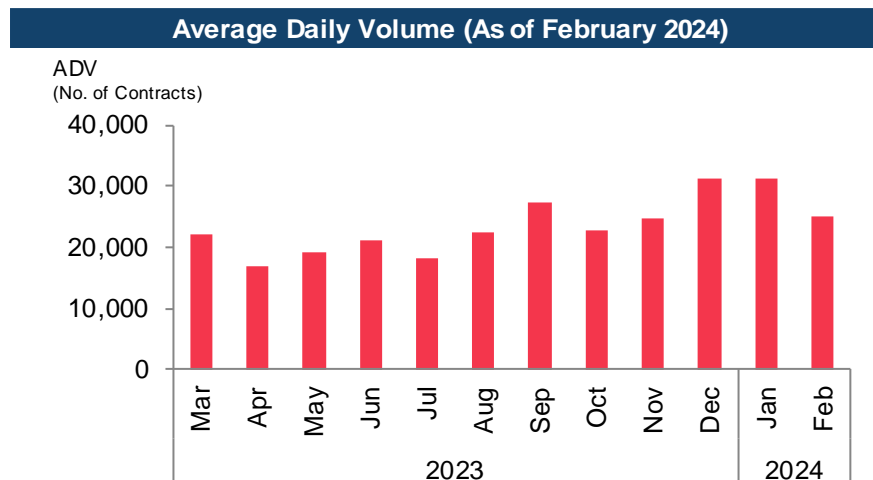
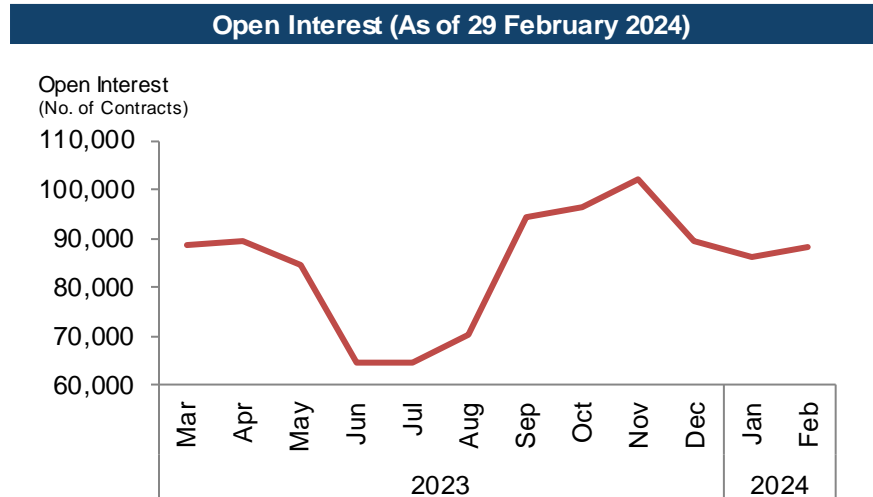


# MSCI Asia and Emerging Market Index Futures Performance

MSCI Asia and Emerging Market Index	
Index Description	representation 38 DM and EM countries and regional indices

MSCI Asia and Emerging Market Index Futures	
Contract Multiplier	Average US\$40
Notional Value (1 Contract)	Average US\$48K (As at 29 February 2024)
No. of Liquidity Providers	12

Transaction Cost*	
Stamp Duty	N/A
Trading Fee	US\$0.6-US\$1.0 / contract
SFC Levy	US\$0.07 / contract



**HKEX with the broadest suite of MSCI derivatives products based in the Asian time-zone**

**Volume and Open Interest continue to growth**

Data Source: HKEX  
 \* Exclude commission fees  
 Information for reference only  
 As at 29 February 2024



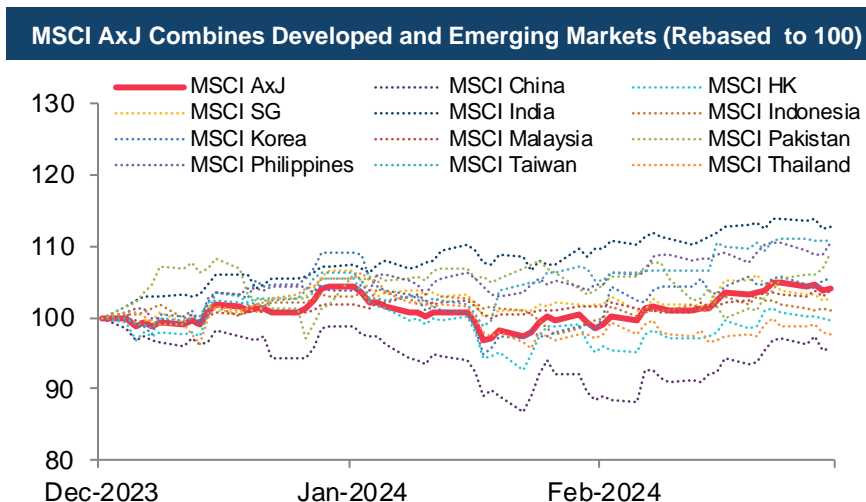
# MSCI AC Asia ex Japan NTR Index (AxJ) Futures Performance

MSCI AxJ	
Index Description	representation 2 DM countries (excl. Japan) and 9 EM countries in Asia
Index Level	515.79 (As at 29 February 2024)
Index Volatility (30-Day Historical)	11.6
Index Avg. Day High-Low Range	3.88 (February 2024)
HSI Correlation (2024)	0.867
HSCFI Correlation (2024)	0.837

MSCI AxJ Futures	
Contract Multiplier	US\$100
Notional Value (1 Contract)	US\$52K (As at 29 February 2024)
Avg. Quote Size	US\$0.26Mn (5 Contracts)
Avg. Bid-Ask Trading Spread	1.0 index points (February 2024)
Liquidity Providers	Flow and 11 banks

Transaction Cost*	
Stamp Duty	N/A
Trading Fee	US\$0.5 / contract
SFC Levy	US\$0.07 / contract
Margin as of 28 Feb 2024	US\$1,900

**Futures contracts have relatively lower transaction costs**



**MSCI AxJ is a well-established benchmark representing Asia regional (excluding Japan) equity market performance**

Data Source: HKEX

\* All calculations are in USD and exclude commission fees

Information for reference only

As at 29 February 2024

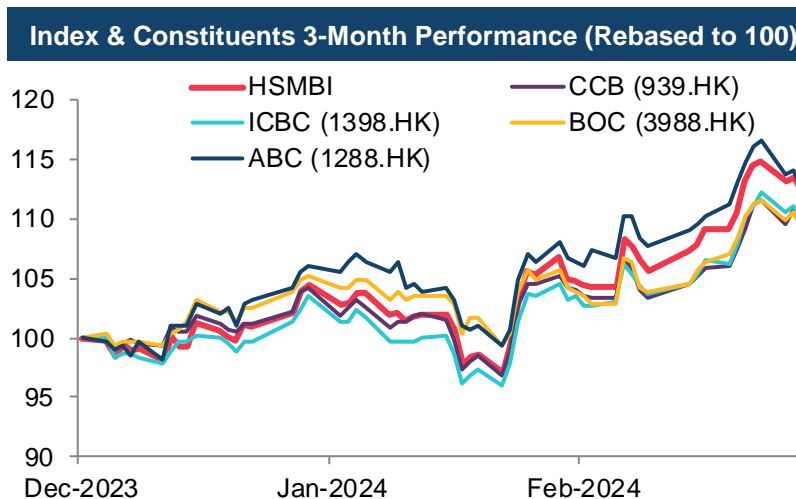
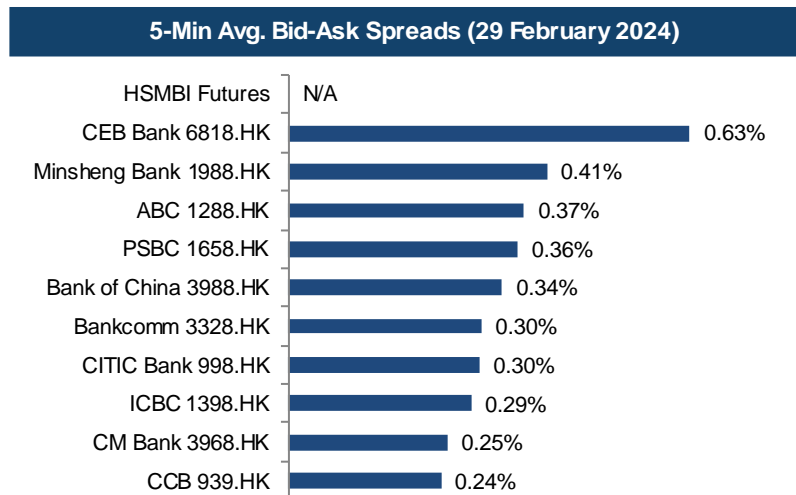


# Hang Seng Mainland Banks Index Futures Performance

Hang Seng Mainland Banks Index (HSMBI)	
Index Description	10 largest and most representative HKEX-listed mainland banks stocks
Index Level	2,511.97 (As at 29 February 2024)
Index Volatility (30-Day Historical)	23.7
Index Avg. Day High-Low Range	36.31 (February 2024)
HSI Correlation (2024)	0.922
HSCEI Correlation (2024)	0.927

Hang Seng Mainland Banks Index Futures	
Contract Multiplier	HK\$50
Notional Value (1 Contract)	HK\$0.13Mn (As at 29 February 2024)
Avg. Quote Size	HK\$0.63Mn (5 Contracts)
Avg. Bid-Ask Trading Spread	N/A
Liquidity Providers	N/A

Transaction Cost*	
Stamp Duty	N/A
Trading Fee	HK\$2 / contract
SFC Levy	HK\$0.54 / contract
Margin as of 28 Feb 2024	HK\$5,860



**Futures contracts have relatively lower transaction costs**

**HSMBI Futures can be used for hedging**

Data Source: HKEX, HSIL, Bloomberg

\* All calculations are in HKD and exclude commission fees

Information for reference only

As at 29 February 2024

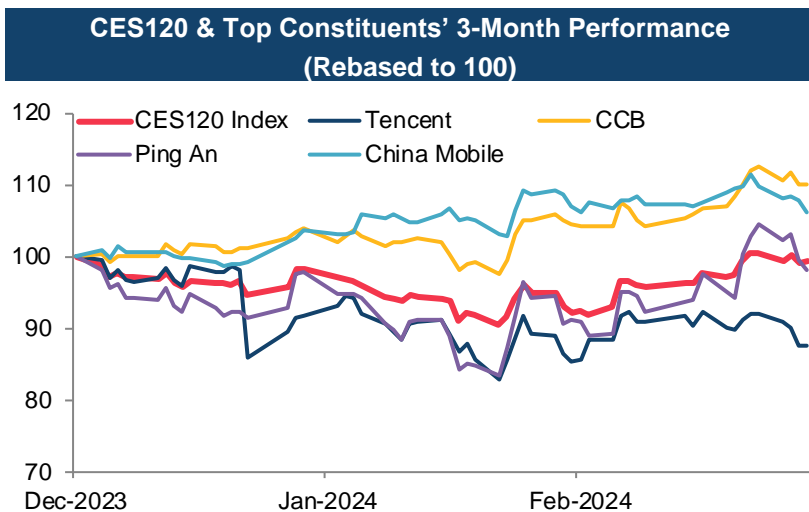
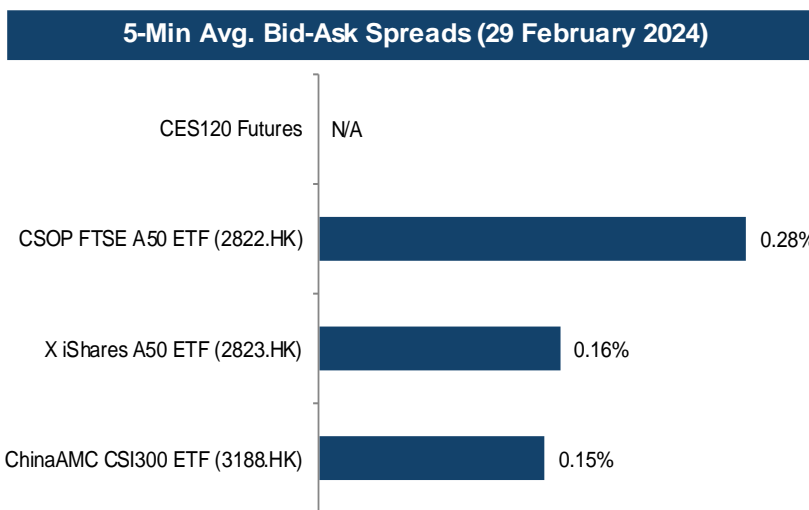


# CES120 Index Futures Performance

CES120 Index	
Index Description	80 A-Shares and 40 HK-listed Mainland China H-shares, P-chips, and red chips
Index Level	4,968.53 (As at 29 February 2024)
Index Volatility (30-Day Historical)	21.2
Index Avg. Day High-Low Range	75.74 (February 2024)
CSI300 Correlation (2024)	0.901
FTSE A50 Correlation (2024)	0.874

CES120 Index Futures	
Contract Multiplier	HK\$50
Notional Value (1 Contract)	HK\$0.25Mn (As at 29 February 2024)
Average Quote Size	HK\$1.24Mn (5 Contracts)
Average Bid-Ask Trading Spread	N/A
Liquidity Providers	N/A

Transaction Cost*	
Stamp Duty	N/A
Trading Fee	HK\$5 / contract
SFC Levy	HK\$0.54 / contract
Margin as of 28 Feb 2024	HK\$11,600



**Futures contracts have relatively lower transaction costs**

**CES120 Futures can be used to hedge A-share positions**

Data Source: HKEX, HSIL, Bloomberg  
 \* All calculations are in HKD and exclude commission fees  
 Information for reference only  
 As at 29 February 2024



# Flagship Futures - Contract Specifications

Item	Hang Seng Index Futures	Hang Seng China Enterprises Index Futures	Hang Seng TECH Index Futures
<b>Underlying Index</b>	Hang Seng Index	Hang Seng China Enterprises Index	Hang Seng TECH Index
<b>HKATS Code</b>	HSI	HHI	HTI
<b>Contract Multiplier</b>	HK\$50 per index point		
<b>Minimum Fluctuation</b>	One index point		
<b>Contract Months</b>	<b>Short-dated Futures:</b> Spot, next three calendar month & next three calendar quarter months; <b>Long-dated Futures:</b> The three months of Jun and Dec plus the next three months of Dec		<b>Short-dated Futures:</b> Spot, next three calendar month & next three calendar quarter months; <b>Long-dated Futures:</b> The three months of Jun and Dec
<b>Pre-Market Opening Period</b>	8:45 am - 9:15 am & 12:30 pm - 1:00 pm		
<b>Trading Hours</b>	9:15 am - 12:00 noon, 1:00 pm - 4:30 pm & 5:15 pm - 3:00 am (Closed at 4:00 pm on the Last Trading Day)		
<b>Last Trading Day</b>	The second last trading day of the contract month		
<b>Final Settlement Price</b>	Average quotations of the underlying index taken at five minute intervals during the Last Trading Day		
<b>Exchange Fee</b>	HK\$10.00	HK\$3.5	HK\$5.00

Data Source: HKEX





# Flagship Options - Contract Specifications

Item	Hang Seng Index Options	Hang Seng China Enterprises Index Options	Hang Seng TECH Index Options	
<b>Underlying Index</b>	Hang Seng Index		Hang Seng TECH Index	
<b>HKATS Code</b>	<u>Monthly contracts:</u> HSI <u>Weekly contracts:</u> "HSI" + Strike + Month + Year + "W" + Expiry Day	<u>Monthly contracts:</u> HHI <u>Weekly contracts:</u> "HHI" + Strike + Month + Year + "W" + Expiry Day	HTI	
<b>Contract Multiplier</b>	HK\$50 per index point			
<b>Minimum Fluctuation</b>	One index point			
<b>Contract Months / Contract Weeks</b>	<p><b>Monthly contracts</b>  <b>Short-dated Options:</b> Spot, next three calendar months &amp; next three calendar quarter months;  <b>Long-dated Options:</b> the next 3 months of Jun &amp; Dec and the following 3 Dec months</p> <p><b>Weekly contracts</b>            Spot Week and the next week, except where the Expiry Day of the Weekly Contract is the same as the Expiry Day of the Spot Month Contract</p>		<p><b>Monthly contracts</b>  <b>Short-dated Options:</b> Spot, next three calendar months &amp; next three calendar quarter months;  <b>Long-dated Options:</b> the next 3 months of Jun &amp; Dec</p>	
<b>Exercise Style</b>	European Style			
<b>Option Premium</b>	Quoted in whole index points			
<b>Strike Price</b>	<b>Index points</b>	<b>Strike interval</b>	<b>Index points</b>	<b>Strike interval</b>
	<b>Short-dated Options (monthly and weekly contracts):</b>		<b>Long-dated Options (monthly contracts only):</b>	
	≥ 20,000	200	≥ 20,000	400
	≥ 5,000 and < 20,000	100	≥ 5,000 and < 20,000	200
< 5,000	50	< 5,000	100	
<b>Trading Hours</b>	9:15 am - 12:00 noon, 1:00 pm - 4:30 pm & 5:15 pm - 3:00 am (Closed at 4:00 pm on the Expiry Day)			
<b>Expiry Day</b>	The second last trading day of the contract month (monthly contracts) The last trading day of the contract week (weekly contracts)			
<b>Official Settlement Price</b>	Average of quotations of the Index taken at five minute intervals during the Expiry Day			
<b>Exchange Fee</b>	HK\$10.00	HK\$3.50	HK\$5.00	

Data Source: HKEX



# Flagship Futures Options - Contract Specifications

Item	Hang Seng Index Futures Options	Hang Seng China Enterprises Index Futures Options	Hang Seng TECH Index Futures Options	
Underlying Index	Hang Seng Index Futures	Hang Seng China Enterprises Index Futures	Hang Seng TECH Index Futures	
HKATS Code	PHS	PHH	PTE	
Contract Multiplier	HK\$50 per index point			
Min. Fluctuation	One index point			
Contract Months	<b>Short-dated Options:</b> Spot, next three calendar months & next three calendar quarter months and <b>Long-dated Options:</b> the next 3 months of June & December and the following 3 December months		<b>Short-dated Options:</b> Spot, next three calendar months & next three calendar quarter months and <b>Long-dated Options:</b> the next 3 months of June & December after Short-dated Options	
Exercise Style	European Style			
Option Premium	Quoted in whole index points			
Strike Price	<b>Index points</b>	<b>Strike interval</b>	<b>Index points</b>	<b>Strike interval</b>
	<b>Short-dated Options:</b>		<b>Long-dated Options:</b>	
	≥ 20,000	200	≥ 20,000	400
	≥ 5,000 and < 20,000	100	≥ 5,000 and < 20,000	200
< 5,000	50	< 5,000	100	
Trading Hours	9:15 am - 12:00 noon, 1:00 pm - 4:30 pm & 5:15 pm - 3:00 am (Closed at 4:00 pm on the Expiry Day)			
Expiry Day	The third Friday of the contract month			
Settlement on Exercise	<b>Physical delivery</b> on Exercise. All in-the-money options are automatically exercised upon expiry			
Official Settlement Price	Average of quotations of the Index Futures Contract of the same contract month, taken at five second intervals from 3:55 p.m. – 4:00 p.m. on the Expiry Day of the Index Futures Options			
Exchange Fee	HK\$10.00	HK\$3.5	HK\$5.0	

Data Source: HKEX



# Hang Seng TECH Index Futures and Options Access Codes

Information Vendor	Hang Seng TECH Index Futures	Hang Seng TECH Index Options
AAStocks	221014	322400
ACTIV Financial	HTI/<yy><m>.HF	HTI/<yy><mm>/<strike><t>.HF
Bloomberg L.P.	HCTA Index	HSTECH Index OMON
Colt Technology	HTImy	HTI<Strikes>my
DB Power Online	HTI	HTI
DZH	HTI	
East Money Information	HTI	
ESunny Information	HTI	HTI
ETNet	HTI	HTI
Hexin Flush	HTI	HTI
Infocast Ltd	HTI	HTI
N2N-AFE	870840	873201-7
QianLong	229	
Refinitiv	0#HHTI	0#HTI*.HF
Shanghai Pobo	HTI + Month Code	
WebStock	HTI	HTI
Wind	HTIF.HK	HTIO.HK

Data Source: HKEX



# MSCI China A 50 Connect Index Futures Access Codes

Information Vendor	MSCI China A 50 Connect Index Futures
AAStocks	221790
ACTIV Financial	MCA/<yy><m>.HF
Bloomberg L.P.	MCYA Index
Colt Technology	MCAmy
East Money Information	MCA
ESunny Information	MCA
ETNet	MCA
Infocast Ltd	MCA
N2N-AFE	870939
Refinitiv	0#HMCA:
SIX Financial	MCAmy
Wind	MCAF.HK

Data Source: HKEX



# MSCI Asia and Emerging Market Index Futures Access Codes

Information Vendor	MSCI Australia NTR (USD) Index Futures	MSCI China A 50 Connect (USD) Index Futures	MSCI China (USD) Index Futures	MSCI China NTR (USD) Index Futures	MSCI EM Asia ex China NTR (USD) Index Futures	MSCI EM Asia ex Korea NTR (USD) Index Futures	MSCI EM Asia NTR (USD) Index Futures	MSCI EM EMEA NTR (USD) Index Futures	MSCI EM ex China NTR (USD) Index Futures
Bloomberg	HKCA Index	MCYA Index	CSIA Index	CJEA Index	HQOA Index	HQRA Index	HRSA Index	HQTA Index	HQDA Index
Refinitiv	0#HMAN:	0#HMCA:	0#HCHI:	0#HCHN:	0#HMAC:	0#HMAK:	0#HEAN:	0#HMEE:	0#HMXC:
WIND	MANF.HK	MCAF.HK					EANF.HK		

Information Vendor	MSCI EM ex Korea NTR (USD) Index Futures	MSCI EM LatAm NTR (USD) Index Futures	MSCI Emerging Markets (USD) Index Futures	MSCI Emerging Markets NTR (USD) Index Futures	MSCI Hong Kong NTR (USD) Index Futures	MSCI India (USD) Index Futures	MSCI India NTR (USD) Index Futures	MSCI Indonesia Index (USD) Futures	MSCI Indonesia NTR (USD) Index Futures	MSCI Japan (JPY) Index Futures
Bloomberg	HQIA Index	HQYA Index	HMPA Index	HMOA Index	HLCA Index	HRTA Index	HJDA Index	HMLA Index	HKBA Index	HQAA Index
Refinitiv	0#HM XK:	0#HMEL:	0#HMEM:	0#HEMN:	0#HMHN:	0#HMDA:	0#HMIN:	0#HMID:	0#HMDN:	0#HMJP:
WIND							MINF.HK		MDNF.HK	

Information Vendor	MSCI Japan NTR (JPY) Index Futures	MSCI Japan NTR (USD) Index Futures	MSCI Malaysia (USD) Index Futures	MSCI Malaysia NTR (USD) Index Futures	MSCI New Zealand NTR (USD) Index Futures	MSCI Pacific ex Japan NTR (USD) Index Futures	MSCI Pacific NTR (USD) Index Futures	MSCI Philippines (USD) Index Futures	MSCI Philippines NTR (USD) Index Futures	MSCI Singapore Free (SGD) Index Futures
Bloomberg	HQBA Index	HJCA Index	HMYA Index	HKEA Index	HOPA Index	HRPA Index	HRBA Index	HNSA Index	HLEA Index	HKOA Index
Refinitiv	0#HMJJ:	0#HMJU:	0#HMMY:	0#HMMN:	0#HMNZ:	0#HMPJ:	0#HMPC:	0#HMPH:	0#HMPN:	0#HMSG:
WIND		MJUF.HK		MMNF.HK						

Information Vendor	MSCI Singapore Free NTR (USD) Index Futures	MSCI Singapore NTR (USD) Index Futures	MSCI Taiwan (USD) Index Futures	MSCI Taiwan 25/50 (USD) Index Futures	MSCI Taiwan 25/50 NTR (USD) Index Futures	MSCI Taiwan NTR (USD) Index Futures	MSCI Thailand (USD) Index Futures	MSCI Thailand NTR (USD) Index Futures	MSCI Vietnam (USD) Index Futures	MSCI Vietnam NTR (USD) Index Futures
Bloomberg	HOBA Index	HKPA Index	HJAA Index	HRCA Index	HRDA Index	HJBA Index	HMTA Index	HKDA Index	HNTA Index	HKSA Index
Refinitiv	0#HMGN:	0#HMSN:	0#HMTW:	0#HTWP:	0#HTWN:	0#HMWN:	0#HMTH:	0#HMTN:	0#HMVT:	0#HMVN:
WIND			MTWF.HK			MWNF.HK		MTNF.HK		

Data Source: HKEX



## Weekly HSI and HSCEI Options Access Codes

Hong Kong and International Information Vendors		
Information Vendor	Weekly HSI Options	Weekly HSCEI Options
AASTOCKS	322105	322125
Bloomberg	HSI Index OMON	HSCEI Index OMON
DB Power	HSI	HHI
ET Net Limited	Menu "Futures/Options" > "Futures/Options Quotation (Short-term)" > Access code: The series name	
Infocast	HSI	HHI
MegaHub Limited	HSI	HHI
N2N-AFE	873101	873121
Refinitiv	<0#HSIW*.HF>	<0#HCEIW*.HF>
Tele-Trend	File->Open->Options->HSI	File->Open->Options->HHI

## MSCI AxJ and MSCI AxJ Futures Access Codes

Hong Kong and International Information Vendors		
Information Vendor	MSCI AxJ Index	MSCI AxJ Index Futures
AASTOCKS	-	221495
Activ Financial	-	MXJ/<yy><m>.HF
Bloomberg	M1ASJ Index	MJSA Index CT
CQG	-	MXJ
DB Power	-	MXJ
East Money Information	-	MXJ
Factset	-	MXJE
ICE Data Services	-	F:MXJ
Infocast	-	MXJ
N2N-AFE	-	870823
QPWeb	-	P11203
SIX Financial Information	-	MXJmy
Refinitiv	.MIAX00000NUS	0#HMXJ:
Telequote Data	-	MXJ/<yy><m>.HF
Tele-Trend	-	MXJFC, MXJmy

Data Source: HKEX



## Sector Index and Sector Index Futures Access Codes

Hong Kong and International Information Vendors		
Information Vendor	Mainland Banks Index	Mainland Banks Index Futures
AASTOCKS		221420
Activ Financial	=0200700.HK	MBI/16K.HF
AFE	837451	870809
Bloomberg	HSMBI Index	BMWA Index
DB Power		MBI
ET Net	MBN	MBI
Infocast	HSMBI	MBI
QuotePower	SEHK.HHSMBI	P11223
Telequote		MBImy
Refinitiv	.HSMBI	0#HMBI:

Mainland Information Vendors		
Information Vendor	Mainland Banks Index	Mainland Banks Index Futures
East Money	HSMBI	MBI
Hexin Flush Financial		MBIC
Pobo Financial		MBI+Month+Year
Qianlong	999905	209
Wind	HSMBI	MBIF+yymm+HK

Data Source: HKEX



## CES120 Index and CES120 Index Futures Access Codes

Hong Kong and International Information Vendors		
Information Vendor	CES 120 Index	CES 120 Index Futures
Bloomberg Finance L.P.	CES120	CESA Index DES <GO>
Refinitiv	.HKCES120	0#HCHH:
AAStocks.com Limited	110056	221360
AFE Solutions Ltd.	837505	870800
DB Power Online Limited	CES120	CHH
ET Net Limited	CEC	CHH
Infocast Limited	CE120	CHH
Interactive Data Group	I:CES120	Fn:CHH\MYDD
Marketprizm Hong Kong Limited	CES120	CHHmy
SIX Financial Information Ltd.	CES120	CHHmy
Telequote Data International Limited	CES120	CHHmy

Mainland Information Vendors		
Information Vendor	CES 120 Index	CES 120 Index Futures
Hithink RoyalFlush Information Network Ltd	CES120	CHHC
Shanghai DZH Limited	CES120	CHH+Month Code+Year Code
Shanghai Gildata Services Co Ltd	CES120	-
Shanghai Wind Information Co., Ltd	CES120	CHHF+yymm+.HK
Zheng Zhou Esunny Information Technology Co, Ltd.	-	CHH
Shanghai Wenhua Financial Information Ltd	-	CHHmy
Shanghai Qianlong Advanced Technology Co Ltd	CES120	Page 209

Data Source: HKEX

