

Welcome to the bi-weekly newsletter for the Shanghai-Hong Kong Stock Connect programme. Here you can find regular updates on trading statistics of the programme, trading calendars and economic data calendars.

INSIDE THIS ISSUE:

- Market Overview
- SH-HK Stock Connect – Introduction of Circuit Breaker Mechanism by the Shanghai Stock Exchange **New**
- SH-HK Stock Connect – Reminder for Practice Session on the Introduction of Circuit Breaker **New**
- Northbound & Southbound Daily Trade Value
- Northbound & Southbound Aggregate Quota Usage
- Northbound Trade Value Breakdown
- Northbound & Southbound Top 10 Stocks by Trade Value
- Top 10 A+H Shares by A+H Market Capitalisation
- Top 10 Holdings by % of Issued Shares
- Top 10 SH-HK Stock Connect Holdings by Market Value
- Total Market Average Daily Turnover & Velocity
- December 2015 Trading Calendar
- December 2015 Significant Economic News / Data
- Appendix - List of China Connect / Trade-through Exchange Participants

Market Overview:

- From 30 Nov to 11 Dec 2015, the Northbound Average Daily Buy and Sell Trade Value was RMB3,457 million while the Southbound Average Daily Buy and Sell Trade Value was HK\$1,828 million
- As of 11 Dec 2015, the Northbound Aggregate Quota Usage was RMB120.9 billion while Southbound was RMB100.3 billion

SH-HK Stock Connect – Introduction of Circuit Breaker Mechanism by the Shanghai Stock Exchange

On 4 December 2015, the Shanghai Stock Exchange (“SSE”) announced new trading rules on the introduction of circuit breaker mechanism measures (“SSE Circuit Breaker”) which will become effective on 1 January 2016.

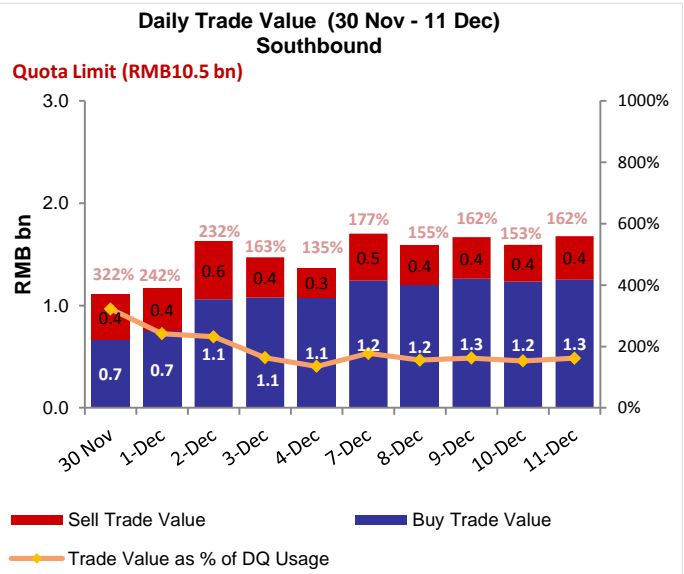
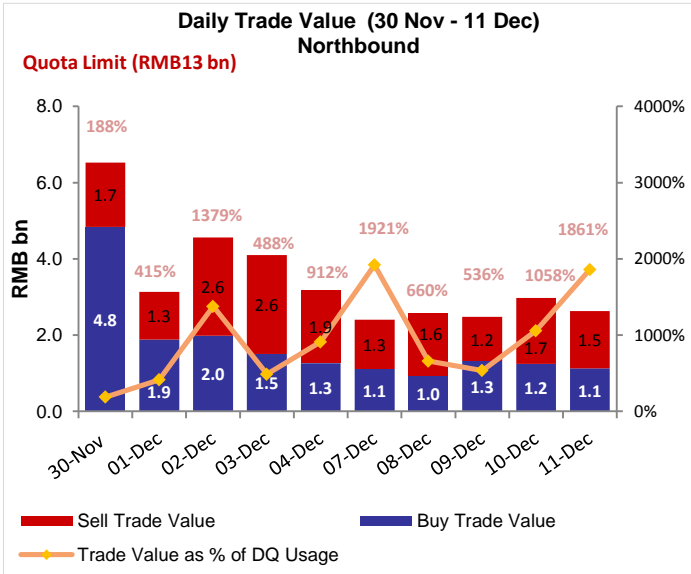
In summary, the new rules provide that during the continuous auction session, when the CSI 300 Index increases or decreases by 5% compared to its close on the previous trading day, the trading of A shares on SSE will be suspended for 15 minutes. A call auction will take place before the resumption of continuous auction session. If, during the continuous auction session, any increase or decrease of the CSI 300 Index on the same trading day reaches 7% compared to its close on the previous trading day, the trading of A shares on SSE will be suspended for the rest of the trading day. Please refer to [SSE’s announcement](#) and [Frequently Asked Questions](#) (Chinese only) for details regarding the application of the SSE Circuit Breaker in other situations.

To read the details, please click [link](#)

SH-HK Stock Connect – Reminder for Practice Session on the Introduction of Circuit Breaker

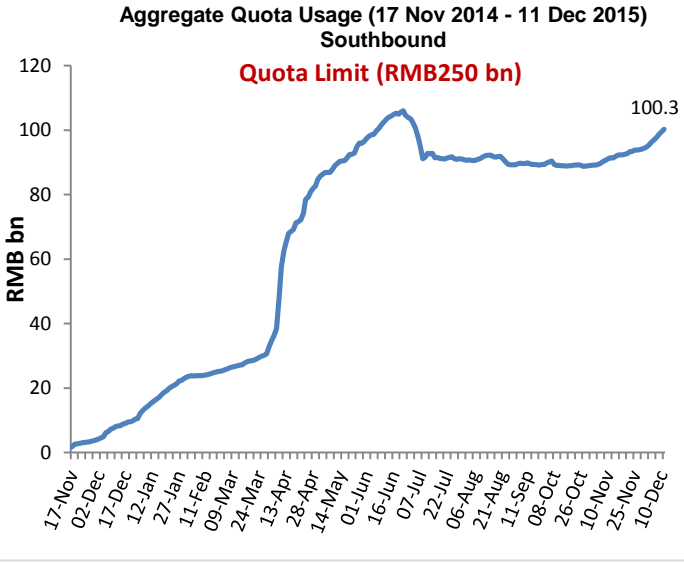
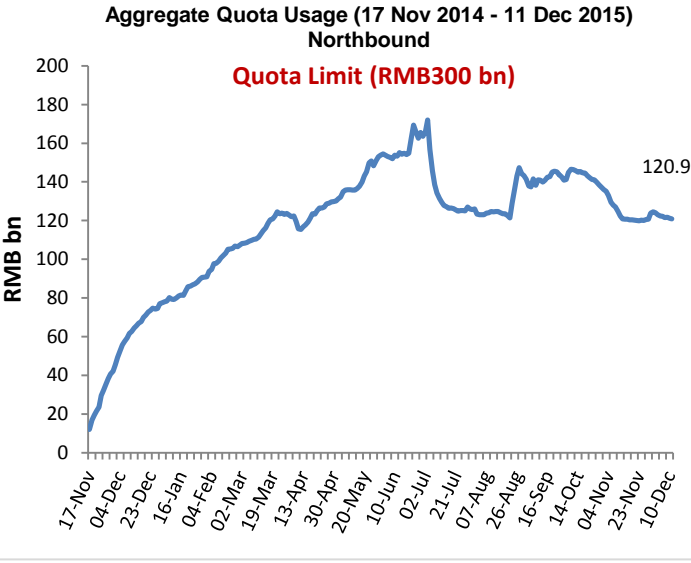
Reference is made to the Exchange circular (Ref: [CT/071/15](#)) dated 14 December 2015 regarding the Practice Session on Saturday 19 December 2015 for the introduction of circuit breaker mechanism measures by Shanghai Stock Exchange (“SSE Circuit Breaker”) which will become effective on 1 January 2016. The market data enhancement for SSE Circuit Breaker will be deployed to the production environment of China Stock Connect system on the same day as the practice session. All China Connect Exchange Participants are invited to participate in the Post Release Test and no preregistration is necessary. The information package under Technical Documents on [HKEx Shanghai-Hong Kong Stock Connect web corner](#) will be updated accordingly.

Northbound & Southbound Daily Trade Value



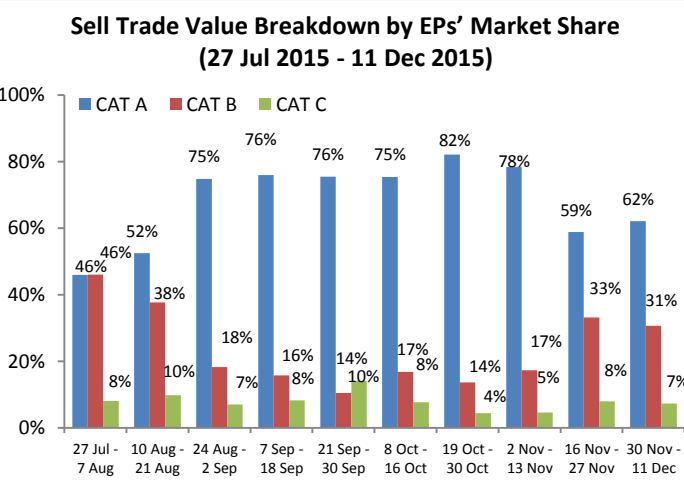
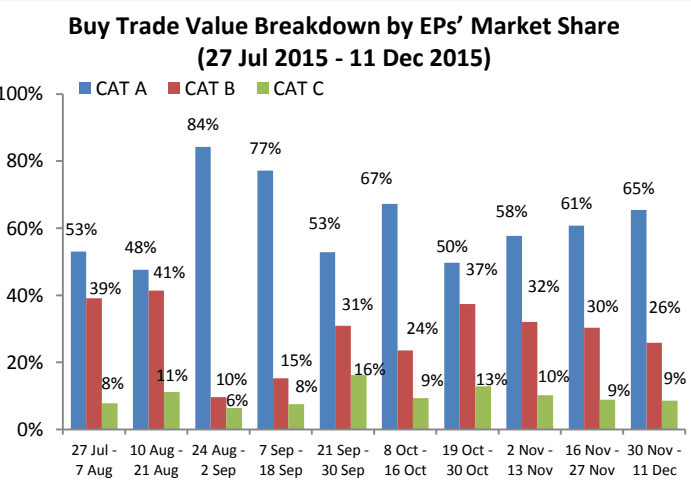
Source: HKEx, as of 11 Dec 2015

Northbound & Southbound Aggregate Quota Usage



Source: HKEx, as of 11 Dec 2015

Northbound Trade Value Breakdown



Note: CAT A EPs (Position 1 to 14), CAT B EPs (Position 15 to 65) and CAT C EPs (Position >65). For details, please click [here](#)
Source: HKEx as of 11 Dec 2015, Trade Value for 30 Nov - 11 Dec

Northbound & Southbound Top 10 Stocks by Trade Value

Top 10 A shares by Total Buy & Sell Trade Value in Northbound

Stock Name / Stock Code	Average Trade Size (US\$)	Buy Trade Value (US\$ m)	Sell Trade Value (US\$ m)	Total Trade Value (US\$ m)	% of Total Trade Value	Market Cap (US\$ bn)	*P/E Ratio	Dividend Yield (%)
1. Ping An Insurance (SH. 601318)	12,243	86	228	315	5.88	58	11x	1.24
2. Kweichow Moutai (SH. 600519)	10,582	110	80	190	3.56	41	17x	1.88
3. Shanghai Int'l Airport (SH. 600009)	4,107	131	38	169	3.15	9	24x	1.17
4. SAIC Motor (SH. 600104)	4,185	90	30	119	2.23	35	8x	6.37
5. CITIC Securities (SH. 600030)	5,833	40	54	95	1.77	27	10x	1.58
6. Poly Real Estate (SH. 600048)	4,839	51	36	87	1.62	17	9x	2.09
7. China Merchants Bank (SH. 600036)	8,092	29	50	79	1.48	54	7x	3.96
8. Haitong Securities (SH. 600837)	6,236	46	33	79	1.47	19	11x	1.65
9. China Minsheng Banking (SH. 600016)	6,315	34	44	78	1.45	40	7x	2.12
10. Industrial Bank (SH. 601166)	9,378	30	47	77	1.44	47	6x	3.57

Top 10 HK Stocks by Total Buy & Sell Trade Value in Southbound

Stock Name / Stock Code	Average Trade Size (US\$)	Buy Trade Value (US\$ m)	Sell Trade Value (US\$ m)	Total Trade Value (US\$ m)	% of Total Trade Value	Market Cap (US\$ bn)	*P/E Ratio	Dividend Yield (%)
1. HSBC Holdings (HK. 5)	39,293	330	1	332	14.06	152	11x	6.45
2. China CITIC Bank (HK. 998)	8,175	55	10	66	2.79	9	4x	N/A
3. Bank of China (HK. 3988)	16,629	42	13	55	2.34	36	4x	7.13
4. China Oilfield Services (HK. 2883)	6,611	43	7	50	2.13	2	3x	9.30
5. Agricul. Bank of China (HK. 1288)	10,016	35	12	47	1.99	11	4x	7.98
6. Shanghai Electric Group (HK. 2727)	6,363	24	15	39	1.65	2	17x	1.73
7. China Hongqiao (HK. 1378)	5,023	26	9	35	1.48	3	3x	7.35
8. CGN Power (HK. 1816)	4,502	27	6	33	1.42	4	12x	0.12
9. China Merchants Bank (HK. 3968)	8,443	27	6	33	1.41	10	6x	4.85
10. ICBC (HK. 1398)	22,561	30	3	32	1.37	51	5x	7.17

Source: SSE & HKEx as of 11 Dec 2015, Trade Value for 30 Nov – 11 Dec *Historical P/E Ratio

Top 10 A+H Shares by A+H Market Capitalisation

Top 10 A+H Shares by A+H Market Capitalisation

Stock Name (A+H Share)	A + H Market Cap (US\$ bn)	Northbound Trade Value		Southbound Trade Value		A Share Market Cap (US\$ bn)	SSE Market Cap Rank	H to A Premium / Discount
		Buy (US\$ m)	Sell (US\$ m)	Buy (US\$ m)	Sell (US\$ m)			
1. ICBC	242	22.75	43.94	29.67	2.67	192	2	-17.99%
2. PetroChina	222	4.75	7.67	28.58	3.47	208	1	-49.03%
3. China Construction Bank	169	8.65	18.80	19.25	5.11	8	87	-24.75%
4. Bank of China	168	25.02	30.48	41.76	13.33	132	4	-31.36%
5. Agricultural Bank of China	159	28.33	35.98	35.21	11.74	147	3	-25.49%
6. China Life Insurance	112	10.07	15.75	9.68	1.79	89	5	-26.22%
7. Ping An Insurance	97	86.29	228.49	11.18	0.77	58	7	-1.36%
8. China Petroleum & Chemical Crop.	86	8.28	12.82	28.18	2.81	72	6	-23.97%
9. China Merchants Bank	64	29.27	49.76	27.12	6.14	54	8	-13.87%
10. Bank of Communications	63	21.74	32.07	19.28	6.17	39	15	-31.21%

Source: SSE & HKEx as of 11 Dec 2015, Trade Value for 30 Nov – 11 Dec

Top 10 Holdings by % of Issued Shares

Top 10 SSE Holdings Through Northbound

	Stock Code	Company Name	% of **Issued and/or Tradeable Shares	% of Total Buy & Sell Trade Value	Market Cap (US\$bn)	*PE Ratio	Dividend Yield (%)	H to A Premium / Discount
1	600009	Shanghai International Airport	20.99	3.15	8.9	24x	1.17	N/A
2	603288	Foshan Haitian Flavouring and Food	20.78	0.10	14.6	39x	1.35	N/A
3	600066	Zhengzhou Yutong Bus	11.51	1.43	7.1	13x	3.23	N/A
4	600660	FuYao Glass Industry Group	7.61	0.60	4.7	13x	5.00	0.97%
5	600315	Shanghai Jahwa United	6.21	0.52	4.1	28x	1.56	N/A
6	600690	Qingdao Haier	6.19	N/A	9.4	14x	2.48	N/A
7	600519	Kweichow Moutai	5.50	3.56	41.1	17x	1.88	N/A
8	600887	Inner Mongolia Yili Industrial	4.89	1.27	13.9	21x	2.74	N/A
9	600900	China Yangtze Power	4.79	1.28	34.6	19x	2.80	N/A
10	600276	Jiangsu Hengrui Medicine	4.61	1.04	15.0	49x	0.16	N/A

Top 10 HKEx Holdings Through Southbound

	Stock Code	Company Name	% of **Issued and/or Tradeable Shares	% of Total Buy & Sell Trade Value	Market Cap (US\$bn)	*PE Ratio	Dividend Yield (%)	H to A Premium / Discount
1	2880	Dalian Port (PDA)	23.90	0.97	0.4	21x	1.65	-55.70%
2	564	Zhengzhou Coal Mining Machinery	19.83	0.04	0.1	22x	1.37	-56.05%
3	1072	Dongfang Electric Corporation	19.47	0.28	0.3	9x	1.52	-52.88%
4	553	Nanjing Panda Electronics	19.26	0.08	0.2	33x	1.23	-66.57%
5	1108	Luoyang Glass	16.63	0.20	0.2	132x	N/A	-86.86%
6	874	Guangzhou Baiyunshan Pharm.	16.30	0.45	0.6	18x	1.75	-41.45%
7	2899	Zijin Mining Group	15.15	1.17	1.4	14x	5.34	-54.14%
8	588	Beijing North Star	14.24	0.16	0.2	8x	3.15	-61.10%
9	187	BJ Jingcheng Machinery Electric	14.14	N/A	0.1	86x	N/A	-66.16%
10	107	Sichuan Expressway	13.91	0.19	0.3	6x	3.99	-56.66%

**For China Connect Securities, the % represents number of CCASS shareholding under the Shanghai-Hong Kong Stock Connect against the total number of issued and tradeable A shares on SSE (excluding any B shares, H shares and other non-circulating shares). For other shares, the % represents number of CCASS shareholding against the total number of shares listed on the Stock Exchange of Hong Kong ("SEHK").

Source: SSE & HKEx as of 11 Dec 2015, Trade Value for 30 Nov – 11 Dec. *Historical P/E Ratio

Top 10 SH-HK Stock Connect Holdings by Market Value

Northbound (NB) Top 10 SH-HK Stock Connect Holdings							
	Stock Code	Company Name	Market Value (US\$ m)	% of *Total Market Value	Shareholding Held in NB (mil)	% of **Issued and/or Tradeable Shares	H to A Premium / Discount
1	600519	Kweichow Moutai	2,244	11.92	69	5.50	N/A
2	601318	Ping An Insurance	1,102	5.86	207	1.92	-1.36%
3	600009	Shanghai International Airport	1,056	5.61	230	20.99	N/A
4	600900	China Yangtze Power	973	5.17	467	4.79	N/A
5	600066	Zhennzhou Yutong Bus	695	3.69	219	11.51	N/A
6	600276	Jiangsu Hengrui Medicine	686	3.64	90	4.61	N/A
7	600887	Inner Mongolia Yili Industrial	660	3.51	294	4.89	N/A
8	600690	Qingdao Haier	520	2.76	341	6.19	N/A
9	600036	China Merchants Bank	498	2.65	191	0.93	-13.87%
10	600104	SAIC Motor Corporation	426	2.26	136	1.23	N/A

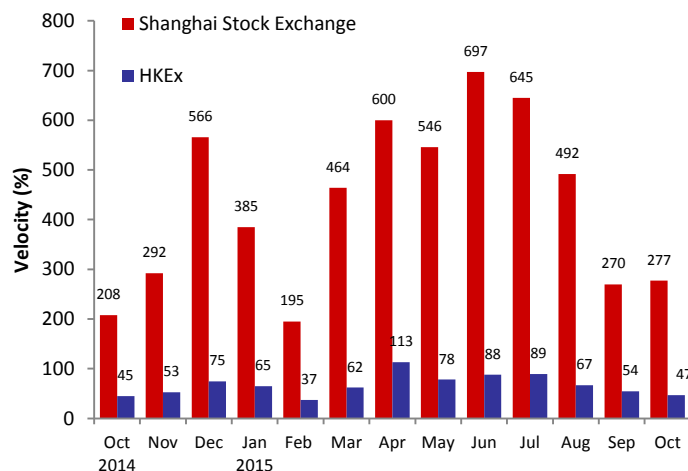
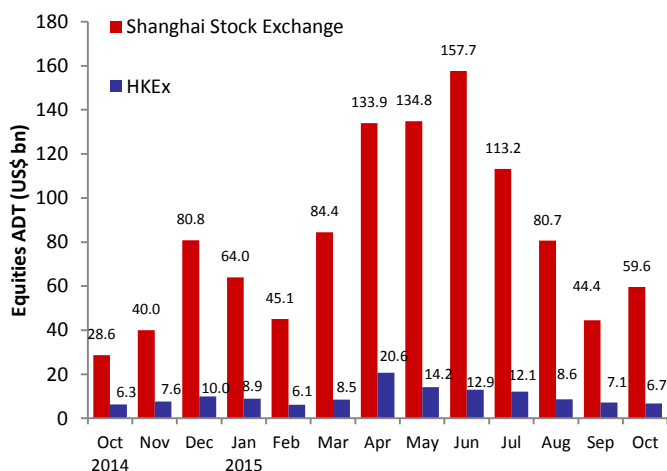
Southbound (SB) Top 10 SH-HK Stock Connect Holdings							
	Stock Code	Company Name	Market Value (US\$ m)	% of *Total Market Value	Shareholding Held in SB (mil)	% of **Issued and/or Tradeable Shares	H to A Premium / Discount
1	566	Hanergy Thin Film Power	332	2.57	659	1.58	N/A
2	5	HSBC Holdings	309	2.39	40	0.20	N/A
3	998	CITIC Bank	284	2.19	463	3.11	-45.59%
4	700	Tencent Holdings	283	2.19	15	0.16	N/A
5	1988	China Minsheng Banking	276	2.13	297	4.29	-31.26%
6	656	Fosun International	261	2.02	151	1.76	N/A
7	1766	CRRC Corporation	258	1.99	211	4.82	-38.45%
8	388	HKEx	250	1.93	10	0.82	N/A
9	2238	Guangzhou Automobile Group	218	1.69	236	10.66	-71.70%
10	2899	Zijin Mining Group	214	1.66	874	15.15	-54.14%

Source: SSE & HKEx as of 11 Dec 2015, Trade Value for 30 Nov – 11 Dec

*Total Market Value is the mark-to-market value of all Northbound / Southbound holdings under SH-HK Stock Connect Programme

**For China Connect Securities, the % represents number of CCASS shareholding under the Shanghai-Hong Kong Stock Connect against the total number of issued and tradeable A shares on SSE (excluding any B shares, H shares and other non-circulating shares). For other shares, the % represents number of CCASS shareholding against the total number of shares listed on the Stock Exchange of Hong Kong ("SEHK").

Total Market Average Daily Turnover (ADT) & Velocity



Source: WFE & HKEx as of 31 October 2015, ADT and Velocity figures of HKEx include ETF products but excludes warrants

December 2015 Trading Calendar

December 2015							January 2016						
Mon	Tue	Wed	Thu	Fri	Sat	Sun	Mon	Tue	Wed	Thu	Fri	Sat	Sun
	1	2	3	4	5	6					1	2	3
7	8	9	10	11	12	13	4	5	6	7	8	9	10
14	15	16	17	18	19	20	11	12	13	14	15	16	17
21	22	23	24	* 25	26	27	18	19	20	21	22	23	24
28	29	30	31				25	26	27	28	29	30	31

* Hong Kong Public Holiday (Market Close for Northbound & Southbound Trading)
■ Two-way (Northbound & Southbound) Trading ■ Southbound Half Day Trading Only

Source: SSE click [here](#) (Chinese version only), HKEx click [here](#) * Trading Calendar from 28 - 31 Dec will be updated after PRC confirmed holiday schedule of 2016

December 2015 Significant Economic News/Data

December 2015			
21/12/2015	HK: CPI Composite YoY	31/12/2015	HK: Money Supply M1/M2/M3 HKD YoY HK: Budget Balance HKD
27/12/2015	CN: Industrial Profits YoY	01/01/2016	CN: Manufacturing PMI CN: Non-manufacturing PMI
28/12/2015	HK: Exports YoY HK: Imports YoY HK: Trade Balance		

Note: CN – China, HK – Hong Kong

For More Information on Shanghai – Hong Kong Stock Connect

Visit: www.hkex.com.hk/chinaconnect

Email: info@hkex.com.hk

Newsletter: [Previous Issues](#)

News Release: [17 Nov 2015](#)

Disclaimer

This newsletter is for information only and does not constitute legal or tax advice. Investors should exercise caution when dealing in securities which are eligible for trading under Shanghai-Hong Kong Stock Connect. Hong Kong Exchanges and Clearing Limited and its subsidiaries shall not be liable for any loss or damage incurred or suffered by any person arising from the use of or reliance on this newsletter.

Appendix - Exchange Participants

List of China Connect Exchange Participants

ABCI Securities Company Limited	Emperor Securities Limited	Mega Securities (Hong Kong) Company Limited
Astrum Capital Management Limited	Essence International Securities (Hong Kong) Limited	Merrill Lynch Far East Limited
Barclays Capital Asia Limited	Ever-Long Securities Company Limited	Mirae Asset Wealth Management (HK) Limited
BNP Paribas Securities (Asia) Limited	Finet Securities Limited	Morgan Stanley Hong Kong Securities Limited
BOCI Securities Limited	First Shanghai Securities Limited	National Resources Securities Limited
BOCOM International Securities Limited	First Worldsec Securities Limited	Noble Securities Company Limited
Bright Smart Securities International (H.K.) Limited	Founder Securities (Hong Kong) Limited	OCBC Wing Hang Shares Brokerage Co. Limited
Caitong International Securities Co., Limited	Fubon Securities (Hong Kong) Limited	Orient Securities (Hong Kong) Limited
Cathay Securities (Hong Kong) Limited	Fulbright Securities Limited	Phillip Securities (Hong Kong) Limited
CCB International Securities Limited	Get Nice Securities Limited	Po Sang Futures Limited
Celestial Securities Limited	GF Securities (Hong Kong) Brokerage Limited	President Securities (Hong Kong) Limited
Changjiang Securities Brokerage (HK) Limited	Goldman Sachs (Asia) Securities Limited	Prudential Brokerage Limited
Chief Securities Limited	Grand Cartel Securities Company Limited	Quam Securities Company Limited
China Everbright Securities (HK) Limited	Guodu Securities (Hong Kong) Limited	Realink Financial Trade Limited
China Galaxy International Securities (Hong Kong) Co., Limited	Guosen Securities (HK) Brokerage Company, Limited	Reorient Capital Markets Limited
China Industrial Securities International Brokerage Limited	Guotai Junan Securities (Hong Kong) Limited	RHB Securities Hong Kong Limited
China International Capital Corporation Hong Kong Securities Limited	Guoyuan Securities Brokerage (Hong Kong) Limited	Sanford C. Bernstein (Hong Kong) Limited
China Investment Securities International Brokerage Limited	Haitong International Securities Company Limited	SG Securities (HK) Limited
China Merchants Securities (HK) Co., Limited	Hang Seng Securities Limited	Shacom Securities Limited
China Securities (International) Brokerage Company Limited	Hani Securities (H.K.) Limited	Shenwan Hongyuan Securities (H.K.) Limited
Chong Hing Securities Limited	HGNH International Securities Co., Limited	Sino Grade Securities Limited
Chow Sang Sang Securities Limited	Hong Kong International Securities Limited	Sinolink Securities (Hong Kong) Company Limited
Christfund Securities Limited	HSBC Broking Securities (Hong Kong) Limited	SinoPac Securities (Asia) Limited
CIMB Securities Limited	HSBC Securities Brokers (Asia) Limited	South China Securities Limited
Cinda International Securities Limited	Huatai Financial Holdings (Hong Kong) Limited	Southwest Securities (HK) Brokerage Limited
Citadel Securities (Hong Kong) Limited	Hui's Brothers Financial Group Limited	Sun Hung Kai Investment Services Limited
CITIC Securities Brokerage (HK) Limited	I-Access Investors Limited	Susquehanna Hong Kong Limited
Citigroup Global Markets Asia Limited	ICBC International Securities Limited	Taifair Securities Limited
CLSA Limited	Instinet Pacific Limited	Taiping Securities (HK) Co Limited
CM Securities (Hongkong) Company Limited	Interactive Brokers Hong Kong Limited	Toyo Securities Asia Limited
CMB International Securities Limited	J.P. Morgan Broking (Hong Kong) Limited	Tung Shing Securities (Brokers) Limited
CNI Securities Group Limited	Jefferies Hong Kong Limited	Tung Tai Securities Company Limited
Core Pacific-Yamaichi Securities (H.K.) Limited	JTI Securities Limited	UBS Securities Hong Kong Limited
Credit Suisse Securities (Hong Kong) Limited	KGI Securities (Hong Kong) Limited	UOB Kay Hian (Hong Kong) Limited
Crosby Securities Limited	Kim Eng Securities (Hong Kong) Limited	Upbest Securities Company Limited
CSC Securities (HK) Limited	Kingston Securities Limited	Victory Securities Company Limited
Daewoo Securities (Hong Kong) Limited	Kuentai Securities (Kam Ngan) Company Limited	Win Wind Securities Limited
Dah Sing Securities Limited	Luk Fook Securities (HK) Limited	Wocom Securities Limited
DBS Vickers (Hong Kong) Limited	Macquarie Capital Securities Limited	Yuanta Securities (Hong Kong) Company Limited
Deutsche Securities Asia Limited	Malahon Securities Limited	Yue Xiu Securities Company Limited
East Asia Securities Company Limited	Masterlink Securities (Hong Kong) Corporation Limited	Zhongtai International Securities Limited
Total: 123 China Connect Exchange Participants (as of 15 Dec 2015)		

The list has been published: click [here](#)

Appendix - Exchange Participants

List of Trade-through Exchange Participants

Asia-Pac Securities Limited	Hantec Group International Finance Limited	Reorient Financial Markets Limited
Audrey Chow Securities Limited	Hantec Securities Co. Limited	Riche Bright Securities Limited
Baili Securities Company Limited	Head & Shoulders Securities Limited	Sheng Yuan Securities Limited
BC Securities Group Limited	Hing Wai Allied Securities Limited	South Ocean Securities Limited
BMI Securities Limited	Ho Fung Shares Investment Limited	SPS Securities Limited
Boom.com Limited	iSTAR International Securities Co. Limited	Stockwell Securities Limited
Brilliant Norton Securities Company Limited	Japan Asia Securities Limited	Success Securities Limited
Business Securities Limited	Jimei Securities Limited	Sun International Securities Limited
Capitec Securities Limited	JS Cresvale Securities International Limited	Tai Tak Securities (Asia) Limited
CES Capital International (Hong Kong) Co., Limited	Jun Yang Securities Company Limited	Taiwan Concord Capital Securities (Hong Kong) Limited
China System Securities Limited	Kaiser Securities Limited	Telecom Digital Securities Limited
China Yinsheng Securities Limited	KCG Securities Asia Limited	Treasure Securities Limited
Delta Asia Securities Limited	Ko's Brother Securities Company Limited	Trinity Finance Investment Limited
Delta Wealth Securities Limited	Lei Shing Hong Securities Limited	VC Brokerage Limited
Formax Securities Limited	Lippo Securities Limited	Win Fung Securities Limited
FP Sino-Rich Securities & Futures Limited	Marigold International Securities Limited	Win Wong Securities Limited
Geminis Securities Limited	Oriental Patron Securities Limited	Wing Fung Securities Limited
Genting Securities Limited	Pacific Foundation Securities Limited	Wing Lung Securities Limited
GLS Securities Limited	Partners Capital Securities Limited	Wintech Securities Limited
Grand Investment (Securities) Limited	PC Securities Limited	Wintone Securities Limited
GT Capital Limited	Ping An of China Securities (Hong Kong) Company Limited	Wo Fung Securities Company Limited
GuocoCapital Limited	Po Kay Securities & Shares Company Limited	Yicko Securities Limited
Halcyon Securities Limited	Prominence Financials Limited	Total: 68 Trade-through Exchange Participants (as of 17 Dec 2015)

The list has been published: click [here](#)