

November 2015 Highlights

Despite no clear market direction during November, HSI index slightly dropped 2% during the month and the index moved in 5% range during the month, investor view on certain sectors has been improving. Put Call ratio of mainland financial stocks, including China Construction Bank (XCC), Ping An Insurance (PAI), Bank of China (XBC) have dropped 20% - 35% indicating investors outlook to the sector has been improving. Bullish strategy such as bull call spread can be used if investors expect further improving in the sector, for more details of bull call spread, please refer to

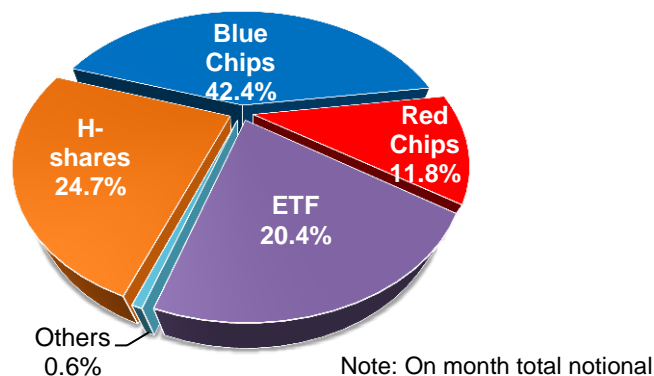
http://www.hkex.com.hk/eng/sorc/frontend/strategies_bullcall.htm

Trade Overview

	Traded (Avg. Daily)	% Chg MoM	% Chg YoY
Notional (HKD)	5,064 mm	-9.5%	-35.0%
Premium (HKD)	147 mm	-20.3%	-23.8%
Contracts	249,174	-4.3%	-30.9%

Current number of stock options classes: 84
Number of trading days in current month: 21

Trade Distribution

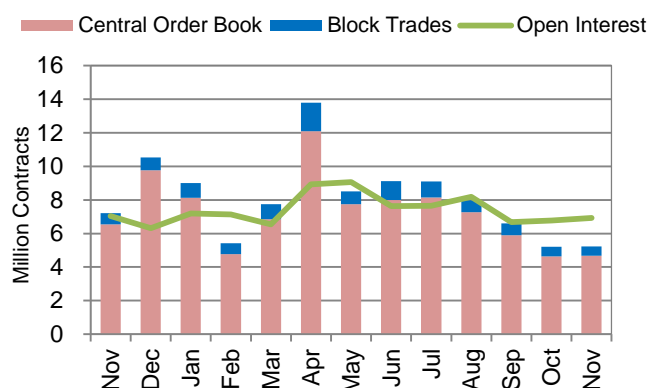


Top Open Interest

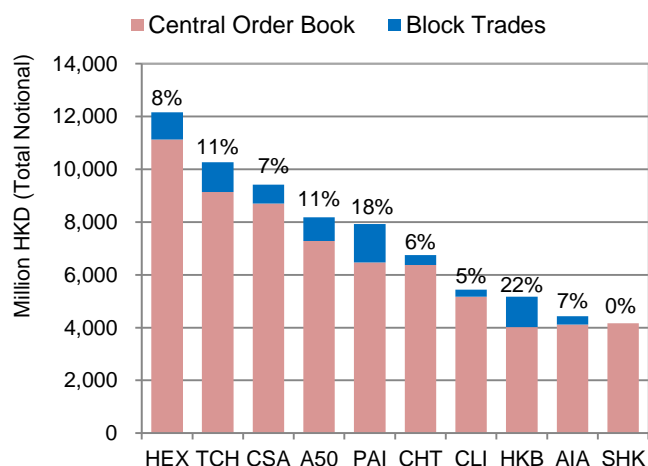
Option	Calls	Puts	Total	%Chg MoM
iShares A50 ETF	7,712	7,608	15,320	-16%
HKEx	7,118	4,971	12,089	-2%
Ping An	5,624	4,323	9,947	+14%
Tencent	5,769	3,831	9,600	+1%
HSBC	4,448	4,193	8,642	+12%

Note: Notional value in million HKD, as of last trading day in November

Trade vs Open Interest



Most Traded Options



Do You Know?

2 new stock option classes has been launched on 30th Nov, 2015

Stock Code	1113	1816
Stock Name	Cheung Kong Property Holdings Ltd.	CGN Power Co., Ltd
Trading Code	CKP	CGN
Number of Board Lots	2	10
Contract Size (No. of shares)	1,000	10,000
Options Tier	1	1

<http://www.hkex.com.hk/eng/prod/drprod/so/SONewClasses.htm>



Monthly Report Stock Options

Class Overview¹ – November 2015

Stock Code	Underlying Stock			Options Traded				Options Open Interest*	
	Name (HKATS Code)	Market Cap (mm HKD)	Total Turnover (mm HKD)	Total Notional (mm HKD)	Block Trades Notional (mm HKD)	Premium (mm HKD)	Contracts	Notional (mm HKD)	Contracts
1	CKH (CKH)	392,529	10,499	3,692	153	32	36,298	4,326	42,537
2	CLP (CLP)	163,714	4,553	256	0	4	7,903	255	7,866
3	HK & China Gas (HKG)	175,973	3,101	110	0	3	7,256	157	10,319
4	Wharf (WHL)	134,881	3,120	375	0	12	8,431	336	7,560
5	HSBC (HKB)	1,210,358	20,583	5,170	1,155	140	209,151	8,642	349,577
6	Power Assets (HEH)	147,798	5,397	607	43	12	17,525	304	8,787
11	Hang Seng Bank (HSB)	268,614	3,917	335	0	5	23,871	969	68,985
12	Henderson Land (HLD)	157,896	2,713	324	0	9	6,787	496	10,385
16	SHK Properties (SHK)	275,738	9,287	4,164	0	109	43,698	3,074	32,257
17	New World Dev (NWD)	69,457	2,343	61	0	3	7,880	105	13,539
19	Swire Pacific-A (SWA)	124,025	3,457	327	0	7	7,735	302	7,134
23	Bank of East Asia (BEA)	73,154	1,600	55	0	2	9,909	35	6,387
27	Galaxy (GLX)	97,093	10,559	1,627	80	68	71,364	1,373	60,217
66	MTR Corp (MTR)	210,777	2,086	96	0	2	5,340	120	6,688
135	Kunlun Energy (KLE)	54,812	2,218	245	24	9	18,012	386	28,419
151	Want Want China (WWC)	78,722	2,915	19	0	1	3,161	29	4,725
267	Citic Pacific (CIT)	395,628	4,915	275	22	9	20,242	1,005	73,910
293	Cathay Pacific (CPA)	53,815	971	10	0	0	697	16	1,138
330	Esprit (ESP)	16,720	917	4	0	0	4,914	14	15,912
358	Jiangxi Copper (JXC)	49,428	2,448	235	0	11	25,384	221	23,811
386	Sinopec (CPC)	689,776	10,433	561	48	21	59,011	1,195	125,795
388	HKEx (HEX)	244,124	26,985	12,159	1,027	298	601,924	12,089	598,465
390	China Railway (CRG)	279,598	3,321	54	0	3	8,360	83	12,884
489	Dongfeng Motor Group Co. Ltd. (DFM)	90,814	3,622	47	0	2	2,227	79	3,764
494	Li & Fung (LIF)	44,938	2,683	165	0	8	15,420	149	13,993
688	China Overseas (COL)	253,417	10,187	2,169	64	75	42,204	2,256	43,885
700	Tencent (TCH)	1,450,650	52,165	10,263	1,129	255	665,111	9,600	622,169
728	China Telecom (CTC)	307,543	5,073	131	0	6	17,210	350	46,012
762	China Unicom (CHU)	229,892	9,212	819	142	27	42,654	975	50,781
857	PetroChina (PEC)	1,764,550	11,998	1,174	201	68	106,521	1,838	166,810
883	CNOOC (CNC)	383,075	12,499	985	107	40	114,759	1,692	197,245
902	Huaneng Power (HNP)	145,404	5,892	152	0	9	11,273	124	9,204
914	Anhui Conch (ACC)	107,075	4,570	254	5	11	23,988	461	43,580
939	CCB (XCC)	1,348,507	30,167	2,481	216	61	465,541	3,252	610,102



Monthly Report Stock Options

Stock Code	Underlying Stock			Options Traded				Options Open Interest*	
	Name (HKATS Code)	Market Cap (mm HKD)	Total Turnover (mm HKD)	Total Notional (mm HKD)	Block Trades Notional (mm HKD)	Premium (mm HKD)	Contracts	Notional (mm HKD)	Contracts
941	China Mobile (CHT)	1,803,872	28,422	6,745	377	146	153,129	6,070	137,790
992	Lenovo Group (LEN)	91,091	8,499	636	98	25	38,753	860	52,451
998	Citic Bank (CTB)	353,477	4,886	165	0	12	33,717	569	116,406
1044	Hengan International (HGN)	94,889	3,389	140	0	3	3,583	103	2,641
1088	China Shenhua (CSE)	334,898	4,533	252	0	15	41,656	552	91,290
1109	China Resources Land (CRL)	144,510	4,915	191	42	7	4,570	397	9,518
1113	Cheung Kong Property (CKP)	195,107	4,839	12	0	0	241	11	221
1171	Yanzhou Coal (YZC)	40,472	658	50	0	3	7,067	105	14,889
1186	China Rail Cons (CRC)	212,785	2,442	22	0	2	4,358	57	11,041
1211	BYD (BYD)	156,910	6,959	134	0	9	6,389	137	6,523
1288	ABC (XAB)	1,213,801	7,784	681	83	23	22,923	1,596	53,752
1299	AIA (AIA)	557,838	22,618	4,429	310	111	95,649	3,674	79,347
1336	NCI (NCL)	144,419	3,455	5	0	2	1,631	7	2,299
1339	Peoples Insurance Company (PIN)	169,696	2,161	34	0	1	1,713	113	5,666
1359	Cinda (CDA)	104,057	2,489	34	0	2	2,348	80	5,543
1398	ICBC (XIC)	1,916,557	24,198	1,434	237	32	305,836	2,437	519,543
1800	China Com Cons (CCC)	234,987	5,381	374	0	16	41,779	401	44,786
1816	CGN Power (CGN)	136,346	3,046	0	0	0	0	0	0
1880	Belle (BIH)	57,184	2,407	47	0	3	6,893	63	9,284
1898	China Coal (CCE)	79,691	694	20	0	2	6,561	46	14,883
1919	China Cosco (CCS)	50,468	Suspended	0	0	0	0	27	10,923
1928	Sands China (SAN)	211,413	7,820	813	42	46	77,588	1,054	100,619
1988	Minsheng Banking (MSB)	360,577	3,659	429	111	17	23,072	972	52,346
2038	FIH Mobile (FIH)	27,786	428	1	0	0	338	5	1,321
2282	MGM China (MGM)	38,760	964	9	0	1	2,177	16	3,820
2318	Ping An (PAI)	759,862	31,897	7,931	1,463	264	373,676	9,947	468,643
2319	Mengniu Dairy (MEN)	48,416	4,514	39	0	2	3,189	26	2,125
2328	PICC (PIC)	249,416	4,952	389	0	16	11,568	484	14,378
2333	Great Wall Motor (GWM)	118,667	5,394	245	0	11	51,510	299	62,957
2388	BOCHK (BOC)	251,104	5,140	492	36	12	41,445	753	63,369
2600	Chalco (ALC)	76,017	876	15	0	1	3,010	32	6,531
2601	CPIC (CPI)	290,119	7,027	760	16	21	23,818	519	16,283
2628	China Life (CLI)	862,985	21,338	5,441	266	183	203,404	5,078	189,845



Monthly Report Stock Options

Stock Code	Underlying Stock			Options Traded				Options Open Interest*	
	Name (HKATS Code)	Market Cap (mm HKD)	Total Turnover (mm HKD)	Total Notional (mm HKD)	Block Trades Notional (mm HKD)	Premium (mm HKD)	Contracts	Notional (mm HKD)	Contracts
2777	Guangzhou R&F (RFP)	28,131	1,248	9	0	1	2,618	56	16,114
2888	Stan Chart (STC)	173,311	4,036	151	24	12	46,307	143	43,773
2899	Zijin Mining (ZJM)	77,457	1,358	16	0	1	4,244	23	5,962
3323	CNBM (NBM)	22,460	2,061	96	0	9	11,479	243	29,166
3328	BoCom (BCM)	493,012	4,127	116	0	4	21,474	293	54,317
3800	Poly Energy (PLE)	22,770	2,738	7	0	0	927	16	2,213
3888	Kingsoft (KSO)	26,830	4,755	289	0	11	14,047	264	12,832
3968	CM Bank (CMB)	513,633	11,570	1,051	82	47	115,361	1,405	154,193
3988	Bank of China (XBC)	1,337,423	25,302	1,136	220	33	330,207	2,241	651,507
6030	CITIC Securities Co. Ltd. (CTS)	250,709	8,675	109	45	13	12,226	119	13,424
6837	Haitong Securities (HAI)	194,874	9,238	248	48	14	9,276	365	13,653
ETF									
2800	Tracker Fund (TRF)	71,040	24,660	87	0	2	7,794	172	15,495
2822	CSOP FTSE China A50 ETF (CSA)	22,965	29,077	9,412	705	275	152,305	7,607	123,087
2823	iShares A50 ETF (A50)	37,106	24,958	8,177	895	215	149,755	15,320	280,585
2827	WISE CSI300 ETF (CS3)	4,179	737	0	0	0	2	0	9
2828	HS H-SHARE ETF (HCF)	50,915	20,505	66	0	7	3,286	56	2,814
3188	CAM CSI300 ETF (AMC)	12,202	9,296	4,001	0	134	45,994	1,381	15,872
Total:		26,217,689	708,531	106,341	9,516	3,088	5,232,654	122,502	6,930,891

Note:

¹ Data in class overview section can be downloaded in csv format in our publication website:

<http://www.hkex.com.hk/eng/prod/drprod/so/SOMonthlyNewsletter.htm>

* Open Interest as of last trading day of the month

For any enquiry, please contact

Email: dtproducts@hkex.com.hk

Website: www.hkex.com.hk/stockoptions

Disclaimer

Risks of Trading Futures and Options

Futures and options involve a high degree of risk. Losses from futures and options trading can exceed your initial margin funds and you may be required to pay additional margin funds on short notice. Failure to do so may result in your position being liquidated and you being liable for any resulting deficit. You must therefore understand the risks of trading in futures and options and should assess whether they are right for you. You are encouraged to consult a broker or financial adviser on your suitability for futures and options trading in light of your financial position and investment objectives before trading.

©Hong Kong Exchanges and Clearing Limited (HKEx)

Nothing herein is to be construed as a recommendation to purchase or sell futures and / or options contracts or to provide investment advice. While efforts are made to ensure the accuracy of information contained in this publication, HKEx and its