

November 2016

November 2016 HIGHLIGHTS

Overall, the average daily volume (ADV) of Stock Options increased 21% this month when compared to October. There were significant increases in trading volume and open interest in options on HSBC (0005.HK), HKEX (0388.HK), Tencent (0700.HK), CCB (0939.HK) and China life (2628.HK).

TRADE OVERVIEW			
	Average Daily Turnover	% Chg MoM	% Chg YoY
Notional (HK\$m)	6,622	27.6%	30.8%
Premium (HK\$m)	163	33.6%	11.1%
No. of Contracts (in 10,000)	32.3	21.1%	29.7%

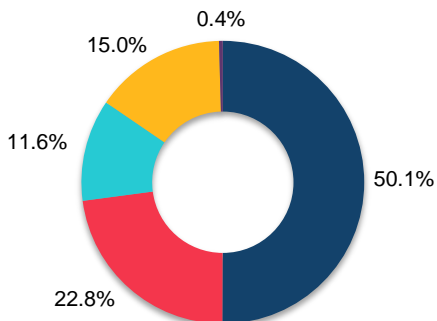
Current number of stock options classes: 85

Number of trading days in current month: 22

TOP OPEN INTEREST				
Option	Calls	Puts	Total	% Chg MoM
Tencent	12,092	7,540	19,632	+24%
Bank of China	1,127	804	1,931	+17%
CCB	1,561	1,571	3,133	+13%
HKEX	7,706	3,215	10,921	+13%
ICBC	979	1,335	2,313	+4%

Note: The data is as of last trading day in November

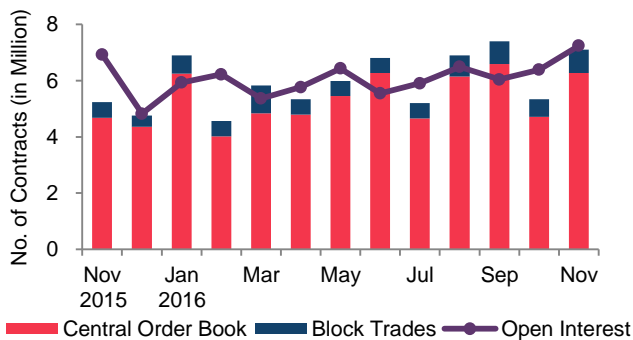
Trade Distribution



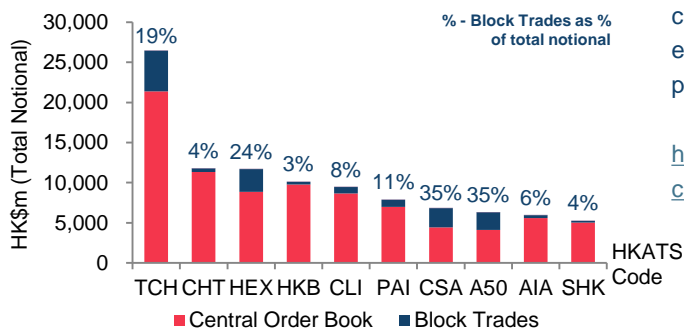
■ Blue Chips ■ H-shares ■ ETF ■ Red Chips ■ Others

Note: Calculations based on total notional value

Trade vs Open Interest



Top 10 Most Traded Options Contracts



Do you Know?

The year-end review of Stock Options trading fee tier classification has been conducted and changes will be effective on 3 January 2017. For details of changes please refer to the below circular:

http://www.hkex.com.hk/eng/market/partcir/sehk/2016/Documents/MKD_EQD_11_16_e.pdf

CLASS OVERVIEW¹ – NOVEMBER 2016

STOCK CODE	UNDERLYING STOCK	OPTIONS TRADED						OPTIONS OPEN INTEREST*	
		Name (HKATS Code)	Market Cap (HK\$m)	Total Turnover (HK\$m)	Total Notional (HK\$m)	Block Trades Notional (HK\$m)	Premium (HK\$m)	Contracts	Notional (HK\$m)
1	CKH (CKH)	364,740	9,272	2,597	104	41	54,964	2,706	57,265
2	CLP (CLP)	191,631	5,727	693	--	11	18,281	362	9,547
3	HK & China Gas (HKG)	183,634	4,232	190	--	4	13,180	136	9,427
4	Wharf (WHL)	174,347	6,111	732	--	13	12,722	630	10,961
5	HSBC (HKB)	1,208,772	40,156	10,115	352	283	414,206	9,368	383,639
6	Power Assets (HEH)	157,935	4,251	439	--	6	11,870	301	8,139
11	Hang Seng Bank (HSB)	281,041	4,287	375	--	6	25,481	855	58,137
12	Henderson Land (HLD)	155,863	3,079	298	--	6	6,949	265	6,194
16	SHK Properties (SHK)	293,883	16,472	5,226	205	137	51,483	2,762	27,216
17	New World Dev (NWD)	81,168	4,605	228	--	6	26,386	103	11,928
19	Swire Pacific-A (SWA)	110,782	2,290	366	--	12	9,470	449	11,625
23	Bank of East Asia (BEA)	86,893	1,160	92	--	3	14,338	104	16,164
27	Galaxy (GLX)	164,432	12,698	3,938	77	97	102,275	2,070	53,779
66	MTR Corp (MTR)	229,076	4,294	445	--	9	22,945	252	12,987
135	Kunlun Energy (KLE)	45,770	1,005	51	--	3	4,532	71	6,270
151	Want Want China (WWC)	62,438	1,540	35	--	1	6,979	32	6,377
267	Citic Pacific (CIT)	347,338	2,899	120	--	3	10,062	143	11,944
293	Cathay Pacific (CPA)	41,305	1,067	47	--	2	4,515	64	6,129
330	Esprit (ESP)	12,346	270	1	--	--	1,370	2	3,148
358	Jiangxi Copper (JXC)	61,059	6,275	623	--	22	52,528	210	17,692
386	Sinopec (CPC)	688,551	10,073	671	146	19	61,915	1,205	111,163
388	HKEx (HEX)	249,762	18,479	11,691	2,825	265	573,080	10,921	535,367
390	China Railway (CRG)	234,870	4,560	69	--	2	9,917	54	7,782
489	Dongfeng Motor Group Co. Ltd. (DFM)	67,981	3,384	137	39	5	8,695	157	9,950
494	Li & Fung (LIF)	28,613	1,954	42	--	2	6,105	58	8,506
688	China Overseas (COL)	245,419	10,786	3,431	149	102	76,595	2,899	64,707
700	Tencent (TCH)	1,835,667	91,868	26,449	5,084	730	1,365,483	19,632	1,013,534
728	China Telecom (CTC)	303,496	4,992	291	75	13	38,850	508	67,736
762	China Unicom (CHU)	225,582	11,229	2,262	957	85	120,056	1,993	105,771
857	PetroChina (PEC)	1,498,904	10,203	1,201	174	35	113,976	1,783	169,164
883	CNOOC (CNC)	436,652	12,408	2,560	120	66	261,785	2,408	246,188
902	Huaneng Power (HNP)	113,304	3,350	264	--	11	27,184	199	20,436
914	Anhui Conch (ACC)	110,779	6,046	321	--	8	28,588	381	33,959
939	CCB (XCC)	1,449,713	33,108	2,676	165	57	462,978	3,133	541,991

Note:

¹Data in class overview section can be downloaded in csv format in our publication website:

<http://www.hkex.com.hk/eng/prod/drprod/so/SOMonthlyNewsletter.htm>

*Open Interest as of last trading day of the month

CLASS OVERVIEW¹ – NOVEMBER 2016

STOCK CODE	UNDERLYING STOCK Name (HKATS Code)	OPTIONS TRADED						OPTIONS OPEN INTEREST*	
		Market Cap (HK\$m)	Total Turnover (HK\$m)	Total Notional (HK\$m)	Block Trades Notional (HK\$m)	Premium (HK\$m)	Contracts	Notional (HK\$m)	Contracts
941	China Mobile (CHT)	1,733,250	30,087	11,785	434	256	278,445	7,275	171,894
992	Lenovo Group (LEN)	53,433	4,345	438	53	13	45,492	805	83,645
998	Citic Bank (CTB)	332,674	4,092	142	--	2	28,014	389	76,851
1044	Hengan International (HGN)	74,056	4,341	271	--	6	8,875	129	4,228
1088	China Shenhua (CSE)	368,591	11,758	897	85	31	111,712	648	80,677
1109	China Resources Land (CRL)	130,579	4,881	503	98	18	13,350	669	17,756
1113	Cheung Kong Property (CKP)	204,196	7,980	951	--	18	17,901	683	12,857
1171	Yanzhou Coal (YZC)	49,830	2,218	203	--	8	18,736	144	13,290
1186	China Rail Cons (CRC)	185,638	4,765	40	--	1	7,336	70	12,762
1211	BYD (BYD)	155,562	6,219	166	23	6	7,123	522	22,350
1288	ABC (XAB)	1,161,529	6,797	560	--	11	17,216	1,391	42,799
1299	AIA (AIA)	570,267	28,278	5,946	348	129	125,706	4,977	105,225
1336	NCI (NCL)	149,068	4,219	258	59	6	6,572	337	8,574
1339	Peoples Insurance Company (PIN)	138,726	1,899	79	--	2	4,840	81	4,968
1359	Cinda (CDA)	101,519	2,745	47	--	1	3,326	107	7,661
1398	ICBC (XIC)	1,782,890	23,032	1,424	14	33	299,810	2,313	486,994
1800	China Com Cons (CCC)	252,967	6,564	497	84	17	53,392	489	52,601
1816	CGN Power (CGN)	105,896	1,921	42	--	1	1,811	41	1,740
1880	Belle (BIH)	37,532	1,643	88	--	4	19,871	71	15,928
1898	China Coal (CCE)	80,184	1,750	31	--	1	8,046	52	13,355
1919	China Cosco (CCS)	59,562	2,263	21	--	1	13,336	14	8,580
1928	Sands China (SAN)	308,290	14,898	1,976	145	49	129,344	1,231	80,548
1988	Minsheng Banking (MSB)	376,490	4,061	347	--	9	15,849	1,649	75,286
2038	FIH Mobile (FIH)	19,963	241	--	--	--	156	2	751
2282	MGM China (MGM)	65,436	2,666	38	--	1	5,571	14	2,030
2318	Ping An (PAI)	762,129	31,492	7,874	882	177	367,074	10,372	483,557
2319	Mengniu Dairy (MEN)	62,372	3,404	93	--	2	5,830	48	3,016
2328	PICC (PIC)	192,771	8,193	645	77	19	24,824	784	30,150
2333	Great Wall Motor (GWM)	96,115	6,139	364	80	19	99,730	441	120,733
2388	BOCHK (BOC)	307,668	7,780	649	--	12	44,576	751	51,631
2600	Chalco (ALC)	71,088	2,678	106	--	4	15,326	51	7,356
2601	CPIC (CPI)	297,281	6,893	435	--	9	14,436	785	26,034
2628	China Life (CLI)	771,808	30,288	9,448	794	256	418,975	7,469	331,221

Note:

¹Data in class overview section can be downloaded in csv format in our publication website:

<http://www.hkex.com.hk/eng/prod/drprod/so/SOMonthlyNewsletter.htm>

*Open Interest as of last trading day of the month

CLASS OVERVIEW¹ – NOVEMBER 2016

STOCK CODE	UNDERLYING STOCK	OPTIONS TRADED						OPTIONS OPEN INTEREST*	
		Market Cap (HK\$m)	Total Turnover (HK\$m)	Total Notional (HK\$m)	Block Trades Notional (HK\$m)	Premium (HK\$m)	Contracts	Notional (HK\$m)	Contracts
2777	Guangzhou R&F (RFP)	31,773	946	15	--	1	3,689	17	4,274
2888	Stan Chart (STC)	199,494	4,849	55	--	2	18,261	53	17,530
2899	Zijin Mining (ZJM)	78,194	3,126	86	--	3	16,465	125	24,059
3323	CNBM (NBM)	21,164	2,578	282	--	8	35,940	93	11,808
3328	BoCom (BCM)	467,364	4,293	167	--	4	27,960	323	54,203
3800	Poly Energy (PLE)	19,331	1,424	17	--	2	3,186	28	5,449
3888	Kingsoft (KSO)	22,701	2,754	215	--	6	12,370	213	12,204
3968	CM Bank (CMB)	518,349	5,619	539	--	13	56,225	905	94,470
3988	Bank of China (XBC)	1,127,228	20,087	1,286	92	24	364,432	1,931	546,992
6030	CITIC Securities Co. Ltd. (CTS)	237,787	4,613	429	123	11	23,606	268	14,753
6837	Haitong Securities (HAI)	203,544	5,233	585	--	14	19,560	673	22,477
ETF									
2800	Tracker Fund (TRF)	82,455	30,798	123	--	2	10,671	141	12,294
2822	CSOP FTSE China A50 ETF (CSA)	21,299	12,449	6,841	2,410	116	113,633	8,768	145,653
2823	iShares A50 ETF (A50)	31,878	11,379	6,315	2,186	139	107,756	6,946	118,525
2827	WISE CSI300 ETF (CS3)	3,597	177	1	--	--	39	1	41
2828	HS H-SHARE ETF (HCF)	48,345	16,271	677	--	5	6,746	796	7,928
3188	CAM CSI300 ETF (AMC)	11,339	4,187	3,006	652	50	36,880	2,632	32,290
	Total:	25,928,948	765,443	145,679	19,111	3,587	7,109,763	134,933	7,246,820

Note:

¹Data in class overview section can be downloaded in csv format in our publication website:

<http://www.hkex.com.hk/eng/prod/drprod/so/SOMonthlyNewsletter.htm>

*Open Interest as of last trading day of the month

DISCLAIMER
Risks of Trading Futures and Options

Futures and options involve a high degree of risk. Losses from futures and options trading can exceed your initial margin funds and you may be required to pay additional margin funds on short notice. Failure to do so may result in your position being liquidated and you being liable for any resulting deficit. You must therefore understand the risks of trading in futures and options and should assess whether they are right for you. You are encouraged to consult a broker or financial adviser on your suitability for futures and options trading in light of your financial position and investment objectives before trading.

©Hong Kong Exchanges and Clearing Limited (HKEX)

Nothing herein is to be construed as a recommendation to purchase or sell futures and / or options contracts or to provide investment advice. While efforts are made to ensure the accuracy of information contained in this publication, HKEX and its subsidiaries do not warrant its accuracy, timeliness, completeness or fitness for a particular purpose and do not assume any liability for any errors or omissions or any action taken on the basis of such information.

Hong Kong Exchanges and Clearing Limited

12/F One International Finance Centre, 1 Harbour View Street, Central Hong Kong