

April 2017 Highlights

There were significant increases in open interest of options on several stocks, including Tencent (0700.HK, +107,668 contracts), China Shenhua (1088.HK, +31,906 contracts), ICBC (1398.HK, +41,847 contracts), Great Wall Motor (2333.HK, +63,604 contracts) and Bank of China (3988.HK, +139,121 contracts).

TRADE OVERVIEW			
	Avg. Daily Turnover	% Chg MoM	% Chg YoY
Notional (HK\$m)	6,327	-7.7%	21.3%
Premium (HK\$m)	129	-9.9%	-1.3%
No. of Contracts (in 10,000)	31.9	-5.6%	19.4%

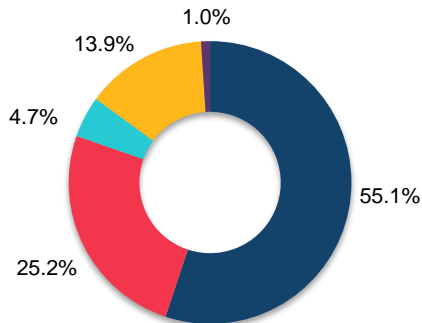
Current number of stock options classes: 87

Number of trading days in April 2017: 17

TOP OPEN INTEREST (Notional HK\$m)				
Option	Calls	Puts	Total	% Chg MoM
Tencent	12,900	8,802	21,702	24%
Bank of China	800	1,709	2,509	23%
CCB	1,973	1,805	3,778	5%
ICBC	1,144	1,454	2,598	9%
HSBC	5,651	5,007	10,659	0%

Note: The data is as of last trading day of April 2017

Trade Distribution

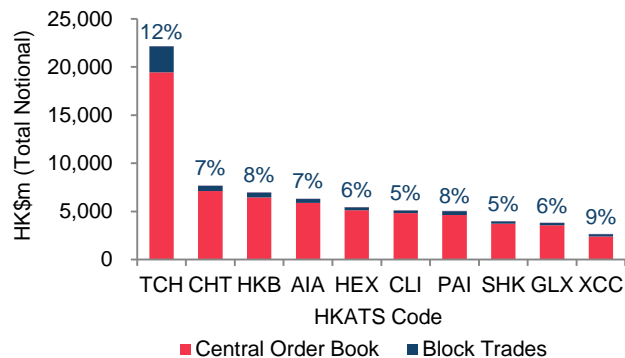


■ Blue Chips ■ H-shares ■ ETF ■ Red Chips ■ Others

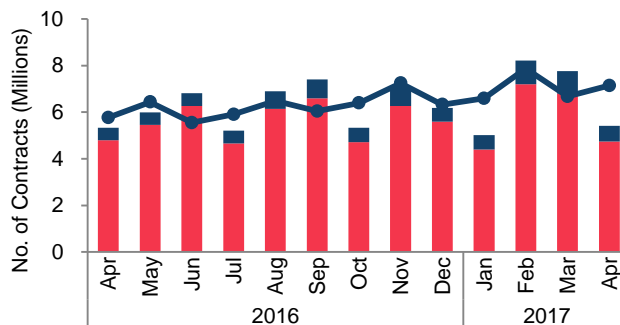
Note: Calculations based on total notional value. Total percentage may not equal to 100% due to rounding of figures.

Top 10 Most Traded Options Contracts

Block Trades as % of Total Notional Value, April 2017



Trade vs Open Interest



■ Block Trades ■ Central Order Book ● Open Interest

Do You Know?

HKEX introduced its revised stock option position limit (SOPL) model on 1 June 2017 and new limits took effect on the same day.

Key features of HKEX's revised SOPL model

- Three-tier framework evolving from the single limit model. Each stock option class will be assigned to one of three tiers comprising limits of 50,000, 100,000 and 150,000 contracts based on the contract equivalent number.
- Regularly scheduled reviews.
- Adjustments for corporate actions to maintain the notional value of the contract.

For details, please refer to the link below:

<http://www.hkex.com.hk/eng/newsconsul/hkexnews/2017/170523news.htm>

CLASS OVERVIEW¹ – APRIL 2017

STOCK CODE	UNDERLYING STOCK	OPTIONS TRADED					OPTIONS OPEN INTEREST*		
		Name(HKATS Code)	Market Cap (HK\$m)	Total Turnover (HK\$m)	Total Notional (HK\$m)	Block Trades Notional (HK\$m)	Premium (HK\$m)	Contracts	Notional (HK\$m)
1	CKH (CKH)	374,773	8,213	2,608	83	32	53,687	2,984	61,430
2	CLP (CLP)	207,295	3,500	374	--	5	9,106	271	6,617
3	HK & China Gas (HKG)	197,623	2,700	61	--	1	3,933	122	7,853
4	Wharf (WHL)	201,558	3,848	483	--	7	7,272	543	8,176
5	HSBC (HKB)	1,288,168	22,670	6,966	524	81	271,063	10,659	414,738
6	Power Assets (HEH)	149,398	6,242	752	--	11	21,490	484	13,827
11	Hang Seng Bank (HSB)	301,498	2,457	404	--	6	25,621	673	42,682
12	Henderson Land (HLD)	179,324	2,521	439	--	9	8,897	380	7,709
16	SHK Properties (SHK)	337,915	7,751	3,954	213	90	33,879	3,111	26,658
17	New World Dev (NWD)	93,880	2,127	68	--	2	7,017	115	11,878
19	Swire Pacific-A (SWA)	67,800	1,868	281	--	5	7,494	394	10,522
23	Bank of East Asia (BEA)	87,695	767	51	--	2	7,882	78	12,115
27	Galaxy (GLX)	185,222	11,018	3,785	217	76	87,422	2,702	62,407
66	MTR Corp (MTR)	264,620	2,362	298	--	4	13,325	276	12,316
135	Kunlun Energy (KLE)	56,749	2,580	260	118	8	18,495	196	13,912
151	Want Want China (WWC)	70,079	1,248	23	--	--	4,050	30	5,396
175	Geely Auto (GAH)	93,621	15,607	779	39	25	14,847	351	6,695
267	Citic Pacific (CIT)	328,138	1,624	84	--	2	7,485	136	12,101
293	Cathay Pacific (CPA)	44,059	1,198	21	--	1	1,832	50	4,486
330	Esprit (ESP)	11,743	302	1	--	--	2,026	1	1,894
358	Jiangxi Copper (JXC)	16,844	2,052	291	--	7	23,959	273	22,503
386	Sinopec (CPC)	160,735	8,128	497	44	13	39,444	1,417	112,484
388	HKEx (HEX)	234,580	9,236	5,435	326	76	283,679	6,906	360,452
390	China Railway (CRG)	27,769	2,600	95	3	3	14,448	91	13,809
489	Dongfeng Motor Group Co. Ltd. (DFM)	23,360	2,034	101	--	2	6,149	124	7,557
494	Li & Fung (LIF)	27,434	2,832	93	--	3	14,294	140	21,415
688	China Overseas (COL)	247,610	7,759	2,252	221	52	49,812	2,466	54,552
700	Tencent (TCH)	2,306,783	62,687	22,140	2,683	454	909,608	21,702	891,626
728	China Telecom (CTC)	52,734	3,712	198	--	4	26,023	607	79,908
762	China Unicom (CHU)	240,429	7,998	1,117	210	35	55,632	1,758	87,544
823	Link REIT (LNK)	123,817	4,612	165	--	7	2,941	96	1,709
857	PetroChina (PEC)	115,622	9,011	1,087	132	29	99,166	1,660	151,421
883	CNOOC (CNC)	404,952	10,801	1,409	109	34	155,374	2,483	273,718
902	Huaneng Power (HNP)	25,241	3,235	156	--	3	14,556	187	17,440
914	Anhui Conch (ACC)	35,414	6,293	650	27	18	47,714	571	41,889
939	CCB (XCC)	1,519,437	23,241	2,633	242	48	416,649	3,778	597,848

Note:

¹Data in class overview section can be downloaded in csv format in our publication website:

<http://www.hkex.com.hk/eng/prod/drprod/so/SOMonthlyNewsletter.htm>

*Options Open Interest as of last trading day of the month

CLASS OVERVIEW¹ – APRIL 2017

STOCK CODE	UNDERLYING STOCK Name(HKATS Code)	Market Cap (HK\$m)	OPTIONS TRADED				OPTIONS OPEN INTEREST*			
			Total Turnover (HK\$m)	Total Notional (HK\$m)	Block Trades Notional (HK\$m)	Premium (HK\$m)	Contracts	Notional (HK\$m)	Contracts	
941	China Mobile (CHT)	1,698,441	20,786	7,662	560	121	184,743	8,542	205,957	
992	Lenovo Group (LEN)	55,321	6,869	1,109	279	30	111,344	1,542	154,776	
998	Citic Bank (CTB)	73,369	4,765	117	49	5	23,812	530	107,561	
1044	Hengan International (HGN)	70,124	2,937	288	--	7	9,882	134	4,607	
1088	China Shenhua (CSE)	61,650	5,897	1,344	382	56	148,192	1,528	168,425	
1109	China Resources Land (CRL)	149,708	4,863	647	186	25	14,976	834	19,299	
1113	Cheung Kong Property (CKP)	209,531	6,204	712	--	14	12,761	861	15,426	
1171	Yanzhou Coal (YZC)	13,137	2,303	202	--	7	14,988	91	6,730	
1186	China Rail Cons (CRC)	22,590	1,904	67	16	3	12,263	155	28,491	
1211	BYD (BYD)	41,953	3,667	312	60	7	13,617	399	17,422	
1288	ABC (XAB)	110,352	7,961	766	180	22	21,348	1,340	37,328	
1299	AIA (AIA)	649,550	21,116	6,299	415	118	116,967	5,718	106,185	
1336	NCI (NCL)	39,761	2,433	221	--	4	5,745	162	4,208	
1339	Peoples Insurance Company (PIN)	28,011	1,412	34	--	1	2,149	53	3,328	
1359	Cinda (CDA)	40,160	2,297	42	--	1	2,821	115	7,781	
1398	ICBC (XIC)	440,914	19,235	1,453	430	43	285,948	2,598	511,386	
1800	China Com Cons (CCC)	47,374	4,084	297	--	8	27,787	312	29,129	
1816	CGN Power (CGN)	26,235	1,530	45	--	1	1,917	48	2,023	
1880	Belle (BIH)	44,448	598	14	--	--	2,631	65	12,309	
1898	China Coal (CCE)	15,523	828	36	--	1	9,535	35	9,351	
1919	China Cosco (CCS)	8,774	920	11	--	--	6,325	16	9,263	
1928	Sands China (SAN)	284,963	9,932	1,627	85	41	115,246	1,813	128,377	
1988	Minsheng Banking (MSB)	53,111	3,544	259	38	8	13,510	1,286	67,141	
2018	AAC Tech (AAC)	140,238	8,212	1,454	640	59	12,732	1,016	8,898	
2038	FIH Mobile (FIH)	21,321	524	1	--	--	545	2	681	
2282	MGM China (MGM)	67,336	2,160	53	--	1	7,478	38	5,367	
2318	Ping An (PAI)	326,204	18,934	5,020	385	81	229,234	7,717	352,388	
2319	Mengniu Dairy (MEN)	59,111	2,627	63	--	2	4,170	30	1,989	
2328	PICC (PIC)	57,586	8,386	1,248	164	28	49,824	1,160	46,340	
2333	Great Wall Motor (GWM)	26,160	10,809	1,003	207	34	237,720	877	207,892	
2388	BOCHK (BOC)	338,329	6,034	361	--	6	22,573	656	40,999	
2600	Chalco (ALC)	15,105	2,053	88	35	3	11,469	73	9,508	
2601	CPIC (CPI)	79,790	4,524	517	--	11	17,979	797	27,709	
2628	China Life (CLI)	175,984	13,159	5,078	241	101	214,701	5,018	212,186	

Note:

¹Data in class overview section can be downloaded in csv format in our publication website:

<http://www.hkex.com.hk/eng/prod/drprod/so/SOMonthlyNewsletter.htm>

*Options Open Interest as of last trading day of the month

CLASS OVERVIEW¹ – APRIL 2017

STOCK CODE	UNDERLYING STOCK	OPTIONS TRADED					OPTIONS OPEN INTEREST*		
		Market Cap (HK\$m)	Total Turnover (HK\$m)	Total Notional (HK\$m)	Block Trades Notional (HK\$m)	Premium (HK\$m)	Contracts	Notional (HK\$m)	Contracts
2777	Guangzhou R&F (RFP)	13,300	2,013	32	--	1	6,145	23	4,382
2888	Stan Chart (STC)	239,826	2,736	90	--	2	24,752	94	25,833
2899	Zijin Mining (ZJM)	15,777	1,586	48	20	3	8,694	116	21,173
3323	CNBM (NBM)	14,914	2,724	368	21	9	35,492	178	17,144
3328	BoCom (BCM)	209,721	2,486	77	--	2	12,830	248	41,376
3800	Poly Energy (PLE)	17,472	1,162	25	--	1	5,398	42	8,870
3888	Kingsoft (KSO)	29,023	4,098	619	44	13	27,897	450	20,280
3968	CM Bank (CMB)	92,736	5,516	721	10	20	71,364	836	82,802
3988	Bank of China (XBC)	315,256	22,153	1,442	392	47	382,547	2,509	665,623
6030	CITIC Securities Co. Ltd. (CTS)	37,182	2,207	248	53	8	15,226	263	16,128
6837	Haitong Securities (HAI)	43,779	2,236	343	64	11	13,361	429	16,706
ETF									
2800	Tracker Fund (TRF)	85,609	50,314	56	--	1	4,484	132	10,651
2822	CSOP FTSE China A50 ETF (CSA)	19,191	5,995	1,752	289	33	30,361	3,175	55,034
2823	iShares A50 ETF (A50)	26,873	3,661	1,443	413	17	25,865	4,438	79,538
2827	WISE CSI300 ETF (CS3)	3,251	58	1	--	--	20	--	14
2828	HS H-SHARE ETF (HCF)	42,584	22,669	325	--	2	3,155	392	3,800
3188	CAM CSI300 ETF (AMC)	9,760	3,478	1,506	40	16	18,988	2,104	26,536
	Total:	16,812,337	615,433	107,557	10,889	2,190	5,419,782	128,805	7,145,637

Note:

¹Data in class overview section can be downloaded in csv format in our publication website:

<http://www.hkex.com.hk/eng/prod/drprod/so/SOMonthlyNewsletter.htm>

*Options Open Interest as of last trading day of the month

DISCLAIMER

The information contained in this document is for general informational purposes only and does not constitute an offer, solicitation or recommendation to buy or sell any securities or other products or to provide any investment advice or service of any kind. This document is not directed at, and is not intended for distribution to or use by, any person or entity in any jurisdiction or country where such distribution or use would be contrary to law or regulation or which would subject Hong Kong Exchanges and Clearing Limited ("HKEX"), The Stock Exchange of Hong Kong Limited ("SEHK") (together, the "Entities", each an "Entity"), or any of their affiliates, or any of the companies that they operate, to any registration requirement within such jurisdiction or country.

No section or clause in this document may be regarded as creating any obligation on the part of any of the Entities. Rights and obligations with regard to the trading, clearing and settlement of any securities effected on SEHK shall depend solely on the applicable rules of SEHK and the relevant clearing house, as well as the applicable laws, rules and regulations of Hong Kong.

Although the information contained in this document is obtained or compiled from sources believed to be reliable, neither of the Entities guarantees the accuracy, validity, timeliness or completeness of the information or data for any particular purpose, and the Entities and the companies that they operate shall not accept any responsibility for, or be liable for, errors, omissions or other inaccuracies in the information or for the consequences thereof. The information set out in this document is provided on an "as is" and "as available" basis and may be amended or changed. It is not a substitute for professional advice which takes account of your specific circumstances and nothing in this document constitutes legal advice. Neither of the Entities shall be responsible or liable for any loss or damage, directly or indirectly, arising from the use of or reliance upon any information provided in this document.

Hong Kong Exchanges and Clearing Limited
12/F One International Finance Centre, 1 Harbour View Street, Central Hong Kong