

February 2017

## February 2017 Highlights of stock options market

The average daily volume of stock options traded this month increased 55.7% when compared to Jan 2017 (from 263,973 contracts to 411,068 contracts). There were 751,400 contracts traded on 15 Feb 2017. Ahead of results announcement in Feb and Mar, there were increased in trading volume and open interests in options of stocks including HSBC (0005.HK), Hang Seng Bank (0011.HK), Galaxy (0027.HK), HKEX (0388.HK), Tencent (0700.HK), CCB (0939.HK), ICBC (1398.HK) and BOC (3988.HK).

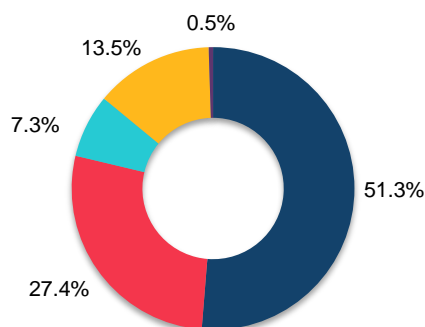
TRADE OVERVIEW			
	Avg. Daily Turnover	% Chg MoM	% Chg YoY
Notional (HK\$m)	7,796	49.5%	68.0%
Premium (HK\$m)	163	42.1%	-4.5%
No. of Contracts (in 10,000)	41.1	55.7%	62.2%

Current number of stock options classes: 84  
Number of trading days in current month: 20

TOP OPEN INTEREST				
Option	Calls	Puts	Total	% Chg MoM
Tencent	13,394	7,102	<b>20,496</b>	12%
Bank of China	1,327	1,276	<b>2,603</b>	55%
CCB	2,194	1,858	<b>4,052</b>	40%
HKEX	8,011	3,198	<b>11,209</b>	15%
ICBC	1,341	1,520	<b>2,861</b>	33%

Note: Open Interest as of last trading day of the month

## Trade Distribution

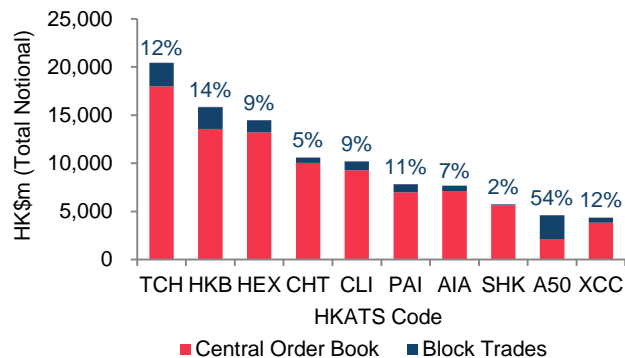


■ Blue Chips ■ H-shares ■ ETF ■ Red Chips ■ Others

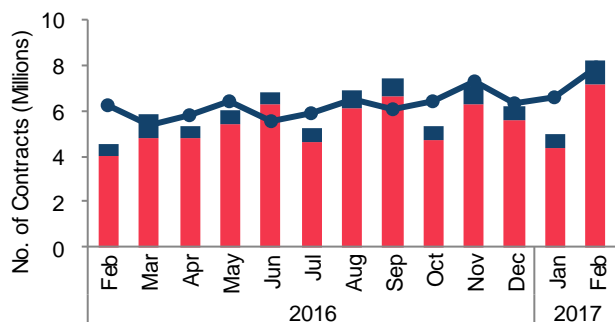
Note: Calculations based on total notional value. Total percentage may not equal to 100% due to rounding of figures.

## Top 10 Most Traded Options Contracts

Block Trades as % of Total Notional Value, February 2017



## Trade vs Open Interest



■ Block Trades ■ Central Order Book ● Open Interest

## Do You Know?

3 new stock option classes will commence trading on 10 Apr 2017:

Underlying Stock (Stock code)	HKATS Code	Contract Size (shares)	No. of board lots
Geely Automobile (0175.HK)	GAH	5,000	1
Link REIT (0823.HK)	LNK	1,000	2
AAC Technologies (2018.HK)	AAC	1,000	2

**CLASS OVERVIEW<sup>1</sup> – FEBRUARY 2017**

STOCK CODE	UNDERLYING STOCK	OPTIONS TRADED					OPTIONS OPEN INTEREST*		
		Market Cap (HK\$m)	Total Turnover (HK\$m)	Total Notional (HK\$m)	Block Trades Notional (HK\$m)	Premium (HK\$m)	Contracts	Notional (HK\$m)	Contracts
	Name(HKATS Code)								
1	CKH (CKH)	369,951	10,747	3,968	447	61	82,758	3,300	68,814
2	CLP (CLP)	199,463	4,040	340	--	5	8,625	251	6,371
3	HK & China Gas (HKG)	189,993	2,621	111	--	2	7,399	135	9,029
4	Wharf (WHL)	186,627	4,358	747	92	14	12,129	900	14,616
5	HSBC (HKB)	1,241,709	42,568	15,828	2,249	312	633,107	11,392	455,663
6	Power Assets (HEH)	148,651	5,624	876	--	17	25,155	425	12,217
11	Hang Seng Bank (HSB)	304,365	5,123	927	116	14	58,232	1,104	69,321
12	Henderson Land (HLD)	164,047	1,786	261	--	7	5,788	246	5,463
16	SHK Properties (SHK)	328,635	8,367	5,735	114	125	50,525	3,074	27,080
17	New World Dev (NWD)	98,395	3,390	238	--	7	23,447	208	20,430
19	Swire Pacific-A (SWA)	72,235	1,700	331	--	9	8,298	484	12,124
23	Bank of East Asia (BEA)	86,758	1,935	133	--	5	20,688	141	21,987
27	Galaxy (GLX)	158,930	13,043	4,258	112	86	114,454	2,508	67,407
66	MTR Corp (MTR)	242,421	2,463	292	--	7	14,247	221	10,756
135	Kunlun Energy (KLE)	54,489	2,341	185	--	4	13,732	132	9,791
151	Want Want China (WWC)	62,571	1,967	35	--	1	7,041	35	6,969
267	Citic Pacific (CIT)	324,066	1,953	122	--	3	10,959	133	11,948
293	Cathay Pacific (CPA)	44,846	1,361	32	--	1	2,782	48	4,214
330	Esprit (ESP)	14,290	634	6	--	--	7,880	3	3,461
358	Jiangxi Copper (JXC)	18,148	4,246	601	52	27	45,966	362	27,663
386	Sinopec (CPC)	153,591	9,745	1,041	187	30	86,453	1,615	134,158
388	HKEx (HEX)	235,927	22,353	14,460	1,264	249	750,401	11,209	581,673
390	China Railway (CRG)	28,568	2,608	148	37	4	21,834	165	24,354
489	Dongfeng Motor Group Co. Ltd. (DFM)	26,301	3,918	158	--	3	8,595	200	10,876
494	Li & Fung (LIF)	29,117	3,082	181	--	6	26,089	136	19,673
688	China Overseas (COL)	261,853	10,092	3,340	81	80	69,883	2,425	50,722
700	Tencent (TCH)	1,961,790	64,608	20,407	2,422	411	985,822	20,496	990,127
728	China Telecom (CTC)	50,653	4,472	350	15	8	47,920	655	89,710
762	China Unicom (CHU)	226,060	8,354	1,783	293	50	94,436	2,480	131,340
857	PetroChina (PEC)	124,694	13,762	1,990	403	54	168,327	2,138	180,883
883	CNOOC (CNC)	409,864	13,169	2,560	630	88	278,891	2,481	270,232
902	Huaneng Power (HNP)	24,865	4,715	350	--	9	33,120	324	30,590
914	Anhui Conch (ACC)	35,154	7,215	763	41	18	56,427	558	41,277
939	CCB (XCC)	1,536,267	48,407	4,336	511	91	678,500	4,052	634,051

Note:

<sup>1</sup>Data in class overview section can be downloaded in csv format in our publication website:

<http://www.hkex.com.hk/eng/prod/drprod/so/SOMonthlyNewsletter.htm>

\*Open Interest as of last trading day of the month

**CLASS OVERVIEW<sup>1</sup> – FEBRUARY 2017**

STOCK CODE	UNDERLYING STOCK Name(HKATS Code)	OPTIONS TRADED					OPTIONS OPEN INTEREST*		
		Market Cap (HK\$m)	Total Turnover (HK\$m)	Total Notional (HK\$m)	Block Trades Notional (HK\$m)	Premium (HK\$m)	Contracts	Notional (HK\$m)	Contracts
941	China Mobile (CHT)	1,752,701	23,774	10,577	524	179	247,124	8,159	190,639
992	Lenovo Group (LEN)	51,766	8,889	1,081	236	29	116,032	904	97,030
998	Citic Bank (CTB)	79,322	12,330	683	171	16	128,063	868	162,853
1044	Hengan International (HGN)	79,884	3,810	229	--	5	6,907	123	3,713
1088	China Shenhua (CSE)	55,193	6,909	556	39	19	68,484	600	73,917
1109	China Resources Land (CRL)	146,936	6,167	896	42	20	21,131	796	18,768
1113	Cheung Kong Property (CKP)	200,650	5,249	791	185	14	14,976	792	15,007
1171	Yanzhou Coal (YZC)	12,181	1,930	202	--	7	16,206	107	8,565
1186	China Rail Cons (CRC)	22,798	2,697	81	23	4	14,735	145	26,438
1211	BYD (BYD)	41,770	5,101	290	23	9	12,726	383	16,783
1288	ABC (XAB)	110,045	13,606	1,427	72	35	39,854	1,608	44,917
1299	AIA (AIA)	591,371	26,466	7,659	525	130	156,138	5,304	108,133
1336	NCI (NCL)	39,555	4,659	288	--	6	7,534	189	4,933
1339	Peoples Insurance Company (PIN)	27,837	2,229	73	--	2	4,564	82	5,126
1359	Cinda (CDA)	41,517	4,088	76	--	2	4,980	91	5,970
1398	ICBC (XIC)	441,782	29,670	2,385	413	42	468,600	2,861	562,050
1800	China Com Cons (CCC)	44,364	5,694	994	30	21	99,165	368	36,716
1816	CGN Power (CGN)	26,346	3,111	140	--	5	5,913	76	3,228
1880	Belle (BIH)	45,123	2,790	81	--	3	15,137	69	12,971
1898	China Coal (CCE)	16,878	1,267	39	--	2	9,512	42	10,308
1919	China Cosco (CCS)	9,548	2,600	20	--	2	10,694	20	10,752
1928	Sands China (SAN)	261,505	15,324	2,313	268	64	178,499	1,670	128,872
1988	Minsheng Banking (MSB)	61,432	3,926	351	78	11	15,855	1,475	66,574
2038	FIH Mobile (FIH)	24,036	788	6	--	--	1,945	2	755
2282	MGM China (MGM)	53,732	2,009	54	--	1	9,463	23	3,990
2318	Ping An (PAI)	308,330	27,420	7,825	853	156	378,002	8,993	434,464
2319	Mengniu Dairy (MEN)	60,053	2,558	83	--	2	5,440	34	2,228
2328	PICC (PIC)	54,550	8,112	943	59	25	39,749	907	38,245
2333	Great Wall Motor (GWM)	29,570	12,113	657	48	24	137,791	606	127,027
2388	BOCHK (BOC)	324,584	6,448	467	--	7	30,419	895	58,310
2600	Chalco (ALC)	15,263	2,977	92	--	4	11,838	71	9,185
2601	CPIC (CPI)	78,957	7,248	874	28	20	30,737	811	28,489
2628	China Life (CLI)	175,984	29,212	10,159	898	263	429,567	7,736	327,112

Note:

<sup>1</sup>Data in class overview section can be downloaded in csv format in our publication website:

<http://www.hkex.com.hk/eng/prod/drprod/so/SOMonthlyNewsletter.htm>

\*Open Interest as of last trading day of the month

**CLASS OVERVIEW<sup>1</sup> – FEBRUARY 2017**

STOCK CODE	UNDERLYING STOCK	OPTIONS TRADED					OPTIONS OPEN INTEREST*		
		Market Cap (HK\$m)	Total Turnover (HK\$m)	Total Notional (HK\$m)	Block Trades Notional (HK\$m)	Premium (HK\$m)	Contracts	Notional (HK\$m)	Contracts
2777	Guangzhou R&F (RFP)	10,884	1,402	22	--	1	5,189	27	6,295
2888	Stan Chart (STC)	230,257	4,010	104	--	3	29,726	76	21,680
2899	Zijin Mining (ZJM)	16,809	2,022	63	--	2	10,704	85	14,442
3323	CNBM (NBM)	16,296	4,922	945	--	28	83,462	205	18,136
3328	BoCom (BCM)	216,723	4,174	245	--	6	39,642	362	58,496
3800	Poly Energy (PLE)	19,703	1,897	33	--	1	6,228	32	5,954
3888	Kingsoft (KSO)	22,325	2,323	312	--	8	18,241	223	13,031
3968	CM Bank (CMB)	94,802	7,511	476	31	10	46,132	732	70,891
3988	Bank of China (XBC)	328,636	31,644	2,177	554	58	554,059	2,603	662,215
6030	CITIC Securities Co. Ltd. (CTS)	37,820	5,220	503	95	12	30,329	242	14,574
6837	Haitong Securities (HAI)	48,484	4,251	453	--	10	15,918	324	11,376
<b>ETF</b>									
2800	Tracker Fund (TRF)	83,309	46,860	59	--	1	4,948	162	13,488
2822	CSOP FTSE China A50 ETF (CSA)	20,837	7,744	3,666	368	71	62,780	6,586	112,777
2823	iShares A50 ETF (A50)	27,839	4,977	4,591	2,456	64	81,401	6,611	117,208
2827	WISE CSI300 ETF (CS3)	3,351	41	--	--	--	5	--	2
2828	HS H-SHARE ETF (HCF)	44,162	24,097	944	104	18	9,105	661	6,375
3188	CAM CSI300 ETF (AMC)	10,969	3,421	2,048	52	24	25,796	2,496	31,442
	<b>Total:</b>	<b>15,934,063</b>	<b>784,454</b>	<b>155,926</b>	<b>17,241</b>	<b>3,252</b>	<b>8,221,355</b>	<b>142,273</b>	<b>7,877,440</b>

Note:

<sup>1</sup>Data in class overview section can be downloaded in csv format in our publication website:

<http://www.hkex.com.hk/eng/prod/drprod/so/SOMonthlyNewsletter.htm>

\*Open Interest as of last trading day of the month

**DISCLAIMER**

The information contained in this document is for general informational purposes only and does not constitute an offer, solicitation or recommendation to buy or sell any securities or other products or to provide any investment advice or service of any kind. This document is not directed at, and is not intended for distribution to or use by, any person or entity in any jurisdiction or country where such distribution or use would be contrary to law or regulation or which would subject Hong Kong Exchanges and Clearing Limited ("HKEX"), The Stock Exchange of Hong Kong Limited ("SEHK") (together, the "Entities", each an "Entity"), or any of their affiliates, or any of the companies that they operate, to any registration requirement within such jurisdiction or country.

No section or clause in this document may be regarded as creating any obligation on the part of any of the Entities. Rights and obligations with regard to the trading, clearing and settlement of any securities effected on SEHK shall depend solely on the applicable rules of SEHK and the relevant clearing house, as well as the applicable laws, rules and regulations of Hong Kong.

Although the information contained in this document is obtained or compiled from sources believed to be reliable, neither of the Entities guarantees the accuracy, validity, timeliness or completeness of the information or data for any particular purpose, and the Entities and the companies that they operate shall not accept any responsibility for, or be liable for, errors, omissions or other inaccuracies in the information or for the consequences thereof. The information set out in this document is provided on an "as is" and "as available" basis and may be amended or changed. It is not a substitute for professional advice which takes account of your specific circumstances and nothing in this document constitutes legal advice. Neither of the Entities shall be responsible or liable for any loss or damage, directly or indirectly, arising from the use of or reliance upon any information provided in this document.

Hong Kong Exchanges and Clearing Limited  
12/F One International Finance Centre, 1 Harbour View Street, Central Hong Kong