

JUNE 2016 HIGHLIGHTS

Brexit was the major macro event in this month. Volatility surged significantly during the period. The month low of HSI Volatility Index (VHSI) was 19.50. VHSI surged to 34.55 on the day of Brexit vote. HSBC (0005.HK), which is expected to be highly affected by Brexit, saw 113% (390,733 contracts) increased options contract traded last month. Chinese financial sector, including CCB (0939.HK), ICBC (1398.HK), Minsheng Bank (1988.HK) and Ping An (2318.HK) also saw increased contract volume on their options.

TRADE OVERVIEW

	Traded (Avg. Daily)	% Chg Mom	% Chg YoY
Notional (HK\$m)	6081	+13.2%	-51.8%
Premium (HK\$m)	155	+13.9%	-61.6%
Contracts	324,438	+13.6%	-21.8%

Current number of stock options classes: 85

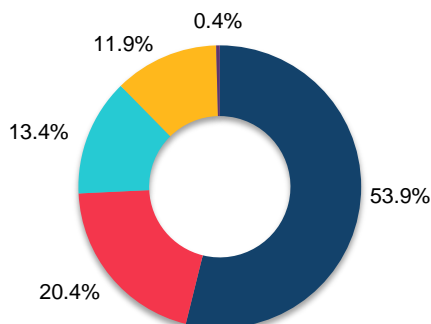
Number of trading days in current month: 21

TOP OPEN INTEREST

Option	Calls	Puts	Total	% Chg MoM
Tencent	5,208	4,343	9,551	-9%
ICBC	727	1,414	2,141	+3%
Ping An	3,665	3,993	7,658	-10%
Bank of China	501	790	1,291	-41%
HSBC	4,040	3,840	7,879	+0%

Note: Notional value in HK\$m, as of last trading day in June

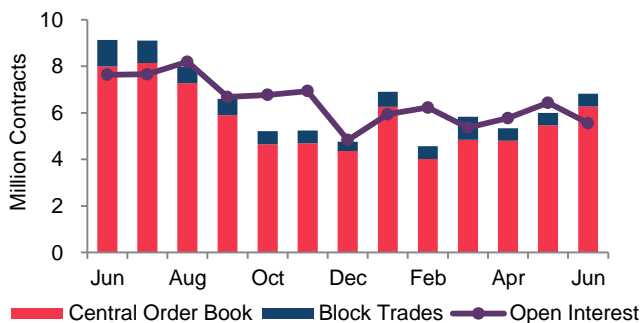
Trade Distribution



■ Blue Chips ■ H-shares ■ ETF ■ Red Chips ■ Others

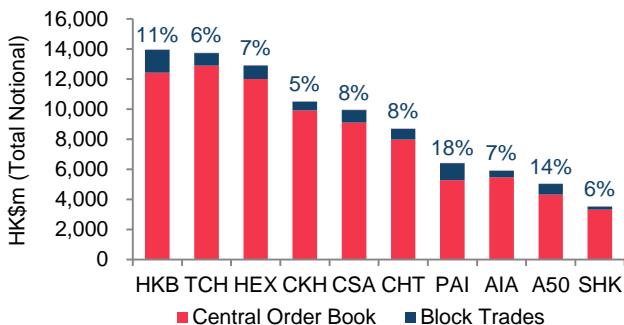
Note: On month total notional

Trade vs Open Interest



■ Central Order Book ■ Block Trades — Open Interest

Most Traded Options



■ Central Order Book ■ Block Trades

Do you Know?

The contract size of the A-Shares ETF options trading at HKEX are more than one board lot of the underlying shares:

Stock Code	ETF Name	Options HKATS Code	Contract Size (Shares)	No. of Board Lots
2822	CSOP FTSE China A50	CSA	5,000	25
2823	iShares FTSE A50	A50	5,000	50
2827	W.I.S.E. - CSI 300	CS3	1,000	5
3188	ChinaAMC CSI 300	AMC	2,000	10

CLASS OVERVIEW¹ – JUNE 2016

STOCK CODE	UNDERLYING STOCK	OPTIONS TRADED					OPTIONS OPEN INTEREST*		
		Market Cap (HK\$m)	Total Turnover (HK\$m)	Total Notional (HK\$m)	Block Trades Notional (HK\$m)	Premium (HK\$m)	Contracts	Notional (HK\$m)	Contracts
1	CKH (CKH)	326,336	21,428	10,485	575	106	124,014	4,637	54,842
2	CLP (CLP)	199,590	6,926	625	--	9	15,827	304	7,690
3	HK & China Gas (HKG)	179,819	4,098	161	--	3	11,387	82	5,814
4	Wharf (WHL)	142,307	5,526	993	--	27	21,156	557	11,856
5	HSBC (HKB)	938,130	46,963	13,942	1,519	405	736,097	7,879	416,018
6	Power Assets (HEH)	151,639	10,054	1,633	43	26	45,972	475	13,359
11	Hang Seng Bank (HSB)	252,937	5,611	993	--	15	75,022	784	59,283
12	Henderson Land (HLD)	158,409	2,774	386	--	7	8,874	275	6,319
16	SHK Properties (SHK)	269,384	10,818	3,521	203	102	37,841	2,577	27,692
17	New World Dev (NWD)	73,697	1,724	60	39	2	7,688	58	7,415
19	Swire Pacific-A (SWA)	125,183	2,513	478	--	7	10,923	401	9,165
23	Bank of East Asia (BEA)	79,958	1,978	118	--	3	19,797	58	9,720
27	Galaxy (GLX)	98,104	5,809	1,598	23	47	69,493	919	39,940
66	MTR Corp (MTR)	230,508	2,794	250	--	4	12,748	113	5,748
135	Kunlun Energy (KLE)	51,583	1,114	88	--	9	6,898	92	7,175
151	Want Want China (WWC)	70,026	1,589	17	--	1	3,007	21	3,740
267	Citic Pacific (CIT)	328,138	3,663	124	26	5	10,955	204	18,043
293	Cathay Pacific (CPA)	44,531	1,052	25	--	1	2,209	23	2,023
330	Esprit (ESP)	11,198	295	--	--	--	854	1	2,410
358	Jiangxi Copper (JXC)	44,592	873	85	--	5	9,857	73	8,478
386	Sinopec (CPC)	668,781	10,342	891	325	31	79,581	1,380	123,212
388	HKEEx (HEX)	228,384	23,777	12,893	901	322	687,270	7,119	379,502
390	China Railway (CRG)	175,698	1,635	29	--	1	5,096	21	3,675
489	Dongfeng Motor Group Co. Ltd. (DFM)	69,618	2,695	38	--	1	2,371	31	1,928
494	Li & Fung (LIF)	31,474	1,625	62	24	4	8,328	57	7,595
688	China Overseas (COL)	241,584	7,607	2,629	--	58	53,646	2,066	42,173
700	Tencent (TCH)	1,656,695	64,760	13,731	844	313	779,722	9,551	542,376
728	China Telecom (CTC)	280,026	4,093	208	14	9	30,104	222	32,041
762	China Unicom (CHU)	192,056	5,016	508	--	17	31,691	728	45,400
857	PetroChina (PEC)	1,476,649	8,779	879	363	30	83,094	1,421	134,279
883	CNOOC (CNC)	429,509	12,168	1,840	253	51	191,274	2,041	212,202
902	Huaneng Power (HNP)	114,535	4,714	160	--	7	16,773	122	12,806
914	Anhui Conch (ACC)	92,008	3,272	210	42	8	22,573	291	31,295
939	CCB (XCC)	1,284,071	37,910	3,217	3	100	628,294	1,994	389,436

Note:

¹Data in class overview section can be downloaded in csv format in our publication website:

<http://www.hkex.com.hk/eng/prod/drprod/so/SOMonthlyNewsletter.htm>

*Open Interest as of last trading day of the month

CLASS OVERVIEW¹ – JUNE 2016

STOCK CODE	UNDERLYING STOCK Name (HKATS Code)	OPTIONS TRADED					OPTIONS OPEN INTEREST*		
		Market Cap (HK\$m)	Total Turnover (HK\$m)	Total Notional (HK\$m)	Block Trades Notional (HK\$m)	Premium (HK\$m)	Contracts	Notional (HK\$m)	Contracts
941	China Mobile (CHT)	1,815,152	29,967	8,683	700	149	195,896	4,387	98,982
992	Lenovo Group (LEN)	51,877	9,835	530	84	27	56,781	658	70,448
998	Citic Bank (CTB)	281,028	3,701	99	48	3	20,942	206	43,727
1044	Hengan International (HGN)	78,482	3,680	166	--	4	5,145	102	3,140
1088	China Shenhua (CSE)	319,010	6,054	496	--	16	69,566	370	51,959
1109	China Resources Land (CRL)	125,450	4,506	353	36	8	9,746	516	14,245
1113	Cheung Kong Property (CKP)	186,122	5,630	190	--	5	3,916	174	3,597
1171	Yanzhou Coal (YZC)	47,570	1,116	113	--	7	11,325	90	9,027
1186	China Rail Cons (CRC)	153,669	1,597	26	--	1	5,394	29	6,054
1211	BYD (BYD)	153,548	4,115	135	--	6	5,831	212	9,131
1288	ABC (XAB)	1,184,173	7,966	1,210	--	41	42,750	1,136	40,158
1299	AIA (AIA)	558,492	20,239	5,888	417	96	127,032	4,077	87,953
1336	NCI (NCL)	126,727	1,911	29	--	20	10,616	19	6,852
1339	Peoples Insurance Company (PIN)	125,999	1,505	57	22	4	3,819	67	4,493
1359	Cinda (CDA)	94,630	1,653	27	--	1	2,096	47	3,624
1398	ICBC (XIC)	1,768,143	30,677	2,613	73	85	609,044	2,141	499,065
1800	China Com Cons (CCC)	180,981	3,369	325	95	13	39,159	386	46,500
1816	CGN Power (CGN)	97,715	1,974	40	--	2	1,868	30	1,414
1880	Belle (BIH)	38,291	1,438	55	--	3	12,082	44	9,670
1898	China Coal (CCE)	71,614	1,137	44	--	4	10,866	52	12,820
1919	China Cosco (CCS)	52,273	332	2	--	--	1,823	5	3,844
1928	Sands China (SAN)	209,415	7,729	706	53	19	67,969	619	59,640
1988	Minsheng Banking (MSB)	359,568	5,312	1,164	--	55	62,265	1,247	66,681
2038	FIH Mobile (FIH)	19,655	370	--	--	--	129	1	359
2282	MGM China (MGM)	38,228	588	4	--	--	1,037	1	323
2318	Ping An (PAI)	659,029	19,018	6,412	1,137	154	375,511	7,658	448,479
2319	Mengniu Dairy (MEN)	52,832	2,661	45	--	1	3,349	35	2,582
2328	PICC (PIC)	179,722	6,300	364	--	10	15,028	341	14,068
2333	Great Wall Motor (GWM)	79,218	3,392	118	19	5	36,915	115	35,874
2388	BOCHK (BOC)	245,289	5,746	446	--	17	38,454	442	38,108
2600	Chalco (ALC)	57,761	463	19	--	1	3,912	22	4,613
2601	CPIC (CPI)	270,647	4,757	741	13	20	28,409	820	31,407
2628	China Life (CLI)	629,188	13,829	3,256	568	184	195,886	3,999	240,636

Note:

¹Data in class overview section can be downloaded in csv format in our publication website:

<http://www.hkex.com.hk/eng/prod/drprod/so/SOMonthlyNewsletter.htm>

*Open Interest as of last trading day of the month

CLASS OVERVIEW¹ – JUNE 2016

STOCK CODE	UNDERLYING STOCK	OPTIONS TRADED					OPTIONS OPEN INTEREST*		
		Market Cap (HK\$m)	Total Turnover (HK\$m)	Total Notional (HK\$m)	Block Trades Notional (HK\$m)	Premium (HK\$m)	Contracts	Notional (HK\$m)	Contracts
2777	Guangzhou R&F (RFP)	31,483	1,285	5	--	--	1,290	5	1,301
2888	Stan Chart (STC)	188,424	7,779	130	--	5	45,279	61	21,157
2899	Zijin Mining (ZJM)	77,042	2,476	50	--	2	9,589	37	7,100
3323	CNBM (NBM)	18,249	1,104	70	--	4	10,403	72	10,654
3328	BoCom (BCM)	428,874	4,137	135	--	4	27,607	193	39,470
3800	Poly Energy (PLE)	18,773	1,029	9	--	1	1,813	13	2,502
3888	Kingsoft (KSO)	19,461	2,433	207	--	6	13,838	168	11,260
3968	CM Bank (CMB)	500,541	8,715	1,025	--	27	118,183	1,058	122,023
3988	Bank of China (XBC)	1,047,261	22,112	919	74	40	297,368	1,291	417,944
6030	CITIC Securities Co. Ltd. (CTS)	224,919	3,863	55	--	3	6,517	66	7,748
6837	Haitong Securities (HAI)	189,955	3,583	746	146	25	28,612	650	24,915
2800	Tracker Fund (TRF)	75,195	19,638	114	--	3	10,716	209	19,548
2822	CSOP FTSE China A50 ETF (CSA)	25,378	14,587	9,929	830	208	183,538	5,248	97,002
2823	iShares A50 ETF (A50)	28,230	7,782	5,017	687	173	101,878	5,156	104,696
2827	WISE CSI300 ETF (CS3)	3,605	81	4	--	--	148	4	147
2828	HS H-SHARE ETF (HCF)	48,284	14,767	96	--	7	5,404	54	3,069
3188	CAM CSI300 ETF (AMC)	11,930	5,017	1,954	150	45	26,019	1,219	16,226
	Total:	23,966,259	658,950	127,698	10,349	3,250	6,813,199	92,129	5,550,885

Note:

¹Data in class overview section can be downloaded in csv format in our publication website:

<http://www.hkex.com.hk/eng/prod/drprod/so/SOMonthlyNewsletter.htm>

*Open Interest as of last trading day of the month

DISCLAIMER
Risks of Trading Futures and Options

Futures and options involve a high degree of risk. Losses from futures and options trading can exceed your initial margin funds and you may be required to pay additional margin funds on short notice. Failure to do so may result in your position being liquidated and you being liable for any resulting deficit. You must therefore understand the risks of trading in futures and options and should assess whether they are right for you. You are encouraged to consult a broker or financial adviser on your suitability for futures and options trading in light of your financial position and investment objectives before trading.

©Hong Kong Exchanges and Clearing Limited (HKEX)

Nothing herein is to be construed as a recommendation to purchase or sell futures and / or options contracts or to provide investment advice. While efforts are made to ensure the accuracy of information contained in this publication, HKEX and its subsidiaries do not warrant its accuracy, timeliness, completeness or fitness for a particular purpose and do not assume any liability for any errors or omissions or any action taken on the basis of such information.

Hong Kong Exchanges and Clearing Limited

12/F One International Finance Centre, 1 Harbour View Street, Central Hong Kong