

September 2016

September 2016 HIGHLIGHTS

Average daily volume (ADV) of stock options increased 17.6% to 352,704 contracts in September. It is also the highest monthly ADV in 2016. Increased trading volume on options of HKEX (0388.HK), ICBC (1398.HK) and BOC (3988.HK) were observed.

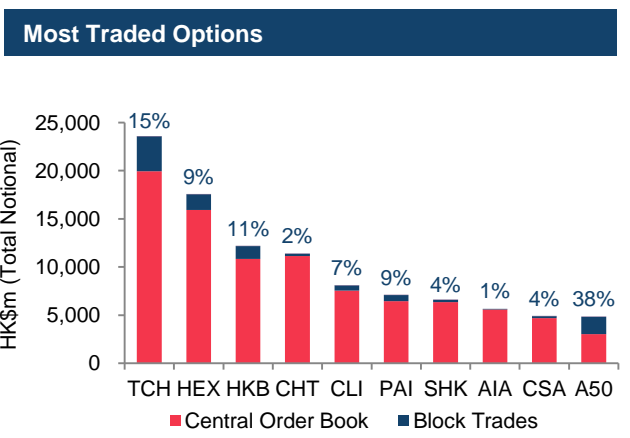
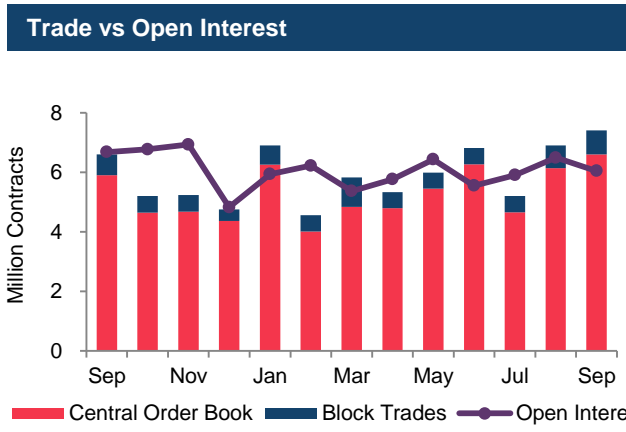
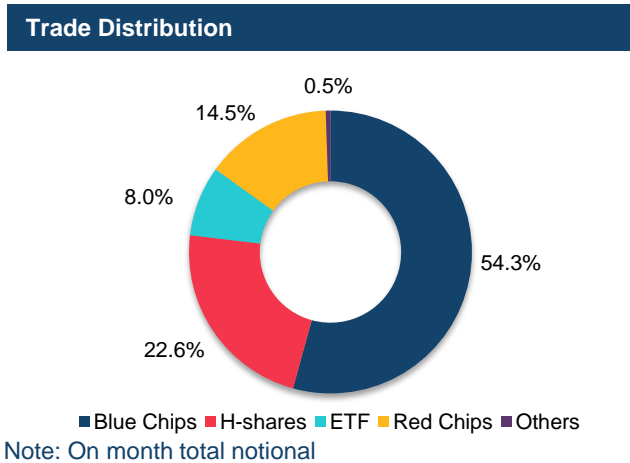
In order to increase liquidity of stock options market, new market making obligations will be effective on 1 November 2016. The number of option series assigned to marker makers providing continuous quotes will be increased from 24 to 50.

TRADE OVERVIEW			
	Traded (Avg. Daily)	% Chg Mom	% Chg YoY
Notional (HK\$m)	7,082	+16.3%	+9.0%
Premium (HK\$m)	173	+29.7%	-40.2%
Contracts	352,704	+17.6%	+6.8%

Current number of stock options classes: 85
Number of trading days in current month: 21

TOP OPEN INTEREST (Notional HK\$m)				
Option	Calls	Puts	Total	% Chg MoM
Tencent	8,841	7,614	16,456	+5%
HKEX	6,203	3,455	9,658	+15%
CCB	1,329	1,311	2,640	-3%
ICBC	977	1,180	2,157	-18%
Bank of China	799	763	1,563	-10%

Note: Notional value in HK\$m, as of last trading day in September



Do you Know?

More details of the enhancement of stock options market making obligations can be found in the circular at below link:

http://www.hkex.com.hk/eng/market/partcir/sehk/2016/Documents/MKD_EQD_08_16_e.pdf

CLASS OVERVIEW¹ – SEPTEMBER 2016

STOCK CODE	UNDERLYING STOCK	OPTIONS TRADED						OPTIONS OPEN INTEREST*	
		Name (HKATS Code)	Market Cap (HK\$m)	Total Turnover (HK\$m)	Total Notional (HK\$m)	Block Trades Notional (HK\$m)	Premium (HK\$m)	Contracts	Notional (HK\$m)
1	CKH (CKH)	380,564	11,108	4,140	272	65	83,982	2,215	44,924
2	CLP (CLP)	202,495	4,480	587	--	11	14,646	307	7,658
3	HK & China Gas (HKG)	186,177	2,965	104	--	1	7,107	114	7,760
4	Wharf (WHL)	171,147	6,903	587	--	12	10,394	530	9,380
5	HSBC (HKB)	1,140,097	46,997	12,158	1,322	248	531,854	8,652	378,487
6	Power Assets (HEH)	161,350	3,237	423	--	9	11,180	236	6,255
11	Hang Seng Bank (HSB)	264,790	3,821	586	267	5	42,325	751	54,221
12	Henderson Land (HLD)	167,321	3,359	497	--	10	10,808	213	4,637
16	SHK Properties (SHK)	339,023	13,543	6,601	234	167	56,371	3,059	26,127
17	New World Dev (NWD)	94,673	4,381	196	--	8	19,418	85	8,460
19	Swire Pacific-A (SWA)	120,798	2,917	336	--	5	8,054	429	10,280
23	Bank of East Asia (BEA)	84,397	1,415	118	--	3	18,764	81	12,809
27	Galaxy (GLX)	124,651	14,314	4,010	88	114	137,331	1,776	60,819
66	MTR Corp (MTR)	251,945	2,947	202	--	3	9,467	142	6,654
135	Kunlun Energy (KLE)	47,950	1,474	21	--	1	1,768	50	4,207
151	Want Want China (WWC)	60,915	2,235	21	--	1	4,417	22	4,596
267	Citic Pacific (CIT)	321,738	3,329	200	53	6	18,097	183	16,521
293	Cathay Pacific (CPA)	42,486	1,392	52	--	2	4,839	59	5,507
330	Esprit (ESP)	12,229	292	2	--	--	3,953	2	3,132
358	Jiangxi Copper (JXC)	45,949	1,036	166	--	5	18,763	116	13,131
386	Sinopec (CPC)	684,448	9,469	705	107	18	62,354	988	87,429
388	HKEx (HEX)	249,517	32,197	17,565	1,640	403	861,851	9,658	473,899
390	China Railway (CRG)	176,638	2,508	56	--	3	9,925	38	6,843
489	Dongfeng Motor Group Co. Ltd. (DFM)	66,775	3,965	129	--	5	8,299	81	5,241
494	Li & Fung (LIF)	33,409	1,311	51	--	3	6,397	53	6,703
688	China Overseas (COL)	288,148	14,614	4,677	331	106	88,919	2,828	53,764
700	Tencent (TCH)	2,016,351	70,765	23,583	3,622	703	1,107,187	16,456	772,560
728	China Telecom (CTC)	316,446	4,280	206	59	8	26,364	401	51,266
762	China Unicom (CHU)	222,947	9,117	1,031	47	25	55,347	1,034	55,513
857	PetroChina (PEC)	1,467,503	10,333	1,185	93	29	116,442	1,074	105,463
883	CNOOC (CNC)	429,509	10,401	2,180	253	58	226,632	1,958	203,495
902	Huaneng Power (HNP)	108,796	3,738	199	--	8	20,519	167	17,166
914	Anhui Conch (ACC)	106,024	5,150	274	19	11	25,829	299	28,165
939	CCB (XCC)	1,440,215	40,157	2,541	161	54	441,919	2,640	459,124

Note:

¹Data in class overview section can be downloaded in csv format in our publication website:

<http://www.hkex.com.hk/eng/prod/drprod/so/SOMonthlyNewsletter.htm>

*Open Interest as of last trading day of the month

CLASS OVERVIEW¹ – SEPTEMBER 2016

STOCK CODE	UNDERLYING STOCK Name (HKATS Code)	OPTIONS TRADED						OPTIONS OPEN INTEREST*	
		Market Cap (HK\$m)	Total Turnover (HK\$m)	Total Notional (HK\$m)	Block Trades Notional (HK\$m)	Premium (HK\$m)	Contracts	Notional (HK\$m)	Contracts
941	China Mobile (CHT)	1,921,624	27,682	11,382	258	198	242,556	6,524	139,031
992	Lenovo Group (LEN)	57,098	6,004	616	72	20	59,909	823	80,067
998	Citic Bank (CTB)	313,553	5,264	313	115	7	60,754	382	74,119
1044	Hengan International (HGN)	77,998	3,677	297	--	5	9,252	194	6,040
1088	China Shenhua (CSE)	343,146	6,624	752	11	20	99,210	395	52,159
1109	China Resources Land (CRL)	149,708	7,611	732	130	25	16,947	709	16,414
1113	Cheung Kong Property (CKP)	217,655	7,275	534	--	12	9,429	389	6,867
1171	Yanzhou Coal (YZC)	53,097	1,716	280	--	8	26,781	146	14,004
1186	China Rail Cons (CRC)	138,852	2,541	89	--	4	20,261	75	17,034
1211	BYD (BYD)	163,836	5,340	369	76	11	14,500	599	23,524
1288	ABC (XAB)	1,172,842	12,379	1,261	63	27	37,990	1,446	43,541
1299	AIA (AIA)	621,409	19,264	5,655	52	73	109,695	4,543	88,121
1336	NCI (NCL)	135,402	4,351	131	--	4	3,835	232	6,777
1339	Peoples Insurance Company (PIN)	134,060	1,831	69	16	2	4,391	59	3,730
1359	Cinda (CDA)	99,343	4,919	100	--	3	7,313	82	5,962
1398	ICBC (XIC)	1,810,500	36,263	1,968	230	38	405,690	2,157	444,672
1800	China Com Cons (CCC)	186,965	5,159	299	37	10	36,711	433	53,125
1816	CGN Power (CGN)	104,078	2,413	57	--	2	2,496	36	1,567
1880	Belle (BIH)	44,870	1,768	30	--	1	5,666	36	6,837
1898	China Coal (CCE)	77,365	1,079	31	--	1	7,360	60	14,303
1919	China Cosco (CCS)	51,763	717	7	--	1	5,012	5	3,737
1928	Sands China (SAN)	271,562	17,046	2,690	329	69	199,816	1,330	98,833
1988	Minsheng Banking (MSB)	380,351	4,526	2,186	1,788	99	97,803	1,645	73,611
2038	FIH Mobile (FIH)	20,208	262	1	--	--	486	1	553
2282	MGM China (MGM)	51,148	1,979	19	--	1	3,514	6	1,049
2318	Ping An (PAI)	729,903	36,607	7,086	629	177	352,529	8,170	406,472
2319	Mengniu Dairy (MEN)	56,480	4,341	58	--	1	4,002	33	2,293
2328	PICC (PIC)	190,398	10,168	656	51	20	25,564	655	25,519
2333	Great Wall Motor (GWM)	98,367	5,893	384	--	13	101,838	284	75,237
2388	BOCHK (BOC)	277,007	10,620	714	33	13	54,487	611	46,633
2600	Chalco (ALC)	58,770	599	16	--	1	2,783	31	5,483
2601	CPIC (CPI)	289,789	5,704	495	--	13	17,261	733	25,573
2628	China Life (CLI)	667,506	27,817	8,076	527	237	403,809	5,294	264,690

Note:

¹Data in class overview section can be downloaded in csv format in our publication website:

<http://www.hkex.com.hk/eng/prod/drprod/so/SOMonthlyNewsletter.htm>

*Open Interest as of last trading day of the month

CLASS OVERVIEW¹ – SEPTEMBER 2016

STOCK CODE	UNDERLYING STOCK	OPTIONS TRADED						OPTIONS OPEN INTEREST*	
		Market Cap (HK\$m)	Total Turnover (HK\$m)	Total Notional (HK\$m)	Block Trades Notional (HK\$m)	Premium (HK\$m)	Contracts	Notional (HK\$m)	Contracts
2777	Guangzhou R&F (RFP)	39,313	2,113	16	--	1	3,224	15	3,011
2888	Stan Chart (STC)	204,705	2,901	53	--	2	17,059	56	18,031
2899	Zijin Mining (ZJM)	73,305	1,425	107	--	5	21,520	99	19,865
3323	CNBM (NBM)	18,573	2,464	194	--	7	28,133	106	15,418
3328	BoCom (BCM)	459,445	5,320	125	--	4	21,098	200	33,915
3800	Poly Energy (PLE)	19,145	3,127	29	--	2	5,588	27	5,215
3888	Kingsoft (KSO)	23,895	4,567	377	--	21	20,536	202	11,020
3968	CM Bank (CMB)	521,703	7,190	802	239	24	82,133	916	93,746
3988	Bank of China (XBC)	1,122,365	27,904	1,541	165	44	435,368	1,563	441,428
6030	CITIC Securities Co. Ltd. (CTS)	222,015	4,199	266	--	9	16,136	196	11,917
6837	Haitong Securities (HAI)	194,517	4,412	530	26	14	20,215	601	22,893
ETF									
2800	Tracker Fund (TRF)	80,496	43,123	115	--	3	9,623	163	13,561
2822	CSOP FTSE China A50 ETF (CSA)	22,374	10,324	4,885	198	108	86,460	4,974	88,036
2823	iShares A50 ETF (A50)	28,593	8,664	4,837	1,819	126	92,835	5,366	103,001
2827	WISE CSI300 ETF (CS3)	3,469	70	--	--	--	--	1	32
2828	HS H-SHARE ETF (HCF)	46,032	19,428	568	49	13	5,816	650	6,655
3188	CAM CSI300 ETF (AMC)	11,287	3,505	1,527	110	27	19,861	1,407	18,299
	Total:	25,885,306	790,325	148,714	15,591	3,636	7,406,777	111,357	6,045,816

Note:

¹Data in class overview section can be downloaded in csv format in our publication website:

<http://www.hkex.com.hk/eng/prod/drprod/so/SOMonthlyNewsletter.htm>

*Open Interest as of last trading day of the month

DISCLAIMER
Risks of Trading Futures and Options

Futures and options involve a high degree of risk. Losses from futures and options trading can exceed your initial margin funds and you may be required to pay additional margin funds on short notice. Failure to do so may result in your position being liquidated and you being liable for any resulting deficit. You must therefore understand the risks of trading in futures and options and should assess whether they are right for you. You are encouraged to consult a broker or financial adviser on your suitability for futures and options trading in light of your financial position and investment objectives before trading.

©Hong Kong Exchanges and Clearing Limited (HKEX)

Nothing herein is to be construed as a recommendation to purchase or sell futures and / or options contracts or to provide investment advice. While efforts are made to ensure the accuracy of information contained in this publication, HKEX and its subsidiaries do not warrant its accuracy, timeliness, completeness or fitness for a particular purpose and do not assume any liability for any errors or omissions or any action taken on the basis of such information.

Hong Kong Exchanges and Clearing Limited

12/F One International Finance Centre, 1 Harbour View Street, Central Hong Kong