

October 2016

October 2016 HIGHLIGHTS

Trading activities of options on oil stocks like PetroChina (0857.HK) and CNOOC (0883.HK) increased significantly amid rebound of global crude oil prices. Open interest of Mainland banks like CCB (0939.HK), ICBC (1398.HK) and BOC (3988.HK) also increased. Increased open interest of options on CSOP FTSE China A50 ETF (2822.HK) was also observed.

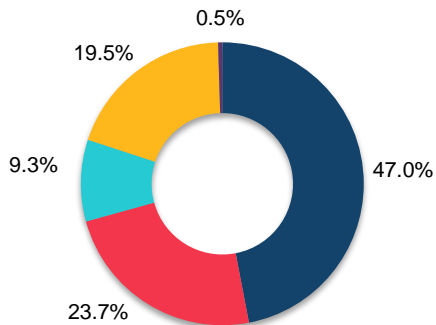
TRADE OVERVIEW			
	Traded (Avg. Daily)	% Chg Mom	% Chg YoY
Notional (HK\$m)	5,190	-26.7%	-7.2%
Premium (HK\$m)	122	-29.6%	-33.7%
Contracts	266,955	-24.3%	+2.5%

Current number of stock options classes: 85
Number of trading days in current month: 20

TOP OPEN INTEREST (Notional HK\$m)				
Option	Calls	Puts	Total	% Chg MoM
Tencent	8,514	7,264	15,778	-4%
CCB	1,355	1,409	2,765	+5%
ICBC	964	1,258	2,222	+3%
Bank of China	958	691	1,649	+6%
HKEX	6,333	3,345	9,678	+0%

Note: Notional value in HK\$m, as of last trading day in October

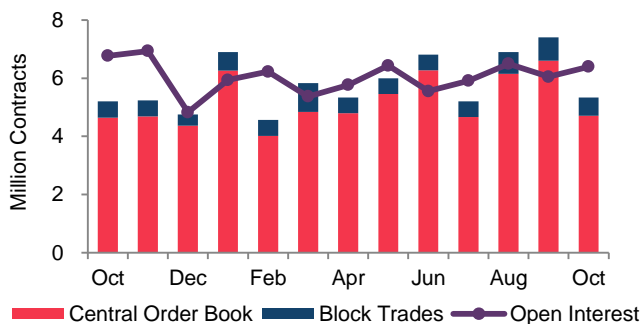
Trade Distribution



■ Blue Chips ■ H-shares ■ ETF ■ Red Chips ■ Others

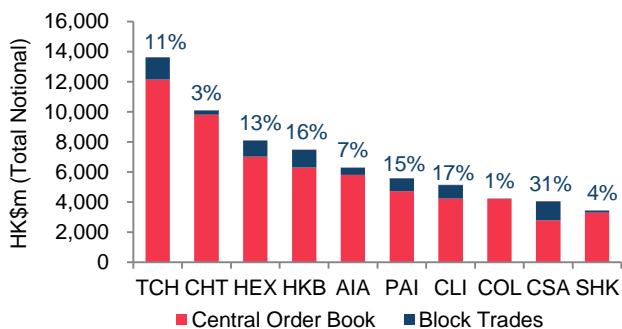
Note: On month total notional

Trade vs Open Interest



■ Central Order Book ■ Block Trades — Open Interest

Most Traded Options



■ Central Order Book ■ Block Trades

Do you Know?

There are many options strategies which investors can deploy according to their risk appetite. Investors who wish to know more about options strategies can visit this link:

http://www.hkex.com.hk/eng/sorc/frontend/option_strategies.htm

CLASS OVERVIEW¹ – OCTOBER 2016

STOCK CODE	UNDERLYING STOCK	OPTIONS TRADED						OPTIONS OPEN INTEREST*	
		Market Cap (HK\$m)	Total Turnover (HK\$m)	Total Notional (HK\$m)	Block Trades Notional (HK\$m)	Premium (HK\$m)	Contracts	Notional (HK\$m)	Contracts
1	CKH (CKH)	370,336	9,838	2,197	265	37	45,791	2,364	49,283
2	CLP (CLP)	199,337	3,897	412	--	5	10,437	314	7,952
3	HK & China Gas (HKG)	193,299	2,995	79	--	1	5,182	111	7,287
4	Wharf (WHL)	176,756	3,845	337	--	6	5,780	522	8,959
5	HSBC (HKB)	1,159,829	22,341	7,466	1,176	198	319,884	8,579	367,569
6	Power Assets (HEH)	155,694	4,672	634	18	9	17,390	339	9,285
11	Hang Seng Bank (HSB)	267,849	2,826	180	--	2	12,817	734	52,368
12	Henderson Land (HLD)	167,139	1,914	248	--	5	5,400	211	4,583
16	SHK Properties (SHK)	335,287	7,886	3,432	126	88	29,638	2,746	23,715
17	New World Dev (NWD)	90,840	2,812	160	--	5	16,527	83	8,556
19	Swire Pacific-A (SWA)	116,495	1,877	273	--	5	6,759	420	10,412
23	Bank of East Asia (BEA)	84,461	1,083	114	--	4	18,256	89	14,177
27	Galaxy (GLX)	136,010	9,833	2,826	76	66	88,739	1,669	52,405
66	MTR Corp (MTR)	253,552	2,201	262	--	3	12,212	162	7,554
135	Kunlun Energy (KLE)	47,385	1,200	48	--	2	4,113	65	5,561
151	Want Want China (WWC)	60,027	1,423	17	--	1	3,686	25	5,380
267	Citic Pacific (CIT)	324,066	1,720	116	--	3	10,380	187	16,780
293	Cathay Pacific (CPA)	40,204	1,472	61	--	3	5,966	78	7,680
330	Esprit (ESP)	12,443	204	1	--	--	1,360	2	3,377
358	Jiangxi Copper (JXC)	47,445	1,011	141	--	3	15,340	84	9,178
386	Sinopec (CPC)	692,635	8,495	786	113	27	69,584	1,062	93,986
388	HKEx (HEX)	251,476	12,352	8,088	1,064	201	393,790	9,678	471,190
390	China Railway (CRG)	204,813	2,112	39	--	1	6,558	48	7,940
489	Dongfeng Motor Group Co. Ltd. (DFM)	69,532	3,090	135	48	5	8,387	108	6,676
494	Li & Fung (LIF)	32,147	1,068	58	--	2	7,592	66	8,698
688	China Overseas (COL)	262,401	14,737	4,243	24	94	88,578	2,872	59,961
700	Tencent (TCH)	1,948,227	45,828	13,624	1,484	349	662,014	15,778	766,663
728	China Telecom (CTC)	324,539	3,595	187	64	8	23,284	485	60,536
762	China Unicom (CHU)	217,679	10,381	766	91	22	42,115	935	51,423
857	PetroChina (PEC)	1,474,309	13,047	1,766	192	50	165,386	1,594	149,289
883	CNOOC (CNC)	440,670	14,551	3,227	172	94	326,953	2,623	265,720
902	Huaneng Power (HNP)	108,432	2,223	218	--	6	22,822	194	20,320
914	Anhui Conch (ACC)	106,025	5,276	393	32	10	36,594	379	35,275
939	CCB (XCC)	1,423,384	19,951	1,854	182	44	326,471	2,765	486,732

Note:

¹Data in class overview section can be downloaded in csv format in our publication website:

<http://www.hkex.com.hk/eng/prod/drprod/so/SOMonthlyNewsletter.htm>

*Open Interest as of last trading day of the month

CLASS OVERVIEW¹ – OCTOBER 2016

STOCK CODE	UNDERLYING STOCK	OPTIONS TRADED						OPTIONS OPEN INTEREST*	
		Name (HKATS Code)	Market Cap (HK\$m)	Total Turnover (HK\$m)	Total Notional (HK\$m)	Block Trades Notional (HK\$m)	Premium (HK\$m)	Contracts	Notional (HK\$m)
941	China Mobile (CHT)	1,819,247	24,470	10,088	275	172	227,089	6,401	144,076
992	Lenovo Group (LEN)	55,321	3,744	533	45	16	53,476	816	81,915
998	Citic Bank (CTB)	311,370	2,757	204	113	5	40,722	483	96,402
1044	Hengan International (HGN)	74,905	3,031	206	--	4	6,682	120	3,879
1088	China Shenhua (CSE)	373,961	6,850	759	32	27	94,089	444	54,985
1109	China Resources Land (CRL)	134,044	6,826	507	39	19	13,106	527	13,618
1113	Cheung Kong Property (CKP)	220,924	4,858	379	--	6	6,594	424	7,388
1171	Yanzhou Coal (YZC)	54,089	2,711	298	--	13	25,893	194	16,867
1186	China Rail Cons (CRC)	155,925	2,359	30	--	1	6,145	58	11,982
1211	BYD (BYD)	163,324	3,784	220	--	9	8,646	623	24,448
1288	ABC (XAB)	1,165,092	5,239	904	170	14	27,654	1,530	46,791
1299	AIA (AIA)	590,120	22,814	6,273	456	108	128,158	5,363	109,563
1336	NCI (NCL)	135,787	2,513	100	--	2	2,976	209	6,231
1339	Peoples Insurance Company (PIN)	131,090	1,094	53	--	1	3,418	64	4,118
1359	Cinda (CDA)	101,156	2,099	57	--	2	4,098	104	7,449
1398	ICBC (XIC)	1,773,699	19,433	1,253	169	30	268,323	2,222	475,845
1800	China Com Cons (CCC)	218,693	4,030	397	81	10	46,430	445	52,072
1816	CGN Power (CGN)	103,169	1,311	34	--	2	1,499	37	1,618
1880	Belle (BIH)	39,641	1,976	138	22	4	29,258	93	19,840
1898	China Coal (CCE)	87,796	1,605	23	--	1	5,260	54	12,366
1919	China Cosco (CCS)	52,930	566	2	--	--	1,383	5	3,392
1928	Sands China (SAN)	272,376	10,139	1,527	110	42	113,082	1,143	84,637
1988	Minsheng Banking (MSB)	372,843	4,331	297	--	7	13,416	1,605	72,545
2038	FIH Mobile (FIH)	20,208	319	1	--	--	368	2	819
2282	MGM China (MGM)	48,792	953	15	--	1	2,965	7	1,402
2318	Ping An (PAI)	734,512	17,545	5,574	840	124	272,212	8,717	425,756
2319	Mengniu Dairy (MEN)	57,665	2,193	35	--	--	2,352	24	1,654
2328	PICC (PIC)	186,246	4,373	471	--	13	18,761	676	26,895
2333	Great Wall Motor (GWM)	96,458	8,509	450	15	19	119,008	364	96,071
2388	BOCHK (BOC)	292,866	6,474	659	69	14	47,605	696	50,221
2600	Chalco (ALC)	61,333	573	25	--	1	4,330	28	4,785
2601	CPIC (CPI)	289,024	3,878	303	--	6	10,812	733	26,131
2628	China Life (CLI)	664,114	17,015	5,122	888	167	265,962	5,601	290,790

Note:

¹Data in class overview section can be downloaded in csv format in our publication website:

<http://www.hkex.com.hk/eng/prod/drprod/so/SOMonthlyNewsletter.htm>

*Open Interest as of last trading day of the month

CLASS OVERVIEW¹ – OCTOBER 2016

STOCK CODE	UNDERLYING STOCK	OPTIONS TRADED						OPTIONS OPEN INTEREST*	
		Market Cap (HK\$m)	Total Turnover (HK\$m)	Total Notional (HK\$m)	Block Trades Notional (HK\$m)	Premium (HK\$m)	Contracts	Notional (HK\$m)	Contracts
2777	Guangzhou R&F (RFP)	35,317	1,796	23	--	1	5,333	16	3,672
2888	Stan Chart (STC)	217,057	2,770	40	--	1	12,028	52	15,730
2899	Zijin Mining (ZJM)	73,386	1,324	59	--	3	12,113	101	20,641
3323	CNBM (NBM)	19,167	1,328	159	--	4	22,374	94	13,170
3328	BoCom (BCM)	459,644	2,555	197	59	10	33,296	281	47,622
3800	Poly Energy (PLE)	19,517	1,846	14	--	1	2,672	25	4,819
3888	Kingsoft (KSO)	22,725	2,677	206	26	9	11,830	199	11,435
3968	CM Bank (CMB)	508,963	4,056	537	14	13	56,792	906	95,812
3988	Bank of China (XBC)	1,109,583	13,492	1,066	315	30	306,444	1,649	473,741
6030	CITIC Securities Co. Ltd. (CTS)	226,412	3,037	189	--	4	10,980	146	8,481
6837	Haitong Securities (HAI)	197,846	2,805	299	--	7	10,862	563	20,468
ETF									
2800	Tracker Fund (TRF)	78,471	18,912	99	--	2	8,570	132	11,463
2822	CSOP FTSE China A50 ETF (CSA)	21,860	6,850	4,041	1,245	70	70,520	5,753	100,404
2823	iShares A50 ETF (A50)	30,129	5,890	3,347	752	55	60,964	5,672	103,309
2827	WISE CSI300 ETF (CS3)	3,481	33	--	--	--	--	1	32
2828	HS H-SHARE ETF (HCF)	46,209	13,905	543	--	5	5,573	758	7,773
3188	CAM CSI300 ETF (AMC)	11,469	2,943	1,659	112	31	21,185	1,599	20,427
	Total:	25,734,679	528,347	103,803	10,974	2,445	5,339,093	115,130	6,392,020

Note:

¹Data in class overview section can be downloaded in csv format in our publication website:

<http://www.hkex.com.hk/eng/prod/drprod/so/SOMonthlyNewsletter.htm>

*Open Interest as of last trading day of the month

DISCLAIMER
Risks of Trading Futures and Options

Futures and options involve a high degree of risk. Losses from futures and options trading can exceed your initial margin funds and you may be required to pay additional margin funds on short notice. Failure to do so may result in your position being liquidated and you being liable for any resulting deficit. You must therefore understand the risks of trading in futures and options and should assess whether they are right for you. You are encouraged to consult a broker or financial adviser on your suitability for futures and options trading in light of your financial position and investment objectives before trading.

©Hong Kong Exchanges and Clearing Limited (HKEX)

Nothing herein is to be construed as a recommendation to purchase or sell futures and / or options contracts or to provide investment advice. While efforts are made to ensure the accuracy of information contained in this publication, HKEX and its subsidiaries do not warrant its accuracy, timeliness, completeness or fitness for a particular purpose and do not assume any liability for any errors or omissions or any action taken on the basis of such information.

Hong Kong Exchanges and Clearing Limited

12/F One International Finance Centre, 1 Harbour View Street, Central Hong Kong