

## December 2016 Highlights

Overall, the year end open interest in 2016 increased from 4,827,678 to 6,327,503 (+31%) when compared to the previous year. The trading volume of options on bank stocks increased this month, including HSBC (0005.HK), CCB (0939.HK) and ICBC (1398.HK).

TRADE OVERVIEW			
	Average Daily Turnover	% Chg MoM	% Chg YoY
Notional (HK\$m)	5,885	-11.1%	29.7%
Premium (HK\$m)	156	-4.6%	13.7%
No. of Contracts (in 10,000)	30.9	-4.3%	43.2%

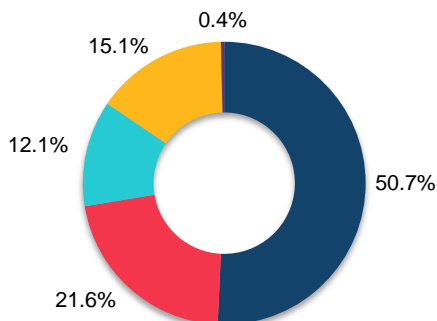
Current number of stock options classes: 85

Number of trading days in current month: 20

TOP OPEN INTEREST				
Option	Calls	Puts	Total	% Chg MoM
Tencent	11,562	5,973	<b>17,535</b>	-11%
CCB	1,853	1,275	<b>3,128</b>	0%
HKEX	6,571	2,615	<b>9,186</b>	-16%
Bank of China	1,077	612	<b>1,688</b>	-13%
ICBC	1,207	1,071	<b>2,279</b>	-1%

Note: The data is as of last trading day in December

## Trade Distribution



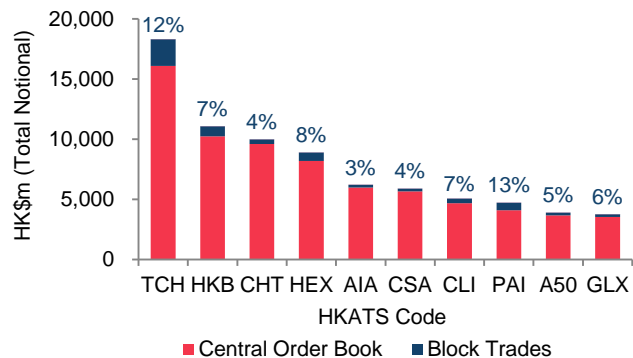
■ Blue Chips ■ H-shares ■ ETF ■ Red Chips ■ Others

Note: Calculations based on total notional value. Total percentage may

not equal to 100% due to rounding of figures.

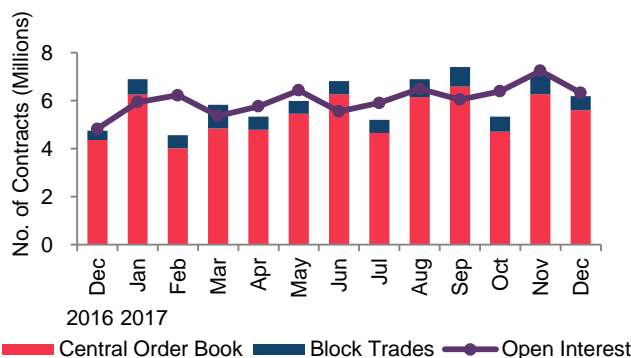
## Top 10 Most Traded Options Contracts

Block Trades as % of Total Notional Value, December 2016



■ Central Order Book ■ Block Trades

## Trade vs Open Interest



## Do You Know?

HKEX has made major changes to its options mobile app, re-naming it the Futures & Options mobile app and giving investors access to real-time prices of HKEX's futures and options products at their fingertips. The app is now available for download free of charge on Apple's App Store and Google Play. Please scan the QR codes below for more information:

Platform	QR Code
iOS	
Android	

**CLASS OVERVIEW<sup>1</sup> – DECEMBER 2016**

STOCK CODE	UNDERLYING STOCK	OPTIONS TRADED						OPTIONS OPEN INTEREST*	
		Name (HKATS Code)	Market Cap (HK\$m)	Total Turnover (HK\$m)	Total Notional (HK\$m)	Block Trades Notional (HK\$m)	Premium (HK\$m)	Contracts	Notional (HK\$m)
1	CKH (CKH)	339,090	11,623	2,358	415	44	53,653	2,063	46,937
2	CLP (CLP)	180,010	4,480	349	--	7	9,794	286	8,031
3	HK & China Gas (HKG)	174,732	3,753	114	--	2	8,271	123	8,918
4	Wharf (WHL)	156,306	5,121	429	--	9	8,331	367	7,117
5	HSBC (HKB)	1,236,643	42,932	11,062	829	280	444,260	8,328	334,459
6	Power Assets (HEH)	145,877	3,726	431	--	9	12,599	261	7,631
11	Hang Seng Bank (HSB)	275,879	3,869	295	--	4	20,463	801	55,495
12	Henderson Land (HLD)	150,043	1,566	163	--	3	3,956	194	4,693
16	SHK Properties (SHK)	283,755	7,794	3,413	--	78	34,828	2,288	23,348
17	New World Dev (NWD)	77,035	2,412	127	--	4	15,469	101	12,317
19	Swire Pacific-A (SWA)	106,987	1,925	314	--	26	8,486	362	9,778
23	Bank of East Asia (BEA)	80,271	996	75	--	2	12,583	90	15,233
27	Galaxy (GLX)	144,369	13,214	3,745	208	110	110,792	1,917	56,714
66	MTR Corp (MTR)	222,612	3,901	306	--	7	16,231	222	11,799
135	Kunlun Energy (KLE)	46,820	1,316	28	--	1	2,406	48	4,120
151	Want Want China (WWC)	62,278	1,195	18	--	1	3,560	25	5,044
267	Citic Pacific (CIT)	322,902	1,891	81	--	3	7,262	94	8,506
293	Cathay Pacific (CPA)	40,125	846	21	--	2	2,030	49	4,776
330	Esprit (ESP)	11,840	161	1	--	--	1,231	1	1,345
358	Jiangxi Copper (JXC)	53,805	2,413	438	--	17	40,463	239	22,069
386	Sinopec (CPC)	717,945	10,572	760	--	24	69,096	938	85,313
388	HKEx (HEX)	224,296	18,943	8,872	681	214	484,282	9,186	501,419
390	China Railway (CRG)	211,339	2,483	112	64	5	17,497	106	16,662
489	Dongfeng Motor Group Co. Ltd. (DFM)	65,224	2,684	131	--	4	8,672	158	10,458
494	Li & Fung (LIF)	28,697	2,451	106	--	4	15,519	75	11,002
688	China Overseas (COL)	225,150	7,473	2,348	206	88	57,122	2,062	50,182
700	Tencent (TCH)	1,797,761	64,336	18,284	2,207	480	963,837	17,535	924,342
728	China Telecom (CTC)	289,738	3,433	175	57	7	24,467	492	68,646
762	China Unicom (CHU)	216,242	8,773	1,115	181	47	61,743	1,854	102,636
857	PetroChina (PEC)	1,560,262	15,573	2,307	180	59	199,533	1,460	126,338
883	CNOOC (CNC)	433,080	12,423	2,659	68	94	274,135	1,858	191,514
902	Huaneng Power (HNP)	106,870	3,713	161	--	8	15,635	161	15,678
914	Anhui Conch (ACC)	103,215	3,956	247	11	7	23,447	228	21,636
939	CCB (XCC)	1,493,604	46,753	3,267	430	61	547,248	3,128	523,946

Note:

<sup>1</sup>Data in class overview section can be downloaded in csv format in our publication website:

<http://www.hkex.com.hk/eng/prod/drprod/so/SOMonthlyNewsletter.htm>

\*Open Interest as of last trading day of the month

**CLASS OVERVIEW<sup>1</sup> – DECEMBER 2016**

STOCK CODE	UNDERLYING STOCK Name (HKATS Code)	OPTIONS TRADED						OPTIONS OPEN INTEREST*	
		Market Cap (HK\$m)	Total Turnover (HK\$m)	Total Notional (HK\$m)	Block Trades Notional (HK\$m)	Premium (HK\$m)	Contracts	Notional (HK\$m)	Contracts
941	China Mobile (CHT)	1,683,085	24,795	9,970	370	226	242,589	6,843	166,499
992	Lenovo Group (LEN)	52,211	3,295	424	165	17	45,086	682	72,557
998	Citic Bank (CTB)	317,256	4,506	207	91	3	41,944	296	60,133
1044	Hengan International (HGN)	68,618	3,780	176	--	4	6,167	99	3,460
1088	China Shenhua (CSE)	347,750	6,480	458	--	18	62,797	510	69,833
1109	China Resources Land (CRL)	120,876	3,911	432	98	15	12,388	532	15,248
1113	Cheung Kong Property (CKP)	181,831	8,084	726	--	24	15,262	598	12,574
1171	Yanzhou Coal (YZC)	46,243	1,676	137	--	6	12,962	96	9,106
1186	China Rail Cons (CRC)	174,442	4,618	56	22	2	11,282	76	15,202
1211	BYD (BYD)	138,023	4,814	360	41	27	17,611	277	13,582
1288	ABC (XAB)	1,116,271	6,009	680	--	14	21,395	1,218	38,317
1299	AIA (AIA)	527,470	31,760	6,190	214	126	141,486	3,837	87,714
1336	NCI (NCL)	138,827	3,480	237	71	6	6,658	232	6,524
1339	Peoples Insurance Company (PIN)	129,817	1,646	57	15	2	3,723	74	4,823
1359	Cinda (CDA)	107,242	2,611	63	--	2	4,508	94	6,706
1398	ICBC (XIC)	1,732,080	24,667	1,635	365	34	351,655	2,279	490,050
1800	China Com Cons (CCC)	238,869	3,412	233	--	7	26,155	323	36,216
1816	CGN Power (CGN)	96,806	1,535	49	--	2	2,302	38	1,764
1880	Belle (BIH)	36,773	1,336	92	--	4	21,157	73	16,694
1898	China Coal (CCE)	74,524	1,053	24	--	1	6,515	44	11,883
1919	China Cosco (CCS)	51,699	1,125	5	--	1	3,912	10	7,729
1928	Sands China (SAN)	271,988	13,098	2,248	222	83	166,791	1,366	101,311
1988	Minsheng Banking (MSB)	357,291	6,624	274	41	7	13,242	1,276	61,559
2038	FIH Mobile (FIH)	19,564	167	--	--	--	128	1	608
2282	MGM China (MGM)	61,104	1,665	26	--	1	4,082	9	1,475
2318	Ping An (PAI)	717,797	22,901	4,701	611	116	242,305	6,178	318,449
2319	Mengniu Dairy (MEN)	58,632	3,075	66	--	1	4,435	37	2,475
2328	PICC (PIC)	179,128	5,031	360	89	12	14,920	620	25,643
2333	Great Wall Motor (GWM)	96,929	4,841	299	--	10	82,636	368	101,716
2388	BOCHK (BOC)	293,395	6,515	670	56	15	48,314	610	43,929
2600	Chalco (ALC)	64,298	1,441	100	52	4	15,663	85	13,317
2601	CPIC (CPI)	270,136	4,307	478	81	12	17,677	496	18,338
2628	China Life (CLI)	710,805	20,187	5,057	377	151	250,365	5,186	256,730

Note:

<sup>1</sup>Data in class overview section can be downloaded in csv format in our publication website:

<http://www.hkex.com.hk/eng/prod/drprod/so/SOMonthlyNewsletter.htm>

\*Open Interest as of last trading day of the month

**CLASS OVERVIEW<sup>1</sup> – DECEMBER 2016**

STOCK CODE	UNDERLYING STOCK	OPTIONS TRADED					OPTIONS OPEN INTEREST*		
		Market Cap (HK\$m)	Total Turnover (HK\$m)	Total Notional (HK\$m)	Block Trades Notional (HK\$m)	Premium (HK\$m)	Contracts	Notional (HK\$m)	Contracts
2777	Guangzhou R&F (RFP)	30,226	841	13	--	1	3,476	16	4,317
2888	Stan Chart (STC)	204,594	3,927	45	--	2	14,447	38	12,250
2899	Zijin Mining (ZJM)	73,320	1,464	54	--	2	10,782	66	13,282
3323	CNBM (NBM)	20,354	1,192	142	--	4	18,846	72	9,546
3328	BoCom (BCM)	449,465	3,441	195	67	6	34,731	285	50,815
3800	Poly Energy (PLE)	17,286	916	12	--	1	2,534	24	5,197
3888	Kingsoft (KSO)	20,723	1,597	172	--	6	10,828	169	10,618
3968	CM Bank (CMB)	489,129	6,326	469	9	15	51,569	617	67,838
3988	Bank of China (XBC)	1,097,759	18,745	920	--	18	267,351	1,688	490,717
6030	CITIC Securities Co. Ltd. (CTS)	212,452	3,485	269	16	9	17,056	170	10,787
6837	Haitong Securities (HAI)	187,752	4,022	334	27	14	12,573	301	11,304
<b>ETF</b>									
2800	Tracker Fund (TRF)	80,267	29,969	101	--	3	9,156	123	11,154
2822	CSOP FTSE China A50 ETF (CSA)	18,952	9,771	5,879	213	203	107,671	6,303	115,440
2823	iShares A50 ETF (A50)	27,973	9,468	3,878	212	100	73,581	4,269	81,005
2827	WISE CSI300 ETF (CS3)	3,376	203	--	--	--	4	1	37
2828	HS H-SHARE ETF (HCF)	44,648	15,245	800	--	4	8,473	800	8,474
3188	CAM CSI300 ETF (AMC)	10,544	3,440	3,613	723	61	47,979	2,595	34,456
	<b>Total:</b>	25,055,402	667,197	117,698	9,763	3,113	6,188,070	109,100	6,327,503

**Note:**

<sup>1</sup>Data in class overview section can be downloaded in csv format in our publication website:

<http://www.hkex.com.hk/eng/prod/drprod/so/SOMonthlyNewsletter.htm>

\*Open Interest as of last trading day of the month

**DISCLAIMER**

The information contained in this document is for general informational purposes only and does not constitute an offer, solicitation or recommendation to buy or sell any securities or other products or to provide any investment advice or service of any kind. This document is not directed at, and is not intended for distribution to or use by, any person or entity in any jurisdiction or country where such distribution or use would be contrary to law or regulation or which would subject Hong Kong Exchanges and Clearing Limited ("HKEX"), The Stock Exchange of Hong Kong Limited ("SEHK") (together, the "Entities", each an "Entity"), or any of their affiliates, or any of the companies that they operate, to any registration requirement within such jurisdiction or country.

No section or clause in this document may be regarded as creating any obligation on the part of any of the Entities. Rights and obligations with regard to the trading, clearing and settlement of any securities effected on SEHK shall depend solely on the applicable rules of SEHK and the relevant clearing house, as well as the applicable laws, rules and regulations of Hong Kong.

Although the information contained in this document is obtained or compiled from sources believed to be reliable, neither of the Entities guarantees the accuracy, validity, timeliness or completeness of the information or data for any particular purpose, and the Entities and the companies that they operate shall not accept any responsibility for, or be liable for, errors, omissions or other inaccuracies in the information or for the consequences thereof. The information set out in this document is provided on an "as is" and "as available" basis and may be amended or changed. It is not a substitute for professional advice which takes account of your specific circumstances and nothing in this document constitutes legal advice. Neither of the Entities shall be responsible or liable for any loss or damage, directly or indirectly, arising from the use of or reliance upon any information provided in this document.

Hong Kong Exchanges and Clearing Limited  
12/F One International Finance Centre, 1 Harbour View Street, Central Hong Kong