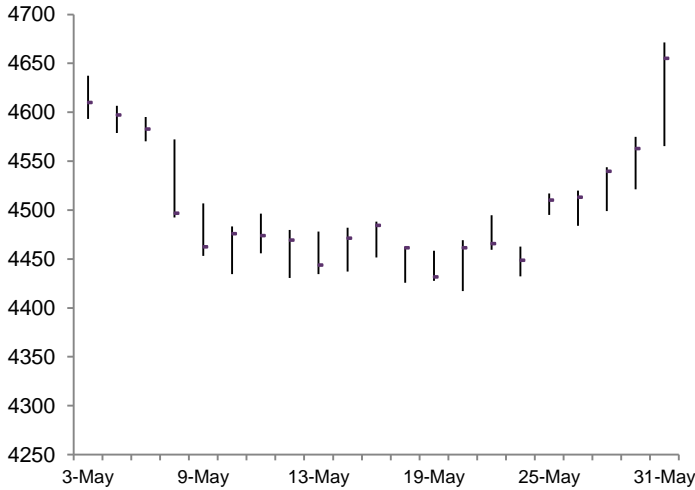


CES120 Index Daily High-Low Range

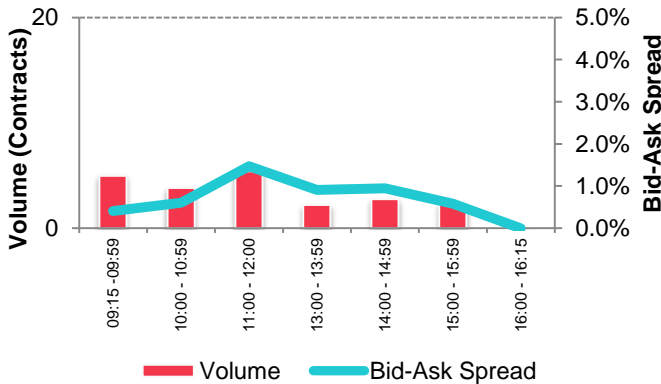


MONTHLY HIGHLIGHTS

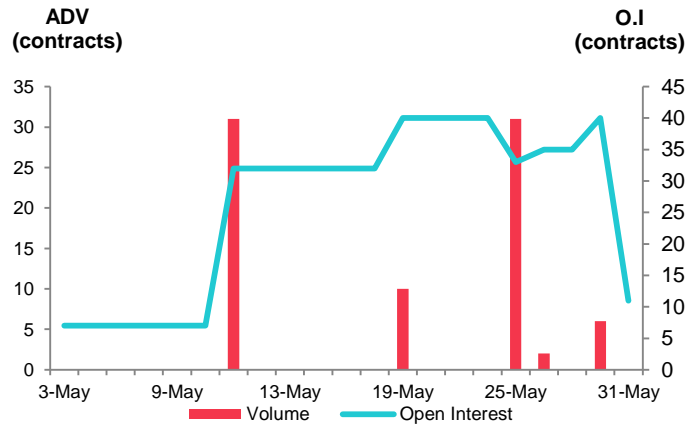
- In May 2016, a total of HKD 18 million notional value was transacted with average daily notional value of HKD 0.9 million.
- CES 120 index slightly increased 45 index points (i.e.0.97%) from the beginning of the month.
- HKEX has further extended the 50% trading fee discount on the CES 120 Futures (i.e. HK\$5 per contract) until 31 December 2016.

Average Spot Month Futures B/A Spread	0.03%
Average Index Volatility (250D)	13.58%

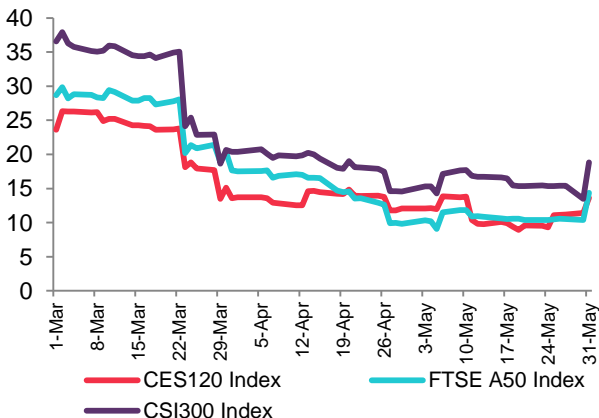
Hourly Distribution of Volume & Bid-Ask Spread (Day Session)



Futures Volume vs Open Interest



Historical Volatility (20d Rolling)



Index Historical Correlation (Apr 15 – May 16)

	CES 120	HSI	HSCEI	CSI 300
CES 120	1.00			
HSI	0.76	1.00		
HSCEI	0.84	0.92	1.00	
CSI 300	0.91	0.51	0.62	1.00

Index Futures Contracts Summary

Item	Contract Terms
Underlying Index	CES China 120 Index (CES 120)
HKATS Code	CHH
Contract Multiplier	\$50 per index point
Minimum Fluctuation	0.5 index point
Contract Months	Spot, next calendar month & next two calendar quarter months
Trading Hours	9:15 am – 12:00 noon, 1:00 pm – 4:15 pm (Expiring contract month closes at 3:00 pm on the Last Trading Day)
Last Trading Day	The Business Day immediately preceding the last Business Day of the Contract Month If it falls on a Mainland China public holiday, the Last Trading Day will be the previous Hong Kong and Mainland China Business Day.
Final Settlement Price	The average of the values of the CES China 120 Index compiled, computed and disseminated by China Exchanges Services Company Limited, rounded up to the nearest 1 decimal place, taken at five (5) minute intervals from 1:00 p.m. up to 3:00 p.m. on the Last Trading Day.
Transaction Costs	Exchange Fee \$10.00 (Exchange fee will be discounted to HK\$5.00 till 31 December 2016) Commission Levy \$0.54 Commission Rate Negotiable

Information Vendor Access Codes

Information Vendors	Access Code	
	CES 120	CES 120 Futures
Bloomberg Finance L.P.	CES120	CESA Index DES
Reuters Limited, a Thomson Reuters Company	.HKCES120	0#HCHH:
AAStocks.com Limited	110056	221360
AFE Solutions Ltd.	837501	870800
ET Net Limited	CEC	CHH
Infocast Limited	CE120	CHH
Six Financial Information Ltd.	CES120	CHHym
Telequote Data International Limited	CES120	CHHmy
Shanghai Qianlong	CES120	949013
Shanghai Wind	CES120	CHHF
Hithink RoyalFlush	CES120	CHH

DISCLAIMER

All information contained herein is provided for reference only. While HKEX endeavours to ensure the accuracy, reliability and completeness of the information, neither it, nor any of its affiliates makes any warranty or representation, express or implied, or accept any responsibility or liability for, the accuracy, completeness, reliability or suitability of the information for any particular purpose. HKEX accepts no liability whatsoever to any person for any loss or damage arising from any inaccuracy or omission in the information or from any decision, action or non-action based on or in reliance upon the information.

The information does not, and is not intended to, constitute investment advice or a recommendation to make any kind of investment decision. Any person who intends to use the information or any part thereof should seek independent professional advice. Modification of the information in whole or in part, in any form or by any means are strictly prohibited without the prior written permission of HKEX.

Futures involve a high degree of risk. Losses from futures trading can exceed your initial margin funds and you may be required to pay additional margin funds on short notice. Failure to do so may result in your position being liquidated and you being liable for any resulting deficit. You must therefore understand the risks of trading in futures and should assess whether they are right for you. You are encouraged to consult a broker or financial adviser on your suitability for futures trading in light of your financial position and investment objectives before trading.