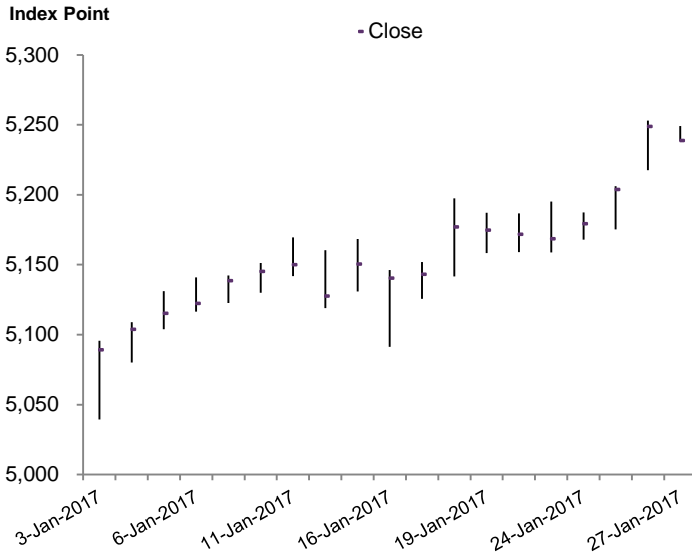


CES China 120 Index Daily High-Low Range

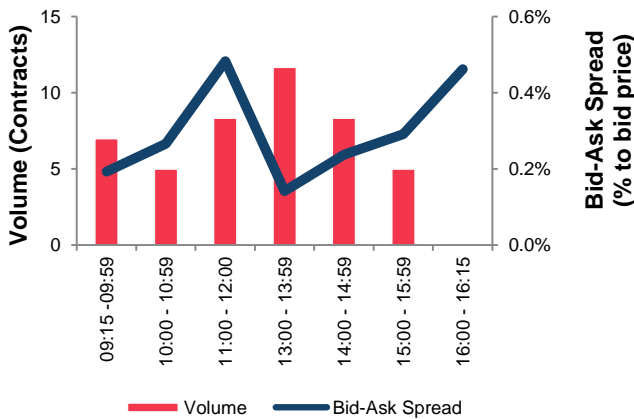


MONTHLY HIGHLIGHTS

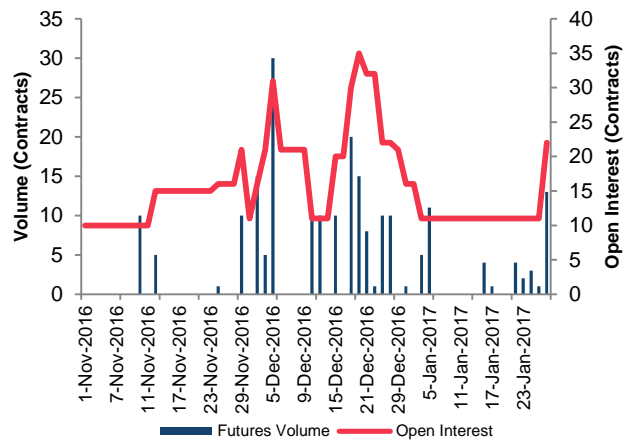
- In January 2017, a total of HKD 11 million notional value was transacted with an average daily notional value of HKD 0.6 million for CES China 120 Index (CES120) Futures.
- BNP Paribas Securities (Asia) Ltd. starts providing liquidity in CES120 Index Futures market.

Average Spot Month Futures Bid-Ask spread taken at 5-minute intervals during trading session (as percentage to bid price)	6 index pts (0.11%)
Average Index Volatility (250D)	10.21%
Index Annualized Return (Previous 12 Months)	21.3%

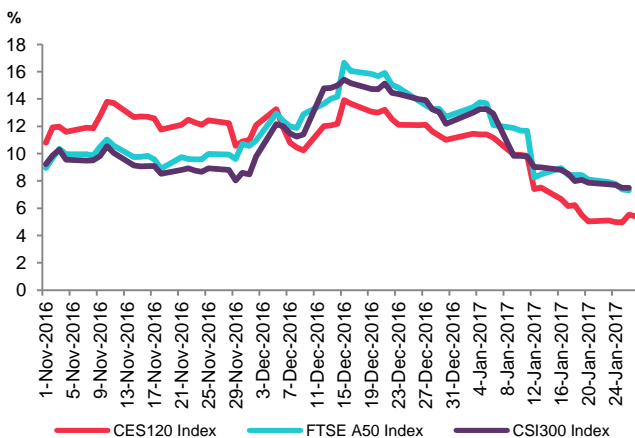
Hourly Distribution of Volume & Bid-Ask Spread (January 17)



Futures Daily Volume vs Open Interest



Spot Month Futures Historical Volatility (20D Rolling)



Index Historical Correlation Coefficient (Feb 16 – Jan17)

	CES 120	HSI	HSCEI	CSI 300
CES 120	1.00			
HSI	0.76	1.00		
HSCEI	0.84	0.92	1.00	
CSI 300	0.90	0.50	0.61	1.00

Index Futures Contracts Summary

Item	Contract Terms
Underlying Index	CES China 120 Index (CES 120)
HKATS Code	CHH
Contract Multiplier	\$50 per index point
Minimum Fluctuation	0.5 index point
Contract Months	Spot, the next calendar month & the next two calendar quarter months
Trading Hours	9:15 am – 12:00 noon, 1:00 pm – 4:30 pm (Expiring contract month closes at 3:00 pm on the Last Trading Day)
Last Trading Day	The Business Day immediately preceding the last Business Day of the Contract Month If it falls on a Mainland China public holiday, the Last Trading Day will be the previous Hong Kong and Mainland China Business Day.
Final Settlement Price	The average of the values of the CES China 120 Index compiled, computed and disseminated by China Exchanges Services Company Limited, rounded up to the nearest 1 decimal place, taken at five (5) minute intervals from 1:00 p.m. up to 3:00 p.m. on the Last Trading Day.
Transaction Costs	Exchange Fee \$10.00 (Exchange fee is discounted by 50% to HK\$5.00 till 31 December 2017) Commission Levy \$0.54

Information Vendor Access Codes

Information Vendors (Hong Kong and International)	Access Code	
	CES 120	CES 120 Futures
Bloomberg Finance L.P.	CES120	CESA Index DES
Reuters Limited, a Thomson Reuters Company	.HKCES120	0#HCHH:
AASStocks.com Limited	110056	221360
AFE Solutions Ltd.	837505	870800
DB Power Online Limited	CES120	CHH
ET Net Limited	CEC	CHH
Infocast Limited	CE120	CHH
Interactive Data Group	I:CES120	Fn:CHHMYDDCHH
Marketprizm Hong Kong Limited	CES120	CHHmy
Six Financial Information Ltd.	CES120	CHHmy
Tequote Data International Limited	CES120	CHHmy

Information Vendors (Mainland China)	Access Code	
	CES 120	CES 120 Futures
Hexin Flush Financial Information Network	CES120	CHHC
Shanghai DZH Limited	CES120	CHH+Month Code+Year Code
Shanghai Gildata Services Co. Ltd	CES120	-
Shanghai Wind Information Co. Ltd.	CES120	CHHF+yyymm+.HK
Zheng Zhou Esunny Information Technology Co, Ltd.	-	CHH
Shanghai Wenhua Financial Information Ltd	-	CHHmy
Shanghai Qianlong Advanced Technology	CES120	Page 209

DISCLAIMER

All information contained herein is provided for reference only. While HKEX endeavours to ensure the accuracy, reliability and completeness of the information, neither it, nor any of its affiliates makes any warranty or representation, express or implied, or accept any responsibility or liability for, the accuracy, completeness, reliability or suitability of the information for any particular purpose. HKEX accepts no liability whatsoever to any person for any loss or damage arising from any inaccuracy or omission in the information or from any decision, action or non-action based on or in reliance upon the information.

The information does not, and is not intended to, constitute investment advice or a recommendation to make any kind of investment decision. Any person who intends to use the information or any part thereof should seek independent professional advice. Modification of the information in whole or in part, in any form or by any means are strictly prohibited without the prior written permission of HKEX.

Futures involve a high degree of risk. Losses from futures trading can exceed your initial margin funds and you may be required to pay additional margin funds on short notice. Failure to do so may result in your position being liquidated and you being liable for any resulting deficit. You must therefore understand the risks of trading in futures and should assess whether they are right for you. You are encouraged to consult a broker or financial adviser on your suitability for futures trading in light of your financial position and investment objectives before trading.